

PRAMAC GENERAC AUSTRALIAN MOTORCYCLE GP

Race

Classification after 25 laps = 111.2 km

29

Pos		Rider	Nation	Team	Motorcycle	Total Time	Km/h	Gap
1	25	41 Brad BINDER	RSA	Red Bull KTM Ajo	KTM	38'53.277	171.5	
2	20	88 Jorge MARTIN	SPA	Red Bull KTM Ajo	KTM	38'55.245	171.4	1.968
3	16	12 Thomas LUTHI	SWI	Dynavolt Intact GP	KALEX	38'59.298	171.1	6.021
4	13	9 Jorge NAVARRO	SPA	Beta Tools Speed Up	SPEED UP	39'01.428	170.9	8.151
5	11	7 Lorenzo BALDASSARRI	ITA	FLEXBOX HP 40	KALEX	39'02.083	170.9	8.806
6	10	87 Remy GARDNER	AUS	ONEXO TKKR SAG Team	KALEX	39'02.232	170.9	8.955
7	9	27 Iker LECUONA	SPA	monday.com American Racing	KTM	39'02.732	170.8	9.455
8	8	73 Alex MARQUEZ	SPA	EG 0,0 Marc VDS	KALEX	39'03.332	170.8	10.055
9	7	62 Stefano MANZI	ITA	MV Agusta Temporary Forward	MV AGUSTA	39'03.976	170.7	10.699
10	6	45 Tetsuta NAGASHIMA	JPN	ONEXO TKKR SAG Team	KALEX	39'04.409	170.7	11.132
11	5	23 Marcel SCHROTTER	GER	Dynavolt Intact GP	KALEX	39'07.630	170.5	14.353
12	4	11 Nicolo BULEGA	ITA	SKY Racing Team VR46	KALEX	39'07.918	170.4	14.641
13	3	2 Jesko RAFFIN	SWI	NTS RW Racing GP	NTS	39'11.818	170.2	18.541
14	2	21 Fabio DI GIANNANTONIO	ITA	Beta Tools Speed Up	SPEED UP	39'13.532	170.0	20.255
15	1	64 Bo BENDSNEYDER	NED	NTS RW Racing GP	NTS	39'22.515	169.4	29.238
16		16 Joe ROBERTS	USA	monday.com American Racing	KTM	39'24.147	169.3	30.870
17		33 Enea BASTIANINI	ITA	Italtrans Racing Team	KALEX	39'24.308	169.3	31.031
18		5 Andrea LOCATELLI	ITA	Italtrans Racing Team	KALEX	39'25.041	169.2	31.764
19		40 Augusto FERNANDEZ	SPA	FLEXBOX HP 40	KALEX	39'26.601	169.1	33.324
20		22 Sam LOWES	GBR	Federal Oil Gresini Moto2	KALEX	39'30.618	168.8	37.341
21		96 Jake DIXON	GBR	Gaviota Angel Nieto Team	KTM	39'30.669	168.8	37.392
22		65 Philipp OETTL	GER	Red Bull KTM Tech 3	KTM	40'02.455	166.6	1'09.178
23		47 Adam NORRODIN	MAL	Petronas Sprinta Racing	KALEX	40'03.994	166.5	1'10.717
24		3 Lukas TULOVIC	GER	Kiefer Racing	KTM	40'04.883	166.4	1'11.606
25		18 Xavi CARDELUS	AND	Gaviota Angel Nieto Team	KTM	40'05.343	166.4	1'12.066
26		20 Dimas EKKY PRATAMA	INA	IDEMITSU Honda Team Asia	KALEX	40'14.899	165.7	1'21.622
27		77 Dominique AEGERTER	SWI	MV Agusta Temporary Forward	MV AGUSTA	39'10.415	163.5	1 lap
Not classified								
		35 Somkiat CHANTRA	THA	IDEMITSU Honda Team Asia	KALEX	22'09.555	168.6	11 laps
		97 Xavi VIERGE	SPA	EG 0,0 Marc VDS	KALEX	4'46.958	167.4	22 laps
		54 Mattia PASINI	ITA	Tasca Racing Scuderia Moto2	KALEX	4'55.734	162.4	22 laps
Not finished first lap								
		10 Luca MARINI	ITA	SKY Racing Team VR46	KALEX			
		72 Marco BEZZECCHI	ITA	Red Bull KTM Tech 3	KTM			


The results are provisional until the end of the limit for protest and appeals.

Time limit for protest expires 30' after publication of the results - Time:

These data/results cannot be reproduced, stored and/or transmitted in whole or in part by any manner of electronic, mechanical, photocopying, recording, broadcasting or otherwise now known or herein after developed without the previous express consent by the copyright owner, except for reproduction in daily press and regular printed publications on sale to the public within 60 days of the event related to those data/results and always provided that copyright symbol appears together as follows below.

© DORNA, 2019

Phillip Island

Results and timing service provided by  TISSOT

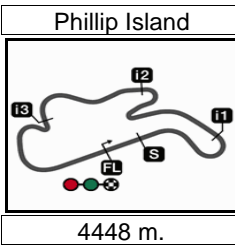
Moto2™

PRAMAC GENERAC AUSTRALIAN MOTORCYCLE GP

Race

Classification after 25 laps = 111.2 km

29



Pos	Rider	Nation	Team	Motorcycle	Total Time	Km/h	Gap
-----	-------	--------	------	------------	------------	------	-----

Race condition: **Dry**

Air: 15°

Humidity: 67%

Ground: 25°

Pole Position:

Fastest Lap (New record):

Best Race Lap:

All Time Lap Record:

	Jorge NAVARRO	1'33.565	171.1 Km/h
Lap 4	Thomas LUTHI	1'32.609	172.9 Km/h
2013	Alex DE ANGELIS	1'32.814	172.5 Km/h
2014	Tito RABAT	1'32.470	173.1 Km/h

13:05'00

13:18'21

13:20'47

13:21'31 Marco BEZZECCHI

13:21'31 Luca MARINI

13:21'58 -13:24'43 Iker LECUONA

13:26'19 Xavi VIERGE

13:27'31 Mattia PASINI

13:43'48 Somkiat CHANTRA

13:43'48 Dominique AEGERTER

13:44'50 Dominique AEGERTER

SIGHTING LAP START

WARM UP LAP START

RACE START

crashed out - Rider OK

crashed out - Rider OK

No jump startLong lap penalty

crashed out - Rider OK

entered pits and retired

crashed out - Rider OK

crashed out - Rider OK

re-joined race

The results are provisional until the end of the limit for protest and appeals.

Time limit for protest expires 30' after publication of the results - Time:

These data/results cannot be reproduced, stored and/or transmitted in whole or in part by any manner of electronic, mechanical, photocopying, recording, broadcasting or otherwise now known or herein after developed without the previous express consent by the copyright owner, except for reproduction in daily press and regular printed publications on sale to the public within 60 days of the event related to those data/results and always provided that copyright symbol appears together as follows below.

© DORNA, 2019

Official MotoGP Timing by TISSOT

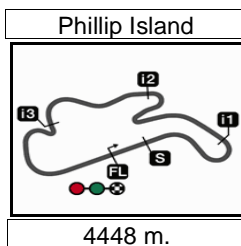
www.motogp.com

Phillip Island, Sunday, October 27, 2019

Page 2 of 2

moto2™





Results and timing service provided by **TISSOT**

Moto2™

PRAMAC GENERAC AUSTRALIAN MOTORCYCLE GP

World Championship Classification

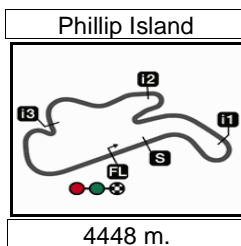
30

Rider	Points	Leader	Previous	QAT	ARG	AME	SPA	FRA	ITA	CAT	NED	GER	CZE	AUT	GBR	RSM	ARA	THA	JPN	AUS	MAL	VAL
1 MARQUEZ Alex	SPA	242		9	16	11	0	25	25	25	-	25	25	20	-	16	16	11	10	8		
2 LUTHI Thomas	SWI	214	28	28	20	-	25	13	10	16	20	13	11	-	10	8	13	10	9	20	16	
3 BINDER Brad	RSA	209	33	5	4	10	-	11	13	1	5	20	20	-	25	16	10	25	20	4	25	
4 NAVARRO Jorge	SPA	199	43	10	-	8	16	20	20	9	16	-	8	13	16	20	9	20	0	11	13	
5 FERNANDEZ Augusto	SPA	192	50	7	11	-	-	16	16	11	13	25	10	8	11	25	25	0	13	8	0	
6 MARINI Luca	ITA	176	66	16	8	9	10	8	3	20	10	16	6	11	-	7	5	13	25	25	-	
7 BALDASSARRI Lorenzo	ITA	162	80	14	25	25	-	25	-	13	-	-	9	5	13	9	6	8	0	13	11	
8 SCHROTTER Marcel	GER	130	112	32	16	11	20	1	8	8	9	8	16	10	7	2	-	-	2	7	5	
9 DI GIANNANTONIO Fabio	ITA	101	141	29	5	-	-	4	4	6	-	5	13	20	2	10	20	5	0	5	2	
10 BASTIANINI Enea	ITA	95	147	6	7	7	7	5	9	10	11	-	2	16	-	-	7	0	5	9	0	
11 MARTIN Jorge	SPA	83	159	12	1	-	1	-	0	0	1	-	7	3	9	4	4	7	10	16	20	
12 LECUONA Iker	SPA	80	162	3	-	13	-	6	7	-	-	1	-	6	8	5	0	9	16	-	9	
13 GARDNER Remy	AUS	74	168	6	13	20	5	-	-	3	-	-	3	0	-	13	-	3	4	-	10	
14 NAGASHIMA Tetsuta	JPN	70	172	4	-	4	4	9	5	2	6	11	4	7	-	11	-	-	1	-	6	
15 LOWES Sam	GBR	60	182	10	10	-	9	-	-	7	7	-	5	-	0	-	11	11	-	-	0	
16 VIERGE Xavi	SPA	59	183	1	6	-	-	10	11	4	8	-	-	0	-	6	8	6	-	-	-	
17 LOCATELLI Andrea	ITA	46	196	13	3	5	6	2	-	0	4	10	1	2	5	1	3	0	3	1	0	
18 BULEGA Nicolo	ITA	44	198	2	-	-	-	7	6	-	3	-	0	9	3	0	-	4	8	-	4	
19 PASINI Mattia	ITA	27	215	17	-	-	13	-	-	5	-	-	-	-	6	3	-	-	-	-	-	
20 MANZI Stefano	ITA	26	216	1	0	-	-	0	1	-	-	9	0	0	0	0	1	2	-	6	7	
21 CHANTRA Somkiat	THA	23	219	3	-	6	0	0	-	-	0	-	-	1	4	0	2	0	7	3	-	
22 BEZZECCHI Marco	ITA	17	225	6	0	0	-	0	0	0	0	6	0	4	0	0	-	1	6	-	-	
23 AEGERTER Dominique	SWI	14	228	3	0	0	2	3	-	0	0	7	0	0	0	0	0	0	0	2	0	
24 CORSI Simone	ITA	10	232	4	0	-	8	-	-	-	2	-	0	-	-	-	0	0	-	-	-	
25 BENDSNEYDER Bo	NED	7	235	3	0	2	3	0	-	0	0	-	0	0	1	0	0	0	0	0	1	

These data/results cannot be reproduced, stored and/or transmitted in whole or in part by any manner of electronic, mechanical, photocopying, recording, broadcasting or otherwise now known or herein after developed without the previous express consent by the copyright owner, except for reproduction in daily press and regular printed publications on sale to the public within 60 days of the event related to those data/results and always provided that copyright symbol appears together as follows below.
© DORNA, 2019

Official MotoGP Timing by **TISSOT**
www.motogp.com





Results and timing service provided by **TISSOT**

Moto2™

PRAMAC GENERAC AUSTRALIAN MOTORCYCLE GP

World Championship Classification

30

Rider	Points	Leader	Previous	QAT	ARG	AME	SPA	FRA	ITA	CAT	NED	GER	CZE	AUT	GBR	RSM	ARA	THA	JPN	AUS	MAL	VAL
26 RAFFIN Jesko	SWI	6	236	1	2	1	0	-	-	-	-	-	-	-	-	-	0	0	0	3		
27 DIXON Jake	GBR	4	238	2	-	0	-	0	-	-	4	-	0	0	0	0	0	0	0	0		
28 ROBERTS Joe	USA	4	238	0	0	0	0	2	-	0	2	0	-	0	0	0	0	-	0	0		
29 TULOVIC Lukas	GER	3	239	1	0	0	0	0	0	0	3	0	-	0	0	0	0	-	-	0		
30 PAWI Khairul Idham	MAL	3	239	0	0	3	0	-	-	-	-	-	-	-	-	-	-	-	-	-		
31 ODENDAAL Steven	RSA	0	242	3	-	-	0	-	0	0	0	0	0	0	0	-	-	-	-	-		
32 FOLGER Jonas	GER	0	242	0	-	-	-	-	-	0	0	0	0	0	-	-	-	-	-	-		
33 OETTL Philipp	GER	0	242	0	0	0	0	0	0	-	-	-	0	0	0	0	0	0	0	0		
34 CARDELUS Xavi	AND	0	242	0	0	0	0	-	0	0	0	0	0	0	0	0	0	-	0	0		
35 EKKY PRATAMA Dimas	INA	0	242	0	0	0	-	-	0	0	-	-	-	-	-	-	-	0	0	0		
36 RUIU Gabriele	ITA	0	242	0	-	-	0	-	-	-	-	-	-	-	-	-	0	-	-	-		
37 NORRODIN Adam	MAL	0	242	0	-	-	-	-	-	-	-	-	-	-	-	-	-	0	0	0		
38 IZDIHAR Andi Farid	INA	0	242	0	-	-	-	-	-	-	-	-	-	-	-	0	-	-	-	-		
39 NAGOE Teppei	JPN	0	242	0	-	-	-	-	-	-	-	-	-	0	0	-	-	-	-	-		
40 SALIM Gerry	INA	0	242	0	-	-	-	-	-	-	-	-	-	-	-	-	0	-	-	-		

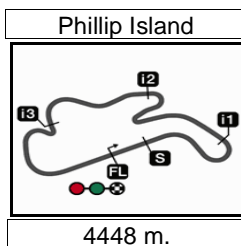
Constructor	Points	Leader	Previous	QAT	ARG	AME	SPA	FRA	ITA	CAT	NED	GER	CZE	AUT	GBR	RSM	ARA	THA	JPN	AUS	MAL	VAL
1 KALEX	402			25	25	25	25	25	25	25	25	25	25	20	25	25	16	25	25	16		
2 SPEED UP	232	170	170	5	8	16	20	20	9	16	5	13	20	16	20	20	20	-	11	13		
3 KTM	231	171	1	4	13	1	11	13	1	5	20	20	6	25	16	10	25	20	16	25		
4 MV AGUSTA	31	371	200	-	-	2	3	1	-	-	9	-	-	-	-	1	2	-	6	7		
5 NTS	11	391	20	2	2	3	-	-	-	-	-	-	-	1	-	-	-	-	-	3		

These data/results cannot be reproduced, stored and/or transmitted in whole or in part by any manner of electronic, mechanical, photocopying, recording, broadcasting or otherwise now known or herein after developed without the previous express consent by the copyright owner, except for reproduction in daily press and regular printed publications on sale to the public within 60 days of the event related to those data/results and always provided that copyright symbol appears together as follows below.

© DORNA, 2019

Official MotoGP Timing by **TISSOT**
www.motogp.com





Results and timing service provided by **TISSOT**

Moto2™

PRAMAC GENERAC AUSTRALIAN MOTORCYCLE GP

World Championship Classification

30

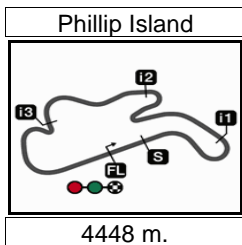
Team	Points	Leader	Previous	QAT	ARG	AME	SPA	FRA	ITA	CAT	NED	GER	CZE	AUT	GBR	RSM	ARA	THA	JPN	AUS	MAL	VAL
1 FLEXBOX HP 40	367			36	25	13	41	16	24	13	25	19	13	24	34	31	8	13	21	11		
2 DYNAVOLT INTACT GP	344	23	23	36	11	45	14	18	24	29	21	27	10	17	10	13	10	11	27	21		
3 EG 0,0 MARC VDS	301	66	43	15	16	11	10	36	29	33	-	25	25	20	6	24	22	11	10	8		
4 BETA TOOLS SPEED UP	300	67	1	5	8	16	24	24	15	16	5	21	33	18	30	29	25	-	16	15		
5 RED BULL KTM AJO	292	75	8	5	10	1	11	13	1	6	20	27	3	34	20	14	32	30	20	45		
6 SKY RACING TEAM VR46	220	147	72	8	9	10	15	9	20	13	16	6	20	3	7	5	17	33	25	4		
7 ONEXO TKKR SAG TEAM	144	223	76	13	24	9	9	5	5	6	11	7	7	-	24	-	3	5	-	16		
8 ITALTRANS RACING TEAM	141	226	3	10	12	13	7	9	10	15	10	3	18	5	1	10	-	8	10	-		
9 MONDAY.COM AMERICAN RACING	84	283	57	-	13	-	6	9	-	-	3	-	6	8	5	-	9	16	-	9		
10 FEDERAL OIL GRESINI MOTO2	60	307	24	10	-	9	-	-	7	7	-	5	-	-	-	11	11	-	-	-		
11 MV AGUSTA TEMPORARY FORWARD	40	327	20	-	-	2	3	1	-	-	16	-	-	-	-	1	2	-	8	7		
12 IDEMITSU HONDA TEAM ASIA	23	344	17	-	6	-	-	-	-	-	-	-	1	4	-	2	-	7	3	-		
13 TASCARACING SCUDERIA MOTO2	19	348	4	-	-	8	-	-	-	2	-	-	-	6	3	-	-	-	-	-		
14 RED BULL KTM TECH 3	17	350	2	-	-	-	-	-	-	-	6	-	4	-	-	-	1	6	-	-		
15 NTS RW RACING GP	13	354	4	2	3	3	-	-	-	-	-	-	-	1	-	-	-	-	-	4		
16 PETRONAS SPRINTA RACING	8	359	5	-	3	-	-	-	5	-	-	-	-	-	-	-	-	-	-	-		
17 GAVIOTA ANGEL NIETO TEAM	4	363	4	-	-	-	-	-	-	-	4	-	-	-	-	-	-	-	-	-		
18 KIEFER RACING	3	364	1	-	-	-	-	-	-	-	3	-	-	-	-	-	-	-	-	-		

These data/results cannot be reproduced, stored and/or transmitted in whole or in part by any manner of electronic, mechanical, photocopying, recording, broadcasting or otherwise now known or herein after developed without the previous express consent by the copyright owner, except for reproduction in daily press and regular printed publications on sale to the public within 60 days of the event related to those data/results and always provided that copyright symbol appears together as follows below.
© DORNA, 2019

Official MotoGP Timing by **TISSOT**
www.motogp.com

Phillip Island, Sunday, October 27, 2019





Results and timing service provided by **TISSOT**

Moto2™

PRAMAC GENERAC AUSTRALIAN MOTORCYCLE GP

**Race
Lap Chart**

31

Pos	1	2	3	4	5	6	7	8	9	10	11	12	13	14	15	16	17	18	19	20	21	22	23	24	25	26	27	28	29	30	31	32
Grid	9	41	10	21	88	73	2	72	27	12	11	62	87	97	45	40	33	7	64	23	16	5	77	96	65	54	35	18	47	3	20	22

1	41	88	9	73	12	97	2	87	62	7	40	11	45	96	23	27	5	16	33	35	77	64	22	18	54	3	20	65	47	21	
2	41	88	9	12	73	97	87	62	2	7	40	11	45	27	23	33	96	5	16	35	77	64	18	21	54	3	47	65	20	22	
3	41	88	9	12	73	97	87	62	2	7	40	11	27	45	23	33	96	5	35	16	77	64	21	18	54	3	47	65	20	22	
4	41	88	9	12	87	62	73	7	2	40	11	45	23	27	33	35	16	77	96	64	5	21	18	47	3	20	65	22			
5	41	88	9	12	87	73	62	7	2	11	45	40	23	27	33	35	16	96	77	64	5	21	18	47	20	3	65	22			
6	41	88	9	12	87	73	62	7	2	11	45	23	27	40	33	35	16	77	96	21	5	64	18	20	47	3	65	22			
7	41	88	9	12	87	7	73	62	2	45	11	23	27	40	33	16	21	35	77	5	96	64	18	22	20	65	3	47			
8	41	88	9	12	87	73	7	62	45	2	11	23	27	40	33	21	16	77	35	5	96	64	22	65	18	47	20	3			
9	41	88	9	12	87	7	73	62	45	23	11	2	27	40	21	33	16	35	77	5	64	96	22	65	47	18	20	3			
10	41	88	12	9	87	7	62	45	73	11	27	23	2	40	21	33	16	35	77	5	64	96	22	65	47	18	20	3			
L	11	41	88	12	9	87	7	62	45	73	27	11	23	2	40	21	33	16	5	35	64	77	96	22	65	47	18	20	3		
a	12	41	88	12	9	87	7	62	27	73	45	11	23	2	40	21	33	16	5	35	64	77	96	22	65	47	18	20	3		
P	13	41	88	12	9	87	7	62	73	45	27	23	11	2	40	21	16	33	5	64	77	35	96	22	65	47	18	20	3		
S	14	41	88	12	9	7	87	62	27	45	73	23	11	2	21	40	16	33	64	5	77	35	96	22	65	47	18	20	3		
	15	41	88	12	9	7	62	87	27	45	73	23	11	2	21	40	16	33	64	5	96	22	65	47	18	20	3	77			
	16	41	88	12	9	7	62	27	87	45	73	23	11	2	21	40	16	33	64	5	96	22	65	47	18	20	3	77			
	17	41	88	12	9	7	27	87	62	45	73	23	11	2	21	40	16	33	64	5	96	22	65	47	18	20	3	77			
	18	41	88	12	9	27	7	87	62	73	45	23	11	2	21	40	33	16	64	5	96	22	65	47	18	3	20	77			
	19	41	88	12	9	27	7	87	62	45	73	23	11	2	21	40	16	64	33	5	96	22	65	47	3	18	20	77			
	20	41	88	12	9	27	7	87	62	73	45	23	11	2	21	16	40	64	33	5	96	22	65	47	3	18	20	77			
	21	41	88	12	9	27	7	87	62	73	45	23	11	2	21	16	64	33	40	5	96	22	65	47	3	18	20	77			
	22	41	88	12	9	27	7	87	62	73	45	23	11	2	21	16	64	33	40	5	96	22	65	47	3	18	20	77			
	23	41	88	12	9	7	27	87	62	73	45	11	23	2	21	64	16	40	33	5	22	96	65	47	3	18	20	77			
	24	41	88	12	9	7	87	27	73	45	62	11	23	2	21	64	16	33	5	40	22	96	65	47	3	18	20	77			
	25	41	88	12	9	7	87	27	73	62	45	23	11	2	21	64	16	33	5	40	22	96	65	47	3	18	20				

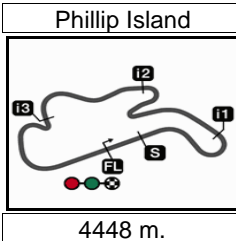
○ Winner □ Lapped rider

These data/results cannot be reproduced, stored and/or transmitted in whole or in part by any manner of electronic, mechanical, photocopying, recording, broadcasting or otherwise now known or herein after developed without the previous express consent by the copyright owner, except for reproduction in daily press and regular printed publications on sale to the public within 60 days of the event related to those data/results and always provided that copyright symbol appears together as follows below.

Official MotoGP Timing by **TISSOT**
www.motogp.com

Phillip Island, Sunday, October 27, 2019






PRAMAC GENERAC AUSTRALIAN MOTORCYCLE GP

Race

Fastest Lap of Each Rider

32

	Rider	Nation	Team	Motorcycle	Time	Lap Total	Gap
1	12 Thomas LUTHI	SWI	Dynavolt Intact GP	KALEX	1'32.609	4 25	
2	9 Jorge NAVARRO	SPA	Beta Tools Speed Up	SPEED UP	1'32.675	3 25	0.066 0.066
3	41 Brad BINDER	RSA	Red Bull KTM Ajo	KTM	1'32.757	4 25	0.148 0.082
4	88 Jorge MARTIN	SPA	Red Bull KTM Ajo	KTM	1'32.761	3 25	0.152 0.004
5	27 Iker LECUONA	SPA	monday.com American Racing	KTM	1'32.821	3 25	0.212 0.060
6	87 Remy GARDNER	AUS	ONEXOX TKKR SAG Team	KALEX	1'32.853	3 25	0.244 0.032
7	45 Tetsuta NAGASHIMA	JPN	ONEXOX TKKR SAG Team	KALEX	1'32.874	15 25	0.265 0.021
8	73 Alex MARQUEZ	SPA	EG 0,0 Marc VDS	KALEX	1'32.940	15 25	0.331 0.066
9	62 Stefano MANZI	ITA	MV Agusta Temporary Forward	MV AGUSTA	1'33.005	3 25	0.396 0.065
10	7 Lorenzo BALDASSARRI	ITA	FLEXBOX HP 40	KALEX	1'33.006	4 25	0.397 0.001
11	23 Marcel SCHROTTER	GER	Dynavolt Intact GP	KALEX	1'33.052	3 25	0.443 0.046
12	11 Nicolo BULEGA	ITA	SKY Racing Team VR46	KALEX	1'33.115	10 25	0.506 0.063
13	2 Jesko RAFFIN	SWI	NTS RW Racing GP	NTS	1'33.176	5 25	0.567 0.061
14	97 Xavi VIERGE	SPA	EG 0,0 Marc VDS	KALEX	1'33.184	3 3	0.575 0.008
15	21 Fabio DI GIANNANTONIO	ITA	Beta Tools Speed Up	SPEED UP	1'33.253	4 25	0.644 0.069
16	40 Augusto FERNANDEZ	SPA	FLEXBOX HP 40	KALEX	1'33.298	3 25	0.689 0.045
17	64 Bo BENDSNEYDER	NED	NTS RW Racing GP	NTS	1'33.489	18 25	0.880 0.191
18	22 Sam LOWES	GBR	Federal Oil Gresini Moto2	KALEX	1'33.517	4 25	0.908 0.028
19	33 Enea BASTIANINI	ITA	Italtrans Racing Team	KALEX	1'33.685	3 25	1.076 0.168
20	16 Joe ROBERTS	USA	monday.com American Racing	KTM	1'33.707	12 25	1.098 0.022
21	35 Somkiat CHANTRA	THA	IDEMITSU Honda Team Asia	KALEX	1'33.742	4 14	1.133 0.035
22	5 Andrea LOCATELLI	ITA	Italtrans Racing Team	KALEX	1'33.798	19 25	1.189 0.056
23	96 Jake DIXON	GBR	Gaviota Angel Nieto Team	KTM	1'33.854	5 25	1.245 0.056
24	77 Dominique AEGERTER	SWI	MV Agusta Temporary Forward	MV AGUSTA	1'34.011	12 24	1.402 0.157
25	3 Lukas TULOVIC	GER	Kiefer Racing	KTM	1'34.417	16 25	1.808 0.406
26	47 Adam NORRODIN	MAL	Petronas Sprinta Racing	KALEX	1'34.814	9 25	2.205 0.397
27	65 Philipp OETTL	GER	Red Bull KTM Tech 3	KTM	1'34.892	10 25	2.283 0.078
28	20 Dimas EKKY PRATAMA	INA	IDEMITSU Honda Team Asia	KALEX	1'35.018	3 25	2.409 0.126
29	54 Mattia PASINI	ITA	Tasca Racing Scuderia Moto2	KALEX	1'35.368	2 3	2.759 0.350
30	18 Xavi CARDELUS	AND	Gaviota Angel Nieto Team	KTM	1'35.525	2 25	2.916 0.157

These data/results cannot be reproduced, stored and/or transmitted in whole or in part by any manner of electronic, mechanical, photocopying, recording, broadcasting or otherwise now known or herein after developed without the previous express consent by the copyright owner, except for reproduction in daily press and regular printed publications on sale to the public within 60 days of the event related to those data/results and always provided that copyright symbol appears together as follows below.

© DORNA, 2019

Official MotoGP Timing by TISSOT
www.motogp.com

Phillip Island, Sunday, October 27, 2019





PRAMAC GENERAC AUSTRALIAN MOTORCYCLE GP

After the Race

Event Best Maximum Speed

33



Rider	Nation Team	Motorcycle	Km/h	
62 Stefano MANZI	ITA MV Agusta Temporary Forward	MV AGUSTA	301.8	Warm Up
11 Nicolo BULEGA	ITA SKY Racing Team VR46	KALEX	301.0	Warm Up
73 Alex MARQUEZ	SPA EG 0,0 Marc VDS	KALEX	301.0	Race
45 Tetsuta NAGASHIMA	JPN ONEXOX TKKR SAG Team	KALEX	299.3	Warm Up
9 Jorge NAVARRO	SPA Beta Tools Speed Up	SPEED UP	299.3	Warm Up
23 Marcel SCHROTTER	GER Dynavolt Intact GP	KALEX	299.3	Race
27 Iker LECUONA	SPA monday.com American Racing	KTM	299.3	Warm Up
72 Marco BEZZECCHI	ITA Red Bull KTM Tech 3	KTM	298.5	Warm Up
64 Bo BENDSNEYDER	NED NTS RW Racing GP	NTS	298.5	Race
12 Thomas LUTHI	SWI Dynavolt Intact GP	KALEX	297.6	Race
16 Joe ROBERTS	USA monday.com American Racing	KTM	297.6	Warm Up
35 Somkiat CHANTRA	THA IDEMITSU Honda Team Asia	KALEX	297.6	Race
10 Luca MARINI	ITA SKY Racing Team VR46	KALEX	297.6	Free Practice Nr. 3
41 Brad BINDER	RSA Red Bull KTM Ajo	KTM	297.6	Warm Up
5 Andrea LOCATELLI	ITA Italtrans Racing Team	KALEX	297.6	Race
54 Mattia PASINI	ITA Tasca Racing Scuderia Moto2	KALEX	297.6	Free Practice Nr. 2
65 Philipp OETTL	GER Red Bull KTM Tech 3	KTM	297.6	Race
87 Remy GARDNER	AUS ONEXOX TKKR SAG Team	KALEX	297.6	Race
47 Adam NORRODIN	MAL Petronas Sprinta Racing	KALEX	297.6	Race
77 Dominique AEGERTER	SWI MV Agusta Temporary Forward	MV AGUSTA	296.8	Race
97 Xavi VIERGE	SPA EG 0,0 Marc VDS	KALEX	296.8	Qualifying Nr. 1
7 Lorenzo BALDASSARRI	ITA FLEXBOX HP 40	KALEX	296.8	Race
40 Augusto FERNANDEZ	SPA FLEXBOX HP 40	KALEX	296.8	Warm Up
18 Xavi CARDELUS	AND Gaviota Angel Nieto Team	KTM	296.0	Warm Up
22 Sam LOWES	GBR Federal Oil Gresini Moto2	KALEX	296.0	Race
3 Lukas TULOVIC	GER Kiefer Racing	KTM	295.2	Warm Up
96 Jake DIXON	GBR Gaviota Angel Nieto Team	KTM	295.2	Race
21 Fabio DI GIANNANTONIO	ITA Beta Tools Speed Up	SPEED UP	295.2	Free Practice Nr. 3
33 Enea BASTIANINI	ITA Italtrans Racing Team	KALEX	294.4	Race
88 Jorge MARTIN	SPA Red Bull KTM Ajo	KTM	293.6	Free Practice Nr. 2
20 Dimas EKKY PRATAMA	INA IDEMITSU Honda Team Asia	KALEX	292.8	Race
2 Jesko RAFFIN	SWI NTS RW Racing GP	NTS	290.5	Race

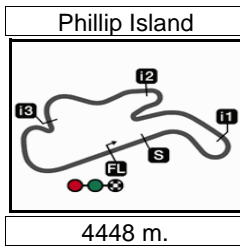
These data/results cannot be reproduced, stored and/or transmitted in whole or in part by any manner of electronic, mechanical, photocopying, recording, broadcasting or otherwise now known or herein after developed without the previous express consent by the copyright owner, except for reproduction in daily press and regular printed publications on sale to the public within 60 days of the event related to those data/results and always provided that copyright symbol appears together as follows below.

© DORNA, 2019

Official MotoGP Timing by TISSOT
www.motogp.com

Phillip Island, Sunday, October 27, 2019





Results and timing service provided by TISSOT

Moto2™

PRAMAC GENERAC AUSTRALIAN MOTORCYCLE GP

Race

Chronological Analysis of Performances

34

* Lap / Sector time cancelled **T1** Time from finish line to 1st intermediate **T3** Time from 2nd intermed. to 3rd intermed.
P Crossing the finish line in pit lane **T2** Time from 1st intermed. to 2nd intermed. **T4** Time from 3rd intermediate to finish line

Lap	Lap Time	T1	T2	T3	T4	Speed	Lap	Lap Time	T1	T2	T3	T4	Speed
1st 41 Brad BINDER Red Bull KTM Ajo RSA							3rd 12 Thomas LUTHI Dynavolt Intact GP SWI						
Runs=1 Total laps=25 Full laps=24							Runs=1 Total laps=25 Full laps=24						
1	1'38.852	28.312	26.958	17.765	25.817	214.5	1	1'40.444	29.276	27.386	17.890	25.892	219.7
2	1'32.886	22.292	26.937	17.762	25.895	282.9	2	1'32.811	22.103	26.958	17.717	26.033	296.0
3	1'32.778	22.234	26.917	17.762	25.865	285.1	3	1'32.904	22.132	27.040	17.791	25.941	292.8
4	1'32.757	22.255	26.876	17.728	25.898	284.4	4	1'32.609	22.039	26.990	17.660	25.920	293.6
5	1'33.078	22.297	27.159	17.777	25.845	285.1	5	1'32.815	21.992	27.058	17.780	25.985	293.6
6	1'32.883	22.211	26.903	17.815	25.954	282.9	6	1'33.218	22.190	27.157	17.842	26.029	296.0
7	1'32.932	22.246	26.897	17.771	26.018	282.9	7	1'32.833	22.099	27.059	17.779	25.896	292.8
8	1'33.074	22.329	26.913	17.795	26.037	283.6	8	1'33.083	22.202	27.081	17.816	25.984	297.6
9	1'32.914	22.338	27.030	17.714	25.832	284.4	9	1'33.077	22.128	27.195	17.856	25.898	296.0
10	1'32.831	22.210	26.870	17.800	25.951	285.1	10	1'32.905	21.994	27.032	17.863	26.016	294.4
11	1'33.225	22.379	26.919	17.849	26.078	284.4	11	1'33.050	21.997	26.997	17.873	26.183	292.0
12	1'32.984	22.251	26.894	17.925	25.914	283.6	12	1'33.087	22.018	27.078	17.879	26.112	294.4
13	1'32.956	22.286	27.016	17.757	25.897	283.6	13	1'33.130	22.082	27.111	17.865	26.072	292.8
14	1'33.021	22.320	27.007	17.776	25.918	283.6	14	1'33.177	22.176	27.081	17.813	26.107	292.8
15	1'32.993	22.259	26.866	17.732	26.136	285.1	15	1'33.123	22.099	27.072	17.910	26.042	292.8
16	1'33.091	22.416	26.927	17.861	25.887	283.6	16	1'33.375	22.202	27.100	17.910	26.163	292.8
17	1'32.829	22.280	26.864	17.732	25.953	285.1	17	1'33.316	22.200	27.137	17.828	26.151	292.8
18	1'33.297	22.486	27.160	17.792	25.859	284.4	18	1'33.246	22.122	27.053	17.914	26.157	291.2
19	1'33.076	22.472	26.848	17.819	25.937	285.9	19	1'33.566	22.282	27.187	17.942	26.155	293.6
20	1'33.421	22.293	27.045	17.837	26.246	285.1	20	1'33.619	22.266	27.236	17.944	26.173	292.0
21	1'33.144	22.258	27.066	17.778	26.042	285.1	21	1'33.574	22.259	27.250	17.913	26.152	292.0
22	1'32.854	22.296	26.899	17.695	25.964	284.4	22	1'33.740	22.277	27.404	17.934	26.125	292.0
23	1'33.075	22.315	26.992	17.768	26.000	285.1	23	1'33.711	22.202	27.327	17.972	26.210	292.0
24	1'34.485	22.394	27.235	18.660	26.196	285.1	24	1'34.619	22.430	27.524	18.313	26.352	291.2
25	1'33.841	22.544	27.121	17.922	26.254	285.1	25	1'34.266	22.318	27.336	18.098	26.514	292.0
2nd 88 Jorge MARTIN Red Bull KTM Ajo SPA							4th 9 Jorge NAVARRO Beta Tools Speed Up SPA						
Runs=1 Total laps=25 Full laps=24							Runs=1 Total laps=25 Full laps=24						
1	1'39.117	28.677	26.948	17.741	25.751	215.4	1	1'39.473	28.540	27.240	17.748	25.945	210.8
2	1'32.802	22.315	27.020	17.679	25.788	289.7	2	1'32.955	22.312	27.110	17.700	25.833	292.0
3	1'32.761	22.217	26.895	17.746	25.903	288.9	3	1'32.675	22.177	26.968	17.713	25.817	292.0
4	1'32.925	22.264	26.937	17.812	25.912	290.5	4	1'33.145	22.216	27.010	17.798	26.121	292.8
5	1'33.039	22.210	27.060	17.828	25.941	288.1	5	1'33.026	22.245	26.986	17.825	25.970	287.4
6	1'32.846	22.228	26.918	17.767	25.933	287.4	6	1'33.131	22.317	27.064	17.791	25.959	291.2
7	1'32.970	22.226	26.969	17.792	25.983	287.4							
8	1'33.057	22.297	26.930	17.837	25.993	288.1							
9	1'33.080	22.330	27.075	17.742	25.933	288.1							
10	1'32.820	22.224	26.892	17.723	25.981	288.1							
11	1'33.136	22.226	26.991	17.858	26.061	286.6							
12	1'33.123	22.245	27.013	17.857	26.008	287.4							
13	1'32.885	22.174	26.959	17.811	25.941	287.4							
14	1'33.000	22.250	26.971	17.830	25.949	288.1							
15	1'32.879	22.194	26.988	17.767	25.930	288.9							
16	1'33.038	22.263	27.035	17.858	25.882	289.7							

Fastest Lap: Thomas LUTHI Dynavolt Intact GP SWI **1'32.609** 22.039 26.990 17.660 25.920

These data/results cannot be reproduced, stored and/or transmitted in whole or in part by any manner of electronic, mechanical, photocopying, recording, broadcasting or otherwise now known or herein after developed without the previous express consent by the copyright owner, except for reproduction in daily press and regular printed publications on sale to the public within 60 days of the event related to those data/results and always provided that copyright symbol appears together as follows below.
 © DORNA, 2019



Race

Moto2

Lap	Lap Time	T1	T2	T3	T4	Speed	Lap	Lap Time	T1	T2	T3	T4	Speed
7	1'33.062	22.323	27.051	17.769	25.919	288.9	7	1'33.322	22.235	27.082	17.802	26.203	289.7
8	1'33.073	22.210	27.039	17.855	25.969	289.7	8	1'33.346	22.272	27.135	17.727	26.212	289.7
9	1'33.204	22.174	27.140	17.857	26.033	290.5	9	1'33.451	22.233	27.158	17.948	26.112	289.7
10	1'33.167	22.255	27.077	17.840	25.995	288.9	10	1'33.482	22.213	27.151	17.916	26.202	288.9
11	1'33.120	22.215	27.013	17.847	26.045	292.8	11	1'33.452	22.217	27.136	17.857	26.242	289.7
12	1'33.133	22.199	27.057	17.868	26.009	292.0	12	1'33.458	22.235	27.129	17.865	26.229	288.9
13	1'33.350	22.218	27.168	17.881	26.083	291.2	13	1'33.677	22.339	27.158	17.894	26.286	288.1
14	1'33.885	22.253	27.086	17.841	26.705	291.2	14	1'33.823	22.417	27.359	17.929	26.118	288.1
15	1'33.256	22.239	27.152	17.840	26.025	288.9	15	1'33.767	22.342	27.530	17.803	26.092	296.0
16	1'33.594	22.244	27.310	17.893	26.147	288.9	16	1'33.271	22.406	27.268	17.648	25.949	292.8
17	1'33.647	22.295	27.239	17.999	26.114	289.7	17	1'33.503	22.323	27.291	17.832	26.057	296.8
18	1'33.371	22.196	27.120	17.913	26.142	288.1	18	1'33.332	22.186	27.266	17.776	26.104	292.0
19	1'33.799	22.380	27.211	18.005	26.203	289.7	19	1'33.305	22.191	27.287	17.778	26.049	294.4
20	1'33.577	22.254	27.219	17.951	26.153	288.1	20	1'33.257	22.225	27.230	17.733	26.069	292.8
21	1'33.537	22.275	27.186	17.926	26.150	288.1	21	1'33.073	22.092	27.155	17.717	26.109	294.4
22	1'33.632	22.244	27.252	17.951	26.185	288.9	22	1'33.366	22.159	27.437	17.749	26.021	295.2
23	1'33.883	22.301	27.332	17.977	26.273	288.1	23	1'33.509	22.212	27.333	17.863	26.101	295.2
24	1'34.407	22.394	27.590	18.194	26.229	288.1	24	1'33.287	22.279	27.142	17.812	26.054	297.6
25	1'34.326	22.368	27.338	18.088	26.532	288.9	25	1'33.307	22.306	27.308	17.722	25.971	296.8

5th	7	Lorenzo BALDA	FLEXBOX HP 40	ITA	Runs=1	Total laps=25	Full laps=24
1	1'41.683	29.829	27.916	17.884	26.054	223.4	
2	1'33.256	22.289	27.115	17.885	25.967	295.2	
3	1'33.179	22.224	27.219	17.796	25.940	294.4	
4	1'33.006	22.170	27.116	17.804	25.916	296.0	
5	1'33.205	22.230	27.169	17.790	26.016	292.8	
6	1'33.456	22.201	27.278	17.876	26.101	296.8	
7	1'33.353	22.184	27.222	17.862	26.085	292.0	
8	1'33.655	22.333	27.415	17.838	26.069	291.2	
9	1'33.401	22.276	27.225	17.902	25.998	292.8	
10	1'33.336	22.178	27.159	17.912	26.087	289.7	
11	1'33.177	22.234	27.118	17.803	26.022	290.5	
12	1'33.190	22.242	27.126	17.784	26.038	289.7	
13	1'33.589	22.305	27.180	17.881	26.223	290.5	
14	1'33.385	22.209	27.185	17.903	26.088	292.0	
15	1'33.359	22.258	27.071	17.983	26.047	289.7	
16	1'33.538	22.283	27.249	17.905	26.101	288.1	
17	1'33.314	22.233	27.151	17.888	26.042	288.1	
18	1'33.649	22.336	27.326	17.837	26.150	288.1	
19	1'33.286	22.300	27.151	17.844	25.991	293.6	
20	1'33.326	22.285	27.234	17.817	25.990	292.8	
21	1'33.254	22.192	27.127	17.812	26.123	292.8	
22	1'33.282	22.201	27.235	17.830	26.016	292.0	
23	1'33.357	22.185	27.206	17.967	25.999	293.6	
24	1'33.573	22.350	27.185	17.980	26.058	290.5	
25	1'33.274	22.268	27.068	17.907	26.031	290.5	

7th	27	Iker LECUONA	monday.com America	SPA	Runs=1	Total laps=25	Full laps=24
1	1'43.041	29.064	29.630	18.049	26.298	216.2	
2	1'32.955	22.251	27.089	17.695	25.920	296.8	
3	1'32.821	22.080	27.157	17.694	25.890	296.8	
4	1'34.977	22.321	28.824	17.764	26.068	297.6	
5	1'32.932	22.220	26.952	17.725	26.035	294.4	
6	1'33.707	22.186	27.265	17.651	26.605	297.6	
7	1'33.310	22.321	27.085	17.804	26.100	292.8	
8	1'33.168	22.232	27.061	17.797	26.078	293.6	
9	1'33.277	22.336	27.028	17.864	26.049	295.2	
10	1'32.844	22.175	26.985	17.748	25.936	296.0	
11	1'32.935	22.159	26.989	17.834	25.953	298.5	
12	1'33.104	22.184	27.079	17.789	26.052	296.0	
13	1'33.970	23.283	27.070	17.698	25.919	292.8	
14	1'32.971	22.178	26.971	17.769	26.053	294.4	
15	1'33.079	22.235	27.042	17.861	25.941	293.6	
16	1'32.997	22.241	27.148	17.732	25.876	297.6	
17	1'33.117	22.327	27.077	17.773	25.940	296.0	
18	1'33.347	22.358	27.024	17.862	26.103	294.4	
19	1'33.322	22.355	26.925	17.991	26.051	290.5	
20	1'33.253	22.315	26.925	17.924	26.089	289.7	
21	1'33.169	22.312	26.951	17.874	26.032	289.7	
22	1'33.475	22.433	27.108	17.881	26.053	290.5	
23	1'33.696	22.455	27.229	18.004	26.008	290.5	
24	1'33.608	22.222	27.288	18.035	26.063	295.2	
25	1'33.657	22.261	27.367	17.789	26.240	296.8	

6th	87	Remy GARDNER	ONEXO TKKR SAG	AUS	Runs=1	Total laps=25	Full laps=24
1	1'41.128	29.535	27.845	17.802	25.946	214.5	
2	1'33.170	22.114	27.263	17.652	26.141	297.6	
3	1'32.853	22.146	27.119	17.659	25.929	295.2	
4	1'33.424	22.318	27.182	17.825	26.099	296.0	
5	1'33.323	22.179	27.120	17.912	26.112	290.5	
6	1'33.346	22.270	27.152	17.805	26.119	290.5	

8th	73	Alex MARQUEZ	EG 0,0 Marc VDS	SPA	Runs=1	Total laps=25	Full laps=24
1	1'40.391	28.951	27.592	17.883	25.965	216.7	
2	1'33.328	22.327	27.164	17.858	25.979	291.2	
3	1'33.201	22.243	27.141	17.768	26.049	293.6	
4	1'33.871	22.433	27.604	17.773	26.061	292.8	
5	1'33.330	22.192	27.190	17.873	26.075	296.0	
6	1'33.558	22.203	27.263	17.860	26.232	292.0	

Fastest Lap: Thomas LUTHI Dynavolt Intact GP SWI 1'32.609 22.039 26.990 17.660 25.920

These data/results cannot be reproduced, stored and/or transmitted in whole or in part by any manner of electronic, mechanical, photocopying, recording, broadcasting or otherwise now known or herein after developed without the previous express consent by the copyright owner, except for reproduction in daily press and regular printed publications on sale to the public within 60 days of the event related to those data/results and always provided that copyright symbol appears together as follows below.
© DORNA, 2019

Race

Moto2

Lap	Lap Time	T1	T2	T3	T4	Speed	Lap	Lap Time	T1	T2	T3	T4	Speed
7	1'33.575	22.231	27.218	17.871	26.255	292.8	7	1'33.280	22.121	27.149	17.890	26.120	296.8
8	1'33.505	22.141	27.410	17.820	26.134	299.3	8	1'33.284	22.016	27.127	17.815	26.326	292.8
9	1'33.732	22.259	27.201	18.143	26.129	296.0	9	1'32.910	22.007	27.134	17.777	25.992	290.5
10	1'33.985	22.367	27.666	17.836	26.116	293.6	10	1'33.597	22.223	27.415	17.771	26.188	296.8
11	1'33.319	22.250	27.192	17.769	26.108	297.6	11	1'33.446	22.030	27.417	17.765	26.234	291.2
12	1'33.392	22.148	27.221	17.803	26.220	295.2	12	1'33.761	22.265	27.440	17.825	26.231	288.1
13	1'33.776	22.151	27.343	17.899	26.383	299.3	13	1'33.499 *	22.079	27.225	17.821	26.374 *	295.2
14	1'33.686	22.427	27.194	17.756	26.309	292.8	14	1'33.577	22.462	27.209	17.722	26.184	290.5
15	1'32.940	22.170	27.050	17.680	26.040	299.3	15	1'32.874	22.061	27.060	17.662	26.091	294.4
16	1'33.663	22.165	27.520	17.757	26.221	300.1	16	1'33.357	22.096	27.411	17.761	26.089	294.4
17	1'33.351	22.114	27.357	17.838	26.042	295.2	17	1'33.747	21.995	27.793	17.834	26.125	294.4
18	1'33.108	22.094	27.250	17.738	26.026	296.0	18	1'33.388	22.356	27.138	17.840	26.054	288.9
19	1'33.493	22.285	27.454	17.744	26.010	296.0	19	1'33.130	21.977	27.314	17.765	26.074	296.8
20	1'32.978	22.020	27.227	17.761	25.970	301.0	20	1'33.400	22.237	27.250	17.791	26.122	294.4
21	1'33.196	22.061	27.273	17.845	26.017	297.6	21	1'33.266	22.096	27.172	17.783	26.215	294.4
22	1'33.394	22.077	27.503	17.876	25.938	296.8	22	1'33.405	21.959	27.517	17.791	26.138	294.4
23	1'33.443	22.240	27.352	17.793	26.058	295.2	23	1'33.346	22.005	27.309	17.870	26.162	294.4
24	1'33.586	22.155	27.387	17.955	26.089	297.6	24	1'34.154	22.030	27.759	18.131	26.234	295.2
25	1'33.531	22.288	27.274	17.898	26.071	294.4	25	1'33.762	22.054	27.543	17.896	26.269	292.8

9th 62 Stefano MANZI MV Agusta Temporar ITA
Runs=1 Total laps=25 Full laps=24

1	1'41.264	29.783	27.894	17.805	25.782	218.4
2	1'33.108	22.160	27.225	17.742	25.981	296.8
3	1'33.005	22.214	27.124	17.684	25.983	296.8
4	1'33.313	22.248	27.203	17.769	26.093	295.2
5	1'33.545	22.383	27.279	17.791	26.092	290.5
6	1'33.525	22.193	27.291	17.838	26.203	293.6
7	1'33.550	22.315	27.245	17.929	26.061	291.2
8	1'33.679	22.298	27.382	17.929	26.070	299.3
9	1'33.590	22.238	27.218	18.019	26.115	295.2
10	1'33.107	22.092	27.132	17.831	26.052	296.8
11	1'33.167	22.226	27.176	17.819	25.946	292.8
12	1'33.350	22.224	27.239	17.902	25.985	293.6
13	1'33.408	22.282	27.283	17.786	26.057	289.7
14	1'33.682	22.384	27.415	17.838	26.045	288.9
15	1'33.278	22.230	27.122	17.935	25.991	292.8
16	1'33.453	22.234	27.282	17.859	26.078	289.7
17	1'33.934	22.519	27.507	17.889	26.019	289.7
18	1'33.303	22.277	27.279	17.778	25.969	292.0
19	1'33.369	22.229	27.272	17.788	26.080	294.4
20	1'33.223	22.295	27.146	17.780	26.002	292.0
21	1'33.162	22.157	27.170	17.779	26.056	295.2
22	1'33.413	22.167	27.410	17.915	25.921	293.6
23	1'33.474	22.138	27.340	18.005	25.991	292.8
24	1'34.848	22.231	27.881	18.606	26.130	294.4
25	1'33.226	22.139	27.228	17.860	25.999	294.4

11th 23 Marcel SCHROTTE Dynavolt Intact GP GER
Runs=1 Total laps=25 Full laps=24

1	1'42.801	30.089	28.486	18.062	26.164	227.1
2	1'33.415	22.307	27.077	17.851	26.180	298.5
3	1'33.052	22.148	27.059	17.803	26.042	296.8
4	1'33.579	22.262	27.503	17.827	25.987	296.8
5	1'33.599	22.354	27.162	17.856	26.227	295.2
6	1'33.304	22.215	27.148	17.858	26.083	294.4
7	1'33.378	22.214	27.066	18.026	26.072	292.8
8	1'33.097	22.119	27.096	17.702	26.180	294.4
9	1'33.447	22.313	27.086	17.807	26.241	296.0
10	1'33.678	22.342	27.197	17.840	26.299	292.0
11	1'33.353	22.236	27.136	17.830	26.151	295.2
12	1'33.257	22.195	27.073	17.907	26.082	294.4
13	1'33.564	22.182	27.440	17.855	26.087	299.3
14	1'33.317	22.184	27.156	17.798	26.179	295.2
15	1'33.147	22.202	27.099	17.818	26.028	296.8
16	1'33.397	22.118	27.331	17.816	26.132	295.2
17	1'33.488	22.197	27.293	17.806	26.192	298.5
18	1'33.242	22.203	27.196	17.814	26.029	296.0
19	1'33.283	22.114	27.362	17.841	25.966	298.5
20	1'33.423	22.124	27.266	17.958	26.075	299.3
21	1'33.430	22.094	27.225	17.900	26.211	296.0
22	1'33.995	22.293	27.390	18.072	26.240	293.6
23	1'34.264	22.463	27.441	18.065	26.295	292.0
24	1'34.476	22.439	27.421	18.286	26.330	292.0
25	1'34.644	22.224	27.507	18.074	26.839	294.4

10th 45 Tetsuta NAGASHIM ONEXO TKKR SAG JPN
Runs=1 Total laps=25 Full laps=23

1	1'42.252	29.949	28.174	17.997	26.132	222.0
2	1'33.506	22.217	27.239	17.750	26.300	297.6
3	1'33.258	22.147	27.181	17.780	26.150	296.8
4	1'33.732	22.217	27.600	17.753	26.162	296.8
5	1'33.422	22.140	27.138	17.841	26.303	292.0
6	1'33.056	22.080	27.227	17.709	26.040	292.0

12th 11 Nicolo BULEGA SKY Racing Team VR ITA
Runs=1 Total laps=25 Full laps=24

1	1'41.994	29.869	28.143	17.897	26.085	218.0
2	1'33.557	22.375	27.217	17.826	26.139	296.8
3	1'33.222	22.198	27.157	17.829	26.038	293.6
4	1'33.404	22.304	27.132	17.877	26.091	296.8
5	1'33.482	22.169	27.384	17.935	25.994	295.2
6	1'33.439	22.136	27.403	17.855	26.045	289.7

Fastest Lap: Thomas LUTHI Dynavolt Intact GP SWI **1'32.609** 22.039 26.990 17.660 25.920

These data/results cannot be reproduced, stored and/or transmitted in whole or in part by any manner of electronic, mechanical, photocopying, recording, broadcasting or otherwise now known or herein after developed without the previous express consent by the copyright owner, except for reproduction in daily press and regular printed publications on sale to the public within 60 days of the event related to those data/results and always provided that copyright symbol appears together as follows below.
© DORNA, 2019

Race

Moto2

Lap	Lap Time	T1	T2	T3	T4	Speed	Lap	Lap Time	T1	T2	T3	T4	Speed
7	1'33.667	22.169	27.393	17.879	26.226	292.0	7	1'33.568	22.352	27.188	17.875	26.153	292.8
8	1'33.343	22.138	27.175	17.762	26.268	295.2	8	1'33.598	22.322	27.222	17.821	26.233	291.2
9	1'33.648	22.147	27.217	17.871	26.413	292.0	9	1'33.736	22.121	27.288	17.824	26.503	288.1
10	1'33.115	22.120	27.155	17.750	26.090	296.0	10	1'34.117	22.699	27.434	17.809	26.175	285.9
11	1'33.518	22.197	27.401	17.817	26.103	295.2	11	1'33.590	22.228	27.319	17.842	26.201	285.9
12	1'33.489	22.171	27.158	17.854	26.306	294.4	12	1'33.695	22.203	27.414	17.914	26.164	285.9
13	1'33.971	22.721	27.288	17.830	26.132	295.2	13	1'33.632	22.300	27.367	17.817	26.148	285.1
14	1'33.411	22.241	27.237	17.803	26.130	296.0	14	1'33.451	22.147	27.176	17.864	26.264	286.6
15	1'33.266	22.139	27.165	17.795	26.167	296.0	15	1'33.609	22.251	27.333	17.811	26.214	284.4
16	1'33.175	22.097	27.231	17.763	26.084	293.6	16	1'33.518	22.161	27.336	17.838	26.183	285.1
17	1'33.440	22.187	27.329	17.792	26.132	296.8	17	1'33.560	22.198	27.286	17.852	26.224	285.1
18	1'33.485	22.215	27.308	17.806	26.156	296.8	18	1'33.603	22.253	27.180	17.900	26.270	285.1
19	1'33.206	22.090	27.153	17.828	26.135	294.4	19	1'33.727	22.210	27.351	17.921	26.245	285.1
20	1'33.447	22.144	27.199	17.895	26.209	296.0	20	1'33.370	22.211	27.155	17.853	26.151	285.1
21	1'33.189	22.163	27.080	17.845	26.101	295.2	21	1'33.676	22.207	27.378	17.854	26.237	285.1
22	1'33.885	22.283	27.453	17.954	26.195	296.8	22	1'33.389	22.163	27.211	17.874	26.141	285.9
23	1'33.807	22.152	27.326	17.962	26.367	297.6	23	1'33.715	22.305	27.383	17.817	26.210	285.1
24	1'34.565	22.478	27.461	18.007	26.619	291.2	24	1'33.724	22.334	27.178	17.911	26.301	285.9
25	1'35.193	22.398	27.495	18.060	27.240	291.2	25	1'33.345	22.199	27.158	17.858	26.130	285.9

13th 2 Jesko RAFFIN NTS RW Racing GP SWI
Runs=1 Total laps=25 Full laps=24

1	1'40.925	29.378	27.910	17.803	25.834	212.0
2	1'33.696	22.148	27.353	17.703	26.492	289.7
3	1'33.382	22.293	27.256	17.832	26.001	290.5
4	1'33.786	22.533	27.249	17.921	26.083	288.9
5	1'33.176	22.169	27.149	17.760	26.098	285.1
6	1'33.785	22.297	27.455	17.876	26.157	287.4
7	1'33.348	22.100	27.342	17.815	26.091	285.1
8	1'33.953	22.199	27.223	17.875	26.656	286.6
9	1'34.136	22.735	27.318	17.939	26.144	287.4
10	1'33.709	22.559	27.193	17.811	26.146	286.6
11	1'33.635	22.351	27.284	17.829	26.171	288.9
12	1'33.683	22.245	27.338	17.905	26.195	287.4
13	1'33.823	22.329	27.397	17.935	26.162	285.9
14	1'33.538	22.162	27.300	17.842	26.234	287.4
15	1'33.924	22.302	27.329	18.038	26.255	287.4
16	1'34.119	22.317	27.498	18.060	26.244	285.1
17	1'33.986	22.303	27.372	18.036	26.275	285.1
18	1'33.737	22.350	27.286	17.993	26.108	284.4
19	1'33.406	22.262	27.173	17.858	26.113	285.1
20	1'34.355	22.554	27.436	18.016	26.349	285.1
21	1'33.893	22.429	27.304	17.964	26.196	282.9
22	1'33.770	22.379	27.281	17.929	26.181	283.6
23	1'33.644	22.318	27.235	17.914	26.177	282.9
24	1'34.384	22.594	27.461	18.042	26.287	282.9
25	1'34.025	22.483	27.419	17.967	26.156	283.6

15th 64 Bo BENDSNEYDER NTS RW Racing GP NED
Runs=1 Total laps=25 Full laps=24

1	1'43.674	30.670	28.630	18.177	26.197	225.7
2	1'34.487	22.838	27.752	17.950	25.947	298.5
3	1'34.181	22.677	27.537	17.881	26.086	296.0
4	1'34.086	22.425	27.502	17.953	26.206	293.6
5	1'34.220	22.484	27.547	17.965	26.224	296.8
6	1'34.477	22.578	27.761	18.039	26.099	291.2
7	1'34.651	22.781	27.584	18.037	26.249	292.8
8	1'34.388	22.578	27.397	18.113	26.300	294.4
9	1'34.295	22.464	27.768	17.896	26.167	296.8
10	1'34.214	22.403	27.508	18.111	26.192	294.4
11	1'34.286	22.654	27.330	18.090	26.212	293.6
12	1'33.842	22.365	27.325	18.075	26.077	290.5
13	1'34.065	22.623	27.232	17.972	26.238	287.4
14	1'33.882	22.443	27.245	18.034	26.160	289.7
15	1'33.671	22.386	27.140	17.957	26.188	285.9
16	1'33.629	22.434	27.178	17.936	26.081	286.6
17	1'33.700	22.434	27.171	17.937	26.158	287.4
18	1'33.489	22.326	27.276	17.898	25.989	288.1
19	1'33.859	22.529	27.236	17.965	26.129	293.6
20	1'34.276	22.451	27.447	18.122	26.256	291.2
21	1'34.179	22.504	27.338	18.113	26.224	295.2
22	1'34.285	22.545	27.438	18.132	26.170	290.5
23	1'33.816	22.443	27.204	17.969	26.200	292.0
24	1'34.442	22.742	27.208	18.137	26.355	284.4
25	1'34.421	22.645	27.307	18.194	26.275	284.4

14th 21 Fabio DI GIANNANT Beta Tools Speed Up ITA
Runs=1 Total laps=25 Full laps=24

1	1'45.979	29.159	32.590	18.078	26.152	208.3
2	1'34.123	22.393	27.558	17.943	26.229	292.0
3	1'33.282	22.145	27.227	17.820	26.090	288.9
4	1'33.253	22.184	27.247	17.762	26.060	290.5
5	1'34.177	22.355	27.782	17.959	26.081	292.0
6	1'34.095	22.526	27.252	17.873	26.444	291.2

16th 16 Joe ROBERTS monday.com America USA
Runs=1 Total laps=25 Full laps=24

1	1'43.248	30.377	28.607	18.073	26.191	229.5
2	1'34.470	22.430	27.602	17.987	26.451	296.8
3	1'34.236	22.655	27.702	17.764	26.115	294.4
4	1'33.890	22.400	27.434	17.940	26.116	297.6
5	1'34.048	22.341	27.340	18.018	26.349	295.2
6	1'34.099	22.516	27.530	17.953	26.100	295.2

Fastest Lap: Thomas LUTHI Dynavolt Intact GP SWI **1'32.609** 22.039 26.990 17.660 25.920

These data/results cannot be reproduced, stored and/or transmitted in whole or in part by any manner of electronic, mechanical, photocopying, recording, broadcasting or otherwise now known or herein after developed without the previous express consent by the copyright owner, except for reproduction in daily press and regular printed publications on sale to the public within 60 days of the event related to those data/results and always provided that copyright symbol appears together as follows below.
© DORNA, 2019

Race

Moto2

Lap	Lap Time	T1	T2	T3	T4	Speed	Lap	Lap Time	T1	T2	T3	T4	Speed
7	1'34.246	22.493	27.345	17.928	26.480	293.6	7	1'34.397	22.708	27.394	17.939	26.356	288.1
8	1'34.117	22.445	27.586	17.946	26.140	290.5	8	1'34.401	22.605	27.503	18.084	26.209	292.8
9	1'33.830	22.262	27.427	17.817	26.324	293.6	9	1'34.539	22.671	27.399	18.043	26.426	290.5
10	1'34.222	22.500	27.527	17.962	26.233	292.8	10	1'34.183	22.444	27.491	18.038	26.210	292.8
11	1'33.984	22.468	27.349	17.967	26.200	292.0	11	1'34.048	22.320	27.326	18.055	26.347	292.8
12	1'33.707	22.232	27.374	17.967	26.134	293.6	12	1'34.099	22.288	27.332	18.070	26.409	287.4
13	1'34.134	22.477	27.344	18.021	26.292	288.9	13	1'34.196	22.423	27.426	18.007	26.340	288.1
14	1'34.060	22.320	27.393	18.086	26.261	289.7	14	1'34.369	22.684	27.403	17.994	26.288	287.4
15	1'34.150	22.323	27.453	18.035	26.339	289.7	15	1'33.893	22.352	27.333	17.961	26.247	288.9
16	1'34.263	22.364	27.528	18.132	26.239	289.7	16	1'34.091	22.395	27.392	18.036	26.268	288.9
17	1'34.257	22.329	27.447	18.095	26.386	290.5	17	1'33.846	22.335	27.256	17.999	26.256	288.9
18	1'34.240	22.582	27.453	17.961	26.244	289.7	18	1'33.888	22.333	27.317	18.034	26.204	288.9
19	1'33.740	22.300	27.260	18.048	26.132	294.4	19	1'33.798	22.377	27.230	17.949	26.242	289.7
20	1'34.213	22.377	27.389	18.130	26.317	289.7	20	1'33.955	22.295	27.334	18.000	26.326	288.9
21	1'34.330	22.430	27.404	18.204	26.292	288.1	21	1'33.991	22.437	27.286	18.022	26.246	288.9
22	1'34.288	22.485	27.405	18.160	26.238	288.1	22	1'34.274	22.418	27.546	18.087	26.223	287.4
23	1'34.356	22.726	27.284	18.120	26.226	289.7	23	1'34.057	22.468	27.467	17.973	26.149	292.8
24	1'35.596	22.864	27.864	18.313	26.555	290.5	24	1'35.857	23.003	27.980	18.332	26.542	294.4
25	1'34.423	22.581	27.375	18.131	26.336	287.4	25	1'34.210	22.374	27.414	18.186	26.236	288.9

17th 33 Enea BASTIANINI Italtrans Racing Team ITA

Runs=1	Total laps=25	Full laps=24				
1	1'43.254	30.206	28.539	18.125	26.384	225.7
2	1'34.126	22.497	27.387	17.985	26.257	292.8
3	1'33.685	22.386	27.239	17.909	26.151	290.5
4	1'33.893	22.378	27.345	17.929	26.241	289.7
5	1'33.841	22.312	27.278	17.964	26.287	290.5
6	1'34.177	22.304	27.467	18.060	26.346	288.1
7	1'34.170	22.484	27.279	17.992	26.415	285.9
8	1'34.240	22.333	27.506	18.002	26.399	288.1
9	1'34.536	22.398	27.411	18.033	26.694	287.4
10	1'34.436	22.450	27.707	17.973	26.306	289.7
11	1'33.809	22.291	27.345	17.935	26.238	292.0
12	1'33.885	22.251	27.317	18.077	26.240	289.7
13	1'34.404	22.438	27.570	17.993	26.403	289.7
14	1'34.128	22.367	27.475	17.975	26.311	292.8
15	1'34.088	22.314	27.405	18.074	26.295	292.0
16	1'34.111	22.268	27.543	18.127	26.173	292.0
17	1'34.257	22.356	27.525	17.985	26.391	292.8
18	1'34.108	22.358	27.384	18.059	26.307	293.6
19	1'34.282	22.776	27.320	17.974	26.212	288.1
20	1'34.163	22.309	27.384	18.111	26.359	292.8
21	1'34.642	22.449	27.592	18.156	26.445	294.4
22	1'34.411	22.448	27.544	18.110	26.309	289.7
23	1'34.192	22.573	27.296	18.017	26.306	290.5
24	1'35.075	22.634	27.694	18.277	26.470	292.8
25	1'34.395	22.519	27.436	18.059	26.381	290.5

19th 40 Augusto FERNAND FLEXBOX HP 40 SPA

Runs=1	Total laps=25	Full laps=24				
1	1'41.779	29.580	27.985	17.864	26.350	223.8
2	1'33.513	22.403	27.164	17.904	26.042	293.6
3	1'33.298	22.239	27.222	17.782	26.055	293.6
4	1'33.496	22.280	27.094	17.929	26.193	293.6
5	1'34.326	22.353	27.413	17.972	26.588	291.2
6	1'34.303	22.406	27.684	17.943	26.270	290.5
7	1'33.883	22.352	27.176	17.996	26.359	291.2
8	1'34.029	22.300	27.283	18.025	26.421	289.7
9	1'34.435	22.450	27.412	18.141	26.432	288.1
10	1'34.289	22.390	27.240	18.167	26.492	286.6
11	1'34.478	22.527	27.412	18.139	26.400	286.6
12	1'34.174	22.410	27.378	18.041	26.345	286.6
13	1'34.061	22.340	27.301	18.124	26.296	285.1
14	1'34.502	22.467	27.296	18.153	26.586	285.9
15	1'34.247	22.500	27.353	18.082	26.312	286.6
16	1'34.292	22.360	27.370	18.124	26.438	285.1
17	1'34.426	22.455	27.498	18.093	26.380	285.9
18	1'34.526	22.431	27.331	18.258	26.506	284.4
19	1'34.501	22.505	27.388	18.205	26.403	285.9
20	1'34.722	22.566	27.743	18.128	26.285	283.6
21	1'35.117	22.457	27.784	18.176	26.700	290.5
22	1'34.312	22.495	27.526	18.065	26.226	289.7
23	1'33.738	22.375	27.236	17.991	26.136	293.6
24	1'36.719	23.280	28.148	18.575	26.716	292.0
25	1'35.435	22.780	27.651	18.411	26.593	288.9

18th 5 Andrea LOCATELLI Italtrans Racing Team ITA

Runs=1	Total laps=25	Full laps=24				
1	1'43.059	30.098	28.371	18.103	26.487	228.6
2	1'34.584	22.554	27.370	18.070	26.590	284.4
3	1'34.179	22.670	27.389	17.890	26.230	296.0
4	1'34.685	22.678	27.929	17.962	26.116	288.1
5	1'34.253	22.660	27.515	17.935	26.143	293.6
6	1'34.189	22.307	27.788	17.824	26.270	297.6

20th 22 Sam LOWES Federal Oil Gresini M GBR

Runs=1	Total laps=25	Full laps=24				
1	1'44.122	31.238	28.379	18.204	26.301	231.0
2	1'45.668	22.429	38.310	18.504	26.425	296.0
3	1'33.817	22.369	27.376	17.885	26.187	285.9
4	1'33.517	22.389	27.084	17.885	26.159	288.1
5	1'33.714	22.390	27.208	17.864	26.252	288.1
6	1'33.712	22.317	27.275	17.928	26.192	288.9

Fastest Lap: Thomas LUTHI Dynavolt Intact GP SWI 1'32.609 22.039 26.990 17.660 25.920

These data/results cannot be reproduced, stored and/or transmitted in whole or in part by any manner of electronic, mechanical, photocopying, recording, broadcasting or otherwise now known or herein after developed without the previous express consent by the copyright owner, except for reproduction in daily press and regular printed publications on sale to the public within 60 days of the event related to those data/results and always provided that copyright symbol appears together as follows below.
© DORNA, 2019

Race

Moto2

Lap	Lap Time	T1	T2	T3	T4	Speed	Lap	Lap Time	T1	T2	T3	T4	Speed
7	1'34.930	22.633	27.625	18.212	26.460	290.5	7	1'35.771	22.961	27.622	18.622	26.566	292.8
8	1'34.338	22.822	27.247	18.005	26.264	286.6	8	1'35.017	22.847	27.713	17.962	26.495	293.6
9	1'33.782	22.441	27.063	18.001	26.277	285.9	9	1'35.178	22.662	27.798	18.113	26.605	285.9
10	1'33.914	22.450	27.206	17.968	26.290	285.1	10	1'34.892	22.652	27.560	18.158	26.522	285.1
11	1'34.150	22.494	27.331	18.046	26.279	286.6	11	1'35.198	22.607	27.793	18.164	26.634	285.9
12	1'34.078	22.450	27.240	17.985	26.403	284.4	12	1'35.068	22.676	27.745	18.101	26.546	284.4
13	1'33.928	22.454	27.257	18.013	26.204	285.9	13	1'35.177	22.745	27.725	18.121	26.586	284.4
14	1'33.625	22.344	27.144	17.933	26.204	287.4	14	1'35.868	23.395	27.788	17.986	26.699	285.1
15	1'33.592	22.367	27.130	17.875	26.220	287.4	15	1'35.488	22.599	28.195	18.111	26.583	283.6
16	1'33.840	22.396	27.195	18.001	26.248	286.6	16	1'35.130	22.690	27.702	18.098	26.640	283.6
17	1'33.818	22.366	27.209	17.976	26.267	287.4	17	1'35.125	22.682	27.759	18.050	26.634	284.4
18	1'33.813	22.397	27.111	17.969	26.336	287.4	18	1'35.122	22.618	27.709	18.114	26.681	284.4
19	1'33.670	22.398	27.100	17.916	26.256	288.1	19	1'35.441	22.774	27.884	18.145	26.638	283.6
20	1'34.002	22.473	27.219	18.067	26.243	288.1	20	1'35.869	23.154	27.910	18.235	26.570	284.4
21	1'34.102	22.507	27.230	18.046	26.319	287.4	21	1'35.511	22.836	27.834	18.321	26.520	284.4
22	1'33.818	22.415	27.204	17.917	26.282	287.4	22	1'35.119	22.609	27.856	18.081	26.573	282.1
23	1'33.590	22.342	27.122	17.960	26.166	288.1	23	1'36.627	22.650	28.147	18.691	27.139	283.6
24	1'34.954	22.554	27.739	18.203	26.458	287.4	24	1'39.318	23.829	28.817	18.486	28.186	282.9
25	1'34.124	22.432	27.110	18.150	26.432	287.4	25	1'37.530	23.153	28.361	18.722	27.294	282.1

21st 96 Jake DIXON							23rd 47 Adam NORRODIN						
Gaviota Angel Nieto T GBR							Petronas Sprinta Raci MAL						
Runs=1	Total laps=25	Full laps=24					Runs=1	Total laps=25	Full laps=24				
1	1'42.722	30.259	28.070	18.107	26.286	232.0	1	1'45.330	31.560	28.864	18.430	26.476	233.5
2	1'34.854	22.696	27.360	18.014	26.784	294.4	2	1'35.376	22.955	28.065	18.165	26.191	296.8
3	1'34.006	22.582	27.349	17.893	26.182	293.6	3	1'35.341	22.916	27.998	18.132	26.295	294.4
4	1'34.746	22.558	27.556	18.215	26.417	292.0	4	1'35.475	23.051	27.800	18.265	26.359	297.6
5	1'33.854	22.439	27.240	17.998	26.177	293.6	5	1'35.963	23.145	28.073	18.366	26.379	287.4
6	1'34.621	22.640	27.520	17.919	26.542	292.8	6	1'36.277	23.243	28.130	18.506	26.398	287.4
7	1'34.800	22.947	27.527	17.983	26.343	288.9	7	1'36.420	23.334	27.997	18.298	26.791	287.4
8	1'34.501	22.550	27.483	18.078	26.390	295.2	8	1'35.264	22.927	27.736	18.224	26.377	293.6
9	1'34.794	22.752	27.654	18.050	26.338	294.4	9	1'34.814	22.549	27.722	18.078	26.465	291.2
10	1'34.510	22.439	27.569	18.094	26.408	292.0	10	1'35.112	22.721	27.789	18.214	26.388	287.4
11	1'34.570	22.680	27.474	18.021	26.395	291.2	11	1'35.216	22.561	27.849	18.170	26.636	288.1
12	1'34.153	22.378	27.354	18.087	26.334	288.9	12	1'35.048	22.635	27.894	18.159	26.360	286.6
13	1'34.443	22.574	27.503	17.991	26.375	288.9	13	1'35.343	22.723	27.914	18.233	26.473	288.1
14	1'34.095	22.517	27.267	17.999	26.312	288.1	14	1'35.790	23.057	28.010	18.175	26.548	288.1
15	1'34.180	22.398	27.261	17.940	26.581	288.1	15	1'35.370	22.626	28.105	18.162	26.477	285.1
16	1'34.552	22.534	27.442	18.075	26.501	287.4	16	1'35.484	22.736	27.973	18.272	26.503	286.6
17	1'34.959	22.655	27.761	18.147	26.396	285.9	17	1'35.532	22.706	27.968	18.277	26.581	286.6
18	1'34.751	22.709	27.328	18.184	26.530	285.1	18	1'35.561	22.701	27.970	18.310	26.580	285.1
19	1'34.482	22.688	27.316	18.049	26.429	285.1	19	1'35.428	22.760	27.932	18.187	26.549	284.4
20	1'34.519	22.642	27.280	18.160	26.437	284.4	20	1'36.027	22.886	28.076	18.472	26.593	284.4
21	1'34.889	22.665	27.549	18.192	26.483	283.6	21	1'35.944	22.631	28.081	18.401	26.831	285.1
22	1'34.888	22.690	27.530	18.131	26.537	282.9	22	1'35.823	22.716	28.116	18.375	26.616	284.4
23	1'34.317	22.572	27.315	18.046	26.384	281.4	23	1'37.174	23.102	28.476	18.713	26.883	282.9
24	1'34.437	22.651	27.444	18.015	26.327	287.4	24	1'36.813	23.049	28.319	18.453	26.992	284.4
25	1'34.026	22.533	27.149	17.983	26.361	287.4	25	1'38.069	23.455	28.372	19.162	27.080	284.4

22nd 65 Philipp OETTL							24th 3 Lukas TULOVIC						
Red Bull KTM Tech 3 GER							Kiefer Racing GER						
Runs=1	Total laps=25	Full laps=24					Runs=1	Total laps=25	Full laps=24				
1	1'45.140	31.442	28.661	18.464	26.573	230.0	1	1'44.958	30.848	28.538	18.354	27.218	235.0
2	1'36.145	22.951	28.373	18.257	26.564	297.6	2	1'35.570	23.074	28.069	18.121	26.306	287.4
3	1'35.086	22.602	27.978	18.058	26.448	293.6	3	1'35.436	23.005	27.869	18.155	26.407	291.2
4	1'35.967	23.029	27.951	18.089	26.898	294.4	4	1'35.996	23.360	27.840	18.112	26.684	293.6
5	1'35.855	22.806	28.047	18.364	26.638	294.4	5	1'35.969	22.854	28.235	18.326	26.554	292.8
6	1'35.813	22.976	28.060	18.382	26.395	292.8	6	1'36.013	23.101	28.030	18.407	26.475	288.9

Fastest Lap: Thomas LUTHI Dynavolt Intact GP SWI 1'32.609 22.039 26.990 17.660 25.920

These data/results cannot be reproduced, stored and/or transmitted in whole or in part by any manner of electronic, mechanical, photocopying, recording, broadcasting or otherwise now known or herein after developed without the previous express consent by the copyright owner, except for reproduction in daily press and regular printed publications on sale to the public within 60 days of the event related to those data/results and always provided that copyright symbol appears together as follows below.
© DORNA, 2019

Race

Moto2

Lap	Lap Time	T1	T2	T3	T4	Speed	Lap	Lap Time	T1	T2	T3	T4	Speed
7	1'36.082	23.377	27.988	18.174	26.543	292.0	7	1'36.048	23.097	27.745	18.518	26.688	284.4
8	1'43.506	22.827	36.058	18.100	26.521	293.6	8	1'36.350	23.331	28.135	18.344	26.540	284.4
9	1'35.209	22.763	27.829	18.150	26.467	285.9	9	1'35.675	22.831	27.726	18.618	26.500	284.4
10	1'35.164	22.828	27.705	18.082	26.549	285.9	10	1'36.011	22.934	27.763	18.368	26.946	285.9
11	1'35.439	22.682	28.100	18.138	26.519	287.4	11	1'35.927	22.998	27.918	18.452	26.559	287.4
12	1'34.992	22.802	27.654	18.076	26.460	283.6	12	1'35.879	22.938	27.714	18.664	26.563	286.6
13	1'35.055	22.736	27.801	18.053	26.465	287.4	13	1'35.927	23.014	27.758	18.604	26.551	282.9
14	1'34.989	22.681	27.677	18.162	26.469	287.4	14	1'36.160	22.960	28.251	18.480	26.469	283.6
15	1'35.028	22.663	27.923	18.049	26.393	288.9	15	1'35.804	23.030	27.902	18.399	26.473	285.9
16	1'34.417	22.581	27.607	18.008	26.221	288.9	16	1'35.559	22.867	27.876	18.429	26.387	288.1
17	1'35.276	22.731	27.700	18.206	26.639	290.5	17	1'36.117	23.074	27.828	18.514	26.701	286.6
18	1'36.076	23.061	27.831	18.462	26.722	286.6	18	1'36.300	23.397	27.833	18.510	26.560	280.0
19	1'35.320	22.746	27.933	18.134	26.507	290.5	19	1'35.714	23.111	27.869	18.438	26.296	284.4
20	1'35.061	22.632	27.785	18.175	26.469	286.6	20	1'36.365	23.292	28.050	18.480	26.543	289.7
21	1'35.556	22.614	28.147	18.255	26.540	286.6	21	1'36.249	23.067	27.982	18.501	26.699	285.9
22	1'35.626	22.870	27.944	18.173	26.639	287.4	22	1'37.136	23.228	28.139	19.059	26.710	284.4
23	1'37.190	22.948	28.086	19.116	27.040	285.9	23	1'38.594	23.698	28.842	19.134	26.920	280.7
24	1'35.570	22.768	27.683	18.218	26.901	287.4	24	1'37.905	23.453	28.338	18.864	27.250	281.4
25	1'35.385	22.724	27.753	18.239	26.669	287.4	25	1'37.576	23.432	28.364	18.913	26.867	282.9

25th 18 Xavi CARDELUS Gaviota Angel Nieto T AND
Runs=1 Total laps=25 Full laps=24

1	1'44.569	31.124	28.388	18.469	26.588	232.0
2	1'35.525	23.061	27.756	18.236	26.472	291.2
3	1'35.560	23.241	27.700	18.145	26.474	283.6
4	1'35.707	23.147	27.749	18.264	26.547	285.9
5	1'35.942	23.153	27.845	18.346	26.598	283.6
6	1'36.055	23.229	27.720	18.329	26.777	281.4
7	1'36.066	23.199	27.766	18.434	26.667	279.2
8	1'35.915	23.328	27.828	18.241	26.518	279.2
9	1'35.762	23.021	27.918	18.237	26.586	285.1
10	1'36.088	22.990	27.965	18.329	26.804	285.9
11	1'35.822	23.183	27.846	18.264	26.529	284.4
12	1'36.201	23.246	27.801	18.530	26.624	282.9
13	1'35.804	23.123	27.706	18.282	26.693	282.9
14	1'35.815	23.217	27.697	18.320	26.581	282.1
15	1'36.127	23.225	27.947	18.406	26.549	282.1
16	1'35.644	23.092	27.690	18.255	26.607	282.1
17	1'36.269	23.161	27.906	18.458	26.744	282.9
18	1'36.190	23.171	27.837	18.430	26.752	282.1
19	1'35.900	23.219	27.894	18.203	26.584	281.4
20	1'35.582	22.964	27.842	18.223	26.553	284.4
21	1'35.744	23.111	27.881	18.228	26.524	283.6
22	1'35.644	22.988	27.868	18.250	26.538	284.4
23	1'36.181	22.930	27.886	18.671	26.694	285.1
24	1'35.534	23.088	27.762	18.228	26.456	287.4
25	1'35.697	22.941	27.741	18.158	26.857	286.6

27th 77 Dominique AEGER MV Agusta Temporar SWI
Runs=1 Total laps=24 Full laps=23

1	1'43.525	30.470	28.655	18.197	26.203	225.7
2	1'34.445	22.567	27.617	18.041	26.220	291.2
3	1'34.172	22.768	27.496	17.775	26.133	296.0
4	1'34.034	22.462	27.375	17.983	26.214	296.8
5	1'34.239	22.308	27.727	17.889	26.315	292.8
6	1'34.345	22.505	27.564	17.842	26.434	293.6
7	1'34.553	22.756	27.352	17.986	26.459	286.6
8	1'34.256	22.522	27.228	18.123	26.383	291.2
9	1'34.452	22.690	27.427	18.075	26.260	288.1
10	1'34.388	22.602	27.264	18.094	26.428	292.8
11	1'34.970	23.084	27.417	18.080	26.389	285.9
12	1'34.011	22.330	27.366	18.065	26.250	289.7
13	1'34.032	22.357	27.292	18.024	26.359	289.7
14	1'34.057	22.450	27.304	18.021	26.282	291.2
15	2'27.202	22.354	1'14.088	20.193	30.567	291.2
16	1'36.646	23.351	27.996	18.531	26.768	280.0
17	1'35.249	22.793	27.669	18.260	26.527	279.2
18	1'35.353	22.795	27.753	18.243	26.562	281.4
19	1'34.805	22.606	27.567	18.172	26.460	280.7
20	1'34.837	22.619	27.528	18.145	26.545	280.7
21	1'39.888	22.541	27.583	19.454	30.310	280.7
22	1'45.822	22.812	30.483	21.336	31.191	277.8
23	1'35.666	22.851	27.893	18.354	26.568	287.4
24	1'35.468	22.565	27.847	18.502	26.554	285.1

26th 20 Dimas EKKY PRAT IDEMITSU Honda Te INA
Runs=1 Total laps=25 Full laps=24

1	1'45.009	31.165	28.725	18.452	26.667	236.0
2	1'36.511	23.166	28.559	18.299	26.487	287.4
3	1'35.018	22.779	27.793	18.185	26.261	292.0
4	1'35.547	22.983	28.010	18.253	26.301	292.8
5	1'35.707	22.945	27.854	18.393	26.515	292.0
6	1'35.811	23.088	27.669	18.585	26.469	288.9

28th 35 Somkiat CHANTRA IDEMITSU Honda Te THA
Runs=1 Total laps=15 Full laps=13

1	1'43.400	30.582	28.310	18.186	26.322	232.5
2	1'34.469	22.569	27.595	17.917	26.388	293.6
3	1'33.984	22.727	27.279	17.805	26.173	297.6
4	1'33.742	22.438	27.214	18.011	26.079	293.6
5	1'34.169	22.444	27.195	18.092	26.438	292.8
6	1'34.132	22.561	27.449	17.993	26.129	290.5
7	1'35.173	22.724	27.622	18.420	26.407	288.9

Fastest Lap: Thomas LUTHI Dynavolt Intact GP SWI 1'32.609 22.039 26.990 17.660 25.920

These data/results cannot be reproduced, stored and/or transmitted in whole or in part by any manner of electronic, mechanical, photocopying, recording, broadcasting or otherwise now known or herein after developed without the previous express consent by the copyright owner, except for reproduction in daily press and regular printed publications on sale to the public within 60 days of the event related to those data/results and always provided that copyright symbol appears together as follows below.
© DORNA, 2019

Race

Moto2

Lap	Lap Time	T1	T2	T3	T4	Speed	Lap	Lap Time	T1	T2	T3	T4	Speed
8	1'34.506	22.648	27.584	18.077	26.197	292.0							
9	1'34.305	22.585	27.408	18.108	26.204	290.5							
10	1'34.520	22.599	27.631	18.002	26.288	289.7							
11	1'34.300	22.754	27.341	18.042	26.163	288.9							
12	1'33.962	22.438	27.369	17.998	26.157	290.5							
13	1'34.818	22.897	27.782	17.991	26.148	282.1							
14	1'34.075	22.630	27.463	17.906	26.076	289.7							
	unfinished	22.519				295.2							

29th 97 Xavi VIERGE		EG 0,0 Marc VDS		SPA		
Runs=1		Total laps=4		Full laps=2		
1	1'40.508	29.455	27.566	17.715	25.772	219.7
2	1'33.266	22.351	27.168	17.853	25.894	288.9
3	1'33.184	22.329	27.204	17.766	25.885	295.2
	unfinished	22.076				293.6

30th 54 Mattia PASINI		Tasca Racing Scuderi		ITA		
Runs=1		Total laps=4		Full laps=2		
1	1'44.781	30.966	28.658	18.548	26.609	230.5
2	1'35.368	22.998	27.760	18.241	26.369	293.6
3	1'35.585	23.269	27.739	18.291	26.286	282.9
	PIT	25.603	32.467	21.214	23.743	289.7

31st 10 Luca MARINI		SKY Racing Team VR		ITA		
Runs=1		Total laps=1		Full laps=0		
	unfinished	28.687				210.8

32nd 72 Marco BEZZECCHI		Red Bull KTM Tech 3		ITA		
Runs=1		Total laps=1		Full laps=0		
	unfinished	29.029				220.6

Fastest Lap: Thomas LUTHI Dynavolt Intact GP SWI **1'32.609** 22.039 26.990 17.660 25.920

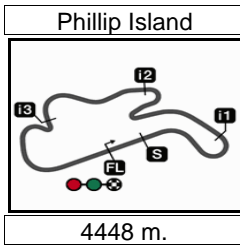
These data/results cannot be reproduced, stored and/or transmitted in whole or in part by any manner of electronic, mechanical, photocopying, recording, broadcasting or otherwise now known or herein after developed without the previous express consent by the copyright owner, except for reproduction in daily press and regular printed publications on sale to the public within 60 days of the event related to those data/results and always provided that copyright symbol appears together as follows below.
© DORNA, 2019

Official MotoGP Timing by TISSOT
www.motogp.com

Phillip Island, Sunday, October 27, 2019

Page 8 of 8





Results and timing service provided by **TISSOT**

Moto2™

PRAMAC GENERAC AUSTRALIAN MOTORCYCLE GP

Race

Analysis by Lap

35

Num	Lap	Time	Gap	Num	Lap	Time	Gap	Num	Lap	Time	Gap	Num	Lap	Time	Gap												
Lap 1																											
41	1	'38.852		18	1	'35.707	14.088	18	1	'36.055	20.124	22	1	'34.338	24.578												
88	1	'39.117	0.265	47	1	'35.475	14.249	20	1	'35.811	20.369	65	1	'35.017	25.554												
9	1	'39.473	0.621	3	1	'35.996	14.687	47	1	'36.277	20.528	18	1	'35.915	26.099												
73	1	'40.391	1.539	20	1	'35.547	14.812	3	1	'36.013	20.708	47	1	'35.264	26.206												
12	1	'40.444	1.592	65	1	'35.967	15.065	65	1	'35.813	20.772	20	1	'36.350	26.761												
97	1	'40.508	1.656	22	1	'45.668	18.052	22	1	'33.712	21.316	3	1	'43.506	34.290												
2	1	'40.925	2.073	Lap 3																							
87	1	'41.128	2.276	41	3	'32.778		41	3	'32.078		41	3	'32.914													
62	1	'41.264	2.412	88	3	'32.761	0.164	88	3	'32.761	0.164	88	3	'33.080	0.443												
7	1	'41.683	2.831	9	3	'32.675	0.587	9	3	'32.675	0.587	9	3	'33.204	1.590												
40	1	'41.779	2.927	12	3	'32.904	1.643	12	3	'32.904	1.643	12	3	'33.077	1.640												
11	1	'41.994	3.142	73	3	'33.201	2.404	73	3	'33.201	2.404	73	3	'33.077	1.640												
45	1	'42.252	3.400	97	3	'33.184	2.442	97	3	'33.184	2.442	97	3	'33.451	5.209												
96	1	'42.722	3.870	87	3	'32.853	2.635	87	3	'32.853	2.635	87	3	'33.451	5.209												
23	1	'42.801	3.949	62	3	'33.005	2.861	62	3	'33.005	2.861	7	3	'33.401	6.040												
27	1	'43.041	4.189	2	3	'33.382	3.487	2	3	'33.382	3.487	73	3	'33.732	6.337												
5	1	'43.059	4.207	7	3	'33.179	3.602	7	3	'33.179	3.602	62	3	'33.590	6.425												
16	1	'43.248	4.396	40	3	'33.298	4.074	40	3	'33.298	4.074	45	3	'32.910	6.546												
33	1	'43.254	4.402	11	3	'33.222	4.257	11	3	'33.222	4.257	23	3	'33.447	7.518												
35	1	'43.400	4.548	27	3	'32.821	4.301	27	3	'32.821	4.301	11	3	'33.648	7.602												
77	1	'43.525	4.673	45	3	'33.258	4.500	45	3	'33.258	4.500	2	3	'34.136	8.033												
64	1	'43.674	4.822	23	3	'33.052	4.752	23	3	'33.052	4.752	27	3	'33.277	8.034												
22	1	'44.122	5.270	33	3	'33.685	6.549	33	3	'33.685	6.549	40	3	'34.435	10.908												
18	1	'44.569	5.717	96	3	'34.006	7.066	96	3	'34.006	7.066	21	3	'33.736	13.657												
54	1	'44.781	5.929	5	3	'34.179	7.306	5	3	'34.179	7.306	33	3	'34.536	13.768												
3	1	'44.958	6.106	35	3	'33.984	7.337	35	3	'33.984	7.337	16	3	'33.830	14.030												
20	1	'45.009	6.157	16	3	'34.236	7.438	16	3	'34.236	7.438	35	3	'34.305	15.726												
65	1	'45.140	6.288	77	3	'34.172	7.626	77	3	'34.172	7.626	77	3	'34.452	15.867												
47	1	'45.330	6.478	64	3	'34.181	7.826	64	3	'34.181	7.826	5	3	'34.539	16.132												
21	1	'45.979	7.127	21	3	'33.282	8.868	21	3	'33.282	8.868	64	3	'34.295	16.305												
Lap 2																											
41	2	'32.886		18	2	'35.560	11.138	18	2	'35.560	11.138	22	2	'35.782	25.446												
88	2	'32.802	0.181	54	2	'35.585	11.218	54	2	'35.585	11.218	65	2	'35.178	27.818												
9	2	'32.955	0.690	3	2	'35.436	11.448	3	2	'35.436	11.448	47	2	'34.814	28.106												
12	2	'32.811	1.517	47	2	'35.341	11.531	47	2	'35.341	11.531	18	2	'35.762	28.947												
73	2	'33.328	1.981	65	2	'35.086	11.855	65	2	'35.086	11.855	20	2	'35.675	29.522												
97	2	'33.266	2.036	20	2	'35.018	12.022	20	2	'35.018	12.022	3	2	'35.209	36.585												
87	2	'33.170	2.560	22	2	'33.817	19.091	22	2	'33.817	19.091	Lap 4															
62	2	'33.108	2.634	Lap 5																							
2	2	'33.696	2.883	41	5	'33.078		41	5	'33.078		41	5	'32.932													
7	2	'33.256	3.201	88	5	'33.039	0.293	88	5	'33.039	0.293	88	5	'32.970	0.294												
40	2	'33.513	3.554	9	5	'33.026	0.923	9	5	'33.026	0.923	9	5	'33.062	1.301												
11	2	'33.557	3.813	12	5	'32.815	1.232	12	5	'32.815	1.232	12	5	'32.833	1.468												
45	2	'33.506	4.020	87	5	'33.323	3.547	87	5	'33.323	3.547	87	5	'33.322	4.400												
27	2	'32.955	4.258	73	5	'33.330	3.770	73	5	'33.330	3.770	7	5	'33.353	4.972												
23	2	'33.415	4.478	62	5	'33.545	3.884	62	5	'33.545	3.884	73	5	'33.575	5.088												
33	2	'34.126	5.642	7	5	'33.205	3.978	7	5	'33.205	3.978	62	5	'33.550	5.144												
96	2	'34.854	5.838	2	5	'33.176	4.614	2	5	'33.176	4.614	2	5	'33.348	5.932												
5	2	'34.584	5.905	11	5	'33.482	5.308	11	5	'33.482	5.308	45	5	'33.280	6.340												
16	2	'34.470	5.980	45	5	'33.422	5.819	45	5	'33.422	5.819	11	5	'33.667	6.599												
35	2	'34.469	6.131	40	5	'34.326	6.061	40	5	'34.326	6.061	23	5	'33.378	6.962												
77	2	'34.445	6.232	23	5	'33.599	6.095	23	5	'33.599	6.095	27	5	'33.310	7.577												
64	2	'34.487	6.423	27	5	'32.932	6.375	27	5	'32.932	6.375	40	5	'33.883	8.432												
18	2	'35.525	8.356	33	5	'33.841	8.448	33	5	'33.841	8.448	33	5	'34.170	10.980												
21	2	'34.123	8.364	96	5	'34.169	9.413	96	5	'34.169	9.413	16	5	'34.246	12.071												
54	2	'35.368	8.411	16	5	'34.048	9.541	16	5	'34.048	9.541	21	5	'33.568	12.311												
3	2	'35.570	8.790	96	5	'33.854	9.831	96	5	'33.854	9.831	35	5	'35.173	12.903												
Lap 6																											
Lap 7																											
Lap 8																											
Lap 9																											
Lap 10																											

Lapped rider

These data/results cannot be reproduced, stored and/or transmitted in whole or in part by any manner of electronic, mechanical, photocopying, recording, broadcasting or otherwise now known or herein after developed without the previous express consent by the copyright owner, except for reproduction in daily press and regular printed publications on sale to the public within 60 days of the event related to those data/results and always provided that copyright symbol appears together as follows below.

© DORNA, 2019

Official MotoGP Timing by **TISSOT**
www.motogp.com

Phillip Island, Sunday, October 27, 2019

Page 1 of 3



Num Lap Time Gap

96	1'34.888	36.013	12	1'34.266	6.021
22	1'33.818	36.074	9	1'34.326	8.151
65	1'35.119	57.104	7	1'33.274	8.806
47	1'35.823	1'00.062	87	1'33.307	8.955
3	1'35.626	1'04.862	27	1'33.657	9.455
18	1'35.644	1'06.055	73	1'33.531	10.055
20	1'37.136	1'08.948	62	1'33.226	10.699
77	1'45.822	1'47.405	45	1'33.762	11.132

Lap 23

41	1'33.075		11	1'35.193	14.641
88	1'33.377	0.990	2	1'34.025	18.541
12	1'33.711	5.462	21	1'33.345	20.255
9	1'33.883	7.744	64	1'34.421	29.238
7	1'33.357	10.285	16	1'34.423	30.870
27	1'33.696	10.516	33	1'34.395	31.031
87	1'33.509	10.687	5	1'34.210	31.764
62	1'33.474	10.951	40	1'35.435	33.324
73	1'33.443	11.264	22	1'34.124	37.341
45	1'33.346	11.542	96	1'34.026	37.392
11	1'33.807	13.209	65	1'37.530	1'09.178
23	1'34.264	13.559	47	1'38.069	1'10.717
2	1'33.644	18.458	3	1'35.385	1'11.606
21	1'33.715	21.512	18	1'35.697	1'12.066
64	1'33.816	28.701	20	1'37.576	1'21.622
16	1'34.356	29.177			
40	1'33.738	29.496			
33	1'34.192	29.887			
5	1'34.057	30.023			
22	1'33.590	36.589			
96	1'34.317	37.255			
65	1'36.627	1'00.656			
47	1'37.174	1'04.161			
3	1'37.190	1'08.977			
18	1'36.181	1'09.161			
20	1'38.594	1'14.467			
77	1'35.666	1'49.996			

Lap 24

41	1'34.485				
88	1'35.049	1.554			
12	1'34.619	5.596			
9	1'34.407	7.666			
7	1'33.573	9.373			
87	1'33.287	9.489			
27	1'33.608	9.639			
73	1'33.586	10.365			
45	1'34.154	11.211			
62	1'34.848	11.314			
11	1'34.565	13.289			
23	1'34.476	13.550			
2	1'34.384	18.357			
21	1'33.724	20.751			
64	1'34.442	28.658			
16	1'35.596	30.288			
33	1'35.075	30.477			
5	1'35.857	31.395			
40	1'36.719	31.730			
22	1'34.954	37.058			
96	1'34.437	37.207			
65	1'39.318	1'05.489			
47	1'36.813	1'06.489			
3	1'35.570	1'10.062			
18	1'35.534	1'10.210			
20	1'37.905	1'17.887			
77	1'35.468	1'50.979			

Lap 25

41	1'33.841				
88	1'34.255	1.968			

Lapped rider

These data/results cannot be reproduced, stored and/or transmitted in whole or in part by any manner of electronic, mechanical, photocopying, recording, broadcasting or otherwise now known or herein after developed without the previous express consent by the copyright owner, except for reproduction in daily press and regular printed publications on sale to the public within 60 days of the event related to those data/results and always provided that copyright symbol appears together as follows below.

© DORNA, 2019


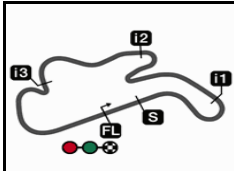
Official MotoGP Timing by TISSOT
www.motogp.com

Phillip Island, Sunday, October 27, 2019

Page 3 of 3



Phillip Island

Results and timing service provided by  TISSOT

4448 m.

PRAMAC GENERAC AUSTRALIAN MOTORCYCLE GP

Moto2™

2019 Rookie of the Year Classification

36

Rider	Nation	Points	Leader Previous	QAT	ARG	AME	SPA	FRA	ITA	CAT	NED	GER	CZE	AUT	GBR	RSM	ARA	THA	JPN	AUS	MAL	VAL
1 DI GIANNANTONIO Fabio	ITA	101		5	-	-	4	4	6	-	5	13	20	2	10	20	5	-	5	2		
2 BASTIANINI Enea	ITA	95	6	6	7	7	7	5	9	10	11	-	2	16	-	-	7	-	5	9	-	
3 MARTIN Jorge	SPA	83	18	12	1	-	1	-	-	-	1	-	7	3	9	4	4	7	10	16	20	
4 BULEGA Nicolo	ITA	44	57	39	-	-	-	7	6	-	3	-	9	3	-	-	4	8	-	4		
5 CHANTRA Somkiat	THA	23	78	21	-	6	-	-	-	-	-	-	1	4	-	2	-	7	3	-		
6 BEZZECCHI Marco	ITA	17	84	6	-	-	-	-	-	-	6	-	4	-	-	-	1	6	-	-		
7 DIXON Jake	GBR	4	97	13	-	-	-	-	-	-	4	-	-	-	-	-	-	-	-	-		
8 TULOVIC Lukas	GER	3	98	1	-	-	-	-	-	-	3	-	-	-	-	-	-	-	-	-		

These data/results cannot be reproduced, stored and/or transmitted in whole or in part by any manner of electronic, mechanical, photocopying, recording, broadcasting or otherwise now known or herein after developed without the previous express consent by the copyright owner, except for reproduction in daily press and regular printed publications on sale to the public within 60 days of the event related to those data/results and always provided that copyright symbol appears together as follows below.

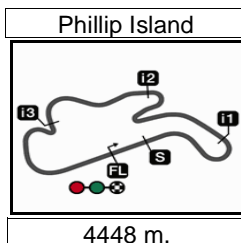
© DORNA, 2019

Official MotoGP Timing by TISSOT
www.motogp.com

Phillip Island, Sunday, October 27, 2019

moto2™





Results and timing service provided by **TISSOT**

After the **PRAMAC GENERAC AUSTRALIAN MOTORCYCLE GP**

Moto2™

2019 Riders Performance

(Qualifying Position - Starting Position - Race Position)

37

Rider	Points	QAT	ARG	AME	SPA	FRA	ITA	CAT	NED	GER	CZE	AUT	GBR	RSM	ARA	THA	JPN	AUS	MAL	VAL
1 MARQUEZ Alex	242	9	4	2	2	3	3	6	4	1	1	11	1	2	1	1	4	7		
		9-7	4-3	2-5	2-24	3-1	3-1	6-1	4-NC	1-1	1-1	11-2	1-NC	2-3	1-3	1-5	4-6	6-8	-	-
2 LUTHI Thomas	214	7	5	4	8	2	2	2	8	12	12	5	12	7	5	8	7	11		
		7-2	5-NC	4-1	8-4	2-6	2-3	2-2	8-4	12-5	12-NC	5-6	12-8	7-4	5-6	8-7	7-2	10-3	-	-
3 BINDER Brad	209	8	6	5	10	8	19	19	2	17	16	2	8	16	3	12	18	2		
		8-12	6-6	5-NC	10-5	8-4	19-15	19-11	2-2	17-2	16-NC	2-1	8-3	16-6	3-1	12-2	18-12	2-1	-	-
4 NAVARRO Jorge	199	12	11	6	1	1	5	4	7	11	11	8	2	15	6	21	5	1		
		12-NL	11-8	6-3	1-2	1-2	5-7	4-3	7-NC	11-8	11-4	8-3	2-2	15-7	6-2	21-17	5-5	1-4	-	-
5 FERNANDEZ Augusto	192	10	32		3	14	9	1	13	5	10	13	3	3	2	6	2	17		
		10-5	-NS	-	3-3	14-3	9-5	1-4	13-1	5-6	10-8	13-5	3-1	3-1	2-22	6-4	2-8	16-19	-	-
6 MARINI Luca	176	4	13	10	13	19	6	13	11	2	13	10	6	12	4	4	1	3		
		4-8	13-7	10-6	13-8	19-13	6-2	13-6	11-3	2-10	13-5	10-NC	6-9	12-11	4-4	4-1	1-1	3-NL	-	-
7 BALDASSARRI Lorenzo	162	3	8	15	6	7	15	7	16	10	3	6	18	14	11	19	3	19		
		3-1	8-1	15-NL	6-1	7-NC	15-4	7-NC	16-NC	10-7	3-11	6-4	18-7	14-10	11-8	19-25	3-4	18-5	-	-
8 SCHROTTER Marcel	130	1	2	1	14	10	1	12	12	3	7	16	13	31		14	9	21		
		1-3	2-5	1-2	14-15	10-8	1-8	12-7	12-8	3-3	7-6	16-9	13-14	-NS	-	14-14	9-9	20-11	-	-
9 DI GIANNANTONIO Fabio	101	19	18	13	7	20	14	5	6	4	5	18	10	1	12	18	21	4		
		19-11	18-NC	13-NL	7-12	20-12	14-10	5-NC	6-11	4-4	5-2	18-14	10-6	1-2	12-11	18-18	21-11	4-14	-	-
10 BASTIANINI Enea	95	13	12	17	18	16	11	10	9	24	18	4		10	20	11	12	18		
		13-9	12-9	17-9	18-11	16-7	11-6	10-5	9-NC	24-14	18-3	4-NC	-	10-9	20-24	11-11	12-7	17-17	-	-
11 MARTIN Jorge	83	11	17	8	22	13	12	17	14	7	19	12	19	17	14	3	14	5		
		11-15	17-NC	8-15	22-NC	13-20	12-16	17-15	14-NC	7-9	19-13	12-7	19-12	17-12	14-9	3-6	14-3	5-2	-	-
12 LECUONA Iker	80	16	15	19	16	22	23	15	17	6	23	14	15	18	10	10	13	10		
		16-NL	15-4	19-NC	16-10	22-9	23-NL	15-NC	17-15	6-NC	22-10	14-8	15-11	18-21	10-7	10-3	13-NC	9-7	-	-
13 GARDNER Remy	74	5	7	18	4	12	10	11	1	9	15	9	4	4	13	5	10	15		
		5-4	7-2	18-11	-NS	12-NC	10-13	11-NL	1-NC	9-13	15-16	9-NC	4-4	4-NC	13-13	5-12	10-NC	13-6	-	-

NC=Not classified NL=Not finished first lap NP=Not started race re-start N2=Not finished first lap race re-start EX=Excluded NS=Not Started DS=Disqualified

These data/results cannot be reproduced, stored and/or transmitted in whole or in part by any manner of electronic, mechanical, photocopying, recording, broadcasting or otherwise now known or herein after developed without the previous express consent by the copyright owner, except for reproduction in daily press and regular printed publications on sale to the public within 60 days of the event related to those data/results and always provided that copyright symbol appears together as follows below.
© DORNA, 2019

Official MotoGP Timing by **TISSOT**
www.motogp.com



2019 Riders Performance

Moto2 Race

Rider	Points	QAT	ARG	AME	SPA	FRA	ITA	CAT	NED	GER	CZE	AUT	GBR	RSM	ARA	THA	JPN	AUS	MAL	VAL
14 NAGASHIMA Tetsuta	70	14	22	14	9	31	7	16	15	18	17	1	7	5	17	2	16	12		
		14-NC	22-12	14-12	9-7	31-11	7-14	16-10	15-5	18-12	17-9	1-NC	7-5	5-NC	17-NC	2-15	33-NL	15-10	-	-
15 LOWES Sam	60	6	3	3	11	26	8	3	5	13	2	24	9	8	9	16	15	6		
		6-6	3-NC	3-7	11-NC	26-NC	8-9	3-9	5-NC	13-11	2-NC	24-24	9-NC	8-5	9-5	16-NC	15-NC	32-20	-	-
16 VIERGE Xavi	59	2	1	20	12	5	17	20	3	8	14	7	5	6	7	7	20	16		
		2-10	1-NS	20-NL	12-6	5-5	17-12	20-8	3-NC	8-NC	14-24	7-NC	5-10	6-8	7-10	7-NC	20-NC	14-NC	-	-
17 LOCATELLI Andrea	46	17	14	11	15	6	16	9	10	14	21	17	16	11	15	15	19	23		
		17-13	14-11	11-10	15-14	6-NL	16-18	9-12	10-6	14-15	20-14	17-11	16-15	11-13	15-17	15-13	19-15	22-18	-	-
18 BULEGA Nicolo	44	15	9		5	15	4	8	18	16	4	19	11	13	8	9	17	13		
		15-NL	9-NC	-	5-9	15-10	4-NC	8-13	18-NC	16-18	4-7	19-13	11-20	13-NC	8-12	9-8	17-NC	11-12	-	-
19 PASINI Mattia	27			7	24	4	18				24	15	14	32		26	23	27		
		-	-	7-4	24-NC	4-NC	18-11	-	-	-	23-NC	15-10	14-13	-NS	-	26-NC	23-NC	26-NC	-	-
20 MANZI Stefano	26	26	23		19	24	22	22	21	23	27	21	17	20	19	20	11	14		
		26-20	23-NC	-	19-21	24-15	22-NC	22-NC	29-7	23-22	26-20	21-16	17-17	20-15	19-14	20-NC	11-10	12-9	-	-
21 CHANTRA Somkiat	23	27	19	24	21	23		25	20		22	3	22	19	18	13	6	28		
		27-NC	19-10	24-20	21-17	23-NC	-	25-17	-NS	-	21-15	3-12	22-16	19-14	18-16	13-9	6-13	27-NC	-	-
22 BEZZECCHI Marco	17	28	21	12	25	27	25	31	22	19	6	25	24	9	16	17	8	9		
		28-26	21-16	12-NC	25-22	27-18	25-23	31-23	20-10	19-19	6-12	25-23	24-19	9-NC	16-15	17-10	8-NC	8-NL	-	-
23 AEGERTER Dominique	14	24	20	29	23	25	21	21	19	21	30	20	20	21	24	22	28	24		
		24-18	20-20	29-14	23-13	25-NC	21-17	21-16	19-9	21-20	29-21	20-17	20-18	21-18	24-19	22-16	28-14	23-27	-	-
24 CORSI Simone	10	22	10	9	17	18	13	18	26	22				22	26					
		22-19	10-NC	9-8	17-NC	18-NC	13-NC	18-14	24-NC	22-21	-	-	-	22-19	26-21	-	-	-	-	-
25 BENDSNEYDER Bo	7	18	16	16	20	17	20	14	24	15	8	23	21	23	21	25	27	20		
		18-16	16-14	16-13	20-16	17-NC	20-19	14-18	22-NC	15-16	8-17	23-15	21-21	23-17	21-18	25-20	27-16	19-15	-	-
26 RAFFIN Jesko	6	20	24	21											22	23	22	8		
		20-14	24-15	21-16	-	-	-	-	-	-	-	-	-	-	-	22-20	23-21	22-19	7-13	-
27 DIXON Jake	4	30	28	31		11	30	26	25	26	9	27	23	25	25	27	32	25		
		30-NC	27-17	-NS	-	11-17	30-NC	26-NC	23-12	26-NL	9-18	27-19	23-23	25-20	25-23	27-19	32-17	24-21	-	-
28 ROBERTS Joe	4	23	26	22	27	29	26	29	28	25	20	29	31	24	23	24	24	22		
		23-22	26-22	22-NL	27-20	29-14	26-NC	29-20	26-14	25-25	-NS	29-21	31-22	24-16	23-30	24-NC	24-18	21-16	-	-
29 TULOVIC Lukas	3	25	27	26	28	9	24	28	27	28	26	30	27	27	28	30	26	31		
		25-21	30-18	26-19	28-19	9-16	24-20	28-24	25-13	28-24	25-NC	30-27	26-26	27-22	28-25	30-NC	26-NC	30-24	-	-

NC=Not classified NL=Not finished first lap NP=Not started race re-start N2=Not finished first lap race re-start EX=Excluded NS=Not Started DS=Disqualified

These data/results cannot be reproduced, stored and/or transmitted in whole or in part by any manner of electronic, mechanical, photocopying, recording, broadcasting or otherwise now known or herein after developed without the previous express consent by the copyright owner, except for reproduction in daily press and regular printed publications on sale to the public within 60 days of the event related to those data/results and always provided that copyright symbol appears together as follows below.
© DORNA, 2019

Official MotoGP Timing by TISSOT
www.motogp.com



	Rider	Points	QAT	ARG	AME	SPA	FRA	ITA	CAT	NED	GER	CZE	AUT	GBR	RSM	ARA	THA	JPN	AUS	MAL	VAL
30	PAWI Khairul Idham	3	21 21-17	25 25-13	23 23-17	-	-	-	-	-	-	-	-	-	-	-	-	-	-	-	-
31	ODENDAAL Steven	0	-	-	-	26 26-18	21 21-NC	28 28-22	27 27-22	29 27-16	27 27-23	25 24-22	28 28-20	28 27-25	-	-	-	-	-	-	-
32	FOLGER Jonas	0	-	-	-	-	-	-	23 23-19	23 21-17	20 20-17	29 28-19	22 22-18	-	-	-	-	-	-	-	-
33	OETTL Philipp	0	29 29-23	30 29-19	25 25-18	30 30-23	32 32-19	27 27-21	32 -NS	-	-	31 30-23	26 26-22	26 25-24	26 26-23	27 27-26	28 28-22	29 29-20	26 25-22	-	-
34	CARDELUS Xavi	0	32 32-25	31 31-21	28 28-NC	31 31-25	30 30-NC	31 31-25	30 30-25	30 28-18	29 29-26	28 27-25	32 32-26	30 30-27	28 28-25	29 29-27	31 31-NC	30 30-23	29 28-25	-	-
35	EKKY PRATAMA Dimas	0	31 31-24	29 28-23	30 30-22	29 -NS	28 28-NC	29 29-24	24 24-21	-	-	32 -NS	-	-	-	-	29 29-24	25 25-21	32 31-26	-	-
36	RUIU Gabriele	0	-	-	27 27-21	-	-	-	-	-	-	-	-	-	-	31 31-28	-	-	-	-	-
37	NORRODIN Adam	0	-	-	-	-	-	-	-	-	-	-	-	-	29 29-NC	-	32 32-23	31 31-22	30 29-23	-	-
38	IZDIHAR Andi Farid	0	-	-	-	-	-	-	-	-	-	-	-	-	30 30-24	-	-	-	-	-	-
39	NAGOE Teppei	0	-	-	-	-	-	32 32-NC	-	-	-	-	31 31-25	29 29-28	-	-	-	-	-	-	-
40	SALIM Gerry	0	-	-	-	-	-	-	-	-	-	-	-	-	-	30 30-29	-	-	-	-	-

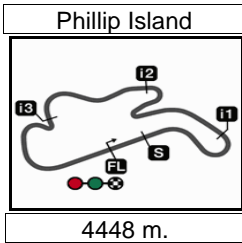
NC=Not classified NL=Not finished first lap NP=Not started race re-start N2=Not finished first lap race re-start EX=Excluded NS=Not Started DS=Disqualified

These data/results cannot be reproduced, stored and/or transmitted in whole or in part by any manner of electronic, mechanical, photocopying, recording, broadcasting or otherwise now known or herein after developed without the previous express consent by the copyright owner, except for reproduction in daily press and regular printed publications on sale to the public within 60 days of the event related to those data/results and always provided that copyright symbol appears together as follows below.
© DORNA, 2019

Official MotoGP Timing by TISSOT
www.motogp.com

Phillip Island, Sunday, October 27, 2019





Results and timing service provided by TISSOT

Moto2™

PRAMAC GENERAC AUSTRALIAN MOTORCYCLE GP
Official Starting Grid

4448 m.

Race : 25 laps = 111.2 km



1	1 1'33.565 9 Jorge NAVARRO Speed Up	2 1'33.886 41 Brad BINDER KTM	3 1'33.934 10 Luca MARINI Kalex
2	4 1'33.936 21 Fabio DI GIANNANTONIO Speed Up	5 1'33.941 88 Jorge MARTIN KTM	6 1'34.136 73 Alex MARQUEZ Kalex
3	7 1'34.243 2 Jesko RAFFIN NTS	8 1'34.250 72 Marco BEZZECCHI KTM	9 1'34.257 27 Iker LECUONA KTM
4	10 1'34.293 12 Thomas LUTHI Kalex	11 1'34.497 11 Nicolò BULEGA Kalex	12 1'34.663 62 Stefano MANZI MV Aqusta
5	13 1'34.694 87 Remy GARDNER Kalex	14 1'34.730 97 Xavi VIERGE Kalex	15 1'34.399 45 Tetsuta NAGASHIMA Kalex
6	16 1'35.173 40 Augusto FERNANDEZ Kalex	17 1'36.305 33 Enea BASTIANINI Kalex	18 1'34.812 7 Lorenzo BALDASSARRI Kalex
7	19 1'34.970 64 Bo BENDSNEYDER NTS	20 1'35.012 23 Marcel SCHROTTER Kalex	21 1'35.072 16 Joe ROBERTS KTM
8	22 1'35.220 5 Andrea LOCATELLI Kalex	23 1'35.388 77 Dominique AEGERTER MV Agusta	24 1'35.401 96 Jake DIXON KTM

* Starting the race from the back of the grid

The results are provisional until the end of the limit for protest and appeals and until the ratification of the Event Management Committee.

Time limit for protest expires 60' at the latest after publication of the results - Time:

These data/results cannot be reproduced, stored and/or transmitted in whole or in part by any manner of electronic, mechanical, photocopying, recording, broadcasting or otherwise now known or herein after developed without the previous express consent by the copyright owner, except for reproduction in daily press and regular printed publications on sale to the public within 60 days of the event related to those data/results and always provided that copyright symbol appears together as follows below.

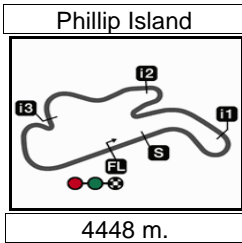
© DORNA, 2019

Official MotoGP Timing by TISSOT
 www.motogp.com

Phillip Island, Sunday, October 27, 2019

Page 1 of 2





Results and timing service provided by TISSOT

Moto2™

PRAMAC GENERAC AUSTRALIAN MOTORCYCLE GP
Official Starting Grid

Race : 25 laps = 111.2 km

9	25 1'36.003 65 Philipp OETTL KTM	26 1'36.320 54 Mattia PASINI Kalex	27 1'36.750 35 Somkiat CHANTRA Kalex
10	28 1'37.206 18 Xavi CARDELUS KTM	29 1'37.376 47 Adam NORRODIN Kalex	30 1'37.533 3 Lukas TULOVIC KTM
11	31 1'39.830 20 Dimas EKKY PRATAMA Kalex	32 (*) 1'34.041 22 Sam LOWES Kalex	

*** Starting the race from the back of the grid**

The results are provisional until the end of the limit for protest and appeals and until the ratification of the Event Management Committee.

Time limit for protest expires 60' at the latest after publication of the results - Time:

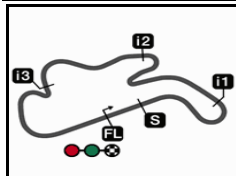
These data/results cannot be reproduced, stored and/or transmitted in whole or in part by any manner of electronic, mechanical, photocopying, recording, broadcasting or otherwise now known or herein after developed without the previous express consent by the copyright owner, except for reproduction in daily press and regular printed publications on sale to the public within 60 days of the event related to those data/results and always provided that copyright symbol appears together as follows below.

© DORNA, 2019

Official MotoGP Timing by TISSOT
 www.motogp.com

Phillip Island, Sunday, October 27, 2019





4448 m.

PRAMAC GENERAC AUSTRALIAN MOTORCYCLE GP

Race

Top Speed & Average



Rider	Nation	Motorcycle	Top 5 speeds					Average	Top
73 Alex MARQUEZ	SPA	KALEX	301.0	300.1	299.3	299.3	299.3	299.8	301.0
23 Marcel SCHROTTER	GER	KALEX	299.3	299.3	298.5	298.5	298.5	298.8	299.3
62 Stefano MANZI	ITA	MV AGUSTA	299.3	296.8	296.8	296.8	295.2	296.5	299.3
27 Iker LECUONA	SPA	KTM	298.5	297.6	297.6	297.6	296.8	297.4	298.5
64 Bo BENDSNEYDER	NED	NTS	298.5	296.8	296.8	296.0	295.2	296.7	298.5
5 Andrea LOCATELLI	ITA	KALEX	297.6	296.0	294.4	293.6	292.8	294.1	297.6
11 Nicolo BULEGA	ITA	KALEX	297.6	296.8	296.8	296.8	296.8	296.9	297.6
12 Thomas LUTHI	SWI	KALEX	297.6	296.0	296.0	296.0	294.4	295.7	297.6
16 Joe ROBERTS	USA	KTM	297.6	296.8	295.2	295.2	294.4	295.6	297.6
35 Somkiat CHANTRA	THA	KALEX	297.6	295.2	293.6	293.6	292.8	294.6	297.6
45 Tetsuta NAGASHIMA	JPN	KALEX	297.6	296.8	296.8	296.8	296.8	296.9	297.6
47 Adam NORRODIN	MAL	KALEX	297.6	296.8	294.4	293.6	291.2	294.7	297.6
65 Philipp OETTL	GER	KTM	297.6	294.4	294.4	293.6	293.6	294.7	297.6
87 Remy GARDNER	AUS	KALEX	297.6	297.6	296.8	296.8	296.0	296.8	297.6
7 Lorenzo BALDASSARRI	ITA	KALEX	296.8	296.0	295.2	294.4	293.6	294.9	296.8
77 Dominique AEGERTER	SWI	MV AGUSTA	296.8	296.0	293.6	292.8	292.8	294.4	296.8
22 Sam LOWES	GBR	KALEX	296.0	290.5	288.9	288.1	288.1	289.5	296.0
96 Jake DIXON	GBR	KTM	295.2	294.4	294.4	293.6	293.6	294.2	295.2
97 Xavi VIERGE	SPA	KALEX	295.2	293.6	288.9	219.7		274.4	295.2
33 Enea BASTIANINI	ITA	KALEX	294.4	293.6	292.8	292.8	292.8	293.1	294.4
3 Lukas TULOVIC	GER	KTM	293.6	293.6	292.8	292.0	291.2	292.6	293.6
40 Augusto FERNANDEZ	SPA	KALEX	293.6	293.6	293.6	293.6	292.0	293.3	293.6
54 Mattia PASINI	ITA	KALEX	293.6	289.7	282.9	230.5		274.2	293.6
9 Jorge NAVARRO	SPA	SPEED UP	292.8	292.8	292.0	292.0	292.0	292.3	292.8
20 Dimas EKKY PRATAMA	INA	KALEX	292.8	292.0	292.0	289.7	288.9	291.1	292.8
21 Fabio DI GIANNANTONIO	ITA	SPEED UP	292.8	292.0	292.0	291.2	291.2	291.8	292.8
18 Xavi CARDELUS	AND	KTM	291.2	287.4	286.6	285.9	285.9	287.4	291.2
2 Jesko RAFFIN	SWI	NTS	290.5	289.7	288.9	288.9	287.4	288.3	290.5
88 Jorge MARTIN	SPA	KTM	290.5	289.7	289.7	289.7	289.7	289.9	290.5
41 Brad BINDER	RSA	KTM	285.9	285.1	285.1	285.1	285.1	285.2	285.9
72 Marco BEZZECCHI	ITA	KTM	220.6					220.6	220.6
10 Luca MARINI	ITA	KALEX	210.8					210.8	210.8

These data/results cannot be reproduced, stored and/or transmitted in whole or in part by any manner of electronic, mechanical, photocopying, recording, broadcasting or otherwise now known or herein after developed without the previous express consent by the copyright owner, except for reproduction in daily press and regular printed publications on sale to the public within 60 days of the event related to those data/results and always provided that copyright symbol appears together as follows below.


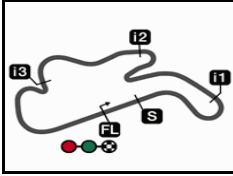
© DORNA, 2019

Official MotoGP Timing by TISSOT
www.motogp.com




Phillip Island, Sunday, October 27, 2019

Phillip Island

Results and timing service provided by **Moto2™****PRAMAC GENERAC AUSTRALIAN MOTORCYCLE GP****Race****Fastest Laps Sequence**

4448 m.

<i>Lap</i>	<i>Race Time</i>	 <i>Rider</i>	<i>Nation</i>	<i>Motorcycle</i>	<i>Time</i>	<i>Km/h</i>	<i>Riders's Lap</i>
2	3'11.738	41 Brad BINDER	RSA	KTM	1'32.886	172.3	2
2	3'11.919	88 Jorge MARTIN	SPA	KTM	1'32.802	172.5	2
3	4'44.516	41 Brad BINDER	RSA	KTM	1'32.778	172.5	3
3	4'44.680	88 Jorge MARTIN	SPA	KTM	1'32.761	172.6	3
3	4'45.103	9 Jorge NAVARRO	SPA	SPEED UP	1'32.675	172.7	3
4	6'18.768	12 Thomas LUTHI	SWI	KALEX	1'32.609	172.9	4

These data/results cannot be reproduced, stored and/or transmitted in whole or in part by any manner of electronic, mechanical, photocopying, recording, broadcasting or otherwise now known or herein after developed without the previous express consent by the copyright owner, except for reproduction in daily press and regular printed publications on sale to the public within 60 days of the event related to those data/results and always provided that copyright symbol appears together as follows below.

© DORNA, 2019

Official MotoGP Timing by TISSOT
www.motogp.com

Phillip Island, Sunday, October 27, 2019

moto2™