


4448 m.

## PRAMAC GENERAC AUSTRALIAN MOTORCYCLE GP

## Free Practice Nr. 1

## Classification

3

	Rider	Nation	Team	Motorcycle	Time	Lap Total	Gap	Top Speed
1	14 Tony ARBOLINO	ITA	VNE Snipers	HONDA	<b>1'48.024</b>	7 14		<b>234.0</b>
2	48 Lorenzo DALLA PORTA	ITA	Leopard Racing	HONDA	<b>1'48.764</b>	6 11	0.740 0.740	<b>237.6</b>
3	55 Romano FENATI	ITA	VNE Snipers	HONDA	<b>1'49.085</b>	5 13	1.061 0.321	<b>230.0</b>
4	40 Darryn BINDER	RSA	CIP Green Power	KTM	<b>1'49.348</b>	5 13	1.324 0.263	<b>228.6</b>
5	17 John MCPHEE	GBR	Petronas Sprinta Racing	HONDA	<b>1'49.482</b>	6 15	1.458 0.134	<b>226.6</b>
6	19 Gabriel RODRIGO	ARG	Kömmerling Gresini Moto3	HONDA	<b>1'49.695</b>	11 11	1.671 0.213	<b>231.5</b>
7	16 Andrea MIGNO	ITA	Mugen Race	KTM	<b>1'50.289</b>	5 13	2.265 0.594	<b>230.5</b>
8	11 Sergio GARCIA	SPA	Estrella Galicia 0,0	HONDA	<b>1'50.325</b>	17 17	2.301 0.036	<b>228.6</b>
9	54 Riccardo ROSSI	ITA	Kömmerling Gresini Moto3	HONDA	<b>1'50.764</b>	7 12	2.740 0.439	<b>231.5</b>
10	42 Marcos RAMIREZ	SPA	Leopard Racing	HONDA	<b>1'50.951</b>	13 13	2.927 0.187	<b>237.1</b>
11	44 Aron CANET	SPA	Sterilgarda Max Racing Team	KTM	<b>1'50.993</b>	4 8	2.969 0.042	<b>230.0</b>
12	21 Alonso LOPEZ	SPA	Estrella Galicia 0,0	HONDA	<b>1'51.158</b>	6 11	3.134 0.165	<b>230.5</b>
13	24 Tatsuki SUZUKI	JPN	SIC58 Squadra Corse	HONDA	<b>1'51.397</b>	10 12	3.373 0.239	<b>232.5</b>
14	61 Can ONCU	TUR	Red Bull KTM Ajo	KTM	<b>1'51.457</b>	7 12	3.433 0.060	<b>230.5</b>
15	23 Niccolò ANTONELLI	ITA	SIC58 Squadra Corse	HONDA	<b>1'51.565</b>	4 8	3.541 0.108	<b>235.5</b>
16	84 Jakub KORNFEIL	CZE	Redox PruestelGP	KTM	<b>1'51.743</b>	12 12	3.719 0.178	<b>228.1</b>
17	76 Makar YURCHENKO	KAZ	BOE Skull Rider Mugen Race	KTM	<b>1'51.876</b>	17 17	3.852 0.133	<b>227.6</b>
18	82 Stefano NEPA	ITA	Reale Avintia Arizona 77	KTM	<b>1'51.933</b>	13 14	3.909 0.057	<b>229.0</b>
19	13 Celestino VIETTI	ITA	SKY Racing Team VR46	KTM	<b>1'51.949</b>	16 16	3.925 0.016	<b>230.5</b>
20	12 Filip SALAC	CZE	Redox PruestelGP	KTM	<b>1'52.093</b>	10 11	4.069 0.144	<b>232.0</b>
21	79 Ai OGURA	JPN	Honda Team Asia	HONDA	<b>1'52.523</b>	16 16	4.499 0.430	<b>231.5</b>
22	69 Tom BOOTH-AMOS	GBR	CIP Green Power	KTM	<b>1'52.595</b>	14 14	4.571 0.072	<b>229.5</b>
23	71 Ayumu SASAKI	JPN	Petronas Sprinta Racing	HONDA	<b>1'52.815</b>	4 15	4.791 0.220	<b>228.1</b>
24	25 Raul FERNANDEZ	SPA	Gaviota Angel Nieto Team	KTM	<b>1'53.358</b>	13 14	5.334 0.543	<b>229.0</b>
25	5 Jaume MASIA	SPA	Mugen Race	KTM	<b>1'53.577</b>	12 12	5.553 0.219	<b>231.5</b>
26	7 Dennis FOGGIA	ITA	SKY Racing Team VR46	KTM	<b>1'53.673</b>	15 16	5.649 0.096	<b>230.0</b>
27	27 Kaito TOBA	JPN	Honda Team Asia	HONDA	<b>1'53.684</b>	16 16	5.660 0.011	<b>232.5</b>
28	22 Kazuki MASAKI	JPN	BOE Skull Rider Mugen Race	KTM	<b>1'54.032</b>	16 16	6.008 0.348	<b>229.5</b>
29	75 Albert ARENAS	SPA	Gaviota Angel Nieto Team	KTM	<b>1'54.102</b>	3 9	6.078 0.070	<b>227.1</b>
<b>Not qualified (Out 107%)</b>					<b>1'55.585</b>			
	15 Rogan CHANDLER	NZE	Double Six Motor Sport	KALEX KTM	<b>2'01.257</b>	7 7	13.233 7.155	<b>211.6</b>
<b>Not classified</b>								
	9 Yanni SHAW	AUS	Double Six Motor Sport	KALEX KTM				

Practice condition: **Wet**

Air: 15°

Humidity: 86%

Ground: 18°

<b>Fastest Lap:</b>	Lap: 7	<b>Tony ARBOLINO</b>	<b>1'48.024</b>	148.2 Km/h
<b>Best Race Lap:</b>	2014	<b>Jack MILLER</b>	<b>1'36.302</b>	166.2 Km/h
<b>All Time Lap Record:</b>	2014	<b>Alex MARQUEZ</b>	<b>1'36.050</b>	166.7 Km/h

The results are provisional until the end of the limit for protest and appeals.

Time limit for protest expires 30' after publication of the results - ..... Time: .....

These data/results cannot be reproduced, stored and/or transmitted in whole or in part by any manner of electronic, mechanical, photocopying, recording, broadcasting or otherwise now known or herein after developed without the previous express consent by the copyright owner, except for reproduction in daily press and regular printed publications on sale to the public within 60 days of the event related to those data/results and always provided that copyright symbol appears together as follows below.

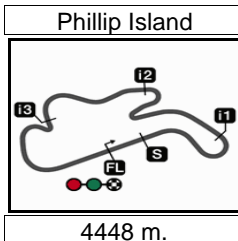
© DORNA, 2019

Official MotoGP Timing by TISSOT  
www.motogp.com

Phillip Island, Friday, October 25, 2019

moto3™





## PRAMAC GENERAC AUSTRALIAN MOTORCYCLE GP

## Free Practice Nr. 1

## Top Speed &amp; Average

4



Rider	Nation	Motorcycle	Top 5 speeds					Average	Top
48 Lorenzo DALLA PORTA	ITA	HONDA	237.6	236.5	236.0	235.5	235.0	236.1	237.6
42 Marcos RAMIREZ	SPA	HONDA	237.1	233.0	232.5	231.0	231.0	232.6	237.1
23 Niccolò ANTONELLI	ITA	HONDA	235.5	234.0	232.5	230.0	229.5	232.3	235.5
14 Tony ARBOLINO	ITA	HONDA	234.0	233.5	233.5	233.0	233.0	233.3	234.0
24 Tatsuki SUZUKI	JPN	HONDA	232.5	232.0	231.5	231.5	230.5	231.6	232.5
27 Kaito TOBA	JPN	HONDA	232.5	232.0	231.0	229.5	229.5	230.9	232.5
12 Filip SALAC	CZE	KTM	232.0	227.6	227.6	227.1	225.7	228.0	232.0
5 Jaume MASIA	SPA	KTM	231.5	231.0	231.0	231.0	228.1	230.5	231.5
19 Gabriel RODRIGO	ARG	HONDA	231.5	231.5	231.0	230.5	230.0	230.9	231.5
54 Riccardo ROSSI	ITA	HONDA	231.5	231.0	230.5	229.5	228.6	230.2	231.5
79 Ai OGURA	JPN	HONDA	231.5	231.5	230.0	229.5	229.0	230.1	231.5
13 Celestino VIETTI	ITA	KTM	230.5	230.0	228.1	227.6	226.2	228.5	230.5
16 Andrea MIGNO	ITA	KTM	230.5	230.5	230.0	229.5	229.5	230.0	230.5
21 Alonso LOPEZ	SPA	HONDA	228.6	227.6	227.1	227.1	227.1	227.5	230.5
61 Can ONCU	TUR	KTM	230.5	225.2	222.9	222.9	222.5	224.4	230.5
7 Dennis FOGGIA	ITA	KTM	230.0	230.0	229.0	229.0	229.0	229.4	230.0
44 Aron CANET	SPA	KTM	230.0	229.0	228.1	227.6	227.1	228.2	230.0
55 Romano FENATI	ITA	HONDA	230.0	230.0	230.0	229.5	229.5	229.8	230.0
22 Kazuki MASAKI	JPN	KTM	229.5	228.1	227.6	226.2	225.2	227.3	229.5
69 Tom BOOTH-AMOS	GBR	KTM	229.5	227.1	226.6	226.6	226.2	227.2	229.5
25 Raul FERNANDEZ	SPA	KTM	229.0	228.1	228.1	228.1	228.1	228.3	229.0
82 Stefano NEPA	ITA	KTM	229.0	229.0	227.6	225.7	225.2	227.0	229.0
11 Sergio GARCIA	SPA	HONDA	228.6	228.1	227.6	227.6	226.6	227.7	228.6
40 Darryn BINDER	RSA	KTM	228.6	228.6	228.6	228.1	227.1	228.0	228.6
71 Ayumu SASAKI	JPN	HONDA	228.1	227.6	227.6	227.1	227.1	227.5	228.1
84 Jakub KORNFEIL	CZE	KTM	228.1	227.1	225.7	225.7	225.7	226.3	228.1
76 Makar YURCHENKO	KAZ	KTM	227.6	226.6	226.2	226.2	226.2	226.6	227.6
75 Albert ARENAS	SPA	KTM	227.1	225.2	224.8	222.9	222.5	224.5	227.1
17 John MCPHEE	GBR	HONDA	226.6	226.6	226.2	226.2	220.6	225.2	226.6
15 Rogan CHANDLER	NZE	KALEX KTM	211.6	210.4	209.5	209.1	206.7	209.5	211.6
9 Yanni SHAW	AUS	KALEX KTM	207.9					207.9	207.9

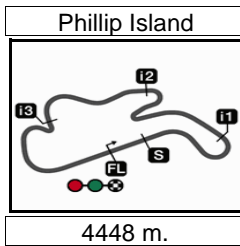
These data/results cannot be reproduced, stored and/or transmitted in whole or in part by any manner of electronic, mechanical, photocopying, recording, broadcasting or otherwise now known or herein after developed without the previous express consent by the copyright owner, except for reproduction in daily press and regular printed publications on sale to the public within 60 days of the event related to those data/results and always provided that copyright symbol appears together as follows below.

© DORNA, 2019

Official MotoGP Timing by TISSOT  
www.motogp.com



Phillip Island, Friday, October 25, 2019



Results and timing service provided by TISSOT

**Moto3™**

**PRAMAC GENERAC AUSTRALIAN MOTORCYCLE GP**

**Free Practice Nr. 1**

**Chronological Analysis of Performances**

**5**

\* Lap / Sector time cancelled      **T1** Time from finish line to 1st intermediate      **T3** Time from 2nd intermed. to 3rd intermed.  
**P** Crossing the finish line in pit lane      **T2** Time from 1st intermed. to 2nd intermed.      **T4** Time from 3rd intermediate to finish line

Lap	Lap Time	T1	T2	T3	T4	Speed	Lap	Lap Time	T1	T2	T3	T4	Speed
<b>1st 14 Tony ARBOLINO</b> VNE Snipers ITA							<b>4th 40 Darryn BINDER</b> CIP Green Power RSA						
Runs=2 Total laps=15 Full laps=11							Runs=2 Total laps=13 Full laps=10						
1	7'06.483	37.219	34.615	22.276	32.359		1	10'09.997	42.048	35.967	23.300	32.973	
2	<b>1'51.430</b>	27.189	32.241	21.157	30.843	230.5	2	<b>1'55.579</b>	28.719	33.226	21.877	31.757	221.5
3	<b>1'49.914</b>	26.443	32.003	20.763	30.705	233.0	3	<b>1'52.084</b>	27.636	32.238	21.401	30.809	223.4
4	<b>1'49.928</b>	26.226	31.965	21.121	30.616	229.5	4	<b>1'49.981</b>	26.854	31.622	21.029	30.476	227.1
5	<b>1'52.276</b>	25.970	33.916	21.609	30.781	233.0	5	<b>1'49.348</b>	<b>26.413</b>	<b>31.502</b>	<b>20.975</b>	<b>30.458</b>	227.1
6	<b>1'48.221</b>	25.883	<b>31.467</b>	20.665	30.206	233.0	6	<b>1'50.201</b>	26.576	31.584	21.304	30.737	226.6
7	<b>1'48.024</b>	<b>25.671</b>	31.606	<b>20.594</b>	<b>30.153</b>	<b>234.0</b>	7	<b>1'46.394</b> P	26.882	31.823	21.691	25.998	226.6
8	<b>1'49.464</b>	25.759	31.859	21.260	30.586	233.5	8	2'14.060	42.214	37.614	22.606	31.626	
9	1'48.550 P	26.576	32.828	21.811	27.335	230.5	9	<b>1'52.423</b>	26.951	32.392	21.923	31.157	<b>228.6</b>
10	2'11.128	39.398	35.016	22.548	34.166		10	<b>1'52.671</b>	27.157	32.613	21.700	31.201	228.6
11	<b>2'03.563</b>	27.722	42.585	21.900	31.356	230.5	11	<b>1'51.689</b>	27.100	32.306	21.351	30.932	226.2
12	<b>1'51.088</b>	26.600	32.408	21.198	30.882	232.0	12	<b>1'51.343</b>	26.754	32.127	21.270	31.192	228.1
13	<b>1'51.153</b>	26.616	32.398	21.097	31.042	233.5	13	<b>1'50.968</b>	26.755	31.959	21.299	30.955	228.6
14	<b>1'50.493</b>	26.456	32.009	21.095	30.933	232.5							
PIT		27.767	33.009	22.148	25.970	231.5							
<b>2nd 48 Lorenzo DALLA PO</b> Leopard Racing ITA							<b>5th 17 John MCPHEE</b> Petronas Sprinta Raci GBR						
Runs=2 Total laps=12 Full laps=8							Runs=2 Total laps=15 Full laps=12						
1	8'22.209	38.938	34.269	22.490	31.576		1	6'48.078	40.052	34.795	22.478	31.863	
2	<b>1'52.759</b>	27.536	32.483	21.789	30.951	232.5	2	<b>1'53.000</b>	26.960	32.877	21.721	31.442	219.7
3	<b>1'51.363</b>	26.804	32.445	21.365	30.749	234.0	3	<b>1'50.709</b>	26.534	32.197	21.307	30.671	219.7
4	<b>1'50.462</b>	26.911	31.970	21.225	30.356	234.5	4	<b>1'51.420</b>	27.245	31.913	21.367	30.895	219.7
5	<b>1'49.430</b>	26.240	31.794	<b>20.876</b>	30.520	234.5	5	<b>1'49.736</b>	26.917	31.646	<b>20.840</b>	<b>30.333</b>	219.7
6	<b>1'48.764</b>	<b>25.935</b>	<b>31.657</b>	20.916	<b>30.256</b>	234.5	6	<b>1'49.482</b>	<b>26.183</b>	<b>31.498</b>	20.988	30.813	220.6
7	1'44.702 P	26.194	31.886	21.758	24.864	235.0	7	<b>1'52.468</b>	26.614	33.086	21.565	31.203	220.2
8	2'03.683	37.113	33.405	21.731	31.434		8	<b>1'50.903</b>	26.490	32.327	21.188	30.898	220.2
9	<b>1'51.758</b>	26.833	32.723	21.305	30.897	<b>237.6</b>	9	<b>1'50.751</b>	26.390	32.030	21.273	31.058	219.7
10	<b>1'50.768</b>	26.572	32.365	21.217	30.614	235.5	10	1'46.538 P	26.436	32.305	21.229	26.568	220.2
11	<b>1'57.291</b>	26.407	37.643	22.257	30.984	236.5	11	2'08.849	39.269	35.419	22.405	31.756	
PIT		26.665	33.217	22.122	26.833	236.0	12	<b>1'52.185</b>	26.901	32.515	21.634	31.135	226.2
<b>3rd 55 Romano FENATI</b> VNE Snipers ITA							<b>6th 19 Gabriel RODRIGO</b> Kömmerling Gresini M ARG						
Runs=3 Total laps=13 Full laps=8							Runs=2 Total laps=11 Full laps=8						
1	7'02.984	39.670	34.851	22.857	32.930		1	12'13.696	45.989	36.046	23.341	33.503	
2	<b>1'53.920</b>	27.934	32.717	21.811	31.458	224.8	2	<b>1'55.850</b>	27.645	34.016	22.226	31.963	227.1
3	<b>1'50.915</b>	26.787	32.048	21.193	30.887	229.0	3	<b>1'52.896</b>	26.903	33.310	21.387	31.296	229.5
4	<b>1'50.168</b>	26.466	32.048	21.112	30.542	229.5	4	<b>1'52.092</b>	26.562	33.002	21.253	31.275	229.0
5	<b>1'49.085</b>	<b>26.161</b>	<b>31.620</b>	<b>20.851</b>	<b>30.453</b>	229.5	5	<b>1'51.804</b>	26.489	32.668	21.500	31.147	228.6
6	<b>1'49.828</b>	26.289	31.845	20.888	30.806	<b>230.0</b>	6	1'57.078 P	26.779	32.733	22.559	35.007	230.5
7	1'46.990 P	27.186	32.537	21.667	25.600	224.3	7	2'12.505	44.619	34.063	22.031	31.792	
8	2'05.552	38.184	33.517	22.072	31.779								
9	<b>1'53.699</b>	28.312	32.454	21.478	31.455	228.6							
10	<b>1'51.579</b>	26.917	32.208	21.329	31.125	230.0							
11	1'47.912 P	27.866	33.158	22.035	24.853	227.6							

**Fastest Lap:** Tony ARBOLINO VNE Snipers ITA **1'48.024** 25.671 31.606 20.594 30.153

These data/results cannot be reproduced, stored and/or transmitted in whole or in part by any manner of electronic, mechanical, photocopying, recording, broadcasting or otherwise now known or herein after developed without the previous express consent by the copyright owner, except for reproduction in daily press and regular printed publications on sale to the public within 60 days of the event related to those data/results and always provided that copyright symbol appears together as follows below.  
© DORNA, 2019



# Free Practice Nr. 1

# Moto3

Lap	Lap Time	T1	T2	T3	T4	Speed	Lap	Lap Time	T1	T2	T3	T4	Speed
<b>7th 16</b> Andrea MIGNO Mugen Race ITA Runs=2 Total laps=14 Full laps=10							<b>10th 42</b> Marcos RAMIREZ Leopard Racing SPA Runs=3 Total laps=13 Full laps=8						
1	1'02.859	39.606	34.828	22.800	32.362		1	6'35.290	44.205	36.196	23.519	32.710	
2	<b>1'53.875</b>	27.874	33.192	21.587	31.222	222.9	2	<b>1'57.628</b>	28.547	34.243	22.691	32.147	227.1
3	<b>1'52.020</b>	27.109	32.759	21.289	30.863	226.2	3	<b>1'55.964</b>	28.059	33.643	22.338	31.924	230.0
4	<b>1'50.610</b>	26.662	32.267	<u>21.040</u>	<u>30.641</u>	228.6	4	<b>1'54.207</b>	27.539	33.093	22.051	31.524	231.0
5	<u>1'50.289</u>	<u>26.376</u>	<u>31.880</u>	21.106	30.927	229.5	5	1'52.068 P	28.164	35.305	22.831	25.768	227.6
6	<b>1'52.216</b>	27.012	32.419	21.661	31.124	227.6	6	2'11.103	41.625	34.056	22.737	32.685	
7	<b>1'54.319</b>	27.277	33.194	22.202	31.646	227.1	7	<b>1'53.732</b>	27.424	32.917	22.000	31.391	231.0
8	1'48.551 P	27.270	32.908	22.464	25.909	226.2	8	<b>1'52.921</b>	27.232	32.587	21.977	31.125	230.5
9	2'07.528	39.240	34.017	22.190	32.081		9	1'51.128 P	27.897	34.254	22.888	26.089	231.0
10	<b>1'52.628</b>	27.214	32.704	21.537	31.173	227.6	10	2'06.879	39.601	33.400	22.251	31.627	
11	<b>1'51.432</b>	26.945	32.346	21.474	30.667	229.5	11	<b>1'52.293</b>	27.211	32.576	21.819	30.687	232.5
12	<b>1'51.157</b>	26.711	31.994	21.318	31.134	<u>230.5</u>	12	<b>1'52.742</b>	27.167	32.550	22.117	30.908	233.0
13	<b>1'51.669</b>	26.769	32.094	21.606	31.200	230.5	13	<u>1'50.951</u>	<u>26.568</u>	<u>32.353</u>	<u>21.651</u>	<u>30.379</u>	<u>237.1</u>
	PIT	58.291	55.738	31.880	32.006	230.0							
<b>8th 11</b> Sergio GARCIA Estrella Galicia 0,0 SPA Runs=1 Total laps=17 Full laps=16							<b>11th 44</b> Aron CANET Sterilgarda Max Racin SPA Runs=2 Total laps=9 Full laps=5						
1	10'22.784	38.813	33.480	22.494	32.582		1	13'10.090	40.354	34.606	22.519	32.676	
2	<b>1'53.173</b>	27.786	32.263	21.596	31.528	228.1	2	<b>1'53.806</b>	27.759	32.915	21.459	31.673	226.2
3	<b>1'51.958</b>	27.261	32.238	21.497	30.962	226.6	3	<b>1'53.055</b>	26.636	33.539	21.518	<u>31.362</u>	228.1
4	<b>1'50.828</b>	26.985	31.991	21.013	30.839	225.7	4	<u>1'50.993</u>	26.648	<u>31.936</u>	<u>21.047</u>	31.362	227.1
5	<b>1'50.485</b>	26.647	31.889	21.010	30.939	226.2	5	<b>1'53.532</b>	27.877	32.729	21.295	31.631	227.1
6	<b>1'50.805</b>	26.697	<u>31.809</u>	21.256	31.043	225.2	6	1'49.120 P	<u>26.630</u>	32.453	21.516	28.521	227.6
7	<b>1'51.029</b>	26.762	32.125	21.162	30.980	225.2	7	2'07.448	39.285	34.306	21.987	31.870	
8	<b>1'50.757</b>	26.631	31.994	21.192	30.940	226.2	8	<b>1'53.319</b>	27.231	33.131	21.532	31.425	229.0
9	<b>1'51.268</b>	26.841	32.235	21.161	31.031	226.2		PIT	27.048	34.218	22.548	27.773	<u>230.0</u>
10	<b>1'51.815</b>	26.774	32.518	21.364	31.159	226.2							
11	<b>1'53.558</b>	26.775	33.792	21.704	31.287	226.2							
12	<b>1'51.536</b>	26.773	32.386	21.342	31.035	225.7							
13	<b>1'50.920</b>	<u>26.625</u>	32.051	21.182	31.062	227.6							
14	<b>1'50.543</b>	26.636	31.892	21.303	30.712	227.6							
15	<b>1'53.938</b>	26.883	32.044	21.428	33.583	<u>228.6</u>							
16	<b>1'51.967</b>	26.914	32.362	21.522	31.169	225.7							
17	<u>1'50.325</u>	26.672	32.007	<u>20.966</u>	<u>30.680</u>	226.2							
<b>9th 54</b> Riccardo ROSSI Kömmerling Gresini M ITA Runs=2 Total laps=12 Full laps=9							<b>12th 21</b> Alonso LOPEZ Estrella Galicia 0,0 SPA Runs=1 Total laps=11 Full laps=8						
1	7'03.518	42.641	36.948	24.449	33.580		1	9'00.513	39.593	34.991	26.732	32.595	
2	<b>1'57.575</b>	29.356	33.788	22.549	31.882	218.9	2	<b>1'54.023</b>	27.838	32.713	21.870	31.602	226.6
3	<b>1'54.147</b>	28.086	32.663	22.007	31.391	227.1	3	<b>1'52.564</b>	27.274	32.252	21.520	31.518	227.1
4	<b>1'52.768</b>	27.436	32.618	21.396	31.318	228.1	4	<b>1'54.519</b>	26.923	34.053	22.105	31.438	227.1
5	<b>1'51.686</b>	26.979	32.168	21.597	30.942	229.5	5	<b>1'51.915</b>	26.738	32.446	21.309	31.422	228.6
6	<b>1'54.922</b>	28.192	33.379	21.639	31.712	223.8	6	<u>1'51.158</u>	26.857	31.836	<u>21.101</u>	<u>31.364</u>	227.6
7	<u>1'50.764</u>	<u>26.919</u>	<u>31.967</u>	<u>21.216</u>	<u>30.662</u>	228.6	7	<b>1'51.731</b>	<u>26.690</u>	<u>31.768</u>	21.581	31.692	227.1
8	15'21.603 P					230.5	8	<b>1'51.831</b>	26.803	31.991	21.241	31.796	226.2
9	2'09.955	40.857	34.358	23.018	31.722		9	<b>2'04.445</b>	26.750	42.605	22.713	32.377	226.2
10	<b>1'53.769</b>	27.871	33.111	21.849	30.938	225.2	10	1'48.924 P	27.067	32.438	22.553	26.866	225.7
11	<b>1'52.481</b>	27.256	32.689	21.442	31.094	<u>231.5</u>	11	2'10.667	38.945	34.299	25.496	31.927	
12	<b>1'51.452</b>	26.981	32.383	21.352	30.736	231.0							
<b>13th 24</b> Tatsuki SUZUKI SIC58 Squadra Corse JPN Runs=3 Total laps=12 Full laps=7							<b>10th 42</b> Marcos RAMIREZ Leopard Racing SPA Runs=3 Total laps=13 Full laps=8						
1	7'24.458	41.958	37.824	24.344	35.764		1	6'35.290	44.205	36.196	23.519	32.710	
2	1'58.945 P	29.242	35.729	24.096	29.878	223.4	2	<b>1'57.628</b>	28.547	34.243	22.691	32.147	227.1
3	2'09.456	39.698	34.745	22.563	32.450		3	<b>1'55.964</b>	28.059	33.643	22.338	31.924	230.0
4	<b>1'55.523</b>	27.617	33.370	22.315	32.221	229.5	4	<b>1'54.207</b>	27.539	33.093	22.051	31.524	231.0
5	<b>1'54.018</b>	27.319	33.209	21.897	31.593	230.5	5	1'52.068 P	28.164	35.305	22.831	25.768	227.6
6	<b>1'53.336</b>	26.990	32.827	21.938	31.581	229.0	6	2'11.103	41.625	34.056	22.737	32.685	
7	1'53.204 P	27.931	34.391	23.158	27.724	229.5	7	<b>1'53.732</b>	27.424	32.917	22.000	31.391	231.0
8	2'03.126	37.093	33.168	21.832	31.033		8	<b>1'52.921</b>	27.232	32.587	21.977	31.125	230.5
9	<b>1'51.647</b>	26.772	<u>32.266</u>	21.553	31.056	231.5	9	1'51.128 P	27.897	34.254	22.888	26.089	231.0
10	<u>1'51.397</u>	26.834	32.283	<u>21.435</u>	<u>30.845</u>	231.5	10	2'06.879	39.601	33.400	22.251	31.627	
11	<b>1'51.517</b>	<u>26.663</u>	32.390	21.466	30.998	<u>232.5</u>	11	<b>1'52.293</b>	27.211	32.576	21.819	30.687	232.5
12	<b>1'53.372</b>	26.910	32.834	21.757	31.871	232.0	12	<b>1'52.742</b>	27.167	32.550	22.117	30.908	233.0

**Fastest Lap:** Tony ARBOLINO VNE Snipers ITA **1'48.024** 25.671 31.606 20.594 30.153

These data/results cannot be reproduced, stored and/or transmitted in whole or in part by any manner of electronic, mechanical, photocopying, recording, broadcasting or otherwise now known or herein after developed without the previous express consent by the copyright owner, except for reproduction in daily press and regular printed publications on sale to the public within 60 days of the event related to those data/results and always provided that copyright symbol appears together as follows below.  
© DORNA, 2019

# Free Practice Nr. 1

# Moto3

Lap	Lap Time	T1	T2	T3	T4	Speed	Lap	Lap Time	T1	T2	T3	T4	Speed	
<b>14th 61 Can ONCU</b> Red Bull KTM Ajo TUR							13	<b>1'54.721</b>	27.607	33.014	22.315	31.785	226.2	
Runs=2 Total laps=12 Full laps=9							14	<b>1'54.375</b>	27.393	32.912	22.433	31.637	225.7	
1	6'26.596	41.699	36.970	23.966	33.262		15	<b>1'53.359</b>	27.499	32.616	21.915	31.329	226.2	
2	<b>1'57.050</b>	28.511	33.407	22.632	32.500	216.2	16	<b>1'52.345</b>	27.235	32.363	21.699	<b>31.048</b>	226.6	
3	<b>1'54.916</b>	27.641	33.031	22.212	32.032	219.7	17	<b>1'51.876</b>	<b>26.894</b>	32.137	21.693	31.152	<b>227.6</b>	
4	<b>1'59.286</b>	27.955	33.430	26.211	31.690	220.2	<b>18th 82 Stefano NEPA</b> Reale Avintia Arizona ITA							
5	<b>1'53.644</b>	27.655	32.819	21.981	31.189	222.9	Runs=2 Total laps=14 Full laps=11							
6	<b>1'53.719</b>	27.270	32.955	22.028	31.466	222.5	1	11'41.872	42.685	36.222	23.776	34.048		
7	<b>1'51.457</b>	<b>26.952</b>	<b>32.083</b>	<b>21.272</b>	<b>31.150</b>	222.9	2	<b>1'58.731</b>	29.344	34.105	22.515	32.767	220.2	
8	2'33.110 P	54.903	43.426	24.937	29.844	222.5	3	<b>1'56.251</b>	28.097	33.690	22.200	32.264	225.2	
9	2'10.871	40.547	34.616	22.852	32.856		4	<b>1'55.203</b>	27.950	32.891	22.211	32.151	227.6	
10	<b>1'56.170</b>	28.567	33.517	22.151	31.935	216.2	5	<b>1'54.139</b>	27.536	32.846	21.945	31.812	224.3	
11	<b>2'02.071</b>	27.569	39.338	22.773	32.391	225.2	6	<b>1'56.173</b>	28.889	33.661	21.821	31.802	223.4	
12	<b>1'54.645</b>	27.521	33.353	22.057	31.714	<b>230.5</b>	7	<b>1'53.542</b>	27.328	32.744	21.525	31.945	224.8	
<b>15th 23 Niccolò ANTONELL</b> SIC58 Squadra Corse ITA							8	<b>1'53.220</b>	27.361	32.674	21.462	31.723	223.4	
Runs=2 Total laps=8 Full laps=5							9	<b>1'52.676</b>	27.218	32.511	21.570	31.377	224.3	
1	8'35.643	44.176	36.931	23.134	33.337		10	1'53.836 P	<b>26.917</b>	35.925	24.138	26.856	225.2	
2	<b>1'56.150</b>	28.104	33.675	22.431	31.940	229.5	11	2'06.001	38.707	33.368	21.940	31.986		
3	<b>1'53.490</b>	27.304	32.959	21.857	31.370	230.0	12	<b>1'52.646</b>	27.231	32.603	21.561	31.251	225.7	
4	<b>1'51.565</b>	26.741	32.309	<b>21.582</b>	<b>30.933</b>	<b>235.5</b>	13	<b>1'51.933</b>	27.109	<b>32.398</b>	21.230	<b>31.196</b>	<b>229.0</b>	
5	2'00.027 P	<b>26.551</b>	<b>32.154</b>			234.0	14	<b>1'51.968</b>	26.918	32.571	<b>21.221</b>	31.258	229.0	
6	2'14.432	42.877	35.109	22.796	33.650		<b>19th 13 Celestino VIETTI</b> SKY Racing Team VR ITA							
7	<b>1'58.949</b>	27.879	35.336	23.432	32.302	229.0	Runs=2 Total laps=16 Full laps=13							
8	<b>1'55.684</b>	27.619	33.664	22.561	31.840	232.5	1	6'49.362	41.877	36.703	25.067	35.821		
<b>16th 84 Jakub KORNFEIL</b> Redox PruestelGP CZE							2	<b>1'59.281</b>	29.351	34.041	23.085	32.804	218.9	
Runs=2 Total laps=12 Full laps=9							3	<b>1'55.990</b>	28.300	32.919	22.583	32.188	221.5	
1	13'44.352	43.581	35.100	22.431	32.101		4	<b>1'55.111</b>	28.278	32.660	22.523	31.650	222.9	
2	<b>1'54.901</b>	28.219	33.071	21.816	31.795	224.8	5	<b>1'53.866</b>	27.663	32.602	22.097	31.504	225.2	
3	<b>1'54.084</b>	27.700	33.157	21.663	31.564	225.7	6	<b>1'52.909</b>	27.345	32.510	22.005	<b>31.049</b>	224.3	
4	<b>1'53.188</b>	27.374	32.726	21.599	31.489	<b>228.1</b>	7	<b>1'52.835</b>	27.340	32.243	21.623	31.629	225.2	
5	<b>1'53.010</b>	27.326	32.662	<b>21.318</b>	31.704	225.2	8	1'51.118 P	29.020	33.391	23.211	25.496	219.3	
6	1'49.477 P	27.309	32.962	22.128	27.078	222.5	9	2'12.743	41.657	34.975	22.997	33.114		
7	2'06.841	37.864	34.565	22.349	32.063		10	<b>1'57.811</b>	28.246	33.395	22.921	33.249	220.2	
8	<b>1'53.339</b>	27.299	32.955	21.546	31.539	225.7	11	<b>1'54.882</b>	27.703	33.113	22.234	31.832	221.5	
9	<b>1'53.272</b>	27.268	32.940	21.583	31.481	225.7	12	<b>1'54.586</b>	27.615	33.088	22.258	31.625	226.2	
10	<b>1'52.608</b>	27.274	32.707	21.336	31.291	224.8	13	<b>1'53.310</b>	27.501	32.613	21.885	31.311	228.1	
11	<b>1'52.395</b>	27.395	32.560	21.454	<b>30.986</b>	227.1	14	<b>1'53.092</b>	27.499	32.745	21.739	31.109	227.6	
12	<b>1'51.743</b>	<b>26.896</b>	<b>32.360</b>	21.374	31.113	225.7	15	<b>1'53.023</b>	27.300	32.631	<b>21.600</b>	31.492	<b>230.5</b>	
<b>17th 76 Makar YURCHENK</b> BOE Skull Rider Mug KAZ							16	<b>1'51.949</b>	<b>27.042</b>	<b>32.154</b>	21.654	31.099	230.0	
Runs=2 Total laps=17 Full laps=14							<b>20th 12 Filip SALAC</b> Redox PruestelGP CZE							
1	4'23.578	43.179	37.131	24.468	35.349		Runs=2 Total laps=12 Full laps=8							
2	<b>2'02.663</b>	30.345	35.575	23.359	33.384	210.4	1	11'17.553	40.251	35.903	23.135	32.954		
3	<b>1'57.664</b>	28.719	33.968	22.731	32.246	216.7	2	<b>1'58.206</b>	28.232	34.406	22.908	32.660	225.7	
4	<b>1'56.946</b>	28.115	33.416	23.204	32.211	219.3	3	<b>1'57.362</b>	28.517	33.732	22.527	32.586	224.8	
5	<b>1'55.163</b>	27.857	33.070	22.194	32.042	223.8	4	1'53.063 P	29.073	34.206	23.355	26.429	218.9	
6	<b>1'54.518</b>	27.940	32.771	22.238	31.569	225.7	5	2'10.093	38.856	35.761	22.695	32.781		
7	<b>1'56.321</b>	27.320	32.441	22.886	33.674	226.2	6	<b>1'56.684</b>	28.029	34.069	22.431	32.155	222.9	
8	<b>1'52.902</b>	27.292	32.608	<b>21.621</b>	31.381	225.7	7	<b>1'55.093</b>	27.778	33.273	22.145	31.897	224.8	
9	<b>1'52.819</b>	27.209	32.445	21.776	31.389	225.2	8	<b>1'53.796</b>	27.393	32.999	21.988	31.416	225.2	
10	<b>1'52.594</b>	27.294	<b>32.135</b>	21.735	31.430	224.8	9	<b>1'53.226</b>	27.420	<b>32.579</b>	21.693	31.534	227.6	
11	1'52.496 P	27.639	35.149	22.649	27.059	225.2	10	<b>1'52.093</b>	<b>26.849</b>	32.629	21.712	<b>30.903</b>	227.1	
12	2'11.497	41.826	34.148	23.315	32.208		11	<b>1'52.820</b>	27.408	32.915	<b>21.447</b>	31.050	<b>232.0</b>	
									<b>PIT</b>	26.946	1'19.840	32.609	31.048	227.6

**Fastest Lap:** Tony ARBOLINO VNE Snipers ITA **1'48.024** 25.671 31.606 20.594 30.153

These data/results cannot be reproduced, stored and/or transmitted in whole or in part by any manner of electronic, mechanical, photocopying, recording, broadcasting or otherwise now known or herein after developed without the previous express consent by the copyright owner, except for reproduction in daily press and regular printed publications on sale to the public within 60 days of the event related to those data/results and always provided that copyright symbol appears together as follows below.  
© DORNA, 2019

Official MotoGP Timing by TISSOT  
www.motogp.com

Phillip Island, Friday, October 25, 2019

Page 3 of 5



## Free Practice Nr. 1

## Moto3

Lap	Lap Time	T1	T2	T3	T4	Speed	Lap	Lap Time	T1	T2	T3	T4	Speed
<b>21st</b>	<b>79</b>	Ai OGURA Honda Team Asia JPN					1	6'03.215	43.118	38.570	25.408	35.287	
		Runs=2	Total laps=16	Full laps=13			2	<b>1'59.700</b>	29.238	34.543	23.349	32.570 220.6	
1	6'30.639	47.138	39.214	24.545	34.763		3	<b>1'57.471</b>	28.526	33.858	22.616	32.471 224.3	
2	<b>2'00.442</b>	29.490	34.740	22.963	33.249 218.0		4	<b>1'56.021</b>	28.248	33.400	22.300	32.073 226.2	
3	<b>1'57.751</b>	28.429	34.051	22.859	32.412 225.2		5	<b>1'54.743</b>	27.720	33.428	22.053	31.542 226.6	
4	<b>1'56.372</b>	28.370	33.462	22.477	32.063 226.6		6	1'53.468 P	27.834	33.988	23.607	28.039 228.1	
5	<b>1'54.083</b>	27.564	32.958	21.943	31.618 226.2		7	2'19.340	41.997	35.839	24.447	37.057	
6	<b>1'55.248</b>	27.670	33.440	22.143	31.995 228.1		8	<b>2'04.903</b>	29.062	34.828	23.483	37.530 223.4	
7	<b>1'54.090</b>	27.571	33.224	21.852	31.443 228.1		9	<b>1'58.307</b>	28.790	33.929	22.891	32.697 224.8	
8	1'56.402 P	28.722	35.015	23.260	29.405 227.6		10	<b>1'55.278</b>	27.638	33.093	22.435	32.112 228.1	
9	2'15.656	43.898	35.420	23.305	33.033		11	<b>2'01.590</b>	27.968	37.443	23.306	32.873 228.1	
10	<b>1'54.541</b>	27.500	33.439	21.933	31.669 227.1		12	<b>1'59.375</b>	28.112	33.514	23.437	34.312 228.1	
11	<b>1'53.078</b>	27.325	32.947	21.579	31.227 229.0		13	<b>1'53.358</b>	27.443	32.790	21.979	31.146 229.0	
12	<b>1'53.632</b>	27.271	33.012	21.646	31.703 229.5		14	<b>1'53.444</b>	27.081	32.634	22.143	31.586 227.6	
13	<b>1'53.372</b>	27.334	33.107	21.559	31.372 229.0								
14	<b>1'53.887</b>	27.510	33.238	21.671	31.468 231.5		<b>25th</b>	<b>5</b>	Jaume MASIA Mugen Race SPA				
15	<b>1'52.978</b>	27.145	33.227	21.534	31.072 230.0				Runs=2	Total laps=13	Full laps=9		
16	<b>1'52.523</b>	27.080	32.888	21.435	31.120 231.5		1	11'15.754	43.425	38.433	23.971	34.625	
							2	<b>2'02.371</b>	29.324	35.850	23.436	33.761 220.2	
<b>22nd</b>	<b>69</b>	Tom BOOTH-AMOS CIP Green Power GBR					3	<b>1'57.547</b>	28.543	34.375	22.255	32.374 222.9	
		Runs=2	Total laps=14	Full laps=11			4	<b>1'57.218</b>	27.702	34.374	22.521	32.621 226.6	
1	9'23.629	43.597	37.660	24.307	35.334		5	<b>1'55.300</b>	27.861	33.344	21.857	32.238 227.6	
2	<b>2'00.830</b>	29.538	35.027	22.922	33.343 218.9		6	1'56.928 P	27.837	35.372	23.794	29.925 224.3	
3	<b>1'57.632</b>	28.686	33.918	22.409	32.619 223.8		7	2'12.230	41.123	35.684	22.721	32.702	
4	<b>1'54.923</b>	27.987	33.178	21.723	32.035 223.8		8	<b>1'55.303</b>	27.393	33.534	22.231	32.145 226.2	
5	<b>1'54.650</b>	27.480	32.754	22.198	32.218 226.6		9	<b>1'54.118</b>	27.300	33.267	21.839	31.712 228.1	
6	<b>1'54.485</b>	27.642	32.920	21.895	32.028 222.9		10	<b>1'53.639</b>	27.124	33.434	21.605	31.476 231.0	
7	1'57.308 P	28.807	37.639	23.057	27.805 220.2		11	<b>1'53.608</b>	27.136	33.374	21.669	31.429 231.0	
8	2'16.712	40.280	36.686	24.007	35.739		12	<b>1'53.577</b>	27.230	33.059	21.662	31.626 231.5	
9	<b>1'58.039</b>	28.612	33.964	22.872	32.591 224.3			<b>PIT</b>	27.463	33.376	22.405	26.523 231.0	
10	<b>1'55.504</b>	27.640	33.317	22.203	32.344 229.5		<b>26th</b>	<b>7</b>	Dennis FOGGIA SKY Racing Team VR ITA				
11	<b>1'54.383</b>	27.589	33.104	21.810	31.880 225.2				Runs=2	Total laps=16	Full laps=13		
12	<b>1'54.169</b>	27.248	32.940	21.845	32.136 226.2		1	6'41.907	40.260	35.788	24.093	34.284	
13	<b>1'52.833</b>	26.965	32.590	21.545	31.733 226.6		2	<b>2'00.726</b>	29.958	34.585	23.274	32.909 221.1	
14	<b>1'52.595</b>	27.154	32.548	21.387	31.506 227.1		3	<b>1'56.509</b>	28.108	33.423	22.503	32.475 226.2	
							4	<b>1'55.810</b>	27.975	33.171	22.234	32.430 225.7	
<b>23rd</b>	<b>71</b>	Ayumu SASAKI Petronas Sprinta Raci JPN					5	<b>1'56.820</b>	28.108	34.485	22.395	31.832 225.7	
		Runs=2	Total laps=15	Full laps=12			6	<b>1'53.861</b>	27.371	32.697	21.852	31.941 229.0	
1	8'30.656	38.233	34.364	22.345	33.114		7	<b>1'54.327</b>	27.312	32.749	21.782	32.484 226.2	
2	<b>1'57.569</b>	28.230	34.025	22.628	32.686 222.0		8	<b>1'58.564</b>	28.142	36.293	21.960	32.169 228.6	
3	<b>1'54.868</b>	27.648	33.212	22.093	31.915 224.3		9	1'48.491 P	27.595	32.943	21.966	25.987 227.6	
4	<b>1'52.815</b>	27.217	32.448	21.748	31.402 226.2		10	2'09.263	38.294	33.862	23.461	33.646	
5	<b>1'54.190</b>	27.137	33.308	21.879	31.866 225.7		11	<b>1'54.749</b>	27.505	33.114	22.046	32.084 226.2	
6	<b>1'53.797</b>	27.406	33.146	21.827	31.418 226.6		12	<b>1'55.279</b>	27.356	33.609	22.073	32.241 229.0	
7	<b>1'53.755</b>	27.198	33.247	21.826	31.484 226.6		13	<b>1'55.172</b>	27.621	33.310	22.180	32.061 229.0	
8	<b>1'54.033</b>	27.142	32.919	21.873	32.099 226.2		14	<b>1'55.987</b>	27.705	33.326	22.053	32.903 228.6	
9	1'49.503 P	27.312	33.611	22.252	26.328 226.2		15	<b>1'53.673</b>	27.166	33.156	21.772	31.579 230.0	
10	2'05.879	38.216	33.648	22.004	32.011		16	<b>1'54.563</b>	27.528	33.229	21.832	31.974 230.0	
11	<b>1'54.558</b>	27.341	33.323	22.046	31.848 227.6		<b>27th</b>	<b>27</b>	Kaito TOBA Honda Team Asia JPN				
12	<b>1'53.078</b>	27.047	33.027	21.740	31.264 227.1				Runs=2	Total laps=16	Full laps=13		
13	<b>1'54.048</b>	27.167	33.739	21.858	31.284 227.1		1	5'11.546	47.145	38.859	24.559	35.290	
14	<b>1'53.360</b>	27.454	33.053	21.515	31.338 227.6		2	<b>2'02.809</b>	29.718	35.620	23.497	33.974 220.6	
15	<b>1'53.088</b>	27.177	32.821	21.632	31.458 228.1		3	<b>1'59.998</b>	28.236	34.472	23.200	34.090 224.3	
							4	<b>2'01.893</b>	28.355	35.260	24.006	34.272 225.2	
<b>24th</b>	<b>25</b>	Raul FERNANDEZ Gaviota Angel Nieto T SPA											
		Runs=2	Total laps=14	Full laps=11									

**Fastest Lap:** Tony ARBOLINO VNE Snipers ITA **1'48.024** 25.671 31.606 20.594 30.153

These data/results cannot be reproduced, stored and/or transmitted in whole or in part by any manner of electronic, mechanical, photocopying, recording, broadcasting or otherwise now known or herein after developed without the previous express consent by the copyright owner, except for reproduction in daily press and regular printed publications on sale to the public within 60 days of the event related to those data/results and always provided that copyright symbol appears together as follows below.  
© DORNA, 2019

# Free Practice Nr. 1

Moto3

Lap	Lap Time	T1	T2	T3	T4	Speed
5	<b>2'00.809</b>	29.021	35.477	23.272	33.039	226.2
6	<b>1'57.907</b>	28.558	34.408	22.507	32.434	228.6
7	<b>1'57.753</b>	28.179	33.954	22.820	32.800	229.5
8	<b>1'55.789</b>	27.897	33.846	21.917	32.129	229.0
9	1'56.991 P	27.810	34.406	23.276	31.499	228.1
10	2'20.960	45.699	36.515	24.256	34.490	
11	<b>1'59.661</b>	28.764	34.756	22.907	33.234	227.6
12	<b>1'56.670</b>	28.272	33.761	22.353	32.284	226.2
13	<b>1'54.967</b>	27.744	33.477	22.036	31.710	229.5
14	<b>1'54.435</b>	27.482	33.261	22.023	31.669	231.0
15	<b>1'56.451</b>	27.617	34.180	22.447	32.207	232.5
16	<b>1'53.684</b>	27.340	32.899	21.751	31.694	232.0

Lap	Lap Time	T1	T2	T3	T4	Speed	
<b>31st</b>	<b>9</b>	<b>Yanni SHAW</b>				Double Six Motor Spo	AUS
		Runs=2	Total laps=3	Full laps=0			
1	6'28.028	41.271	38.371	23.768	34.318		
2	31'58.283 P	28.661	34.165	21.877	33.580	207.9	
3	2'17.902	42.713	37.081	23.743	34.365		

Lap	Lap Time	T1	T2	T3	T4	Speed	
<b>28th</b>	<b>22</b>	<b>Kazuki MASAKI</b>				BOE Skull Rider Mug	JPN
		Runs=2	Total laps=16	Full laps=13			
1	5'49.305	41.570	35.480	23.474	33.557		
2	<b>1'58.564</b>	29.194	34.068	22.876	32.426	215.4	
3	<b>1'57.769</b>	28.706	33.932	22.644	32.487	222.0	
4	<b>1'56.559</b>	28.252	33.627	22.269	32.411	222.9	
5	<b>1'57.629</b>	28.850	33.796	22.534	32.449	222.0	
6	<b>1'56.769</b>	28.534	33.495	22.375	32.365	222.9	
7	<b>1'56.396</b>	28.473	33.507	22.358	32.058	222.9	
8	<b>1'55.529</b>	28.129	33.037	22.308	32.055	226.2	
9	<b>1'55.496</b>	27.931	33.425	22.135	32.005	222.0	
10	<b>1'55.978</b>	27.791	33.477	22.325	32.385	224.8	
11	1'55.865 P	28.555	34.195	22.508	30.607	222.0	
12	2'06.374	38.564	34.072	22.159	31.579		
13	<b>1'54.981</b>	27.852	33.408	22.035	31.686	228.1	
14	<b>1'55.393</b>	27.552	33.999	22.164	31.678	229.5	
15	<b>1'55.344</b>	27.739	33.530	22.097	31.978	227.6	
16	<b>1'54.032</b>	27.655	32.937	21.771	31.669	225.2	

Lap	Lap Time	T1	T2	T3	T4	Speed	
<b>29th</b>	<b>75</b>	<b>Albert ARENAS</b>				Gaviota Angel Nieto T	SPA
		Runs=2	Total laps=9	Full laps=6			
1	10'22.118	44.189	36.034	23.314	33.560		
2	<b>1'56.854</b>	29.000	33.530	22.456	31.868	220.2	
3	<b>1'54.102</b>	27.678	33.033	21.919	31.472	224.8	
4	2'35.496 P	27.072	1'06.688	34.146	27.590	227.1	
5	2'13.725	40.766	35.369	23.746	33.844		
6	<b>1'58.368</b>	28.843	34.264	22.690	32.571	221.1	
7	<b>1'56.333</b>	28.302	33.740	22.124	32.167	222.5	
8	<b>1'56.211</b>	27.930	33.834	22.374	32.073	222.9	
9	<b>2'42.264</b>		23.459	33.121	225.2		

Lap	Lap Time	T1	T2	T3	T4	Speed	
<b>30th</b>	<b>15</b>	<b>Rogan CHANDLER</b>				Double Six Motor Spo	NZE
		Runs=2	Total laps=8	Full laps=5			
1	5'34.034 P	58.666	46.244	28.967	35.238		
2	2'37.797	53.739	41.313	25.819	36.926		
3	<b>2'09.195</b>	31.057	37.422	24.872	35.844	206.7	
4	<b>2'05.446</b>	30.683	36.712	23.822	34.229	205.2	
5	<b>2'03.752</b>	29.819	36.187	23.643	34.103	209.5	
6	<b>2'01.505</b>	29.496	35.459	23.021	33.529	209.1	
7	<b>2'01.257</b>	29.256	35.144	23.155	33.702	210.4	
	PIT	30.064	37.364	24.920	30.649	211.6	

**Fastest Lap:** Tony ARBOLINO VNE Snipers ITA **1'48.024** 25.671 31.606 20.594 30.153

These data/results cannot be reproduced, stored and/or transmitted in whole or in part by any manner of electronic, mechanical, photocopying, recording, broadcasting or otherwise now known or herein after developed without the previous express consent by the copyright owner, except for reproduction in daily press and regular printed publications on sale to the public within 60 days of the event related to those data/results and always provided that copyright symbol appears together as follows below.  
© DORNA, 2019


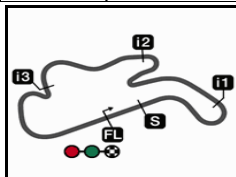
Official MotoGP Timing by TISSOT  
www.motogp.com

Phillip Island, Friday, October 25, 2019

Page 5 of 5



Phillip Island

Results and timing service provided by  TISSOT

4448 m.

## PRAMAC GENERAC AUSTRALIAN MOTORCYCLE GP

## Free Practice Nr. 1

## Best Partial Times

Moto3™

IT Ideal Lap Time, sum of the best partial times

BT Best Lap Time

T1		T2		T3		T4				IT		BT	
Pos	Rider	Time	Rider	Time	Rider	Time	Rider	Time	Pos	Rider	IT	BT	
1	T.ARBOLINO	25.671	T.ARBOLINO	31.467	T.ARBOLINO	20.594	T.ARBOLINO	30.153	1	T.ARBOLINO	1'47.885	1'48.024	(1)
2	L.DALLA PORTA	25.935	J.MCPHEE	31.498	J.MCPHEE	20.840	L.DALLA PORTA	30.256	2	L.DALLA POR	1'48.724	1'48.764	(2)
3	R.FENATI	26.161	D.BINDER	31.502	R.FENATI	20.851	J.MCPHEE	30.333	3	J.MCPHEE	1'48.854	1'49.482	(5)
4	J.MCPHEE	26.183	R.FENATI	31.620	L.DALLA PORTA	20.876	M.RAMIREZ	30.379	4	R.FENATI	1'49.085	1'49.085	(3)
5	G.RODRIGO	26.218	L.DALLA PORTA	31.657	G.RODRIGO	20.951	R.FENATI	30.453	5	D.BINDER	1'49.348	1'49.348	(4)
6	A.MIGNO	26.376	A.LOPEZ	31.768	S.GARCIA	20.966	D.BINDER	30.458	6	G.RODRIGO	1'49.672	1'49.695	(6)
7	D.BINDER	26.413	S.GARCIA	31.809	D.BINDER	20.975	G.RODRIGO	30.568	7	A.MIGNO	1'49.937	1'50.289	(7)
8	N.ANTONELLI	26.551	A.MIGNO	31.880	A.MIGNO	21.040	A.MIGNO	30.641	8	S.GARCIA	1'50.080	1'50.325	(8)
9	M.RAMIREZ	26.568	G.RODRIGO	31.935	A.CANET	21.047	R.ROSSI	30.662	9	R.ROSSI	1'50.764	1'50.764	(9)
10	S.GARCIA	26.625	A.CANET	31.936	A.LOPEZ	21.101	S.GARCIA	30.680	10	A.LOPEZ	1'50.923	1'51.158	(12)
11	A.CANET	26.630	R.ROSSI	31.967	R.ROSSI	21.216	T.SUZUKI	30.845	11	M.RAMIREZ	1'50.951	1'50.951	(10)
12	T.SUZUKI	26.663	C.ONCU	32.083	S.NEPA	21.221	F.SALAC	30.903	12	A.CANET	1'50.975	1'50.993	(11)
13	A.LOPEZ	26.690	M.YURCHENKO	32.135	C.ONCU	21.272	N.ANTONELLI	30.933	13	T.SUZUKI	1'51.209	1'51.397	(13)
14	F.SALAC	26.849	C.VIETTI	32.154	J.KORNFEIL	21.318	J.KORNFEIL	30.986	14	N.ANTONELLI	1'51.220	1'51.565	(15)
15	M.YURCHENKO	26.894	N.ANTONELLI	32.154	T.BOOTH-AMOS	21.387	M.YURCHENKO	31.048	15	C.ONCU	1'51.457	1'51.457	(14)
16	J.KORNFEIL	26.896	T.SUZUKI	32.266	T.SUZUKI	21.435	C.VIETTI	31.049	16	J.KORNFEIL	1'51.560	1'51.743	(16)
17	S.NEPA	26.917	M.RAMIREZ	32.353	A.OGURA	21.435	A.OGURA	31.072	17	M.YURCHENK	1'51.698	1'51.876	(17)
18	R.ROSSI	26.919	J.KORNFEIL	32.360	F.SALAC	21.447	R.FERNANDEZ	31.146	18	S.NEPA	1'51.732	1'51.933	(18)
19	C.ONCU	26.952	S.NEPA	32.398	A.SASAKI	21.515	C.ONCU	31.150	19	F.SALAC	1'51.778	1'52.093	(20)
20	T.BOOTH-AMOS	26.965	A.SASAKI	32.448	N.ANTONELLI	21.582	S.NEPA	31.196	20	C.VIETTI	1'51.845	1'51.949	(19)
21	C.VIETTI	27.042	T.BOOTH-AMOS	32.548	C.VIETTI	21.600	A.SASAKI	31.264	21	A.SASAKI	1'52.274	1'52.815	(23)
22	A.SASAKI	27.047	F.SALAC	32.579	J.MASIA	21.605	A.CANET	31.362	22	T.BOOTH-AMO	1'52.406	1'52.595	(22)
23	A.ARENAS	27.072	R.FERNANDEZ	32.634	M.YURCHENKO	21.621	A.LOPEZ	31.364	23	A.OGURA	1'52.475	1'52.523	(21)
24	A.OGURA	27.080	D.FOGGIA	32.697	M.RAMIREZ	21.651	J.MASIA	31.429	24	R.FERNANDEZ	1'52.840	1'53.358	(24)

These data/results cannot be reproduced, stored and/or transmitted in whole or in part by any manner of electronic, mechanical, photocopying, recording, broadcasting or otherwise now known or herein after developed without the previous express consent by the copyright owner, except for reproduction in daily press and regular printed publications on sale to the public within 60 days of the event related to those data/results and always provided that copyright symbol appears together as follows below.


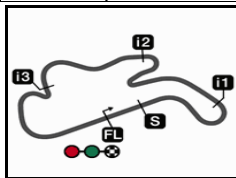
© DORNA, 2019

Official MotoGP Timing by TISSOT  
www.motogp.com





Phillip Island

Results and timing service provided by  **TISSOT**

4448 m.

**PRAMAC GENERAC AUSTRALIAN MOTORCYCLE GP****Free Practice Nr. 1****Best Partial Times****Moto3™***IT* Ideal Lap Time, sum of the best partial times*BT* Best Lap Time


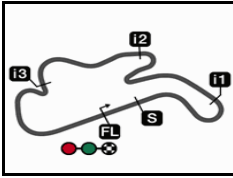
<b>T1</b>		<b>T2</b>		<b>T3</b>		<b>T4</b>				<i>IT</i>	<i>BT</i>	
<i>Pos</i>	<i>Rider</i>	<i>Time</i>	<i>Rider</i>	<i>Time</i>	<i>Rider</i>	<i>Time</i>	<i>Rider</i>	<i>Time</i>	<i>Pos</i>	<i>Rider</i>		
25	R.FERNANDEZ	27.081	A.OGURA	32.888	K.TOBA	21.751	A.ARENAS	31.472	25	<b>D.FOGGIA</b>	1'53.214	1'53.673 (26)
26	<b>J.MASIA</b>	<b>27.124</b>	<b>K.TOBA</b>	<b>32.899</b>	<b>K.MASAKI</b>	<b>21.771</b>	<b>T.BOOTH-AMOS</b>	<b>31.506</b>	26	<b>J.MASIA</b>	1'53.217	1'53.577 (25)
27	D.FOGGIA	27.166	K.MASAKI	32.937	D.FOGGIA	21.772	D.FOGGIA	31.579	27	<b>A.ARENAS</b>	1'53.496	1'54.102 (29)
28	<b>K.TOBA</b>	<b>27.340</b>	<b>A.ARENAS</b>	<b>33.033</b>	<b>Y.SHAW</b>	<b>21.877</b>	<b>K.MASAKI</b>	<b>31.579</b>	28	<b>K.TOBA</b>	1'53.659	1'53.684 (27)
29	K.MASAKI	27.552	J.MASIA	33.059	A.ARENAS	21.919	K.TOBA	31.669	29	<b>K.MASAKI</b>	1'53.839	1'54.032 (28)
30	<b>Y.SHAW</b>	<b>28.661</b>	<b>Y.SHAW</b>	<b>34.165</b>	<b>R.FERNANDEZ</b>	<b>21.979</b>	<b>R.CHANDLER</b>	<b>33.529</b>	30	<b>R.CHANDLER</b>	2'00.950	(-1)
31	R.CHANDLER	29.256	R.CHANDLER	35.144	R.CHANDLER	23.021	Y.SHAW	34.318	-1	<b>Y.SHAW</b>		(-1)

These data/results cannot be reproduced, stored and/or transmitted in whole or in part by any manner of electronic, mechanical, photocopying, recording, broadcasting or otherwise now known or herein after developed without the previous express consent by the copyright owner, except for reproduction in daily press and regular printed publications on sale to the public within 60 days of the event related to those data/results and always provided that copyright symbol appears together as follows below.  
© DORNA, 2019

Official MotoGP Timing by **TISSOT**  
www.motogp.com




Phillip Island

Results and timing service provided by **Moto3™**

4448 m.

**PRAMAC GENERAC AUSTRALIAN MOTORCYCLE GP****Free Practice Nr. 1****Fastest Laps Sequence**

<i>Practice Time</i>	 <i>Rider</i>	<i>Nation</i>	<i>Motorcycle</i>	<i>Time</i>	<i>Km/h</i>	<i>Rider's Lap</i>
<b>6'26.241</b>	76 <b>Makar YURCHENKO</b>	KAZ	KTM	<b>2'02.663</b>	130.5	2
<b>7'47.869</b>	22 <b>Kazuki MASAKI</b>	JPN	KTM	<b>1'58.564</b>	135.0	2
<b>8'23.646</b>	61 <b>Can ONCU</b>	TUR	KTM	<b>1'57.050</b>	136.8	2
<b>8'41.078</b>	17 <b>John MCPHEE</b>	GBR	HONDA	<b>1'53.000</b>	141.7	2
<b>8'57.913</b>	14 <b>Tony ARBOLINO</b>	ITA	HONDA	<b>1'51.430</b>	143.7	2
<b>10'31.787</b>	17 <b>John MCPHEE</b>	GBR	HONDA	<b>1'50.709</b>	144.6	3
<b>10'47.827</b>	14 <b>Tony ARBOLINO</b>	ITA	HONDA	<b>1'49.914</b>	145.6	3
<b>14'12.943</b>	17 <b>John MCPHEE</b>	GBR	HONDA	<b>1'49.736</b>	145.9	5
<b>14'27.072</b>	55 <b>Romano FENATI</b>	ITA	HONDA	<b>1'49.085</b>	146.7	5
<b>16'18.252</b>	14 <b>Tony ARBOLINO</b>	ITA	HONDA	<b>1'48.221</b>	147.9	6
<b>18'06.276</b>	14 <b>Tony ARBOLINO</b>	ITA	HONDA	<b>1'48.024</b>	148.2	7

These data/results cannot be reproduced, stored and/or transmitted in whole or in part by any manner of electronic, mechanical, photocopying, recording, broadcasting or otherwise now known or herein after developed without the previous express consent by the copyright owner, except for reproduction in daily press and regular printed publications on sale to the public within 60 days of the event related to those data/results and always provided that copyright symbol appears together as follows below.

© DORNA, 2019

Official MotoGP Timing by TISSOT  
www.motogp.com

Phillip Island, Friday, October 25, 2019