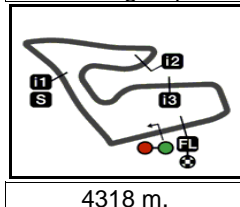


## myWorld MOTORRAD GRAND PRIX VON ÖSTERREICH


## Free Practice Nr. 1

## Classification

3



4318 m.

		Rider	Nation	Team	Motorcycle	Time	Lap Total	Gap	Top Speed
1	40	Augusto FERNANDEZ	SPA	FLEXBOX HP 40	KALEX	<b>1'29.264</b>	18 22		<b>260.8</b>
2	27	Iker LECUONA	SPA	American Racing KTM	KTM	<b>1'29.310</b>	18 20	0.046 0.046	<b>257.7</b>
3	23	Marcel SCHROTTER	GER	Dynavolt Intact GP	KALEX	<b>1'29.336</b>	17 17	0.072 0.026	<b>260.2</b>
4	41	Brad BINDER	RSA	Red Bull KTM Ajo	KTM	<b>1'29.359</b>	17 22	0.095 0.023	<b>259.6</b>
5	10	Luca MARINI	ITA	SKY Racing Team VR46	KALEX	<b>1'29.452</b>	20 21	0.188 0.093	<b>263.4</b>
6	54	Mattia PASINI	ITA	Tasca Racing Scuderia Moto2	KALEX	<b>1'29.454</b>	17 18	0.190 0.002	<b>262.1</b>
7	7	Lorenzo BALDASSARRI	ITA	FLEXBOX HP 40	KALEX	<b>1'29.462</b>	17 24	0.198 0.008	<b>260.2</b>
8	9	Jorge NAVARRO	SPA	Beta Tools Speed Up	SPEED UP	<b>1'29.525</b>	15 15	0.261 0.063	<b>262.7</b>
9	73	Alex MARQUEZ	SPA	EG 0,0 Marc VDS	KALEX	<b>1'29.537</b>	16 22	0.273 0.012	<b>260.2</b>
10	5	Andrea LOCATELLI	ITA	Italtrans Racing Team	KALEX	<b>1'29.559</b>	21 21	0.295 0.022	<b>261.5</b>
11	94	Jonas FOLGER	GER	Petronas Sprinta Racing	KALEX	<b>1'29.573</b>	22 22	0.309 0.014	<b>261.5</b>
12	12	Thomas LUTHI	SWI	Dynavolt Intact GP	KALEX	<b>1'29.584</b>	14 19	0.320 0.011	<b>260.8</b>
13	97	Xavi VIERGE	SPA	EG 0,0 Marc VDS	KALEX	<b>1'29.660</b>	16 21	0.396 0.076	<b>263.4</b>
14	11	Nicolo BULEGA	ITA	SKY Racing Team VR46	KALEX	<b>1'29.664</b>	21 21	0.400 0.004	<b>262.7</b>
15	22	Sam LOWES	GBR	Federal Oil Gresini Moto2	KALEX	<b>1'29.680</b>	21 22	0.416 0.016	<b>258.9</b>
16	88	Jorge MARTIN	SPA	Red Bull KTM Ajo	KTM	<b>1'29.738</b>	15 20	0.474 0.058	<b>258.9</b>
17	87	Remy GARDNER	AUS	ONEXOX TKKR SAG Team	KALEX	<b>1'29.746</b>	9 19	0.482 0.008	<b>260.8</b>
18	33	Enea BASTIANINI	ITA	Italtrans Racing Team	KALEX	<b>1'29.753</b>	17 17	0.489 0.007	<b>262.1</b>
19	45	Tetsuta NAGASHIMA	JPN	ONEXOX TKKR SAG Team	KALEX	<b>1'29.834</b>	7 21	0.570 0.081	<b>264.0</b>
20	62	Stefano MANZI	ITA	MV Agusta Temporary Forward	MV AGUSTA	<b>1'29.871</b>	18 19	0.607 0.037	<b>262.1</b>
21	21	Fabio DI GIANNANTONIO	ITA	Beta Tools Speed Up	SPEED UP	<b>1'30.001</b>	16 20	0.737 0.130	<b>257.1</b>
22	35	Somkiat CHANTRA	THA	IDEMITSU Honda Team Asia	KALEX	<b>1'30.134</b>	14 21	0.870 0.133	<b>259.6</b>
23	72	Marco BEZZECCHI	ITA	Red Bull KTM Tech 3	KTM	<b>1'30.152</b>	16 19	0.888 0.018	<b>264.0</b>
24	77	Dominique AEGERTER	SWI	MV Agusta Temporary Forward	MV AGUSTA	<b>1'30.173</b>	15 15	0.909 0.021	<b>255.3</b>
25	64	Bo BENDSNEYDER	NED	NTS RW Racing GP	NTS	<b>1'30.234</b>	22 22	0.970 0.061	<b>259.6</b>
26	4	Steven ODENDAAL	RSA	NTS RW Racing GP	NTS	<b>1'30.557</b>	19 19	1.293 0.323	<b>257.1</b>
27	65	Philipp OETTL	GER	Red Bull KTM Tech 3	KTM	<b>1'30.888</b>	19 19	1.624 0.331	<b>261.5</b>
28	16	Joe ROBERTS	USA	American Racing KTM	KTM	<b>1'31.160</b>	19 19	1.896 0.272	<b>256.5</b>
29	18	Xavi CARDELUS	AND	Sama Qatar Angel Nieto Team	KTM	<b>1'32.094</b>	19 19	2.830 0.934	<b>256.5</b>
30	3	Lukas TULOVIC	GER	Kiefer Racing	KTM	<b>1'32.264</b>	11 20	3.000 0.170	<b>257.7</b>
31	19	Teppeï NAGOE	JPN	IDEMITSU Honda Team Asia	KALEX	<b>1'32.502</b>	18 20	3.238 0.238	<b>255.9</b>
<b>Not classified</b>									
	96	Jake DIXON	GBR	Sama Qatar Angel Nieto Team	KTM				

Practice condition: **Dry**Air: **25°**Humidity: **58%**Ground: **38°**

<b>Fastest Lap:</b>	Lap: 18	<b>Augusto FERNANDEZ</b>	<b>1'29.264</b>	174.1 Km/h
<b>Best Race Lap:</b>	2016	<b>Johann ZARCO</b>	<b>1'29.497</b>	173.6 Km/h
<b>All Time Lap Record:</b>	2016	<b>Johann ZARCO</b>	<b>1'29.255</b>	174.1 Km/h

The results are provisional until the end of the limit for protest and appeals.

Time limit for protest expires 30' after publication of the results - ..... Time: .....

These data/results cannot be reproduced, stored and/or transmitted in whole or in part by any manner of electronic, mechanical, photocopying, recording, broadcasting or otherwise now known or herein after developed without the previous express consent by the copyright owner, except for reproduction in daily press and regular printed publications on sale to the public within 60 days of the event related to those data/results and always provided that copyright symbol appears together as follows below.

© DORNA, 2019

Official MotoGP Timing by TISSOT

www.motogp.com

Spielberg, Friday, August 09, 2019

moto2™



## myWorld MOTORRAD GRAND PRIX VON ÖSTERREICH

## Free Practice Nr. 1

## Top Speed &amp; Average

4



Rider	Nation	Motorcycle	Top 5 speeds					Average	Top
45 Tetsuta NAGASHIMA	JPN	KALEX	264.0	262.7	262.1	261.5	260.2	261.8	264.0
72 Marco BEZZECCHI	ITA	KTM	264.0	261.5	261.5	261.5	261.5	262.0	264.0
10 Luca MARINI	ITA	KALEX	263.4	262.7	262.1	262.1	262.1	262.4	263.4
97 Xavi VIERGE	SPA	KALEX	263.4	262.7	262.7	262.7	262.1	262.6	263.4
9 Jorge NAVARRO	SPA	SPEED UP	262.7	260.2	259.6	258.9	258.9	259.9	262.7
11 Nicolo BULEGA	ITA	KALEX	262.7	261.5	260.8	260.2	260.2	261.1	262.7
33 Enea BASTIANINI	ITA	KALEX	262.1	260.2	260.2	260.2	258.9	259.8	262.1
54 Mattia PASINI	ITA	KALEX	262.1	260.8	260.8	260.8	260.8	261.1	262.1
62 Stefano MANZI	ITA	MV AGUSTA	262.1	260.8	260.2	260.2	259.6	260.6	262.1
5 Andrea LOCATELLI	ITA	KALEX	261.5	261.5	260.8	260.2	260.2	260.8	261.5
65 Philipp OETTL	GER	KTM	261.5	261.5	260.8	260.2	260.2	260.8	261.5
94 Jonas FOLGER	GER	KALEX	261.5	260.2	260.2	260.2	260.2	260.4	261.5
12 Thomas LUTHI	SWI	KALEX	260.8	260.8	260.2	259.6	259.6	260.2	260.8
40 Augusto FERNANDEZ	SPA	KALEX	260.8	259.6	259.6	258.9	258.9	259.6	260.8
87 Remy GARDNER	AUS	KALEX	260.8	260.2	258.9	258.3	258.3	259.1	260.8
7 Lorenzo BALDASSARRI	ITA	KALEX	260.2	258.9	258.9	258.3	258.3	258.7	260.2
23 Marcel SCHROTTER	GER	KALEX	260.2	259.6	258.9	258.3	258.3	258.9	260.2
73 Alex MARQUEZ	SPA	KALEX	260.2	259.6	259.6	259.6	259.6	259.7	260.2
35 Somkiat CHANTRA	THA	KALEX	259.6	259.6	258.9	258.9	258.3	258.9	259.6
41 Brad BINDER	RSA	KTM	259.6	258.9	258.3	258.3	258.3	258.7	259.6
64 Bo BENDSNEYDER	NED	NTS	259.6	258.3	257.1	256.5	255.9	256.9	259.6
22 Sam LOWES	GBR	KALEX	258.9	258.9	258.3	258.3	258.3	258.5	258.9
88 Jorge MARTIN	SPA	KTM	258.9	258.9	258.3	258.3	257.7	258.3	258.9
3 Lukas TULOVIC	GER	KTM	257.7	257.7	257.7	257.1	257.1	257.5	257.7
27 Iker LECUONA	SPA	KTM	257.7	256.5	256.5	255.9	255.3	256.4	257.7
4 Steven ODENDAAL	RSA	NTS	257.1	256.5	256.5	255.9	255.9	256.2	257.1
21 Fabio DI GIANNANTONIO	ITA	SPEED UP	257.1	256.5	256.5	255.9	255.9	256.2	257.1
16 Joe ROBERTS	USA	KTM	256.5	255.3	254.7	254.7	254.7	255.2	256.5
18 Xavi CARDELUS	AND	KTM	256.5	255.3	254.7	254.7	254.1	255.1	256.5
19 Teppei NAGOE	JPN	KALEX	255.9	255.3	255.3	255.3	255.3	255.4	255.9
77 Dominique AEGERTER	SWI	MV AGUSTA	255.3	254.7	254.7	254.7	254.7	254.8	255.3
96 Jake DIXON	GBR	KTM	230.7					230.7	230.7

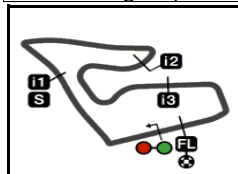
These data/results cannot be reproduced, stored and/or transmitted in whole or in part by any manner of electronic, mechanical, photocopying, recording, broadcasting or otherwise now known or herein after developed without the previous express consent by the copyright owner, except for reproduction in daily press and regular printed publications on sale to the public within 60 days of the event related to those data/results and always provided that copyright symbol appears together as follows below.

© DORNA, 2019

Official MotoGP Timing by TISSOT  
www.motogp.com

Spielberg, Friday, August 09, 2019





4318 m.

## myWorld MOTORRAD GRAND PRIX VON ÖSTERREICH

## Free Practice Nr. 1

## Chronological Analysis of Performances

5

\* Lap / Sector time cancelled

T1 Time from finish line to 1st intermediate

T3 Time from 2nd intermed. to 3rd intermed.

P Crossing the finish line in pit lane

T2 Time from 1st intermed. to 2nd intermed.

T4 Time from 3rd intermediate to finish line

Lap	Lap Time	T1	T2	T3	T4	Speed	Lap	Lap Time	T1	T2	T3	T4	Speed	
<b>1st</b>	<b>40</b>	<b>Augusto FERNAND</b> FLEXBOX HP 40 SPA						20	2'41.307 P	19.345	28.229	24.684	1'29.049	254.1
		Runs=2	Total laps=22	Full laps=17			<b>3rd</b>	<b>23</b>	<b>Marcel SCHROTTE</b> Dynavolt Intact GP GER					
1	2'23.387	25.205	31.417	26.318	18.229	244.8			Runs=3	Total laps=17	Full laps=11			
2	<b>1'32.249</b>	19.819	29.158	25.519	17.753	259.6	1	2'04.445	24.133	31.156	26.424	18.169	241.6	
3	<b>1'31.068</b>	19.498	28.881	25.072	17.617	255.9	2	<b>1'32.300</b>	19.537	29.214	25.890	17.659	<b>260.2</b>	
4	<b>1'31.138</b>	19.409	29.178	25.089	17.462	257.7	3	1'31.259 *	19.57 *	29.082	25.027	17.579	258.3	
5	<b>1'30.163</b>	19.395	28.501	24.856	17.411	255.3	4	<b>1'30.533</b>	19.504	28.655	24.868	17.506	258.3	
6	<b>1'30.391</b>	19.273	28.405	25.005	17.708	257.1	5	<b>1'30.954</b>	19.360	29.029	25.092	17.473	258.3	
7	<b>1'29.865</b>	19.299	28.365	24.816	17.385	257.7	6	<b>1'30.307</b>	19.334	28.565	24.889	17.519	257.7	
8	1'29.979 *	19.54*	28.355	24.714	17.364	255.9	7	1'35.088 P	19.386	28.494	24.755	22.453	257.1	
9	1'30.720 *	19.276	28.649	24.820	17.975*	258.3	8	8'44.159	24.483	29.878	25.896	17.719	244.8	
10	<b>1'29.838</b>	19.307	28.449	24.654	17.428	258.9	9	<b>1'30.373</b>	19.373	28.515	24.951	17.534	256.5	
11	<b>1'30.114</b>	19.259	28.599	24.904	17.352	258.9	10	<b>3'14.193</b>	19.359	2'11.559	25.525	17.750	257.7	
12	<b>1'30.077</b>	19.272	28.563	24.790	17.452	258.3	11	1'35.966 P	19.471	28.621	24.966	22.908	255.3	
13	<b>1'30.969</b>	19.300	28.901	25.320	17.448	<b>260.8</b>	12	6'32.223	22.998	29.714	26.887	17.637	249.4	
14	<b>1'29.973</b>	19.259	28.369	24.760	17.585	258.3	13	<b>1'30.378</b>	19.466	28.716	24.712	17.484	257.1	
15	1'37.688 P	19.434	29.786	25.572	22.896	254.7	14	<b>1'29.649</b>	19.253	28.591	24.538	<b>17.267</b>	259.6	
16	7'44.899	24.871	31.465	25.901	17.785	242.6	15	<b>1'29.702</b>	19.287	28.405	24.680	17.330	257.1	
17	<b>1'29.795</b>	19.392	28.426	24.644	17.333	257.1	16	<b>1'30.955</b>	19.312	29.036	25.247	17.360	255.9	
18	<b>1'29.264</b>	<b>19.127</b>	<b>28.287</b>	<b>24.514</b>	17.336	259.6	17	<b>1'29.336</b>	<b>19.223</b>	<b>28.310</b>	<b>24.465</b>	17.338	258.9	
19	<b>1'30.757</b>	19.353	28.425	25.248	17.731	254.7								
20	<b>1'29.743</b>	19.294	28.477	24.648	<b>17.324</b>	257.7	<b>4th</b>	<b>41</b>	<b>Brad BINDER</b> Red Bull KTM Ajo RSA					
21	<b>1'29.860</b>	19.276	28.381	24.786	17.417	257.7			Runs=2	Total laps=22	Full laps=16			
22	<b>1'29.588</b>	19.271	28.308	24.632	17.377	256.5	1	2'00.996	26.951	32.330	26.994	18.272	218.1	
							2	<b>1'39.196</b>	19.682	35.798	25.840	17.876	256.5	
							3	<b>1'31.014</b>	19.546	28.572	25.115	17.781	255.3	
							4	<b>1'30.832</b>	19.478	28.636	25.014	17.704	254.1	
							5	<b>1'30.905</b>	19.437	28.667	25.046	17.755	258.9	
							6	<b>1'39.193</b>	23.104	33.443	25.037	17.609	240.0	
							7	<b>1'30.654</b>	19.499	28.478	25.013	17.664	257.1	
							8	<b>1'31.141</b>	19.465	28.809	25.050	17.817	256.5	
							9	1'32.000 *	19.298	28.259	25.049	19.394*	257.1	
							10	<b>1'31.209</b>	19.768	28.709	24.942	17.790	257.7	
							11	<b>1'30.969</b>	19.563	28.596	25.028	17.782	253.5	
							12	<b>1'30.788</b>	19.463	28.706	25.008	17.611	256.5	
							13	<b>1'30.400</b>	19.349	28.418	24.980	17.653	257.1	
							14	1'37.179 P	19.335	28.428	25.003	24.413	254.7	
							15	7'45.371	25.016	31.831	25.609	17.978	244.3	
							16	<b>1'29.723</b>	19.270	28.410	24.645	<b>17.398</b>	256.5	
							17	<b>1'29.359</b>	19.259	28.094	<b>24.569</b>	17.437	258.3	
							18	1'38.800 *	19.215	28.295	24.679	26.611*	257.1	
							19	<b>1'29.809</b>	<b>19.169</b>	<b>28.087</b>	24.992	17.561	258.3	
							20	1'33.331 *	19.220	31.094	25.410*	17.607	258.3	
							21	<b>1'29.606</b>	19.178	28.258	24.683	17.487	<b>259.6</b>	
							22	<b>1'29.885</b>	19.363	28.282	24.725	17.515	257.7	

**Fastest Lap:** Augusto FERNANDEZ FLEXBOX HP 40 SPA **1'29.264** 19.127 28.287 24.514 17.336

These data/results cannot be reproduced, stored and/or transmitted in whole or in part by any manner of electronic, mechanical, photocopying, recording, broadcasting or otherwise now known or herein after developed without the previous express consent by the copyright owner, except for reproduction in daily press and regular printed publications on sale to the public within 60 days of the event related to those data/results and always provided that copyright symbol appears together as follows below.  
© DORNA, 2019

# Free Practice Nr. 1

# Moto2

Lap	Lap Time	T1	T2	T3	T4	Speed	Lap	Lap Time	T1	T2	T3	T4	Speed
<b>5th 10 Luca MARINI</b> SKY Racing Team VR ITA Runs=2 Total laps=21 Full laps=18							10	<b>1'30.328</b>	19.327	28.521	24.964	17.516	257.1
1	2'24.935	32.074	37.992	28.977	22.572	176.4	11	<b>1'30.481</b>	19.328	28.388	25.114	17.651	256.5
2	<b>1'36.539</b>	19.675	29.502	26.179	21.183	259.6	12	<b>1'30.004</b>	19.408	28.361	24.917	17.318	255.9
3	<b>1'31.327</b>	19.399	28.906	25.320	17.702	260.8	13	<b>1'29.771</b>	19.326	28.337	24.777	17.331	255.3
4	<b>1'31.356</b>	19.264	29.223	25.313	17.556	<b>263.4</b>	14	<b>1'40.380</b> P	20.478	29.942	26.328	23.632	251.7
5	<b>1'30.572</b>	19.140	28.654	25.294	17.484	261.5	15	5'17.883	27.095	29.968	25.404	17.665	195.6
6	<b>1'30.920</b>	19.133	28.896	25.317	17.574	262.1	16	<b>1'30.257</b>	19.445	28.452	24.982	17.378	255.3
7	<b>1'30.705</b>	19.228	28.546	25.411	17.520	260.2	17	<b>1'29.462</b>	19.246	28.239	24.729	<b>17.248</b>	256.5
8	<b>1'30.608</b>	19.255	28.649	25.211	17.493	258.9	18	<b>1'29.581</b>	<b>19.157</b>	28.206	24.921	17.297	258.3
9	<b>1'30.875</b>	19.273	28.796	25.299	17.507	258.9	19	1'35.231 *	19.242	28.539	29.112	18.338*	<b>260.2</b>
10	<b>1'30.444</b>	19.111	28.614	25.229	17.490	259.6	20	<b>1'29.637</b>	19.296	28.346	24.695	17.300	258.9
11	<b>1'30.618</b>	19.149	28.721	25.171	17.577	259.6	21	<b>1'46.112</b>	21.103	37.992	29.562	17.455	246.0
12	<b>1'30.379</b>	19.098	28.600	25.199	17.482	260.8	22	<b>1'29.574</b>	19.295	28.319	24.689	17.271	258.3
13	<b>1'30.663</b>	19.253	28.774	25.190	17.446	260.8	23	1'29.240 *	19.207	<b>28.138</b>	<b>24.596</b>	17.299*	258.3
14	1'36.075 P	19.095	28.562	25.318	23.100	261.5	24	<b>1'29.527</b>	19.232	28.220	24.744	17.331	255.9
15	9'08.053	24.934	30.993	25.715	17.666	249.4							
16	<b>1'30.569</b>	19.412	28.695	25.077	17.385	256.5							
17	<b>1'29.686</b>	19.005	28.426	24.978	<b>17.277</b>	262.1							
18	<b>1'30.026</b>	19.047	28.486	25.017	17.476	261.5							
19	<b>1'39.444</b>	19.071	37.900	25.074	17.399	262.7							
20	<b>1'29.452</b>	<b>18.972</b>	<b>28.366</b>	<b>24.748</b>	17.366	262.1							
21	<b>1'29.613</b>	19.065	28.439	24.812	17.297	262.1							
<b>6th 54 Mattia PASINI</b> Tasca Racing Scuderi ITA Runs=3 Total laps=18 Full laps=13													
1	2'24.156	25.613	32.359	26.820	18.052	244.8							
2	<b>1'32.810</b>	19.865	29.390	25.662	17.893	255.9							
3	<b>1'31.692</b>	19.594	29.004	25.309	17.785	258.9							
4	<b>1'36.100</b>	20.064	30.620	25.983	19.433	246.0							
5	<b>1'31.032</b>	19.429	28.846	25.075	17.682	<b>262.1</b>							
6	1'44.658 P	19.331	33.680	28.511	23.136	260.8							
7	7'53.875	24.504	29.450	25.538	17.674	247.1							
8	<b>1'31.653</b>	19.565	28.857	25.573	17.658	256.5							
9	<b>1'30.667</b>	19.453	28.503	25.094	17.617	257.7							
10	<b>1'30.515</b>	19.330	28.671	25.068	17.446	259.6							
11	1'36.364 P	19.303	28.314	25.014	23.733	257.7							
12	7'01.252	31.168	34.689	25.978	17.804	225.4							
13	<b>1'30.364</b>	19.486	28.719	24.836	17.323	254.7							
14	<b>1'29.584</b>	19.318	28.405	24.591	<b>17.270</b>	257.7							
15	<b>1'29.806</b>	<b>19.114</b>	28.388	24.701	17.603	260.8							
16	<b>1'29.485</b>	19.324	<b>28.202</b>	24.663	17.296	258.9							
17	<b>1'29.454</b>	19.209	28.305	24.603	17.337	260.8							
18	<b>1'29.645</b>	19.254	28.385	<b>24.590</b>	17.416	260.8							
<b>8th 9 Jorge NAVARRO</b> Beta Tools Speed Up SPA Runs=2 Total laps=15 Full laps=12													
1	2'22.590	25.110	31.343	26.368	18.272	242.6							
2	<b>1'39.372</b>	19.944	36.134	25.647	17.647	255.9							
3	<b>1'31.282</b>	19.534	29.025	25.118	17.605	258.9							
4	<b>1'31.429</b>	19.432	28.881	25.176	17.940	259.6							
5	<b>1'31.173</b>	19.437	29.098	25.093	17.545	258.9							
6	<b>1'30.906</b>	19.381	28.925	24.959	17.641	<b>262.7</b>							
7	<b>1'30.789</b>	19.539	28.810	25.022	17.418	260.2							
8	<b>1'30.465</b>	19.412	28.497	25.079	17.477	258.3							
9	5'02.515 P	19.362			<b>28.242</b>	256.5							
10	15'43.584	25.247	30.055	25.482	17.508	245.4							
11	<b>1'30.443</b>	19.481	28.664	24.945	17.353	254.7							
12	<b>1'30.219</b>	19.291	28.635	24.912	17.381	257.7							
13	<b>1'30.224</b>	19.327	28.473	24.846	17.578	257.7							
14	<b>1'32.430</b>	19.356	29.051	26.330	17.693	258.3							
15	<b>1'29.525</b>	<b>19.271</b>	<b>28.320</b>	<b>24.632</b>	<b>17.302</b>	258.9							
<b>9th 73 Alex MARQUEZ</b> EG 0,0 Marc VDS SPA Runs=2 Total laps=22 Full laps=18													
1	2'40.042	25.339	31.016	26.533	18.123	249.4							
2	<b>1'32.086</b>	19.928	29.026	25.645	17.487	257.1							
3	<b>1'30.705</b>	19.586	28.522	25.216	17.381	258.9							
4	<b>1'30.508</b>	19.495	28.529	25.220	17.264	257.7							
5	<b>1'29.945</b>	19.405	28.309	24.988	17.243	258.3							
6	<b>1'30.343</b>	19.282	28.461	25.079	17.521	258.9							
7	<b>1'29.969</b>	19.306	28.390	24.976	17.297	259.6							
8	<b>1'29.746</b>	19.401	28.376	24.752	17.217	257.7							
9	<b>1'32.944</b>	19.351	30.420	24.838	18.335	259.6							
10	<b>1'29.845</b>	19.317	28.415	24.791	17.322	259.6							
11	1'35.408 P	19.266	28.364	24.982	22.796	<b>260.2</b>							
12	8'10.490	24.818	29.151	25.552	17.787	246.0							
13	<b>1'30.642</b>	19.418	28.624	25.173	17.427	256.5							
14	<b>1'29.760</b>	19.349	28.219	24.878	17.314	258.3							
15	<b>1'29.992</b>	19.357	28.416	24.792	17.427	257.7							
16	<b>1'29.537</b>	19.413	28.214	<b>24.705</b>	17.205	259.6							
17	<b>1'29.663</b>	19.331	28.236	24.752	17.344	258.9							
18	<b>1'29.546</b>	19.241	28.279	24.767	17.259	258.3							
19	<b>1'29.769</b>	<b>19.178</b>	<b>28.187</b>	25.139	17.265	258.9							
20	<b>1'29.676</b>	19.364	28.263	24.858	<b>17.191</b>	258.3							
<b>7th 7 Lorenzo BALDASS</b> FLEXBOX HP 40 ITA Runs=2 Total laps=24 Full laps=18													
1	2'04.629	25.055	32.167	27.357	18.376	219.9							
2	<b>1'32.843</b>	19.744	29.710	25.682	17.707	258.3							
3	<b>1'32.094</b>	19.582	29.299	25.511	17.702	258.9							
4	<b>1'31.258</b>	19.530	28.991	25.196	17.541	258.3							
5	<b>1'30.729</b>	19.457	28.611	25.168	17.493	256.5							
6	<b>1'30.348</b>	19.369	28.465	24.969	17.545	254.7							
7	<b>1'30.567</b>	19.311	28.614	25.142	17.500	256.5							
8	<b>1'30.459</b>	19.482	28.434	25.047	17.496	254.1							
9	1'30.127 *	19.413	28.213	25.004	17.497*	254.1							

**Fastest Lap:** Augusto FERNANDEZ FLEXBOX HP 40 SPA **1'29.264** 19.127 28.287 24.514 17.336

These data/results cannot be reproduced, stored and/or transmitted in whole or in part by any manner of electronic, mechanical, photocopying, recording, broadcasting or otherwise now known or herein after developed without the previous express consent by the copyright owner, except for reproduction in daily press and regular printed publications on sale to the public within 60 days of the event related to those data/results and always provided that copyright symbol appears together as follows below.  
© DORNA, 2019

# Free Practice Nr. 1

# Moto2

Lap	Lap Time	T1	T2	T3	T4	Speed	Lap	Lap Time	T1	T2	T3	T4	Speed
21	1'29.548	19.271	28.252	24.748	17.277	259.6	3	1'31.673	19.570	29.427	25.130	17.546	257.7
22	1'31.001 *	20.38*	28.422	24.737	17.459	254.7	4	1'30.542	19.388	28.752	24.907	17.495	258.3
<b>10th 5</b> Andrea LOCATELLI Italtrans Racing Team ITA Runs=2 Total laps=21 Full laps=18							5	1'30.920	19.307	28.746	25.145	17.722	260.8
1	2'05.051	24.906	31.219	26.749	18.581	228.8	6	1'30.130	19.431	28.467	24.809	17.423	257.7
2	1'33.686	19.833	30.295	25.710	17.848	257.1	7	1'30.598	19.463	28.788	24.893	17.454	259.6
3	1'31.520	19.575	28.793	25.470	17.682	257.7	8	1'32.049	19.303	29.610	25.266	17.870	258.9
4	1'31.208	19.392	28.898	25.092	17.826	260.2	9	1'31.486 *	19.381	28.699	25.499	17.907*	257.1
5	1'30.603	19.285	28.689	25.052	17.577	260.2	10	1'37.197 P	19.712	28.697	25.124	23.664	254.7
6	1'30.770	19.402	28.637	25.064	17.667	257.7	11	12'23.827	24.706	31.478	26.162	17.862	246.0
7	1'46.881	19.329	28.518	41.252	17.782	257.7	12	1'30.946	19.579	28.419	25.099	17.849	255.3
8	1'30.585	19.359	28.532	25.087	17.607	257.1	13	1'29.760	19.391	28.463	24.593	17.313	257.7
9	1'32.279	19.684	29.017	25.905	17.673	255.9	14	1'29.584	19.189	28.355	24.728	17.312	260.8
10	1'32.320	19.545	28.708	25.604	18.463	257.7	15	1'30.340	19.321	28.472	24.797	17.750	260.2
11	1'30.337	19.310	28.483	24.867	17.677	258.3	16	1'30.011	19.266	28.484	24.769	17.492	259.6
12	1'31.276	19.257	28.861	25.376	17.782	257.7	17	1'31.238	19.367	29.125	25.029	17.717	257.7
13	1'30.493	19.195	28.525	25.258	17.515	258.3	18	1'29.686	19.332	28.341	24.657	17.356	258.3
14	1'31.000	19.377	28.956	25.050	17.617	257.7	19	1'29.994	19.234	28.445	24.857	17.458	258.9
15	1'39.694 P	19.371	28.574	25.609	26.140	257.1	<b>13th 97</b> Xavi VIERGE EG 0,0 Marc VDS SPA Runs=2 Total laps=21 Full laps=18						
16	9'05.858	24.080	31.713	25.198	17.617	245.4	1	2'32.028	24.355	31.312	26.648	18.267	249.4
17	1'30.132	19.381	28.487	24.846	17.418	257.7	2	1'32.291	19.737	29.085	25.578	17.891	258.9
18	1'29.733	19.125	28.431	24.813	17.364	260.8	3	1'31.193	19.609	28.724	25.179	17.681	261.5
19	1'34.479	21.227	30.368	25.024	17.860	255.9	4	1'31.773	19.460	29.126	25.423	17.764	261.5
20	1'30.011	19.144	28.362	24.819	17.686	261.5	5	1'30.631	19.343	28.679	25.101	17.508	261.5
21	1'29.559	19.083	28.309	24.734	17.433	261.5	6	1'30.554	19.178	28.724	25.000	17.652	263.4
<b>11th 94</b> Jonas FOLGER Petronas Sprinta Raci GER Runs=2 Total laps=22 Full laps=19							7	1'31.120	19.345	28.833	25.287	17.655	262.1
1	2'02.731	23.506	32.627	27.076	18.611	242.6	8	1'30.357	19.227	28.616	24.998	17.516	262.7
2	1'33.997	20.148	29.883	25.937	18.029	257.1	9	1'30.264	19.273	28.479	24.891	17.621	262.7
3	1'32.317	19.891	29.298	25.384	17.744	259.6	10	1'44.701 P	21.323	30.803	28.565	24.010	251.1
4	1'37.477	19.603	31.231	28.470	18.173	258.3	11	9'40.580	25.278	34.485	25.770	17.918	244.3
5	1'31.075	19.558	28.992	24.968	17.557	258.3	12	1'31.756	19.420	29.651	25.190	17.495	257.7
6	1'31.974	19.510	29.626	25.187	17.651	261.5	13	1'29.951	19.320	28.365	24.820	17.446	259.6
7	1'30.471	19.352	28.783	24.872	17.464	259.6	14	1'29.723	19.232	28.342	24.738	17.411	261.5
8	1'44.260 P	19.747	33.389	26.188	24.936	253.5	15	1'29.885	19.141	28.477	24.830	17.437	261.5
9	7'41.265	24.156	31.095	26.276	18.486	247.7	16	1'29.660	19.151	28.273	24.713	17.523	262.7
10	1'31.909	19.781	29.270	25.276	17.582	254.7	17	1'29.806	19.248	28.389	24.692	17.477	262.1
11	1'31.485	19.447	29.566	24.995	17.477	258.3	18	1'45.062	24.696	33.328	29.218	17.820	165.6
12	1'30.297	19.441	28.707	24.738	17.411	257.7	19	1'33.611	19.370	29.606	26.811	17.824	260.2
13	1'30.182	19.473	28.475	24.879	17.355	258.9	20	1'29.842	19.192	28.207	24.896	17.547	259.6
14	1'29.884	19.305	28.434	24.760	17.385	258.9	21	1'29.792	19.209	28.197	24.932	17.454	260.2
15	1'29.991	19.384	28.373	24.782	17.452	256.5	<b>14th 11</b> Nicolo BULEGA SKY Racing Team VR ITA Runs=2 Total laps=21 Full laps=18						
16	1'38.480	19.328	33.932	25.689	19.531	260.2	1	2'27.344	25.496	32.414	26.957	18.444	238.4
17	1'29.842	19.331	28.483	24.622	17.406	260.2	2	1'33.072	19.863	29.592	25.647	17.970	258.9
18	1'30.794	19.481	28.910	24.883	17.520	255.9	3	1'31.894	19.610	29.049	25.382	17.853	260.8
19	1'29.624	19.203	28.314	24.678	17.429	260.2	4	1'35.723	19.469	32.732	25.787	17.735	262.7
20	1'31.552	19.327	29.091	25.248	17.886	258.9	5	1'32.421	19.452	29.916	25.357	17.696	260.2
21	1'30.045	19.268	28.492	24.655	17.630	260.2	6	1'31.222	19.475	28.966	25.120	17.661	259.6
22	1'29.573	19.338	28.287	24.582	17.366	260.2	7	1'30.959	19.523	28.805	25.049	17.582	258.3
<b>12th 12</b> Thomas LUTHI Dynavolt Intact GP SWI Runs=2 Total laps=19 Full laps=15							8	1'31.683	19.349	29.571	25.292	17.471	258.3
1	2'12.254	25.386	31.641	26.863	18.260	230.2	9	1'30.873	19.343	28.700	24.938	17.892	261.5
2	1'35.063	21.031	30.508	25.682	17.842	250.0	10	1'30.733	19.332	28.621	25.188	17.592	260.2
							11	1'37.208 P	19.405	28.856	25.098	23.849	257.7
							12	9'41.741	26.047	33.522	27.800	17.544	186.5

**Fastest Lap:** Augusto FERNANDEZ FLEXBOX HP 40 SPA 1'29.264 19.127 28.287 24.514 17.336

These data/results cannot be reproduced, stored and/or transmitted in whole or in part by any manner of electronic, mechanical, photocopying, recording, broadcasting or otherwise now known or herein after developed without the previous express consent by the copyright owner, except for reproduction in daily press and regular printed publications on sale to the public within 60 days of the event related to those data/results and always provided that copyright symbol appears together as follows below.  
© DORNA, 2019

Official MotoGP Timing by TISSOT  
www.motogp.com

Spielberg, Friday, August 09, 2019

Page 3 of 7



## Free Practice Nr. 1

## Moto2

Lap	Lap Time	T1	T2	T3	T4	Speed	Lap	Lap Time	T1	T2	T3	T4	Speed
13	1'30.563	19.542	28.473	25.170	17.378	256.5	20	1'49.553 P	25.005	30.837	27.170	26.541	226.8
14	1'30.196	19.388	28.441	24.926	17.441	258.9	<b>17th 87 Remy GARDNER</b> ONEXOX TKKR SAG AUS						
15	1'29.866	19.239	28.453	24.807	17.367	259.6	Runs=2 Total laps=19 Full laps=16						
16	1'30.086	19.301	28.343	25.046	17.396	258.3	1	2'09.071	25.592	33.390	26.943	18.315	235.2
17	1'30.035	19.325	28.458	24.883	17.369	257.7	2	1'33.398	20.548	29.899	25.340	17.611	248.2
18	1'29.916	19.291	28.352	24.922	17.351	258.3	3	1'30.851	19.688	28.791	24.903	17.469	255.3
19	1'29.992	19.275	28.449	24.844	17.424	258.9	4	1'30.503	19.440	28.627	25.029	17.407	260.8
20	1'29.780	19.161	28.380	24.947	17.292	258.9	5	1'29.927	19.427	28.433	24.681	17.386	257.1
21	1'29.664	19.163	28.291	24.876	17.334	258.3	6	1'29.935	19.254	28.351	24.792	17.538	258.3
<b>15th 22 Sam LOWES</b> Federal Oil Gresini M GBR							7	1'29.918	19.469	28.355	24.662	17.432	260.2
Runs=2 Total laps=22 Full laps=18							8	1'30.063	19.579	28.265	24.635	17.584	255.3
1	2'03.695	27.957	32.226	29.891	20.014	217.3	9	1'29.746	19.278	28.358	24.544	17.566	258.3
2	1'32.512	19.770	29.484	25.434	17.824	258.3	10	1'45.517 P	19.376	34.575	26.584	24.982	258.3
3	1'32.322 *	19.721*	29.186	25.581	17.827	258.9	11	12'00.362	25.154	31.668	26.533	18.218	244.8
4	1'31.529	19.759	28.851	25.090	17.829	257.7	12	1'30.803	19.664	28.502	24.999	17.638	254.1
5	1'35.467	19.621	33.046	25.250	17.550	256.5	13	1'34.745	23.484	28.751	24.926	17.584	248.8
6	1'31.122	19.565	28.917	25.090	17.550	257.7	14	1'31.559	19.301	29.901	24.839	17.518	257.1
7	1'30.782	19.609	28.658	24.983	17.532	257.1	15	1'30.031	19.331	28.571	24.749	17.380	257.1
8	1'39.210	20.812	29.869	25.426	23.103	247.1	16	1'29.797	19.328	28.403	24.739	17.327	256.5
9	1'39.211 P	19.573	28.931	25.341	25.366	257.1	17	1'29.869	19.381	28.458	24.680	17.350	255.9
10	8'02.413	26.164	30.681	25.643	17.817	241.0	18	1'48.055	19.329	32.186	35.597	20.943	257.1
11	1'30.997	19.597	28.937	24.964	17.499	255.9	19	1'29.881	19.257	28.424	24.820	17.380	258.9
12	1'30.289	19.359	28.558	24.897	17.475	256.5	<b>18th 33 Enea BASTIANINI</b> Italtrans Racing Team ITA						
13	1'29.939	19.315	28.400	24.790	17.434	258.9	Runs=2 Total laps=17 Full laps=14						
14	1'29.985	19.308	28.524	24.717	17.436	257.7	1	2'26.905	25.998	33.157	26.826	18.382	243.7
15	1'30.128	19.349	28.450	24.604	17.725	257.1	2	1'33.086	19.864	29.573	25.669	17.980	257.7
16	1'30.081	19.397	28.585	24.629	17.470	257.1	3	1'31.965	19.761	29.146	25.337	17.721	256.5
17	1'39.049	22.994	30.097	27.075	18.883	213.8	4	1'33.903	19.639	31.061	25.498	17.705	260.2
18	1'30.470	19.445	28.805	24.820	17.400	258.3	5	1'31.122	19.512	28.942	25.110	17.558	258.9
19	1'30.223	19.346	28.511	25.022	17.344	258.3	6	1'30.979	19.515	28.831	25.001	17.632	258.9
20	1'29.928	19.380	28.388	24.791	17.369	257.7	7	1'30.882	19.531	28.794	25.038	17.519	258.3
21	1'29.680	19.332	28.287	24.612	17.449	257.1	8	1'31.754	19.511	29.402	25.084	17.757	258.9
22	1'35.671	19.441	33.502	25.198	17.530	257.1	9	1'30.548	19.392	28.722	24.966	17.468	260.2
<b>16th 88 Jorge MARTIN</b> Red Bull KTM Ajo SPA							10	1'36.311	19.421	33.181	26.136	17.573	257.1
Runs=3 Total laps=20 Full laps=12							11	1'38.509 P	19.342	28.877	25.378	24.912	258.3
1	2'03.111	28.164	31.267	26.295	18.387	209.7	12	14'53.758	24.665	31.042	26.171	17.906	243.2
2	1'32.702	19.799	29.463	25.554	17.886	258.3	13	1'33.151	19.605	28.758	27.180	17.608	255.3
3	1'42.815 P	19.570	30.177	25.789	27.279	256.5	14	1'30.371	19.420	28.678	24.996	17.277	258.3
4	3'56.449	24.080	29.424	25.544	17.804	250.5	15	1'30.031	19.389	28.468	24.955	17.219	262.1
5	1'31.632	19.546	28.960	25.333	17.793	254.7	16	1'29.929	19.317	28.450	24.901	17.261	258.9
6	1'31.231	19.522	28.761	25.264	17.684	255.9	17	1'29.753	19.254	28.388	24.802	17.309	260.2
7	1'31.018	19.485	28.841	25.037	17.655	255.9	<b>19th 45 Tetsuta NAGASHIM</b> ONEXOX TKKR SAG JPN						
8	1'31.467	19.411	29.128	25.279	17.649	257.7	Runs=2 Total laps=21 Full laps=17						
9	1'30.660	19.398	28.694	24.978	17.590	255.9	1	2'06.926	25.477	31.273	26.714	18.194	240.5
10	1'30.627	19.371	28.605	25.064	17.587	256.5	2	1'33.892	19.656	30.832	25.650	17.754	256.5
11	1'36.715 P	19.319	28.523	25.062	23.811	256.5	3	1'31.087	19.407	28.771	25.191	17.718	260.2
12	8'25.133	24.212	29.826	25.187	17.751	248.8	4	1'31.082	19.278	28.979	25.268	17.557	264.0
13	1'32.694	19.500	30.384	25.246	17.564	254.7	5	1'29.915	19.119	28.493	24.762	17.541	262.1
14	1'29.883	19.375	28.411	24.677	17.420	255.9	6	1'32.079	19.359	30.138	24.892	17.690	258.3
15	1'29.738	19.204	28.363	24.664	17.507	258.9	7	1'29.834	19.263	28.409	24.657	17.505	260.2
16	1'29.820	19.314	28.542	24.576	17.388	257.1	8	1'30.279	19.102	28.594	24.913	17.670	261.5
17	1'34.502 *	19.251*	30.596	27.018	17.629	257.7	9	1'30.278	19.367	28.515	24.957	17.439	258.3
18	1'31.230	19.304	28.810	25.540	17.576	258.3	10	1'32.133 *	19.167	30.535	24.958	17.473*	262.7
19	1'33.401 *	19.238	29.815	26.133	18.215*	258.9							

**Fastest Lap:** Augusto FERNANDEZ FLEXBOX HP 40 SPA 1'29.264 19.127 28.287 24.514 17.336

These data/results cannot be reproduced, stored and/or transmitted in whole or in part by any manner of electronic, mechanical, photocopying, recording, broadcasting or otherwise now known or herein after developed without the previous express consent by the copyright owner, except for reproduction in daily press and regular printed publications on sale to the public within 60 days of the event related to those data/results and always provided that copyright symbol appears together as follows below.  
© DORNA, 2019

# Free Practice Nr. 1

# Moto2

Lap	Lap Time	T1	T2	T3	T4	Speed	Lap	Lap Time	T1	T2	T3	T4	Speed
11	<b>1'34.589</b>	19.242	32.197	25.614	17.536	258.9	<b>22nd 35 Somkiat CHANTRA</b> IDEMITSU Honda Te THA						
12	1'37.563 P	19.335	28.488	24.880	24.860	258.9	Runs=2 Total laps=21 Full laps=17						
13	9'01.119 *	24.461	30.096	25.912	19.887*	247.7	1	1'59.542	24.668	31.992	26.777	18.554	233.2
14	<b>1'30.885</b>	19.530	28.945	24.945	17.465	256.5	2	<b>1'32.981</b>	19.889	29.240	25.749	18.103	257.1
15	<b>1'30.306</b>	19.396	28.637	24.761	17.512	255.9	3	<b>1'32.200</b>	19.878	29.100	25.369	17.853	257.7
16	<b>1'30.574</b>	19.249	28.643	25.171	17.511	257.7	4	<b>1'31.623</b>	19.559	29.124	25.354	17.586	259.6
17	<b>1'30.517</b>	19.383	28.591	25.032	17.511	255.9	5	<b>2'06.005</b>	19.535			18.075	256.5
18	<b>1'30.074</b>	19.333	28.400	24.899	17.442	256.5	6	<b>1'31.046</b>	19.545	28.943	25.089	17.469	257.1
19	<b>1'30.302</b>	19.487	28.501	24.858	17.456	255.3	7	<b>1'30.816</b>	19.538	28.929	24.890	17.459	255.3
20	<b>1'30.605</b>	19.246	28.808	24.967	17.584	258.9	8	<b>1'30.350</b>	19.447	28.592	24.786	17.525	257.7
21	<b>1'32.027</b>	19.292	30.012	24.996	17.727	258.3	9	<b>1'30.847</b>	19.451	28.715	24.730	17.951	258.9
<b>20th 62 Stefano MANZI</b> MV Agusta Temporar ITA							10	<b>1'32.894</b>	19.632	30.408	25.383	17.471	258.3
Runs=2 Total laps=19 Full laps=16							11	1'31.207 *	19.340	28.493	25.199*	18.175	258.9
1	2'13.579	27.234	32.700	26.891	18.632	189.4	12	<b>1'30.788</b>	19.353	28.927	25.131	17.377	257.7
2	<b>1'33.193</b>	19.857	29.740	25.655	17.941	254.1	13	<b>1'30.464</b>	19.359	28.495	25.025	17.585	258.3
3	<b>1'31.573</b>	19.480	28.894	25.284	17.915	257.7	14	1'30.134	19.322	28.478	24.871	17.463	259.6
4	<b>1'30.813</b>	19.352	28.712	25.164	17.585	257.1	15	1'42.194 P	21.928	29.238	25.791	25.237	251.7
5	<b>1'31.349</b>	19.318	28.936	25.270	17.825	258.9	16	8'22.493	25.764	29.890	25.747	17.812	240.0
6	<b>1'30.398</b>	19.461	28.559	24.902	17.476	260.2	17	<b>1'41.571</b>	19.634	37.020	27.467	17.450	254.7
7	<b>1'33.540</b>	19.460	31.301	25.174	17.605	258.3	18	<b>1'30.412</b>	19.406	28.705	24.899	17.402	256.5
8	<b>1'30.421</b>	19.411	28.491	24.997	17.522	260.2	19	<b>1'30.325</b>	19.500	28.574	24.792	17.459	255.3
9	<b>1'30.362</b>	19.265	28.419	24.959	17.719	258.9	20	<b>1'30.633</b>	19.323	28.626	25.140	17.544	257.7
10	1'45.423 P	19.226	35.294	26.715	24.188	260.8	21	<b>1'31.431</b>	19.392	29.530	25.094	17.415	257.1
11	13'00.556	26.088	29.838	26.096	17.778	228.8	<b>23rd 72 Marco BEZZECCHI</b> Red Bull KTM Tech 3 ITA						
12	<b>1'30.918</b>	19.446	28.749	25.138	17.585	253.5	Runs=2 Total laps=19 Full laps=16						
13	<b>1'30.107</b>	19.286	28.486	24.854	17.481	256.5	1	2'01.741	26.457	33.066	27.746	18.618	213.8
14	<b>1'30.148</b>	19.220	28.421	25.037	17.470	257.7	2	<b>1'32.170</b>	19.763	29.363	25.278	17.766	261.5
15	<b>1'29.974</b>	19.210	28.303	24.872	17.589	258.3	3	<b>1'35.282</b>	19.489	32.589	25.420	17.784	260.8
16	<b>1'29.978</b>	19.233	28.393	24.883	17.469	258.3	4	<b>1'30.949</b>	19.439	28.840	25.055	17.615	260.8
17	<b>1'43.902</b>	19.286	39.602	27.477	17.537	257.1	5	<b>1'32.956</b>	19.574	30.387	25.173	17.822	252.9
18	1'29.871	19.221	28.481	24.758	17.411	259.6	6	<b>1'30.498</b>	19.386	28.630	24.936	17.546	261.5
19	<b>1'29.969</b>	19.126	28.537	24.818	17.488	262.1	7	<b>1'30.668</b>	19.478	28.757	24.861	17.572	258.9
<b>21st 21 Fabio DI GIANNANT</b> Beta Tools Speed Up ITA							8	<b>1'30.728</b>	19.328	28.741	24.969	17.690	260.8
Runs=2 Total laps=20 Full laps=15							9	<b>1'30.693</b>	19.519	28.727	24.822	17.625	256.5
1	2'25.849	26.168	31.943	26.546	18.306	240.5	10	<b>1'36.892</b>	19.212	30.641	28.545	18.494	264.0
2	<b>1'33.051</b>	20.199	29.354	25.644	17.854	253.5	11	<b>1'31.215</b>	19.442	28.954	24.961	17.858	261.5
3	<b>1'32.794</b>	19.925	29.502	25.626	17.741	252.9	12	<b>1'31.011</b>	19.411	28.948	24.953	17.699	259.6
4	<b>1'31.720</b>	19.782	29.080	25.319	17.539	254.1	13	1'44.342 P	19.657	34.536	25.806	24.343	255.3
5	<b>1'31.573</b>	19.660	29.074	25.298	17.541	253.5	14	12'36.090	26.778	33.266	26.362	17.983	243.7
6	<b>1'31.544</b>	19.680	28.846	25.164	17.854	255.3	15	<b>1'30.714</b>	19.541	28.647	24.989	17.537	257.1
7	<b>1'31.406</b>	19.816	28.969	25.134	17.487	254.1	16	1'30.152	19.370	28.536	24.739	17.507	258.9
8	<b>1'30.975</b>	19.551	28.975	25.006	17.443	255.9	17	<b>1'34.421</b>	19.280	28.513	29.105	17.523	258.9
9	1'38.551 P	19.661	28.793	25.186	24.911	255.9	18	<b>1'32.272</b>	19.270	28.538	24.926	19.538	261.5
10	11'15.539	31.593	46.333	25.666	17.737	154.9	19	<b>1'30.569</b>	19.643	28.623	24.760	17.543	257.7
11	<b>1'31.161</b>	19.761	28.919	25.003	17.478	254.1	<b>24th 77 Dominique AEGER</b> MV Agusta Temporar SWI						
12	<b>1'30.627</b>	19.493	28.614	24.977	17.543	255.9	Runs=4 Total laps=15 Full laps=11						
13	<b>1'30.505</b>	19.505	28.646	24.951	17.403	254.7	1	3'00.193 P	43.611	1'00.991	37.862	27.415	163.1
14	<b>1'32.214</b>	20.990	28.910	24.946	17.368	237.3	2	7'55.550 P	32.457	42.582	34.028	24.905	174.1
15	<b>1'30.269</b>	19.389	28.720	24.838	17.322	256.5	3	7'53.628 P	33.139	39.809	35.581	26.851	200.0
16	1'30.001	19.383	28.570	24.681	17.367	255.9	4	5'03.011	25.364	32.121	26.324	18.492	236.8
17	1'43.862 *	21.52*	35.453	29.153	17.728	201.8	5	<b>1'34.220</b>	20.268	30.217	25.656	18.079	249.4
18	<b>1'33.943</b>	19.466	28.554	27.313	18.610	257.1	6	<b>1'32.027</b>	19.887	29.083	25.260	17.797	251.7
19	<b>1'30.125</b>	19.377	28.463	24.934	17.351	256.5	7	<b>1'31.131</b>	19.679	28.704	25.131	17.617	252.9
20	2'35.389 P	19.440	1'12.873	35.303	27.773	254.7							

**Fastest Lap:** Augusto FERNANDEZ FLEXBOX HP 40 SPA **1'29.264** 19.127 28.287 24.514 17.336

These data/results cannot be reproduced, stored and/or transmitted in whole or in part by any manner of electronic, mechanical, photocopying, recording, broadcasting or otherwise now known or herein after developed without the previous express consent by the copyright owner, except for reproduction in daily press and regular printed publications on sale to the public within 60 days of the event related to those data/results and always provided that copyright symbol appears together as follows below.

© DORNA, 2019

Official MotoGP Timing by TISSOT  
www.motogp.com

Spielberg, Friday, August 09, 2019

Page 5 of 7



# Free Practice Nr. 1

# Moto2

Lap	Lap Time	T1	T2	T3	T4	Speed	Lap	Lap Time	T1	T2	T3	T4	Speed
<b>27th 65 Philipp OETTL</b> Red Bull KTM Tech 3 GER							Runs=3 Total laps=19 Full laps=10						
1	1'59.867	25.404	32.531	26.666	18.653	214.7	1	1'59.867	25.404	32.531	26.666	18.653	214.7
2	1'40.531	20.026	36.085	26.235	18.185	258.9	2	1'40.531	20.026	36.085	26.235	18.185	258.9
3	1'32.482	19.930	29.437	25.307	17.808	259.6	3	1'32.482	19.930	29.437	25.307	17.808	259.6
4	1'32.779	19.540	30.049	25.242	17.948	261.5	4	1'32.779	19.540	30.049	25.242	17.948	261.5
5	1'31.785 *	19.577	29.222	25.221	17.765*	258.9	5	1'31.785 *	19.577	29.222	25.221	17.765*	258.9
6	1'32.627	19.455	30.217	25.252	17.703	260.8	6	1'32.627	19.455	30.217	25.252	17.703	260.8
7	1'34.268	19.516	31.913	25.174	17.665	260.2	7	1'34.268	19.516	31.913	25.174	17.665	260.2
8	1'31.568	19.393	29.265	25.016	17.894	259.6	8	1'31.568	19.393	29.265	25.016	17.894	259.6
9	1'31.066 *	19.461	28.696	25.079	17.830*	260.2	9	1'31.066 *	19.461	28.696	25.079	17.830*	260.2
10	1'31.251 *	19.344	29.050	24.923	17.934*	261.5	10	1'31.251 *	19.344	29.050	24.923	17.934*	261.5
11	1'43.425 P	20.53*	32.850	25.649	24.388	246.0	11	1'43.425 P	20.53*	32.850	25.649	24.388	246.0
12	8'02.501	26.109	29.716	25.436	17.849	236.8	12	8'02.501	26.109	29.716	25.436	17.849	236.8
13	1'32.905	19.505	30.042	25.565	17.793	258.3	13	1'32.905	19.505	30.042	25.565	17.793	258.3
14	1'31.628	19.567	29.210	25.124	17.727	257.1	14	1'31.628	19.567	29.210	25.124	17.727	257.1
15	1'32.053 *	20.29*	28.896	25.063	17.798*	254.7	15	1'32.053 *	20.29*	28.896	25.063	17.798*	254.7
16	1'38.766 P	20.448	29.566	25.268	23.484	247.1	16	1'38.766 P	20.448	29.566	25.268	23.484	247.1
17	5'00.592	19.199	29.811	25.286	18.025	252.9	17	5'00.592	19.199	29.811	25.286	18.025	252.9
18	1'31.770	19.463	29.378	25.211	17.718	257.1	18	1'31.770	19.463	29.378	25.211	17.718	257.1
19	1'30.888	19.398	28.663	25.146	17.681	258.3	19	1'30.888	19.398	28.663	25.146	17.681	258.3
<b>28th 16 Joe ROBERTS</b> American Racing KT USA							Runs=3 Total laps=19 Full laps=12						
1	1'59.841	26.339	32.101	27.791	18.876	213.4	1	1'59.841	26.339	32.101	27.791	18.876	213.4
2	1'36.842	20.474	31.622	26.384	18.362	252.3	2	1'36.842	20.474	31.622	26.384	18.362	252.3
3	1'34.554	20.024	29.609	26.531	18.390	256.5	3	1'34.554	20.024	29.609	26.531	18.390	256.5
4	1'36.883	19.841	32.620	26.223	18.199	255.3	4	1'36.883	19.841	32.620	26.223	18.199	255.3
5	1'40.083 P	19.849	29.395	26.376	24.463	254.1	5	1'40.083 P	19.849	29.395	26.376	24.463	254.1
6	7'23.762	27.931	32.440	26.717	18.244	229.2	6	7'23.762	27.931	32.440	26.717	18.244	229.2
7	1'33.077	20.042	29.298	25.808	17.929	251.7	7	1'33.077	20.042	29.298	25.808	17.929	251.7
8	1'32.925	19.647	29.459	25.887	17.932	253.5	8	1'32.925	19.647	29.459	25.887	17.932	253.5
9	1'32.612	19.777	29.136	25.652	18.047	252.9	9	1'32.612	19.777	29.136	25.652	18.047	252.9
10	1'38.918 P	19.686	28.921	26.093	24.218	254.7	10	1'38.918 P	19.686	28.921	26.093	24.218	254.7
11	6'49.507	24.936	30.155	26.217	18.073	243.7	11	6'49.507	24.936	30.155	26.217	18.073	243.7
12	1'33.175 *	20.14*	29.344	25.790	17.896	250.5	12	1'33.175 *	20.14*	29.344	25.790	17.896	250.5
13	1'32.331	19.684	29.110	25.723	17.814	254.7	13	1'32.331	19.684	29.110	25.723	17.814	254.7
14	1'31.693	19.703	28.802	25.423	17.765	254.1	14	1'31.693	19.703	28.802	25.423	17.765	254.1
15	1'32.116	19.505	28.979	25.674	17.958	254.7	15	1'32.116	19.505	28.979	25.674	17.958	254.7
16	1'31.615 *	19.65*	28.885	25.372	17.699	252.9	16	1'31.615 *	19.65*	28.885	25.372	17.699	252.9
17	1'33.619	19.598	30.607	25.513	17.901	254.1	17	1'33.619	19.598	30.607	25.513	17.901	254.1
18	1'31.805	19.691	28.805	25.588	17.721	254.1	18	1'31.805	19.691	28.805	25.588	17.721	254.1
19	1'31.160	19.541	28.681	25.232	17.706	253.5	19	1'31.160	19.541	28.681	25.232	17.706	253.5
<b>29th 18 Xavi CARDELUS</b> Sama Qatar Angel Ni AND							Runs=2 Total laps=19 Full laps=16						
1	1'57.860	25.250	31.359	26.740	18.384	230.2	1	1'57.860	25.250	31.359	26.740	18.384	230.2
2	1'33.483	19.998	29.505	25.864	18.116	251.1	2	1'33.483	19.998	29.505	25.864	18.116	251.1
3	1'32.796	19.776	29.364	25.655	18.001	251.1	3	1'32.796	19.776	29.364	25.655	18.001	251.1
4	1'43.037	19.802	32.843	29.775	20.617	252.9	4	1'43.037	19.802	32.843	29.775	20.617	252.9
5	1'38.822	23.733	30.337	26.232	18.520	244.3	5	1'38.822	23.733	30.337	26.232	18.520	244.3
6	1'32.763	19.828	29.366	25.425	18.144	252.3	6	1'32.763	19.828	29.366	25.425	18.144	252.3
7	1'32.108	19.650	29.085	25.546	17.827	254.7	7	1'32.108	19.650	29.085	25.546	17.827	254.7
8	1'40.861	19.793	31.904	31.229	17.935	253.5	8	1'40.861	19.793	31.904	31.229	17.935	253.5
9	1'40.119 P	20.37*	29.207	25.773	24.767	251.1	9	1'40.119 P	20.37*	29.207	25.773	24.767	251.1
10	11'59.648	24.661	30.323	26.629	18.218	241.6	10	11'59.648	24.661	30.323	26.629	18.218	241.6
<b>26th 4 Steven ODENDAAL</b> NTS RW Racing GP RSA							Runs=3 Total laps=19 Full laps=14						
1	2'23.263	24.815	31.668	26.631	18.266	244.8	1	2'23.263	24.815	31.668	26.631	18.266	244.8
2	1'33.287	19.935	29.719	25.783	17.850	254.1	2	1'33.287	19.935	29.719	25.783	17.850	254.1
3	1'32.600	19.690	29.200	25.806	17.904	255.9	3	1'32.600	19.690	29.200	25.806	17.904	255.9
4	1'31.899	19.739	29.145	25.382	17.633	255.9	4	1'31.899	19.739	29.145	25.382	17.633	255.9
5	1'32.095	19.614	28.970	25.418	18.093	255.3	5	1'32.095	19.614	28.970	25.418	18.093	255.3
6	1'32.442	19.880	29.132	25.660	17.770	254.7	6	1'32.442	19.880	29.132	25.660	17.770	254.7
7	1'31.564	19.607	28.800	25.307	17.850	256.5	7	1'31.564	19.607	28.800	25.307	17.850	256.5
8	1'31.365	19.609	28.681	25.401	17.674	254.1	8	1'31.365	19.609	28.681	25.401	17.674	254.1
9	1'41.459 P	19.415	28.951	27.738	25.355	256.5	9	1'41.459 P	19.415	28.951	27.738	25.355	256.5
10	7'59.932	24.248	29.421	25.653	17.875	247.1	10	7'59.932	24.248	29.421	25.653	17.875	247.1
11	1'31.799	19.690	29.040	25.299	17.770	253.5	11	1'31.799	19.690	29.040	25.299	17.770	253.5
12	1'40.853	19.543	35.440	27.820	18.050	254.7	12	1'40.853	19.543	35.440	27.820	18.050	254.7
13	1'31.219	19.654	28.652	25.178	17.735	255.9	13	1'31.219	19.654	28.652	25.178	17.735	255.9
14	1'31.183	19.399	28.773	25.203	17.808	255.9	14	1'31.183	19.399	28.773	25.203	17.808	255.9
15	1'38.163 P	19.556	28.914	25.401	24.292	257.1	15	1'38.163 P	19.556	28.914	25.401	24.292	257.1
16	5'09.844	24.167	33.795	32.677	18.513	245.4	16	5'09.844	24.167	33.795	32.677	18.513	245.4
17	1'32.502	19.685	29.210	25.729	17.878	253.5	17	1'32.502	19.685	29.210	25.729	17.878	253.5
18	1'30.953	19.476	28.676	25.078	17.723	255.3	18	1'30.953	19.476	28.676	25.078	17.723	255.3
19	1'30.557	19.427	28.530	24.971	17.629	254.7	19	1'30.557	19.427	28.530	24.971	17.629	254.7

**Fastest Lap:** Augusto FERNANDEZ FLEXBOX HP 40 SPA 1'29.264 19.127 28.287 24.514 17.336

These data/results cannot be reproduced, stored and/or transmitted in whole or in part by any manner of electronic, mechanical, photocopying, recording, broadcasting or otherwise now known or herein after developed without the previous express consent by the copyright owner, except for reproduction in daily press and regular printed publications on sale to the public within 60 days of the event related to those data/results and always provided that copyright symbol appears together as follows below.  
© DORNA, 2019





# Free Practice Nr. 1

# Moto2

Lap	Lap Time	T1	T2	T3	T4	Speed	Lap	Lap Time	T1	T2	T3	T4	Speed	
11	<b>1'32.830</b>	20.018	29.242	25.637	17.933	253.5	<b>32nd</b>	<b>96</b>	<b>Jake DIXON</b>				Sama Qatar Angel Ni	GBR
12	<b>1'32.316</b>	19.667	29.162	25.596	17.891	253.5			Runs=1	Total laps=1	Full laps=0			
13	<b>1'35.834</b>	19.812	29.970	27.266	18.786	255.3	1	2'44.432	P	27.333	<b>33.334</b>	<b>37.512</b>	28.712	<b>230.7</b>
14	<b>1'44.622</b>	19.698	31.014	32.419	21.491	254.1								
15	<b>1'35.898</b>	19.680	31.974	26.348	17.896	<b>256.5</b>								
16	<b>1'39.880</b>	19.757	31.426	28.731	19.966	252.9								
17	<b>1'32.576</b>	19.761	29.182	25.712	17.921	252.9								
18	<b>1'32.362</b>	19.777	29.173	25.464	17.948	254.7								
19	<b>1'32.094</b>	19.729	<b>28.887</b>	25.544	17.934	252.9								

<b>30th</b>		<b>3</b>	<b>Lukas TULOVIC</b>	Kiefer Racing	GER		
		Runs=2	Total laps=20	Full laps=16			
1	2'14.120	25.194	34.040	27.819	19.228	231.2	
2	<b>1'36.506</b>	20.426	30.567	26.736	18.777	255.3	
3	<b>1'35.153</b>	20.113	30.558	26.251	18.231	255.3	
4	<b>1'33.787</b>	19.973	29.925	25.685	18.204	254.7	
5	<b>1'33.537</b>	19.801	29.636	26.004	18.096	255.9	
6	<b>1'33.663</b>	19.992	29.639	25.803	18.229	255.9	
7	<b>1'33.302</b>	19.811	29.593	25.767	18.131	<b>257.7</b>	
8	<b>1'38.232</b>	23.985	30.149	26.035	18.063	228.3	
9	<b>1'34.552</b>	19.588	31.127	25.810	18.027	256.5	
10	<b>1'32.492</b>	19.723	29.253	25.506	18.010	256.5	
11	<b>1'32.264</b>	19.582	29.242	<b>25.474</b>	17.966	255.9	
12	1'43.109	P	20.138	30.398	26.314	26.259	252.3
13	10'28.909	24.645	32.434	26.851	18.322	242.6	
14	1'35.398	*	19.698	29.160	25.809	20.731*	257.7
15	<b>1'33.821</b>	20.524	29.474	25.645	18.178	256.5	
16	<b>1'35.232</b>	19.764	30.397	26.532	18.539	257.1	
17	<b>1'32.549</b>	19.620	29.356	25.645	<b>17.928</b>	257.1	
18	<b>1'41.882</b>	26.663	31.392	25.750	18.077	187.5	
19	<b>1'32.395</b>	<b>19.528</b>	<b>29.145</b>	25.716	18.006	255.9	
20	<b>1'33.158</b>	19.681	29.231	26.017	18.229	257.7	

<b>31st</b>		<b>19</b>	<b>Teppei NAGOE</b>	IDEMITSU Honda Te	JPN		
		Runs=2	Total laps=20	Full laps=16			
1	2'39.675	25.521	34.936	30.227	20.385	223.1	
2	<b>1'41.234</b>	20.919	31.974	28.906	19.435	251.7	
3	<b>1'38.234</b>	20.546	30.823	27.787	19.078	252.9	
4	<b>1'36.920</b>	20.377	30.591	27.295	18.657	249.4	
5	<b>1'36.028</b>	20.223	30.274	26.832	18.699	251.7	
6	<b>1'35.583</b>	20.334	29.979	26.833	18.437	250.5	
7	<b>1'34.512</b>	19.948	29.836	26.278	18.450	255.3	
8	<b>1'33.857</b>	20.035	29.389	26.280	18.153	252.9	
9	<b>1'33.736</b>	19.936	29.551	26.079	18.170	254.1	
10	<b>1'34.018</b>	19.980	29.515	26.235	18.288	252.9	
11	<b>1'34.443</b>	20.192	29.618	25.939	18.694	252.9	
12	<b>1'33.914</b>	20.035	29.438	26.057	18.384	252.3	
13	<b>1'34.127</b>	20.018	29.516	26.205	18.388	255.3	
14	<b>1'34.364</b>	20.044	30.063	26.076	18.181	255.3	
15	1'44.771	P	19.937	29.608	26.955	28.271	<b>255.9</b>
16	8'38.214	28.676	32.668	26.426	18.173	159.2	
17	1'33.487	*	19.967	29.514	25.943	18.063*	254.7
18	<b>1'32.502</b>	19.858	<b>29.056</b>	25.695	17.893	253.5	
19	<b>1'39.025</b>	<b>19.581</b>	35.846	<b>25.477</b>	18.121	255.3	
20	<b>1'32.570</b>	19.671	29.431	25.625	<b>17.843</b>	255.3	

**Fastest Lap:** Augusto FERNANDEZ FLEXBOX HP 40 SPA **1'29.264** 19.127 28.287 24.514 17.336

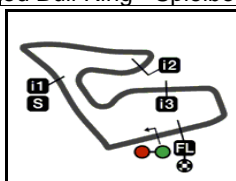
These data/results cannot be reproduced, stored and/or transmitted in whole or in part by any manner of electronic, mechanical, photocopying, recording, broadcasting or otherwise now known or herein after developed without the previous express consent by the copyright owner, except for reproduction in daily press and regular printed publications on sale to the public within 60 days of the event related to those data/results and always provided that copyright symbol appears together as follows below.  
© DORNA, 2019

Official MotoGP Timing by TISSOT  
www.motogp.com

Spielberg, Friday, August 09, 2019

Page 7 of 7





4318 m.

## myWorld MOTORRAD GRAND PRIX VON ÖSTERREICH

## Free Practice Nr. 1

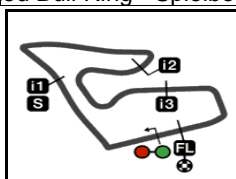
## Best Partial Times

Moto2™

*IT* Ideal Lap Time, sum of the best partial times*BT* Best Lap Time

T1		T2		T3		T4						
Pos	Rider	Time	Rider	Time	Rider	Time	Rider	Time	Pos	Rider	IT	BT
1	L.MARINI	18.972	B.BINDER	28.087	M.SCHROTTER	24.465	A.MARQUEZ	17.191	1	L.BALDASSAR	1'29.139	1'29.462 (7)
2	A.LOCATELLI	19.083	L.BALDASSARRI	28.138	A.FERNANDEZ	24.514	I.LECUONA	17.202	2	M.PASINI	1'29.176	1'29.454 (6)
3	T.NAGASHIMA	19.102	I.LECUONA	28.175	R.GARDNER	24.544	E.BASTIANINI	17.219	3	I.LECUONA	1'29.193	1'29.310 (2)
4	M.PASINI	19.114	A.MARQUEZ	28.187	I.LECUONA	24.556	L.BALDASSARRI	17.248	4	B.BINDER	1'29.223	1'29.359 (4)
5	S.MANZI	19.126	X.VIERGE	28.197	B.BINDER	24.569	M.SCHROTTER	17.267	5	A.FERNANDEZ	1'29.252	1'29.264 (1)
6	A.FERNANDEZ	19.127	M.PASINI	28.202	J.MARTIN	24.576	M.PASINI	17.270	6	A.MARQUEZ	1'29.261	1'29.537 (9)
7	X.VIERGE	19.141	R.GARDNER	28.265	J.FOLGER	24.582	L.MARINI	17.277	7	M.SCHROTTE	1'29.265	1'29.336 (3)
8	L.BALDASSARRI	19.157	S.LOWES	28.287	M.PASINI	24.590	N.BULEGA	17.292	8	L.MARINI	1'29.363	1'29.452 (5)
9	N.BULEGA	19.161	A.FERNANDEZ	28.287	T.LUTHI	24.593	J.NAVARRO	17.302	9	R.GARDNER	1'29.390	1'29.746 (17)
10	B.BINDER	19.169	J.FOLGER	28.287	L.BALDASSARRI	24.596	T.LUTHI	17.312	10	J.FOLGER	1'29.427	1'29.573 (11)
11	A.MARQUEZ	19.178	N.BULEGA	28.291	S.LOWES	24.604	F.DI GIANNANTO	17.322	11	T.LUTHI	1'29.435	1'29.584 (12)
12	T.LUTHI	19.189	S.MANZI	28.303	J.NAVARRO	24.632	A.FERNANDEZ	17.324	12	X.VIERGE	1'29.441	1'29.660 (13)
13	J.FOLGER	19.203	A.LOCATELLI	28.309	T.NAGASHIMA	24.657	R.GARDNER	17.327	13	A.LOCATELLI	1'29.490	1'29.559 (10)
14	J.MARTIN	19.204	M.SCHROTTER	28.310	F.DI GIANNANTO	24.681	B.BENDSNEYDE	17.336	14	J.NAVARRO	1'29.525	1'29.525 (8)
15	M.BEZZECCHI	19.212	J.NAVARRO	28.320	X.VIERGE	24.692	S.LOWES	17.344	15	J.MARTIN	1'29.531	1'29.738 (16)
16	M.SCHROTTER	19.223	B.BENDSNEYDE	28.330	A.MARQUEZ	24.705	J.FOLGER	17.355	16	S.LOWES	1'29.543	1'29.680 (15)
17	E.BASTIANINI	19.254	T.LUTHI	28.341	S.CHANTRA	24.730	A.LOCATELLI	17.364	17	N.BULEGA	1'29.551	1'29.664 (14)
18	R.GARDNER	19.254	J.MARTIN	28.363	A.LOCATELLI	24.734	S.CHANTRA	17.377	18	T.NAGASHIMA	1'29.598	1'29.834 (19)
19	I.LECUONA	19.260	L.MARINI	28.366	M.BEZZECCHI	24.739	J.MARTIN	17.388	18	S.MANZI	1'29.598	1'29.871 (20)
20	J.NAVARRO	19.271	E.BASTIANINI	28.388	L.MARINI	24.748	B.BINDER	17.398	20	E.BASTIANINI	1'29.663	1'29.753 (18)
21	S.LOWES	19.308	T.NAGASHIMA	28.400	S.MANZI	24.758	D.AEGERTER	17.405	21	F.DI GIANNAN	1'29.843	1'30.001 (21)
22	S.CHANTRA	19.322	D.AEGERTER	28.452	E.BASTIANINI	24.802	S.MANZI	17.411	22	S.CHANTRA	1'29.907	1'30.134 (22)
23	P.OETTL	19.344	F.DI GIANNANTO	28.463	N.BULEGA	24.807	X.VIERGE	17.411	23	M.BEZZECCHI	1'29.971	1'30.152 (23)
24	B.BENDSNEYDE	19.350	S.CHANTRA	28.478	D.AEGERTER	24.857	T.NAGASHIMA	17.439	24	B.BENDSNEY	1'30.058	1'30.234 (25)

These data/results cannot be reproduced, stored and/or transmitted in whole or in part by any manner of electronic, mechanical, photocopying, recording, broadcasting or otherwise now known or herein after developed without the previous express consent by the copyright owner, except for reproduction in daily press and regular printed publications on sale to the public within 60 days of the event related to those data/results and always provided that copyright symbol appears together as follows below.  
© DORNA, 2019



4318 m.

## myWorld MOTORRAD GRAND PRIX VON ÖSTERREICH

## Free Practice Nr. 1

## Best Partial Times

Moto2™

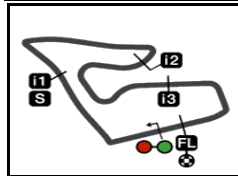
*IT* Ideal Lap Time, sum of the best partial times*BT* Best Lap Time

<b>T1</b>		<b>T2</b>		<b>T3</b>		<b>T4</b>				<i>IT</i>	<i>BT</i>	
<i>Pos</i>	<i>Rider</i>	<i>Time</i>	<i>Rider</i>	<i>Time</i>	<i>Rider</i>	<i>Time</i>	<i>Rider</i>	<i>Time</i>	<i>Pos</i>	<i>Rider</i>	<i>IT</i>	<i>BT</i>
25	F.DI GIANNANTO	19.377	M.BEZZECCHI	28.513	P.OETTL	24.923	M.BEZZECCHI	17.507	25	D.AEGERTER	1'30.173	1'30.173 (24)
26	S.ODENDAAL	19.399	S.ODENDAAL	28.530	S.ODENDAAL	24.971	S.ODENDAAL	17.629	26	S.ODENDAAL	1'30.529	1'30.557 (26)
27	D.AEGERTER	19.459	P.OETTL	28.663	B.BENDSNEYDE	25.042	P.OETTL	17.665	27	P.OETTL	1'30.595	1'30.888 (27)
28	J.ROBERTS	19.505	J.ROBERTS	28.681	J.ROBERTS	25.232	J.ROBERTS	17.699	28	J.ROBERTS	1'31.117	1'31.160 (28)
29	L.TULOVIC	19.528	X.CARDELUS	28.887	X.CARDELUS	25.425	X.CARDELUS	17.827	29	X.CARDELUS	1'31.789	1'32.094 (29)
30	T.NAGOE	19.581	T.NAGOE	29.056	L.TULOVIC	25.474	T.NAGOE	17.843	30	T.NAGOE	1'31.957	1'32.502 (31)
31	X.CARDELUS	19.650	L.TULOVIC	29.145	T.NAGOE	25.477	L.TULOVIC	17.928	31	L.TULOVIC	1'32.075	1'32.264 (30)
32	J.DIXON		J.DIXON	33.334	J.DIXON	37.512	J.DIXON		-1	J.DIXON		(-1)

These data/results cannot be reproduced, stored and/or transmitted in whole or in part by any manner of electronic, mechanical, photocopying, recording, broadcasting or otherwise now known or herein after developed without the previous express consent by the copyright owner, except for reproduction in daily press and regular printed publications on sale to the public within 60 days of the event related to those data/results and always provided that copyright symbol appears together as follows below.  
© DORNA, 2019

Official MotoGP Timing by TISSOT  
www.motogp.com





4318 m.

## myWorld MOTORRAD GRAND PRIX VON ÖSTERREICH

## Free Practice Nr. 1

## Fastest Laps Sequence

<i>Practice Time</i>	 <i>Rider</i>	<i>Nation</i>	<i>Motorcycle</i>	<i>Time</i>	<i>Km/h</i>	<i>Rider's Lap</i>
3'31.343	18 Xavi CARDELUS	AND	KTM	1'33.483	166.2	2
3'32.523	35 Somkiat CHANTRA	THA	KALEX	1'32.981	167.1	2
3'33.168	64 Bo BENDSNEYDER	NED	NTS	1'32.141	168.7	2
4'12.128	73 Alex MARQUEZ	SPA	KALEX	1'32.086	168.8	2
5'03.803	27 Iker LECUONA	SPA	KTM	1'31.201	170.4	3
5'11.206	41 Brad BINDER	RSA	KTM	1'31.014	170.7	3
5'13.320	87 Remy GARDNER	AUS	KALEX	1'30.851	171.1	3
5'42.833	73 Alex MARQUEZ	SPA	KALEX	1'30.705	171.3	3
6'38.537	23 Marcel SCHROTTER	GER	KALEX	1'30.533	171.7	4
6'43.823	87 Remy GARDNER	AUS	KALEX	1'30.503	171.7	4
8'12.902	45 Tetsuta NAGASHIMA	JPN	KALEX	1'29.915	172.8	5
11'14.815	45 Tetsuta NAGASHIMA	JPN	KALEX	1'29.834	173.0	7
13'13.344	73 Alex MARQUEZ	SPA	KALEX	1'29.746	173.2	8
30'11.620	7 Lorenzo BALDASSARRI	ITA	KALEX	1'29.462	173.7	17
32'50.929	41 Brad BINDER	RSA	KTM	1'29.359	173.9	17
34'21.577	40 Augusto FERNANDEZ	SPA	KALEX	1'29.264	174.1	18

These data/results cannot be reproduced, stored and/or transmitted in whole or in part by any manner of electronic, mechanical, photocopying, recording, broadcasting or otherwise now known or herein after developed without the previous express consent by the copyright owner, except for reproduction in daily press and regular printed publications on sale to the public within 60 days of the event related to those data/results and always provided that copyright symbol appears together as follows below.

© DORNA, 2019

Official MotoGP Timing by TISSOT  
www.motogp.com

Spielberg, Friday, August 09, 2019

