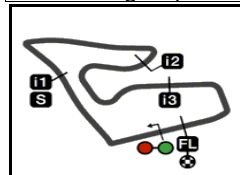


## myWorld MOTORRAD GRAND PRIX VON ÖSTERREICH


## Free Practice Nr. 2

## Classification

6



4318 m.

	Rider	Nation	Team	Motorcycle	Time	Lap Total	Gap	Top Speed
1	41 Brad BINDER	RSA	Red Bull KTM Ajo	KTM	<b>1'29.029</b>	21 21		<b>258.9</b>
2	45 Tetsuta NAGASHIMA	JPN	ONEXOX TKKR SAG Team	KALEX	<b>1'29.119</b>	16 20	0.090 0.090	<b>258.3</b>
3	12 Thomas LUTHI	SWI	Dynavolt Intact GP	KALEX	<b>1'29.147</b>	15 19	0.118 0.028	<b>259.6</b>
4	9 Jorge NAVARRO	SPA	Beta Tools Speed Up	SPEED UP	<b>1'29.162</b>	18 19	0.133 0.015	<b>259.6</b>
5	33 Enea BASTIANINI	ITA	Italtrans Racing Team	KALEX	<b>1'29.216</b>	16 18	0.187 0.054	<b>258.9</b>
6	10 Luca MARINI	ITA	SKY Racing Team VR46	KALEX	<b>1'29.365</b>	20 24	0.336 0.149	<b>260.8</b>
7	40 Augusto FERNANDEZ	SPA	FLEXBOX HP 40	KALEX	<b>1'29.377</b>	18 20	0.348 0.012	<b>258.9</b>
8	35 Somkiat CHANTRA	THA	IDEMITSU Honda Team Asia	KALEX	<b>1'29.383</b>	23 23	0.354 0.006	<b>261.5</b>
9	88 Jorge MARTIN	SPA	Red Bull KTM Ajo	KTM	<b>1'29.449</b>	18 19	0.420 0.066	<b>260.2</b>
10	23 Marcel SCHROTTER	GER	Dynavolt Intact GP	KALEX	<b>1'29.474</b>	16 16	0.445 0.025	<b>261.5</b>
11	87 Remy GARDNER	AUS	ONEXOX TKKR SAG Team	KALEX	<b>1'29.532</b>	13 18	0.503 0.058	<b>259.6</b>
12	73 Alex MARQUEZ	SPA	EG 0,0 Marc VDS	KALEX	<b>1'29.566</b>	21 21	0.537 0.034	<b>260.8</b>
13	7 Lorenzo BALDASSARRI	ITA	FLEXBOX HP 40	KALEX	<b>1'29.572</b>	23 23	0.543 0.006	<b>258.9</b>
14	97 Xavi VIERGE	SPA	EG 0,0 Marc VDS	KALEX	<b>1'29.618</b>	15 22	0.589 0.046	<b>261.5</b>
15	27 Iker LECUONA	SPA	American Racing KTM	KTM	<b>1'29.708</b>	17 18	0.679 0.090	<b>255.9</b>
16	22 Sam LOWES	GBR	Federal Oil Gresini Moto2	KALEX	<b>1'29.730</b>	14 21	0.701 0.022	<b>258.9</b>
17	54 Mattia PASINI	ITA	Tasca Racing Scuderia Moto2	KALEX	<b>1'29.748</b>	9 17	0.719 0.018	<b>259.6</b>
18	11 Nicolo BULEGA	ITA	SKY Racing Team VR46	KALEX	<b>1'29.781</b>	19 19	0.752 0.033	<b>258.9</b>
19	64 Bo BENDSNEYDER	NED	NTS RW Racing GP	NTS	<b>1'29.797</b>	22 22	0.768 0.016	<b>257.1</b>
20	77 Dominique AEGERTER	SWI	MV Agusta Temporary Forward	MV AGUSTA	<b>1'29.818</b>	18 21	0.789 0.021	<b>259.6</b>
21	94 Jonas FOLGER	GER	Petronas Sprinta Racing	KALEX	<b>1'29.995</b>	17 17	0.966 0.177	<b>258.9</b>
22	21 Fabio DI GIANNANTONIO	ITA	Beta Tools Speed Up	SPEED UP	<b>1'29.999</b>	15 17	0.970 0.004	<b>255.3</b>
23	5 Andrea LOCATELLI	ITA	Italtrans Racing Team	KALEX	<b>1'30.041</b>	15 18	1.012 0.042	<b>259.6</b>
24	72 Marco BEZZECCHI	ITA	Red Bull KTM Tech 3	KTM	<b>1'30.063</b>	5 19	1.034 0.022	<b>259.6</b>
25	62 Stefano MANZI	ITA	MV Agusta Temporary Forward	MV AGUSTA	<b>1'30.203</b>	16 16	1.174 0.140	<b>257.1</b>
26	65 Philipp OETTL	GER	Red Bull KTM Tech 3	KTM	<b>1'30.437</b>	15 16	1.408 0.234	<b>260.8</b>
27	4 Steven ODENDAAL	RSA	NTS RW Racing GP	NTS	<b>1'30.677</b>	15 20	1.648 0.240	<b>259.6</b>
28	96 Jake DIXON	GBR	Sama Qatar Angel Nieto Team	KTM	<b>1'30.695</b>	14 19	1.666 0.018	<b>257.7</b>
29	16 Joe ROBERTS	USA	American Racing KTM	KTM	<b>1'30.942</b>	18 18	1.913 0.247	<b>258.3</b>
30	3 Lukas TULOVIC	GER	Kiefer Racing	KTM	<b>1'31.483</b>	16 16	2.454 0.541	<b>257.7</b>
31	19 Teppei NAGOE	JPN	IDEMITSU Honda Team Asia	KALEX	<b>1'31.648</b>	17 23	2.619 0.165	<b>256.5</b>
32	18 Xavi CARDELUS	AND	Sama Qatar Angel Nieto Team	KTM	<b>1'31.939</b>	15 17	2.910 0.291	<b>257.1</b>

Practice condition: **Dry**Air: **32°**Humidity: **34%**Ground: **49°**

<b>Fastest Lap:</b>	Lap: 21	<b>Brad BINDER</b>	<b>1'29.029</b>	174.6 Km/h
<b>Best Race Lap:</b>	2016	<b>Johann ZARCO</b>	<b>1'29.497</b>	173.6 Km/h
<b>All Time Lap Record:</b>	2019	<b>Brad BINDER</b>	<b>1'29.029</b>	174.6 Km/h

The results are provisional until the end of the limit for protest and appeals.

Time limit for protest expires 30' after publication of the results - ..... Time: .....

These data/results cannot be reproduced, stored and/or transmitted in whole or in part by any manner of electronic, mechanical, photocopying, recording, broadcasting or otherwise now known or herein after developed without the previous express consent by the copyright owner, except for reproduction in daily press and regular printed publications on sale to the public within 60 days of the event related to those data/results and always provided that copyright symbol appears together as follows below.

© DORNA, 2019

Official MotoGP Timing by TISSOT  
www.motogp.com

Spielberg, Friday, August 09, 2019

moto2™




## myWorld MOTORRAD GRAND PRIX VON ÖSTERREICH

## Free Practice Nr. 2

## Combined Free Practice Times

7

	Rider	Nation	Team	MOTORCYCLE	FP1	FP2	Gap
1	41 B.BINDER	RSA	Red Bull KTM Ajo	KTM	1'29.359 17	<b>1'29.029</b> 21	
2	45 T.NAGASHIMA	JPN	ONEXOX TKKR SAG Team	KALEX	1'29.834 7	<b>1'29.119</b> 16	0.090 0.090
3	12 T.LUTHI	SWI	Dynavolt Intact GP	KALEX	1'29.584 14	<b>1'29.147</b> 15	0.118 0.028
4	9 J.NAVARRO	SPA	Beta Tools Speed Up	SPEED UP	1'29.525 15	<b>1'29.162</b> 18	0.133 0.015
5	33 E.BASTIANINI	ITA	Italtrans Racing Team	KALEX	1'29.753 17	<b>1'29.216</b> 16	0.187 0.054
6	40 A.FERNANDEZ	SPA	FLEXBOX HP 40	KALEX	<b>1'29.264</b> 18	1'29.377 18	0.235 0.048
7	27 I.LECUONA	SPA	American Racing KTM	KTM	<b>1'29.310</b> 18	1'29.708 17	0.281 0.046
8	23 M.SCHROTTER	GER	Dynavolt Intact GP	KALEX	<b>1'29.336</b> 17	1'29.474 16	0.307 0.026
9	10 L.MARINI	ITA	SKY Racing Team VR46	KALEX	1'29.452 20	<b>1'29.365</b> 20	0.336 0.029
10	35 S.CHANTRA	THA	IDEMITSU Honda Team Asia	KALEX	1'30.134 14	<b>1'29.383</b> 23	0.354 0.018
11	88 J.MARTIN	SPA	Red Bull KTM Ajo	KTM	1'29.738 15	<b>1'29.449</b> 18	0.420 0.066
12	54 M.PASINI	ITA	Tasca Racing Scuderia Moto2	KALEX	<b>1'29.454</b> 17	1'29.748 9	0.425 0.005
13	7 L.BALDASSARRI	ITA	FLEXBOX HP 40	KALEX	<b>1'29.462</b> 17	1'29.572 23	0.433 0.008
14	87 R.GARDNER	AUS	ONEXOX TKKR SAG Team	KALEX	1'29.746 9	<b>1'29.532</b> 13	0.503 0.070
15	73 A.MARQUEZ	SPA	EG 0,0 Marc VDS	KALEX	<b>1'29.537</b> 16	1'29.566 21	0.508 0.005
16	5 A.LOCATELLI	ITA	Italtrans Racing Team	KALEX	<b>1'29.559</b> 21	1'30.041 15	0.530 0.022
17	94 J.FOLGER	GER	Petronas Sprinta Racing	KALEX	<b>1'29.573</b> 22	1'29.995 17	0.544 0.014
18	97 X.VIERGE	SPA	EG 0,0 Marc VDS	KALEX	1'29.660 16	<b>1'29.618</b> 15	0.589 0.045
19	11 N.BULEGA	ITA	SKY Racing Team VR46	KALEX	<b>1'29.664</b> 21	1'29.781 19	0.635 0.046
20	22 S.LOWES	GBR	Federal Oil Gresini Moto2	KALEX	<b>1'29.680</b> 21	1'29.730 14	0.651 0.016
21	64 B.BENDSNEYDEI	NED	NTS RW Racing GP	NTS	1'30.234 22	<b>1'29.797</b> 22	0.768 0.117
22	77 D.AEGERTER	SWI	MV Agusta Temporary Forward	MV AGUSTA	1'30.173 15	<b>1'29.818</b> 18	0.789 0.021
23	62 S.MANZI	ITA	MV Agusta Temporary Forward	MV AGUSTA	<b>1'29.871</b> 18	1'30.203 16	0.842 0.053
24	21 F.DI GIANNANTO	ITA	Beta Tools Speed Up	SPEED UP	1'30.001 16	<b>1'29.999</b> 15	0.970 0.128
25	72 M.BEZZECCHI	ITA	Red Bull KTM Tech 3	KTM	1'30.152 16	<b>1'30.063</b> 5	1.034 0.064
26	65 P.OETTL	GER	Red Bull KTM Tech 3	KTM	1'30.888 19	<b>1'30.437</b> 15	1.408 0.374
27	4 S.ODENDAAL	RSA	NTS RW Racing GP	NTS	<b>1'30.557</b> 19	1'30.677 15	1.528 0.120
28	96 J.DIXON	GBR	Sama Qatar Angel Nieto Team	KTM		<b>1'30.695</b> 14	1.666 0.138
29	16 J.ROBERTS	USA	American Racing KTM	KTM	1'31.160 19	<b>1'30.942</b> 18	1.913 0.247
30	3 L.TULOVIC	GER	Kiefer Racing	KTM	1'32.264 11	<b>1'31.483</b> 16	2.454 0.541
31	19 T.NAGOE	JPN	IDEMITSU Honda Team Asia	KALEX	1'32.502 18	<b>1'31.648</b> 17	2.619 0.165
32	18 X.CARDELUS	AND	Sama Qatar Angel Nieto Team	KTM	1'32.094 19	<b>1'31.939</b> 15	2.910 0.291

<b>Pole Position Record:</b>	2016	<b>Johann ZARCO</b>	<b>1'29.255</b>	174.1 Km/h
<b>Best Race Lap:</b>	2016	<b>Johann ZARCO</b>	<b>1'29.497</b>	173.6 Km/h
<b>All Time Lap Record:</b>	2019	<b>Brad BINDER</b>	<b>1'29.029</b>	174.6 Km/h

The results are provisional until the end of the limit for protest and appeals.

Time limit for protest expires 60' after publication of the results - Mr. .... Time: .....

These data/results cannot be reproduced, stored and/or transmitted in whole or in part by any manner of electronic, mechanical, photocopying, recording, broadcasting or otherwise now known or herein after developed without the previous express consent by the copyright owner, except for reproduction in daily press and regular printed publications on sale to the public within 60 days of the event related to those data/results and always provided that copyright symbol appears together as follows below.

© DORNA, 2019

Official MotoGP Timing by TISSOT

www.motogp.com

Spielberg, Friday, August 09, 2019



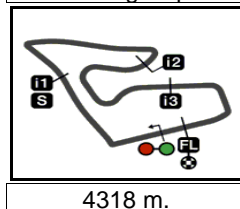


## myWorld MOTORRAD GRAND PRIX VON ÖSTERREICH

## Free Practice Nr. 2

## Top Speed &amp; Average

8



4318 m.



Rider	Nation	Motorcycle	Top 5 speeds					Average	Top
23 Marcel SCHROTTER	GER	KALEX	261.5	257.7	257.7	257.1	257.1	257.9	261.5
35 Somkiat CHANTRA	THA	KALEX	261.5	260.8	260.2	260.2	260.2	260.6	261.5
97 Xavi VIERGE	SPA	KALEX	261.5	259.6	259.6	259.6	259.6	259.9	261.5
10 Luca MARINI	ITA	KALEX	260.8	260.2	260.2	260.2	259.6	259.9	260.8
65 Philipp OETTL	GER	KTM	260.8	260.2	259.6	258.3	258.3	259.1	260.8
73 Alex MARQUEZ	SPA	KALEX	260.8	260.8	258.9	258.3	258.3	259.4	260.8
88 Jorge MARTIN	SPA	KTM	260.2	259.6	258.3	257.7	257.7	258.4	260.2
4 Steven ODENDAAL	RSA	NTS	259.6	258.3	256.5	256.5	255.9	257.1	259.6
5 Andrea LOCATELLI	ITA	KALEX	259.6	258.9	258.9	258.9	258.3	258.7	259.6
9 Jorge NAVARRO	SPA	SPEED UP	259.6	258.9	258.3	257.7	257.7	258.4	259.6
12 Thomas LUTHI	SWI	KALEX	259.6	259.6	259.6	258.9	258.9	259.3	259.6
54 Mattia PASINI	ITA	KALEX	259.6	258.9	258.9	258.3	257.7	258.4	259.6
72 Marco BEZZECCHI	ITA	KTM	259.6	259.6	259.6	258.9	258.9	259.3	259.6
77 Dominique AEGERTER	SWI	MV AGUSTA	259.6	257.1	255.9	255.3	254.7	256.0	259.6
87 Remy GARDNER	AUS	KALEX	259.6	257.7	257.7	257.1	257.1	257.6	259.6
7 Lorenzo BALDASSARRI	ITA	KALEX	258.9	257.7	257.7	257.1	256.5	257.2	258.9
11 Nicolo BULEGA	ITA	KALEX	258.9	258.9	257.7	257.7	257.7	258.0	258.9
22 Sam LOWES	GBR	KALEX	258.9	258.9	258.3	257.7	257.7	258.3	258.9
33 Enea BASTIANINI	ITA	KALEX	258.9	258.3	258.3	258.3	258.3	258.4	258.9
40 Augusto FERNANDEZ	SPA	KALEX	258.9	257.7	255.9	255.9	255.9	256.9	258.9
41 Brad BINDER	RSA	KTM	258.9	258.3	257.7	257.7	257.7	258.1	258.9
94 Jonas FOLGER	GER	KALEX	258.9	258.9	258.3	257.7	257.7	258.3	258.9
16 Joe ROBERTS	USA	KTM	258.3	256.5	255.3	254.7	254.1	255.8	258.3
45 Tetsuta NAGASHIMA	JPN	KALEX	258.3	257.7	257.7	257.1	256.5	257.0	258.3
3 Lukas TULOVIC	GER	KTM	257.7	256.5	256.5	255.9	255.9	256.4	257.7
96 Jake DIXON	GBR	KTM	257.7	257.1	257.1	256.5	256.5	257.0	257.7
18 Xavi CARDELUS	AND	KTM	257.1	255.9	255.9	255.3	253.5	254.8	257.1
62 Stefano MANZI	ITA	MV AGUSTA	257.1	256.5	256.5	256.5	256.5	256.6	257.1
64 Bo BENDSNEYDER	NED	NTS	257.1	256.5	255.9	255.9	255.9	256.2	257.1
19 Teppei NAGOE	JPN	KALEX	256.5	255.9	255.9	255.3	254.7	255.4	256.5
27 Iker LECUONA	SPA	KTM	255.9	255.3	254.1	254.1	253.5	254.3	255.9
21 Fabio DI GIANNANTONIO	ITA	SPEED UP	255.3	255.3	255.3	254.7	254.7	254.9	255.3

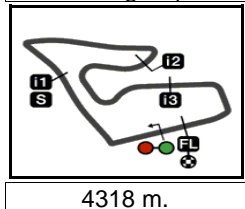
These data/results cannot be reproduced, stored and/or transmitted in whole or in part by any manner of electronic, mechanical, photocopying, recording, broadcasting or otherwise now known or herein after developed without the previous express consent by the copyright owner, except for reproduction in daily press and regular printed publications on sale to the public within 60 days of the event related to those data/results and always provided that copyright symbol appears together as follows below.

© DORNA, 2019

Official MotoGP Timing by TISSOT  
www.motogp.com

Spielberg, Friday, August 09, 2019





# Moto2™

## myWorld MOTORRAD GRAND PRIX VON ÖSTERREICH

### Free Practice Nr. 2

### Chronological Analysis of Performances

9

\* Lap / Sector time cancelled      **T1** Time from finish line to 1st intermediate      **T3** Time from 2nd intermed. to 3rd intermed.  
**P** Crossing the finish line in pit lane      **T2** Time from 1st intermed. to 2nd intermed.      **T4** Time from 3rd intermediate to finish line

Lap	Lap Time	T1	T2	T3	T4	Speed	Lap	Lap Time	T1	T2	T3	T4	Speed
<b>1st 41 Brad BINDER</b> Red Bull KTM Ajo RSA							<b>3rd 12 Thomas LUTHI</b> Dynavolt Intact GP SWI						
Runs=2 Total laps=22 Full laps=15							Runs=3 Total laps=19 Full laps=11						
1	1'56.205	25.668	30.288	25.381	18.194	240.5	1	2'02.219	25.485	30.350	25.691	17.730	222.2
2	<b>1'44.664</b>	19.412	28.529	24.917	31.806	257.1	2	<b>1'30.693</b>	19.460	28.768	24.897	17.568	257.1
3	<b>1'30.981</b>	19.543	28.846	24.954	17.638	257.7	3	<b>1'29.919</b>	19.308	28.529	24.648	17.434	<b>259.6</b>
4	<b>1'30.160</b>	19.332	28.442	24.735	17.651	255.9	4	<b>1'30.376</b>	19.409	28.527	25.042	17.398	259.6
5	<b>1'30.035</b>	19.282	28.489	24.677	17.587	254.1	5	1'30.649 *	19.258	28.893	25.075	17.423*	258.9
6	<b>1'29.973</b>	19.253	28.314	24.835	17.571	255.9	6	1'35.590 P	19.287	28.517	24.934	22.852	258.9
7	<b>1'29.691</b>	19.205	28.270	24.688	17.528	256.5	7	8'45.784	24.670	28.940	25.196	17.512	244.8
8	1'29.905 *	19.094	28.408	24.880	17.523*	258.3	8	<b>1'30.149</b>	19.390	28.429	24.921	17.409	255.9
9	<b>1'32.957</b>	21.999	28.658	24.738	17.562	250.5	9	<b>1'30.280</b>	19.347	28.547	24.908	17.478	258.9
10	1'29.827 *	19.33*	28.289	24.691	17.517	255.9	10	1'30.189 *	19.279	28.381	24.864	17.665*	258.3
11	<b>1'29.675</b>	19.232	28.319	24.628	17.496	<b>258.9</b>	11	1'37.355 P	19.610	29.521	25.369	22.855	254.1
12	<b>1'29.462</b>	19.156	<b>28.044</b>	24.724	17.538	257.1	12	6'07.715	24.406	29.593	25.511	17.746	241.0
13	<b>1'37.380</b>	19.287	35.042	25.412	17.639	257.1	13	<b>1'32.549</b>	19.515	28.585	26.855	17.594	253.5
14	1'36.466 *	22.51 *	30.833	25.502	17.620	238.9	14	<b>1'29.756</b>	19.326	28.406	24.718	17.306	257.7
15	<b>1'29.876</b>	19.268	28.261	24.795	17.552	257.1	15	<b>1'29.147</b>	19.211	<b>28.187</b>	<b>24.523</b>	<b>17.226</b>	257.7
16	1'37.375 P	19.428	28.413	24.977	24.557	255.9	16	<b>1'30.119</b>	19.263	28.316	24.941	17.599	259.6
17	8'51.794	24.370	30.239	26.239	22.333	248.2	17	1'36.023 *	24.39*	29.321	24.824	17.483	209.3
18	<b>1'29.776</b>	19.325	28.169	24.698	17.584	256.5	18	<b>1'29.732</b>	19.267	28.232	24.814	17.419	257.7
19	<b>1'29.291</b>	19.120	28.079	24.689	<b>17.403</b>	257.7	19	<b>1'29.266</b>	<b>19.182</b>	28.219	24.619	17.246	258.3
20	<b>1'29.353</b>	19.225	28.062	24.641	17.425	256.5							
21	<b>1'29.029</b>	<b>19.066</b>	28.048	<b>24.503</b>	17.412	257.7							
unfinished 19.245 256.5													
<b>2nd 45 Tetsuta NAGASHIM</b> ONEXO TKKR SAG JPN							<b>4th 9 Jorge NAVARRO</b> Beta Tools Speed Up SPA						
Runs=2 Total laps=20 Full laps=15							Runs=3 Total laps=19 Full laps=13						
1	2'04.631	24.677	30.448	25.574	17.995	247.7	1	2'01.030	26.667	30.150	25.669	17.719	234.7
2	<b>1'31.061</b>	19.843	28.636	24.937	17.645	255.3	2	<b>1'30.620</b>	19.592	28.713	25.013	17.302	255.9
3	<b>1'30.586</b>	19.566	28.572	24.990	17.458	256.5	3	<b>1'30.444</b>	19.294	28.753	24.871	17.526	258.9
4	<b>1'29.861</b>	19.264	28.438	24.750	17.409	<b>258.3</b>	4	<b>1'29.756</b>	19.286	28.375	24.865	17.230	257.7
5	<b>1'30.117</b>	19.307	28.352	24.882	17.576	257.7	5	<b>1'30.324</b>	19.335	28.499	25.153	17.337	256.5
6	<b>1'29.793</b>	19.304	28.526	24.649	17.314	256.5	6	<b>1'29.524</b>	19.196	28.343	24.678	17.307	257.1
7	<b>1'30.499</b>	19.232	28.953	24.828	17.486	257.1	7	<b>1'29.564</b>	19.281	28.322	24.593	17.368	257.1
8	<b>1'30.146</b>	19.301	28.464	24.842	17.539	254.7	8	1'38.951 P	<b>19.167</b>	29.393	25.636	24.755	<b>259.6</b>
9	1'30.189 *	19.407	28.434	24.794	17.554*	255.3	9	9'19.871	26.161	29.535	25.185	17.410	239.4
10	<b>1'36.487</b>	24.861	29.003	25.045	17.578	244.8	10	<b>1'30.008</b>	19.330	28.542	24.818	17.318	257.7
11	1'40.510 P	19.440	28.229	25.671	27.170	255.9	11	<b>1'29.894</b>	19.309	28.428	24.867	17.290	257.1
12	11'40.997	25.949	30.200	25.629	17.683	241.0	12	1'30.536 *	19.476	28.457	24.888	17.715*	255.3
13	<b>1'37.229</b>	19.528	32.646	27.124	17.931	252.3	13	<b>1'30.245</b>	19.480	28.527	24.872	17.366	255.9
14	1'29.938 *	19.215	28.230	24.857	17.636*	256.5	14	<b>1'30.187</b>	19.397	28.524	24.915	17.351	256.5
15	<b>1'30.344</b>	19.276	28.672	25.056	17.340	255.9	15	1'39.236 P	19.842	29.410	25.591	24.393	240.5
16	<b>1'29.119</b>	19.184	<b>28.137</b>	<b>24.547</b>	<b>17.251</b>	255.9	16	5'20.397	24.915	29.911	26.090	20.173	246.5
17	<b>1'30.639</b>	19.137	28.643	25.484	17.375	256.5	17	<b>1'29.977</b>	19.437	28.408	24.825	17.307	255.9
18	<b>1'30.510</b>	<b>19.134</b>	28.781	25.252	17.343	257.7	18	<b>1'29.162</b>	19.278	<b>28.181</b>	<b>24.569</b>	<b>17.134</b>	257.1
19	<b>1'30.297</b>	19.217	28.163	25.488	17.429	256.5	19	<b>1'29.291</b>	19.201	28.244	24.657	17.189	258.3

**Fastest Lap:** Brad BINDER Red Bull KTM Ajo RSA **1'29.029** 19.066 28.048 24.503 17.412

These data/results cannot be reproduced, stored and/or transmitted in whole or in part by any manner of electronic, mechanical, photocopying, recording, broadcasting or otherwise now known or herein after developed without the previous express consent by the copyright owner, except for reproduction in daily press and regular printed publications on sale to the public within 60 days of the event related to those data/results and always provided that copyright symbol appears together as follows below.  
 © DORNA, 2019



# Free Practice Nr. 2

# Moto2

Lap	Lap Time	T1	T2	T3	T4	Speed	Lap	Lap Time	T1	T2	T3	T4	Speed		
<b>5th</b>	<b>33</b>	<b>Enea BASTIANINI</b> Italtrans Racing Team ITA					7	<b>1'30.155</b>	19.328	28.503	24.807	17.517	254.7		
		Runs=2	Total laps=18	Full laps=14		8	1'37.608	P 20.099	29.914	24.893	22.702	211.7			
1	3'47.138	24.627	30.459	25.604	20.929	246.5	9	8'06.000	24.732	29.735	25.329	17.714	245.4		
2	<b>1'31.052</b>	19.614	28.818	25.129	17.491	256.5	10	<b>1'30.901</b>	19.567	28.823	24.954	17.557	252.9		
3	<b>1'30.408</b>	19.323	28.560	25.060	17.465	257.1	11	<b>1'31.573</b>	19.400	29.771	24.915	17.487	254.7		
4	<b>1'30.024</b>	19.394	28.420	24.887	17.323	<b>258.9</b>	12	<b>1'30.213</b>	19.400	28.550	24.840	17.423	255.3		
5	<b>1'37.051</b>	19.280	32.610	27.632	17.529	258.3	13	<b>1'30.063</b>	19.252	28.572	24.839	17.400	257.7		
6	<b>1'30.189</b>	19.387	28.538	24.889	17.375	257.7	14	<b>1'29.934</b>	19.290	28.451	24.759	17.434	255.9		
7	<b>1'32.953</b>	19.742	30.100	25.601	17.510	223.6	15	1'34.906	P 19.260	28.433	24.750	22.463	255.3		
8	1'34.149	*	19.290	32.243	25.148	17.468	*	258.3	16	4'29.619	23.829	29.111	25.042	17.875	248.8
9	<b>1'30.053</b>	19.297	28.438	24.972	17.346	257.1	17	<b>1'29.787</b>	19.372	28.396	24.700	17.319	254.7		
10	1'39.320	P 19.888	29.502	26.487	23.443	250.0	18	<b>1'29.377</b>	19.256	<b>28.247</b>	<b>24.588</b>	<b>17.286</b>	254.7		
11	12'14.952	*	28.945	31.222	26.405	*	21.581	*	19.317	30.619	25.504	18.098	255.9		
12	<b>1'35.780</b>	19.521	32.428	25.619	18.212	256.5	19	<b>1'33.538</b>	19.317	30.619	25.504	18.098	255.9		
13	<b>1'33.409</b>	20.817	29.262	25.801	17.529	247.1	20	<b>1'30.944</b>	<b>19.169</b>	28.581	24.736	18.458	<b>258.9</b>		
14	<b>1'29.710</b>	19.293	28.301	24.828	17.288	257.1	<b>8th 35 Somkiat CHANTRA</b> IDEMITSU Honda Te THA								
15	<b>1'29.493</b>	19.213	28.245	24.768	17.267	256.5		Runs=2	Total laps=23	Full laps=17					
16	<b>1'29.216</b>	19.208	<b>28.090</b>	<b>24.730</b>	17.188	258.3	1	2'05.483	24.069	31.967	25.963	17.799	238.9		
17	<b>1'31.794</b>	20.218	28.818	25.196	17.562	252.3	2	<b>1'30.932</b>	19.332	29.179	25.054	17.367	260.2		
18	<b>1'29.413</b>	<b>19.134</b>	28.346	24.791	<b>17.142</b>	258.3	3	<b>1'30.615</b>	19.453	28.661	24.920	17.581	260.8		
<b>6th 10 Luca MARINI</b> SKY Racing Team VR ITA							4	<b>1'29.952</b>	19.337	28.575	24.672	17.368	258.3		
		Runs=2	Total laps=24	Full laps=17		5	<b>1'30.106</b>	19.258	28.791	24.727	17.330	257.1			
1	1'41.518	24.733	30.568	25.527	17.991	248.8	6	<b>1'29.688</b>	19.424	28.397	24.604	<b>17.263</b>	258.9		
2	<b>1'30.657</b>	19.303	28.703	25.064	17.587	258.3	7	1'30.352	*	19.279	28.737	24.810	*	17.526	259.6
3	<b>1'30.375</b>	19.352	28.525	25.018	17.480	258.3	8	<b>1'30.327</b>	19.497	28.739	24.716	17.375	255.9		
4	<b>1'29.960</b>	19.172	28.351	24.945	17.492	259.6	9	<b>1'29.949</b>	19.250	28.670	24.622	17.407	260.2		
5	<b>1'30.127</b>	19.147	28.546	24.956	17.478	258.9	10	<b>1'39.463</b>	21.784	34.965	24.913	17.801	218.1		
6	<b>1'30.285</b>	19.200	28.600	24.939	17.546	257.7	11	<b>1'30.182</b>	19.212	28.669	24.721	17.580	258.3		
7	<b>1'29.808</b>	19.135	28.386	24.873	17.414	258.9	12	<b>1'29.979</b>	19.208	28.614	24.565	17.592	257.7		
8	<b>1'30.043</b>	19.228	28.441	24.918	17.456	258.3	13	<b>1'29.882</b>	19.241	28.656	24.645	17.340	259.6		
9	1'30.120	*	19.181	28.470	24.984	17.485	*	258.9	14	1'36.568	P 19.320	28.783	25.014	23.451	257.7
10	<b>1'31.851</b>	19.388	28.462	26.105	17.896	258.9	15	6'51.171	24.314	29.233	25.184	17.411	254.1		
11	<b>1'29.938</b>	19.207	28.284	24.977	17.470	257.7	16	<b>1'29.650</b>	19.324	28.311	24.682	17.333	257.1		
12	<b>1'29.522</b>	19.148	<b>28.176</b>	24.823	17.375	259.6	17	<b>1'35.195</b>	19.347	33.735	24.712	17.401	257.1		
13	1'39.505	P 20.424	29.822	25.720	23.539	252.3	18	<b>1'29.540</b>	19.257	28.529	<b>24.452</b>	17.302	258.3		
14	5'55.160	24.677	30.857	25.782	17.619	247.1	19	1'32.058	*	19.176	28.472	24.736	19.674	*	259.6
15	<b>1'30.208</b>	19.276	28.595	24.960	17.377	258.3	20	<b>1'39.939</b>	19.947	32.106	27.460	20.426	255.9		
16	<b>1'30.024</b>	19.111	28.601	24.919	17.393	258.3	21	<b>1'30.022</b>	19.326	28.420	24.653	17.623	<b>261.5</b>		
17	<b>1'30.068</b>	19.094	28.677	24.931	17.366	260.2	22	1'29.551	*	<b>19.159</b>	28.412	24.655	17.325	*	259.6
18	<b>1'29.816</b>	19.085	28.453	24.909	17.369	259.6	23	<b>1'29.383</b>	19.218	<b>28.297</b>	24.524	17.344	260.2		
19	<b>1'29.626</b>	19.149	28.282	24.804	17.391	258.9	<b>9th 88 Jorge MARTIN</b> Red Bull KTM Ajo SPA								
20	<b>1'29.365</b>	19.119	28.200	24.754	<b>17.292</b>	259.6		Runs=3	Total laps=20	Full laps=16					
21	1'46.687	*	19.16	*	35.312	27.609	24.599	260.2	1	1'52.386	25.991	31.218	25.946	17.947	236.3
22	<b>1'29.870</b>	19.231	28.420	24.858	17.361	259.6	2	<b>1'31.507</b>	19.702	29.032	25.141	17.632	254.1		
23	1'29.459	*	19.030	28.413	<b>24.688</b>	17.328	*	260.2	3	<b>1'30.959</b>	19.606	28.660	25.104	17.589	255.3
24	1'30.000	*	<b>19.000</b>	28.313	25.226	17.461	*	<b>260.8</b>	4	<b>1'30.520</b>	19.440	28.541	24.977	17.562	257.7
<b>7th 40 Augusto FERNAND</b> FLEXBOX HP 40 SPA							5	1'35.091	*	19.50	*	29.551	28.385	17.652	255.9
		Runs=3	Total laps=20	Full laps=14		6	<b>1'30.298</b>	19.430	28.500	24.840	17.528	255.9			
1	2'20.754	23.823	30.477	25.766	17.734	247.7	7	<b>1'30.189</b>	19.439	28.404	24.775	17.571	256.5		
2	<b>1'30.820</b>	19.531	28.785	24.962	17.542	254.7	8	1'39.595	P 19.327	30.359	25.804	24.105	255.9		
3	<b>1'30.308</b>	19.380	28.646	24.828	17.454	255.3	9	6'38.981	23.729	29.379	26.718	18.040	251.1		
4	<b>1'30.124</b>	19.413	28.521	24.751	17.439	255.3	10	<b>1'30.460</b>	19.462	28.683	24.782	17.533	257.1		
5	<b>1'30.113</b>	19.384	28.515	24.710	17.504	255.9	11	<b>1'29.712</b>	19.298	28.282	24.707	17.425	257.7		
6	1'33.117	*	19.25	*	29.986	26.077	17.802	254.7	12	<b>1'29.637</b>	19.253	28.304	24.689	17.391	258.3
									13	<b>1'29.538</b>	19.432	<b>28.193</b>	24.624	<b>17.289</b>	256.5

**Fastest Lap:** Brad BINDER Red Bull KTM Ajo RSA **1'29.029** 19.066 28.048 24.503 17.412

These data/results cannot be reproduced, stored and/or transmitted in whole or in part by any manner of electronic, mechanical, photocopying, recording, broadcasting or otherwise now known or herein after developed without the previous express consent by the copyright owner, except for reproduction in daily press and regular printed publications on sale to the public within 60 days of the event related to those data/results and always provided that copyright symbol appears together as follows below.  
© DORNA, 2019



# Free Practice Nr. 2

# Moto2

Lap	Lap Time	T1	T2	T3	T4	Speed	Lap	Lap Time	T1	T2	T3	T4	Speed
14	<b>1'29.488</b>	19.190	28.287	24.713	17.298	257.7	7	1'36.535 P	19.102	28.501	24.881	24.051	260.8
	<b>unfinished</b>	19.292	30.431	25.997		257.1	8	9'19.216	25.134	30.247	25.973	17.768	245.4
15	<b>1'45.244</b>	31.776	30.898	25.010	17.560	150.8	9	<b>1'30.410</b>	19.395	28.570	25.087	17.358	254.7
16	<b>1'32.482</b>	19.379	30.262	25.462	17.379	256.5	10	<b>1'30.026</b>	19.422	28.341	24.918	17.345	255.9
17	<b>1'29.548</b>	19.137	28.392	24.601	17.418	259.6	11	<b>1'29.991</b>	19.393	28.299	24.932	17.367	256.5
18	<b>1'29.449</b>	19.136	28.348	24.625	17.340	260.2	12	<b>1'30.008</b>	19.243	28.443	24.946	17.376	257.7
19	<b>1'29.655</b>	19.308	28.223	24.709	17.415	257.7	13	<b>1'29.711</b>	19.382	28.240	24.781	17.308	257.1

## 10th 23 Marcel SCHROTTE Dynavolt Intact GP GER

Runs=3	Total laps=16	Full laps=10				
1	2'14.523	25.836	31.242	27.976	17.704	242.1
2	<b>1'31.810</b>	19.636	29.677	24.971	17.526	255.9
3	<b>1'30.379</b>	19.408	28.781	24.776	17.414	257.7
4	<b>1'30.250</b>	19.430	28.792	24.729	17.299	257.7
5	1'29.757 *	19.342	28.421	24.635	17.359*	257.1
6	<b>1'30.370</b>	19.221	28.507	24.692	17.950	261.5
7	1'34.928 P	19.504	28.477	24.771	22.176	256.5
8	8'25.124	24.753	29.515	25.551	17.615	242.6
9	<b>1'30.595</b>	19.460	28.739	24.893	17.503	255.3
10	<b>1'29.925</b>	19.386	28.397	24.723	17.419	257.1
11	<b>1'30.735</b>	19.370	28.899	24.999	17.467	255.3
12	2'48.122 P	1'27.149	32.623	26.423	21.927	218.6
13	9'22.395	24.228	29.702	25.191	17.754	244.3
14	<b>1'29.843</b>	19.472	28.387	24.640	17.344	255.9
15	<b>1'29.633</b>	19.324	28.285	24.675	17.349	257.1
16	<b>1'29.474</b>	19.347	28.192	24.590	17.345	257.1

## 11th 87 Remy GARDNER ONEXO TKKR SAG AUS

Runs=3	Total laps=18	Full laps=10				
1	2'01.894	24.498	30.603	25.548	17.923	240.5
2	<b>1'30.741</b>	19.744	28.641	24.857	17.499	257.7
3	<b>1'29.973</b>	19.417	28.439	24.701	17.416	257.7
4	1'29.770 *	19.367	28.377	24.678*	17.348	257.1
5	1'42.550 P	19.345	31.235	28.876	23.094	257.1
6	7'31.636	26.275	34.067	25.561	17.959	235.8
7	1'30.116 *	19.428	28.537	24.728	17.423*	254.7
8	<b>1'29.566</b>	19.345	28.376	24.592	17.253	257.1
9	<b>1'29.968</b>	19.532	28.495	24.656	17.285	259.6
10	1'38.166 P	19.343	28.531	25.867	24.425	255.3
11	8'02.308	25.746	29.997	25.070	17.378	242.6
12	<b>1'29.940</b>	19.423	28.589	24.582	17.346	255.3
13	<b>1'29.532</b>	19.317	28.362	24.610	17.243	255.9
14	<b>1'29.555</b>	19.278	28.260	24.645	17.372	255.9
15	<b>1'33.911</b>	19.268	28.364	27.793	18.486	255.3
16	<b>1'29.879</b>	19.375	28.354	24.797	17.353	257.1
17	1'34.783 *	19.696	30.520	25.093	19.474*	217.3
18	<b>1'30.082</b>	19.434	28.564	24.675	17.409	255.9

## 12th 73 Alex MARQUEZ EG 0,0 Marc VDS SPA

Runs=2	Total laps=21	Full laps=15				
1	2'30.275	24.864	29.422	25.430	17.543	248.2
2	<b>1'30.232</b>	19.231	28.662	24.940	17.399	260.8
3	1'30.362 *	19.342	28.488	24.956	17.576*	258.3
4	<b>1'29.947</b>	19.329	28.477	24.846	17.295	256.5
5	<b>1'29.699</b>	19.315	28.311	24.797	17.276	257.7
6	<b>1'29.611</b>	19.186	28.301	24.733	17.391	258.3

## 13th 7 Lorenzo BALDASS FLEXBOX HP 40 ITA

Runs=2	Total laps=23	Full laps=20				
1	2'02.732	28.341	31.048	25.706	17.772	194.9
2	<b>1'31.426</b>	19.563	28.911	25.286	17.666	257.1
3	<b>1'31.102</b>	19.681	28.776	25.140	17.505	253.5
4	<b>1'30.331</b>	19.378	28.484	24.900	17.569	255.9
5	<b>1'30.810</b>	19.463	29.052	24.816	17.479	253.5
6	<b>1'30.296</b>	19.410	28.516	24.964	17.406	257.7
7	<b>1'30.239</b>	19.272	28.580	24.838	17.549	256.5
8	<b>1'30.324</b>	19.458	28.623	24.842	17.401	254.7
9	<b>1'29.739</b>	19.341	28.319	24.653	17.426	256.5
10	<b>1'37.767</b>	21.964	33.499	24.956	17.348	180.3
11	<b>1'30.898</b>	19.236	28.377	25.629	17.656	258.9
12	<b>1'29.863</b>	19.281	28.372	24.782	17.428	255.9
13	<b>1'30.036</b>	19.362	28.339	24.884	17.451	256.5
14	<b>1'42.074</b>	24.825	32.866	26.779	17.604	192.5
15	1'37.494 P	19.374	28.632	25.039	24.449	257.7
16	6'03.449	23.343	29.059	25.506	18.226	250.5
17	<b>1'30.446</b>	19.475	28.582	24.900	17.489	253.5
18	<b>1'29.936</b>	19.310	28.307	24.880	17.439	255.3
19	<b>1'29.957</b>	19.310	28.314	24.850	17.483	256.5
20	<b>1'29.687</b>	19.274	28.222	24.821	17.370	255.9
21	<b>1'35.509</b>	21.934	30.103	25.666	17.806	202.2
22	<b>1'30.323</b>	19.329	28.465	25.036	17.493	255.3
23	<b>1'29.572</b>	19.284	28.241	24.729	17.318	255.9

## 14th 97 Xavi VIERGE EG 0,0 Marc VDS SPA

Runs=2	Total laps=22	Full laps=19				
1	2'29.429	23.983	30.036	27.642	21.082	249.4
2	<b>1'31.475</b>	19.608	28.814	25.210	17.843	257.1
3	<b>1'30.292</b>	19.540	28.405	24.767	17.580	259.6
4	<b>1'30.037</b>	19.394	28.491	24.781	17.371	258.9
5	<b>1'29.879</b>	19.318	28.326	24.718	17.517	258.3
6	<b>1'32.456</b>	19.411	29.182	26.318	17.545	259.6
7	<b>1'30.677</b>	19.355	28.743	24.963	17.616	257.7
8	<b>1'30.907</b>	19.743	28.797	24.849	17.518	257.1
9	<b>1'30.163</b>	19.299	28.449	24.887	17.528	258.9
10	1'38.993 P	19.49*	29.905	25.641	23.955	256.5
11	8'31.518	27.443	30.334	25.889	17.898	222.6
12	<b>1'30.626</b>	19.530	28.630	24.912	17.554	254.7

**Fastest Lap:** Brad BINDER Red Bull KTM Ajo RSA **1'29.029** 19.066 28.048 24.503 17.412

These data/results cannot be reproduced, stored and/or transmitted in whole or in part by any manner of electronic, mechanical, photocopying, recording, broadcasting or otherwise now known or herein after developed without the previous express consent by the copyright owner, except for reproduction in daily press and regular printed publications on sale to the public within 60 days of the event related to those data/results and always provided that copyright symbol appears together as follows below.  
© DORNA, 2019



# Free Practice Nr. 2

# Moto2

Lap	Lap Time	T1	T2	T3	T4	Speed	Lap	Lap Time	T1	T2	T3	T4	Speed
<b>17th 54 Mattia PASINI</b> Tasca Racing Scuderi ITA							Runs=2 Total laps=17 Full laps=12						
13	1'29.854	19.264	28.467	24.721	17.402	257.7	1	2'31.054	24.237	30.870	26.157	23.019	247.7
14	1'29.745	19.310	28.291	24.719	17.425	258.3	2	1'31.079	19.687	28.915	25.008	17.469	254.7
15	1'29.618	19.237	28.395	24.651	17.335	258.9	3	1'30.272	19.423	28.472	24.926	17.451	257.1
16	1'29.631	19.209	28.369	24.742	17.311	258.3	4	1'30.093	19.316	28.607	24.759	17.411	257.7
17	1'38.149	19.252	29.154	30.897	18.846	261.5	5	1'29.803	19.339	28.344	24.766	17.354	257.1
18	1'34.157	19.458	31.743	24.929	18.027	258.3	6	1'29.874	19.300	28.451	24.751	17.372	257.7
19	1'29.949	19.279	28.349	24.867	17.454	259.6	7	1'33.955 *	22.22*	29.117	25.005	17.608	223.1
20	1'30.057	19.293	28.568	24.798	17.398	259.6	8	1'30.144	19.356	28.395	24.860	17.533	257.7
21	1'30.005	19.328	28.502	24.728	17.447	259.6	9	1'29.748	19.275	28.289	24.808	17.376	258.9
22	1'29.787	19.245	28.194	24.823	17.525	258.3	10	1'41.331 P	20.63*	30.502	26.037	24.162	236.3
<b>15th 27 Iker LECUONA</b> American Racing KT SPA							Runs=3 Total laps=18 Full laps=11						
1	1'57.053	24.725	30.900	27.704	22.143	246.5	11	1'41.7047	24.882	30.520	27.620	24.903	246.5
2	1'30.763	19.525	28.804	24.776	17.658	251.7	12	1'39.922	19.663	28.885	28.054	23.320	252.3
3	1'30.597	19.459	28.513	24.988	17.637	253.5	13	1'39.983	19.322	30.730	30.023	19.908	257.1
4	1'29.841	19.432	28.261	24.798	17.350	252.9	14	1'33.935	19.274	28.479	26.939	19.243	259.6
5	1'34.873	19.505	28.385	25.261	21.722	252.9	15	1'29.737 *	19.246	28.394	24.684	17.413*	258.3
6	1'53.986 P	19.446	28.358	41.683	24.499	255.3	16	1'44.175	19.257	28.470	26.086	30.362	258.9
7	1'47.398	27.838	32.577	26.211	17.807	182.1	17	1'29.844	19.325	28.331	24.828	17.360	257.1
8	1'30.699	19.576	28.578	24.960	17.585	250.5							
9	1'30.001	19.461	28.316	24.772	17.452	252.9							
10	1'35.245	19.458	29.818	25.268	20.701	255.9							
11	1'30.111	19.402	28.532	24.784	17.393	254.1							
12	1'29.823	19.419	28.255	24.736	17.413	253.5							
13	1'40.095 P	20.326	29.994	25.137	24.638	244.3							
14	1'53.560	25.100	30.466	30.088	21.437	244.3							
15	1'32.631 *	19.537	28.758	25.217	19.119*	251.1							
16	1'30.030	19.437	28.142	25.044	17.407	252.9							
17	1'29.708	19.259	28.303	24.802	17.344	254.1							
18	1'37.599 P	19.344	28.419	25.935	23.901	253.5							
<b>16th 22 Sam LOWES</b> Federal Oil Gresini M GBR							Runs=3 Total laps=21 Full laps=14						
1	1'55.266	25.027	36.993	26.220	18.150	243.7							
2	1'35.526	19.777	32.346	25.695	17.708	255.3							
3	1'44.271 P	19.523	32.263	28.919	23.566	258.3							
4	1'20.743 *	25.540	29.645	25.673	17.748*	241.0							
5	1'31.753	19.663	29.257	25.217	17.616	252.9							
6	1'31.172	19.644	28.927	25.024	17.577	254.1							
7	1'30.806	19.510	28.749	24.961	17.586	255.3							
8	1'30.720	19.488	28.762	24.899	17.571	253.5							
9	1'30.744	19.457	28.717	24.990	17.580	255.3							
10	1'40.153 P	19.443	30.783	25.813	24.114	257.1							
11	1'31.075	26.903	38.272	25.456	17.673	196.7							
12	1'30.416	19.573	28.685	24.787	17.371	254.1							
13	1'29.958 *	19.301	28.512	24.749	17.396*	257.1							
14	1'29.730	19.367	28.416	24.600	17.347	256.5							
15	1'29.974	19.315	28.504	24.790	17.365	257.7							
16	1'35.864	24.539	29.221	24.744	17.360	210.1							
17	1'30.502	19.363	28.789	24.872	17.478	258.9							
18	1'30.190 *	19.364	28.621	24.727	17.478*	257.1							
19	1'32.650	19.390	28.561	26.751	17.948	257.7							
20	1'30.032	19.333	28.538	24.839	17.322	258.9							
21	1'30.057	19.364	28.597	24.717	17.379	256.5							
<b>19th 64 Bo BENDSNEYDER</b> NTS RW Racing GP NED							Runs=2 Total laps=22 Full laps=19						
1	2'21.156	24.525	31.217	25.830	17.784	240.5							
2	1'31.143	19.694	28.879	25.040	17.530	254.1							
3	1'31.635	19.567	29.671	24.992	17.405	254.7							
4	1'30.927	19.520	28.882	25.115	17.410	254.1							
5	1'30.371	19.430	28.491	24.978	17.472	254.7							
6	1'30.936	19.488	28.624	24.860	17.964	254.7							
7	1'30.414	19.390	28.700	24.864	17.460	256.5							
8	1'30.275	19.475	28.465	24.874	17.461	255.9							
9	1'30.551	19.423	28.480	25.002	17.646	255.3							
10	1'41.488	20.783	35.225	27.368	18.112	222.2							
11	1'30.448	19.487	28.505	25.008	17.448	254.7							
12	1'30.269	19.367	28.413	24.926	17.563	255.9							

**Fastest Lap:** Brad BINDER Red Bull KTM Ajo RSA 1'29.029 19.066 28.048 24.503 17.412

These data/results cannot be reproduced, stored and/or transmitted in whole or in part by any manner of electronic, mechanical, photocopying, recording, broadcasting or otherwise now known or herein after developed without the previous express consent by the copyright owner, except for reproduction in daily press and regular printed publications on sale to the public within 60 days of the event related to those data/results and always provided that copyright symbol appears together as follows below.  
© DORNA, 2019



# Free Practice Nr. 2

# Moto2

Lap	Lap Time	T1	T2	T3	T4	Speed	Lap	Lap Time	T1	T2	T3	T4	Speed		
13	<b>1'36.258</b>	19.849	32.343	26.535	17.531	234.7	<b>22nd 21</b>	<b>Fabio DI GIANNANT</b>	Beta Tools Speed Up ITA						
14	1'36.134 P	<b>19.307</b>	28.460	24.989	23.378	<b>257.1</b>			Runs=3 Total laps=17 Full laps=12						
15	8'15.559	24.443	32.906	27.274	17.594	242.6			1	2'03.711	24.795	31.078	25.613	18.133	218.6
16	<b>1'30.309</b>	19.390	28.509	25.049	17.361	254.1			2	<b>1'31.634</b>	19.712	28.808	25.383	17.731	253.5
17	<b>1'30.196</b>	19.359	28.486	24.911	17.440	254.1			3	<b>1'37.673</b>	25.060	29.546	25.365	17.702	221.3
18	<b>1'29.900</b>	19.308	28.274	<b>24.780</b>	17.538	255.3			4	<b>1'31.267</b>	19.699	28.831	24.998	17.739	254.7
19	<b>1'36.366</b>	19.354	29.136	28.190	19.686	255.3			5	<b>1'39.276</b>	26.218	30.310	25.197	17.551	225.9
20	<b>1'29.963</b>	19.349	28.436	24.831	<b>17.347</b>	255.9			6	<b>1'30.955</b>	19.639	28.712	25.060	17.544	254.1
21	<b>1'30.285</b>	19.370	28.376	25.106	17.433	255.9			7	1'41.605 P	19.493	30.345	27.014	24.753	253.5
22	<b>1'29.797</b>	19.317	<b>28.214</b>	24.850	17.416	255.9			8	12'24.447 P	27.430	31.610	25.979	23.922	177.3
									9	4'30.659	24.152	29.227	25.531	17.635	247.7
									10	<b>1'30.921</b>	19.617	28.712	25.104	17.488	252.9
									11	<b>1'30.275</b>	19.503	28.462	24.923	17.387	254.7
									12	1'39.155 *	19.397	31.532	26.296	21.930*	<b>255.3</b>
									13	<b>1'35.043</b>	19.422	28.547	26.362	20.712	254.7
									14	<b>1'30.073</b>	19.506	28.430	<b>24.775</b>	<b>17.362</b>	254.7
									15	<b>1'29.999</b>	19.428	<b>28.354</b>	24.839	17.378	255.3
									16	<b>1'32.691</b>	19.404	29.448	26.141	17.698	254.7
									17	<b>1'45.772</b>	<b>19.389</b>	41.092	27.346	17.945	255.3
<b>20th 77</b>	<b>Dominique AEGER</b>								MV Agusta Temporar SWI						
		Runs=2	Total laps=21	Full laps=18											
1	1'41.799	24.552	30.882	25.687	17.797	240.0									
2	<b>1'35.087</b>	19.620	30.905	26.880	17.682	252.3									
3	<b>1'30.569</b>	19.494	28.726	24.896	17.453	254.7									
4	<b>1'31.409</b>	19.453	28.849	25.222	17.885	257.1									
5	<b>1'30.702</b>	19.599	28.636	24.874	17.593	254.1									
6	<b>1'30.214</b>	19.447	28.564	24.807	17.396	253.5									
7	<b>1'30.676</b>	19.771	28.566	24.852	17.487	251.7									
8	<b>1'30.437</b>	19.502	28.682	24.773	17.480	252.3									
9	<b>1'30.641</b>	19.499	28.708	24.858	17.576	253.5									
10	<b>1'30.434</b>	19.512	28.544	24.892	17.486	253.5									
11	<b>1'30.428</b>	19.496	28.634	24.814	17.484	252.3									
12	<b>1'30.205</b>	19.451	28.507	24.789	17.458	254.7									
13	<b>1'30.305</b>	19.449	28.442	24.888	17.526	254.1									
14	<b>1'30.161</b>	19.397	28.521	24.793	17.450	254.1									
15	1'40.114 P	19.492	31.703	25.378	23.541	255.3									
16	9'27.444	25.331	31.588	26.688	17.875	235.8									
17	<b>1'30.240</b>	19.541	28.422	24.930	<b>17.347</b>	252.9									
18	<b>1'29.818</b>	19.392	<b>28.302</b>	24.748	17.376	253.5									
19	<b>1'30.162</b>	19.363	28.630	24.739	17.430	255.9									
20	<b>1'30.137</b>	<b>19.305</b>	28.550	24.770	17.512	<b>259.6</b>									
21	<b>1'30.088</b>	19.421	28.504	<b>24.707</b>	17.456	254.7									
<b>21st 94</b>	<b>Jonas FOLGER</b>						Petronas Sprinta Raci GER								
		Runs=3	Total laps=17	Full laps=12											
1	1'57.387	23.852	31.147	25.974	18.304	242.1									
2	<b>1'46.812</b>	19.661	31.262	33.988	21.901	<b>258.9</b>									
3	<b>1'31.722</b>	19.728	29.077	25.158	17.759	257.7									
4	<b>1'31.719</b>	19.540	28.800	25.771	17.608	257.1									
5	<b>1'30.616</b>	19.457	28.715	24.797	17.647	258.3									
6	<b>1'38.877</b>	19.550	36.263	25.302	17.762	240.0									
7	1'37.131 P	19.422	29.035	24.973	23.701	257.7									
8	11'00.128	23.899	30.380	25.638	18.177	247.1									
9	<b>1'35.837</b>	19.541	33.058	25.443	17.795	255.9									
10	<b>1'31.022</b>	19.573	28.829	24.977	17.643	255.9									
11	<b>1'31.207</b>	19.375	29.265	25.007	17.560	257.1									
12	<b>1'30.409</b>	19.390	28.614	24.793	17.612	258.9									
13	1'39.593 P	21.572	29.755	25.085	23.181	222.2									
14	5'29.315	23.316	31.007	25.941	17.794	244.3									
15	<b>1'30.705</b>	19.538	28.727	24.916	17.524	254.7									
16	<b>1'30.083</b>	19.381	<b>28.588</b>	24.711	<b>17.403</b>	255.9									
17	<b>1'29.995</b>	<b>19.329</b>	28.628	<b>24.601</b>	17.437	257.1									
<b>23rd 5</b>	<b>Andrea LOCATELLI</b>						Italtrans Racing Team ITA								
		Runs=3	Total laps=18	Full laps=9											
1	2'19.166	24.637	30.775	27.532	18.437	235.2									
2	<b>1'30.981</b>	19.628	28.612	25.178	17.563	254.7									
3	1'30.646 *	19.378	28.604	24.922	17.742*	257.1									
4	<b>1'30.188</b>	19.323	<b>28.441</b>	24.888	17.536	257.1									
5	<b>1'31.443</b>	19.304	28.818	25.692	17.629	258.3									
6	<b>1'30.342</b>	19.275	28.551	24.991	17.525	258.9									
7	1'42.665 P	19.457	32.696	25.975	24.537	256.5									
8	8'43.053	23.857	31.815	25.325	17.707	247.1									
9	1'30.924 *	19.473	28.690	25.154	17.607*	255.9									
10	<b>1'31.672</b>	19.524	28.860	25.230	18.058	255.3									
11	1'37.001 P	19.572	28.685	25.389	23.355	254.7									
12	6'29.026	24.385	30.110	25.981	19.224	221.3									
13	1'31.666 *	19.476	28.711	25.115	18.364*	256.5									
14	<b>1'30.287</b>	19.366	28.526	24.937	17.458	258.3									
15	<b>1'30.041</b>	19.332	28.504	<b>24.753</b>	17.452	<b>259.6</b>									
16	<b>1'30.797</b>	<b>19.191</b>	28.710	25.434	17.462	258.9									
17	1'34.741 *	19.338	29.518	26.279	19.606*	258.9									
18	<b>1'30.101</b>	19.349	28.530	24.788	<b>17.434</b>	258.3									
<b>24th 72</b>	<b>Marco BEZZECCHI</b>						Red Bull KTM Tech 3 ITA								
		Runs=2	Total laps=19	Full laps=13											
1	2'04.252	23.959	30.360	26.502	23.508	247.7									
2	<b>1'31.343</b>	19.577	28.844	25.253	17.669	258.9									
3	1'31.776 *	19.99*	28.667	25.128	17.989	258.3									
4	<b>1'30.834</b>	19.483	28.805	24.950	17.596	<b>259.6</b>									
5	<b>1'30.063</b>	19.304	28.521	<b>24.747</b>	<b>17.491</b>	257.7									
6	<b>1'30.215</b>	<b>19.247</b>	28.471	24.860	17.637	258.9									
7	<b>1'30.489</b>	19.332	28.549	24.899	17.709	257.1									
8	<b>1'30.868</b>	19.354	28.691	25.110	17.713	257.1									
9	<b>1'30.531</b>	19.399	28.468	25.003	17.661	259.6									
10	1'35.474 *	19.432	29.039	29.074*	17.929	257.7									
11	<b>1'30.140</b>	19.326	<b>28.344</b>	24.899	17.571	258.3									
12	<b>1'30.144</b>	19.379	28.470	24.776	17.519	259.6									
13	1'41.428 P	19.540	31.534	26.075	24.279	254.7									

<b>Fastest Lap:</b>	Brad BINDER	Red Bull KTM Ajo	RSA	<b>1'29.029</b>	19.066	28.048	24.503	17.412
---------------------	-------------	------------------	-----	-----------------	--------	--------	--------	--------

These data/results cannot be reproduced, stored and/or transmitted in whole or in part by any manner of electronic, mechanical, photocopying, recording, broadcasting or otherwise now known or herein after developed without the previous express consent by the copyright owner, except for reproduction in daily press and regular printed publications on sale to the public within 60 days of the event related to those data/results and always provided that copyright symbol appears together as follows below.  
© DORNA, 2019

Official MotoGP Timing by TISSOT  
www.motogp.com

Spielberg, Friday, August 09, 2019





## Free Practice Nr. 2

## Moto2

Lap	Lap Time	T1	T2	T3	T4	Speed	Lap	Lap Time	T1	T2	T3	T4	Speed
14	12'42.442	23.964	34.987	26.964	19.444	244.8	9	<b>1'37.879</b>	19.652	32.922	26.505	18.800	254.1
15	<b>1'34.736</b>	19.563	30.139	27.308	17.726	254.7	10	<b>1'36.203</b>	19.849	33.432	25.309	17.613	249.4
16	1'33.320 *	19.588	28.504	24.925	20.303*	255.3	11	1'39.805 P	19.638	28.791	26.352	25.024	254.7
17	<b>1'30.393</b>	19.467	28.604	24.812	17.510	258.9	12	11'21.978	23.914	32.803	32.960	18.912	243.2
18	<b>1'30.131</b>	19.303	28.438	24.860	17.530	258.3	13	1'33.584 *	19.765	30.628	25.563*	17.628	253.5
19	<b>1'30.253</b>	19.388	28.524	24.849	17.492	256.5	14	<b>1'30.979</b>	19.489	28.991	24.919	17.580	254.1
<b>25th 62 Stefano MANZI</b> MV Agusta Temporar ITA							15	<b>1'30.677</b>	19.427	28.667	24.969	17.614	<b>259.6</b>
Runs=3 Total laps=16 Full laps=9							16	1'31.054 *	<b>19.414</b>	<b>28.506</b>	24.973	18.161*	254.1
1	2'05.360	26.701	33.993	26.697	17.966	216.8	17	<b>1'31.073</b>	19.525	28.832	25.084	17.632	254.1
2	<b>1'32.361</b>	19.762	29.724	25.383	17.492	255.9	18	1'31.853 *	19.464	28.708	26.123*	<b>17.558</b>	254.1
3	<b>1'30.582</b>	19.447	28.671	24.983	17.481	255.9	19	1'32.066 *	19.428	28.621	<b>24.853</b>	19.164*	256.5
4	<b>1'30.237</b>	19.378	28.522	24.945	<b>17.392</b>	256.5	20	<b>1'35.152</b>	19.475	31.032	26.280	18.365	255.9
5	<b>1'37.284</b>	22.776	31.529	25.199	17.780	181.8	<b>28th 96 Jake DIXON</b> Sama Qatar Angel Ni GBR						
6	1'31.081 *	19.499	28.728	25.074	17.780*	256.5	Runs=2 Total laps=19 Full laps=12						
7	1'41.200 P	19.762	29.705	27.358	24.375	251.1	1	2'07.103	25.267	30.542	26.351	18.649	244.3
8	10'00.509	26.812	30.259	25.623	17.843	187.1	2	<b>1'33.289</b>	19.997	29.512	25.565	18.215	257.1
9	1'31.427 *	19.685	28.865	25.190	17.687*	253.5	3	<b>1'32.143</b>	19.690	29.285	25.326	17.842	256.5
10	1'42.194 P	19.567	31.327	27.038	24.262	254.1	4	<b>1'31.700</b>	19.508	28.900	25.254	18.038	<b>257.7</b>
11	8'25.879	27.058	30.358	25.750	17.541	201.8	5	<b>1'42.682</b>	26.917	32.382	25.399	17.984	133.0
12	<b>1'39.113</b>	19.484	30.727	27.917	20.985	254.7	6	<b>1'31.653</b>	19.662	28.889	25.297	17.805	254.1
13	<b>1'30.418</b>	19.472	28.623	24.884	17.439	<b>257.1</b>	7	1'31.677 *	19.615	29.083	25.163	17.816*	257.1
14	<b>1'30.283</b>	<b>19.366</b>	28.597	<b>24.799</b>	17.521	256.5	8	<b>1'31.145</b>	19.738	28.641	25.066	17.700	253.5
15	<b>1'32.614</b>	19.397	29.559	26.137	17.521	256.5	9	1'43.101 *	19.590	39.513	26.037	17.961*	255.3
16	<b>1'30.203</b>	19.393	<b>28.476</b>	24.867	17.467	256.5	10	<b>1'31.614</b>	19.563	28.848	25.161	18.042	254.1
<b>26th 65 Philipp OETTL</b> Red Bull KTM Tech 3 GER							11	<b>1'31.199</b>	19.584	28.701	25.131	17.783	254.1
Runs=2 Total laps=17 Full laps=11							12	1'31.121 *	19.536	28.689	25.115	17.781*	255.3
1	1'42.752	21.146	30.766	25.909	18.100	252.9	13	<b>1'32.606</b>	19.535	30.285	25.066	17.720	254.7
2	<b>1'32.962</b>	19.562	29.619	25.724	18.057	257.7	14	<b>1'30.695</b>	19.450	<b>28.629</b>	<b>24.939</b>	<b>17.677</b>	255.9
3	<b>1'31.480</b>	19.426	28.830	25.274	17.950	258.3	15	<b>1'31.079</b>	19.469	28.722	24.980	17.908	256.5
4	<b>1'31.569</b>	19.424	28.991	25.299	17.855	258.3	16	1'48.635 P	19.516	35.471	27.158	26.490	254.1
5	<b>1'32.291</b>	19.459	29.601	25.261	17.970	256.5	17	12'10.014	25.712	29.420	25.503	18.035	241.0
6	1'34.037 *	19.491*	31.376	25.340	17.825	257.1	18	<b>1'31.327</b>	19.597	28.754	25.284	17.692	254.1
7	<b>1'31.181</b>	19.494	28.780	25.132	17.775	255.9	19	1'57.984 P	<b>19.441</b>	45.011	28.097	25.435	255.3
8	1'39.248 P	20.383	29.498	25.354*	24.013	245.4	<b>29th 16 Joe ROBERTS</b> American Racing KT USA						
9	13'23.690	23.557	30.017	25.339	17.706	245.4	Runs=3 Total laps=18 Full laps=10						
10	<b>1'30.940</b>	19.472	28.729	25.153	<b>17.586</b>	255.9	1	1'56.726	24.814	35.252	26.788	18.846	233.2
11	<b>1'34.891</b>	19.295	30.717	27.178	17.701	258.3	2	<b>1'33.069</b>	19.820	29.480	25.826	17.943	255.3
12	<b>1'36.366</b>	19.388	30.436	28.616	17.926	257.1	3	<b>1'33.532</b>	19.744	29.026	25.662	19.100	<b>258.3</b>
13	1'33.529 *	19.261	28.676	24.994	20.598*	260.2	4	1'39.512 *	19.907	35.051	25.916	18.638*	254.1
14	<b>1'30.523</b>	<b>19.260</b>	28.637	24.991	17.635	<b>260.8</b>	5	<b>1'32.352</b>	19.730	29.006	25.621	17.995	252.9
15	<b>1'30.437</b>	19.322	<b>28.551</b>	<b>24.870</b>	17.694	257.7	6	1'32.085 *	19.775	28.934	25.530	17.846*	252.9
16	<b>1'30.503</b>	19.270	28.595	24.978	17.660	259.6	7	<b>1'32.574</b>	19.613	29.235	25.663	18.063	254.7
unfinished	19.310	31.319				258.3	8	1'47.049 P	19.715	36.747	26.199	24.388	252.9
<b>27th 4 Steven ODENDAAL</b> NTS RW Racing GP RSA							9	9'22.239	29.829	32.584	25.876	17.935	227.8
Runs=2 Total laps=20 Full laps=13							10	<b>1'31.659</b>	19.807	28.755	25.347	17.750	253.5
1	2'07.080	23.769	29.955	25.733	18.140	246.5	11	<b>1'33.034</b>	19.577	30.222	25.520	17.715	251.7
2	<b>1'31.613</b>	19.662	29.033	25.211	17.707	254.7	12	<b>1'31.566</b>	19.678	28.725	25.433	17.730	251.7
3	<b>1'33.421</b>	19.575	29.105	26.026	18.715	255.3	13	<b>1'31.384</b>	19.598	28.679	25.286	17.821	252.3
4	<b>1'31.087</b>	19.566	28.766	25.167	17.588	254.1	14	1'37.495 P	19.561	28.881	25.610	23.443	253.5
5	<b>1'33.030</b>	19.505	29.126	25.883	18.516	258.3	15	5'47.433	27.906	30.866	25.656	17.811	231.2
6	<b>1'31.335</b>	19.474	29.089	25.064	17.708	255.9	16	<b>1'31.220</b>	19.587	<b>28.645</b>	25.269	17.719	252.9
7	<b>1'31.348</b>	19.589	28.971	25.073	17.715	256.5	17	1'31.688 *	19.63*	28.816	25.240	17.999	252.3
8	<b>1'31.017</b>	19.589	28.715	25.011	17.702	252.9	18	<b>1'30.942</b>	<b>19.535</b>	28.704	<b>25.082</b>	<b>17.621</b>	256.5

**Fastest Lap:** Brad BINDER Red Bull KTM Ajo RSA **1'29.029** 19.066 28.048 24.503 17.412

These data/results cannot be reproduced, stored and/or transmitted in whole or in part by any manner of electronic, mechanical, photocopying, recording, broadcasting or otherwise now known or herein after developed without the previous express consent by the copyright owner, except for reproduction in daily press and regular printed publications on sale to the public within 60 days of the event related to those data/results and always provided that copyright symbol appears together as follows below.  
© DORNA, 2019

## Free Practice Nr. 2

Moto2

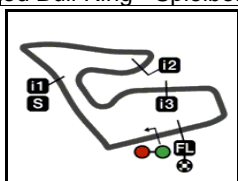
Lap	Lap Time	T1	T2	T3	T4	Speed	Lap	Lap Time	T1	T2	T3	T4	Speed	
<b>30th</b>	<b>3</b>	<b>Lukas TULOVIC</b>				Kiefer Racing GER		10	15'39.795	24.971	32.203	44.237	18.841	231.7
		Runs=3	Total laps=16	Full laps=9			11	<b>1'40.791</b>	19.975	29.191	32.456	19.169	251.1	
1	1'56.253	24.541	33.013	26.961	18.647	246.0	12	1'31.937 *	19.682	28.863	25.589	17.803*	253.5	
2	<b>1'33.485</b>	20.076	29.576	25.758	18.075	252.9	13	<b>1'46.475</b>	<b>19.577</b>	29.092	37.234	20.572	252.3	
3	1'50.419 P	19.743	34.211	31.520*	24.945	255.3	14	1'32.644 *	19.646	28.884	26.030*	18.084	253.5	
4	6'13.967	26.627	31.779	26.262	18.127	220.8	15	<b>1'31.939</b>	19.679	28.845	25.535	17.880	251.1	
5	<b>1'32.773</b>	19.817	29.203	25.619	18.134	252.9	16	1'32.100 *	19.823	28.874	25.604	17.799*	252.9	
6	1'42.487 P	19.635	32.753	26.066	24.033	255.9	17	1'31.670 *	19.655	<b>28.687</b>	25.530*	17.798	253.5	
7	11'06.762	24.851	30.514	26.235	17.879	245.4								
8	1'32.320 *	19.669	29.116	25.670	17.865*	255.3								
9	<b>1'37.009</b>	19.662	31.019	27.721	18.607	255.3								
10	<b>1'32.993</b>	19.585	29.601	25.976	17.831	<b>257.7</b>								
11	<b>1'31.778</b>	19.521	29.044	25.449	17.764	256.5								
12	1'42.876 *	<b>19.492</b>	35.847	29.449*	18.088	256.5								
13	<b>1'35.607</b>	19.911	32.219	25.564	17.913	253.5								
14	<b>1'31.682</b>	19.628	29.086	25.296	17.672	255.9								
15	<b>1'35.605</b>	19.675	30.488	27.475	17.967	255.9								
16	<b>1'31.483</b>	19.649	<b>28.882</b>	<b>25.285</b>	<b>17.667</b>	253.5								

Lap	Lap Time	T1	T2	T3	T4	Speed	Lap	Lap Time	T1	T2	T3	T4	Speed	
<b>31st</b>	<b>19</b>	<b>Teppeï NAGOE</b>				IDEMITSU Honda Te JPN								
		Runs=2	Total laps=23	Full laps=20										
1	1'53.174	25.090	31.213	26.532	18.330	243.7								
2	<b>1'33.229</b>	20.002	29.419	25.740	18.068	252.3								
3	<b>1'32.462</b>	19.758	29.187	25.443	18.074	252.9								
4	<b>1'31.929</b>	19.753	29.083	25.312	17.781	254.7								
5	<b>1'32.108</b>	19.680	29.152	25.564	17.712	251.7								
6	<b>1'32.121</b>	19.632	29.067	25.427	17.995	255.3								
7	<b>1'31.872</b>	19.657	29.134	25.213	17.868	252.9								
8	<b>1'32.112</b>	19.667	29.396	25.258	17.791	<b>256.5</b>								
9	<b>1'31.687</b>	19.600	<b>28.750</b>	25.348	17.989	254.1								
10	<b>1'32.627</b>	19.849	29.572	25.464	17.742	253.5								
11	1'40.253 P	19.762	29.105	25.676	25.710	255.9								
12	6'18.185	27.920	30.859	26.101	17.962	236.3								
13	<b>1'33.262</b>	20.174	29.415	25.663	18.010	249.4								
14	<b>1'32.407</b>	19.889	29.048	25.581	17.889	252.3								
15	<b>1'31.908</b>	19.636	29.101	25.420	17.751	253.5								
16	<b>1'39.352</b>	19.665	36.543	25.312	17.832	246.5								
17	<b>1'31.648</b>	19.624	29.086	<b>25.153</b>	17.785	255.9								
18	<b>1'32.198</b>	19.601	29.653	25.246	<b>17.698</b>	254.7								
19	<b>1'36.370</b>	<b>19.532</b>	30.494	28.550	17.794	253.5								
20	<b>1'31.763</b>	19.655	29.026	25.359	17.723	252.9								
21	<b>1'31.828</b>	19.661	29.128	25.279	17.760	254.1								
22	<b>1'32.140</b>	19.623	29.301	25.400	17.816	254.1								
23	<b>1'33.353</b>	19.601	30.097	25.751	17.904	254.7								

Lap	Lap Time	T1	T2	T3	T4	Speed	Lap	Lap Time	T1	T2	T3	T4	Speed	
<b>32nd</b>	<b>18</b>	<b>Xavi CARDELUS</b>				Sama Qatar Angel Ni AND								
		Runs=2	Total laps=17	Full laps=7										
1	1'57.993	24.602	30.984	26.174	18.379	240.0								
2	<b>1'32.263</b>	19.733	29.103	25.562	17.865	255.3								
3	1'32.254 *	19.657	29.122	25.520	17.955*	255.9								
4	<b>1'31.990</b>	19.748	29.082	25.424	<b>17.736</b>	255.9								
5	1'31.772 *	19.817	28.693	25.443	17.819*	251.7								
6	<b>1'32.189</b>	19.615	29.367	<b>25.419</b>	17.788	<b>257.1</b>								
7	<b>1'32.004</b>	19.748	28.965	25.465	17.826	253.5								
8	1'31.679 *	19.654	28.815	25.422	17.788*	252.9								
9	1'47.429 P	22.421*	32.954	27.028	25.027	247.1								

**Fastest Lap:** Brad BINDER Red Bull KTM Ajo RSA **1'29.029** 19.066 28.048 24.503 17.412

These data/results cannot be reproduced, stored and/or transmitted in whole or in part by any manner of electronic, mechanical, photocopying, recording, broadcasting or otherwise now known or herein after developed without the previous express consent by the copyright owner, except for reproduction in daily press and regular printed publications on sale to the public within 60 days of the event related to those data/results and always provided that copyright symbol appears together as follows below.  
© DORNA, 2019



4318 m.

## myWorld MOTORRAD GRAND PRIX VON ÖSTERREICH

## Free Practice Nr. 2

## Best Partial Times

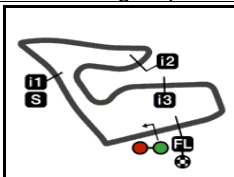
Moto2™

IT Ideal Lap Time, sum of the best partial times

BT Best Lap Time

T1		T2		T3		T4				IT	BT	
Pos	Rider	Time	Rider	Time	Rider	Time	Rider	Time	Pos	Rider	IT	BT
1	L.MARINI	19.000	B.BINDER	28.044	S.CHANTRA	24.452	J.NAVARRO	17.134	1	<b>B.BINDER</b>	1'29.016	1'29.029 (1)
2	<b>B.BINDER</b>	<b>19.066</b>	<b>E.BASTIANINI</b>	<b>28.090</b>	<b>B.BINDER</b>	<b>24.503</b>	<b>E.BASTIANINI</b>	<b>17.142</b>	2	<b>J.NAVARRO</b>	1'29.051	1'29.162 (4)
3	A.MARQUEZ	19.102	T.NAGASHIMA	28.137	T.LUTHI	24.523	T.LUTHI	17.226	3	<b>T.NAGASHIMA</b>	1'29.069	1'29.119 (2)
4	<b>E.BASTIANINI</b>	<b>19.134</b>	<b>I.LECUONA</b>	<b>28.142</b>	<b>T.NAGASHIMA</b>	<b>24.547</b>	<b>R.GARDNER</b>	<b>17.243</b>	4	<b>E.BASTIANINI</b>	1'29.096	1'29.216 (5)
5	T.NAGASHIMA	19.134	A.MARQUEZ	28.168	J.NAVARRO	24.569	T.NAGASHIMA	17.251	5	<b>T.LUTHI</b>	1'29.118	1'29.147 (3)
6	<b>J.MARTIN</b>	<b>19.136</b>	<b>L.MARINI</b>	<b>28.176</b>	<b>R.GARDNER</b>	<b>24.582</b>	<b>A.MARQUEZ</b>	<b>17.255</b>	6	<b>L.MARINI</b>	1'29.156	1'29.365 (6)
7	S.CHANTRA	19.159	J.NAVARRO	28.181	A.FERNANDEZ	24.588	S.CHANTRA	17.263	7	<b>S.CHANTRA</b>	1'29.171	1'29.383 (8)
8	<b>J.NAVARRO</b>	<b>19.167</b>	<b>T.LUTHI</b>	<b>28.187</b>	<b>M.SCHROTTER</b>	<b>24.590</b>	<b>A.FERNANDEZ</b>	<b>17.286</b>	8	<b>A.MARQUEZ</b>	1'29.193	1'29.566 (12)
9	A.FERNANDEZ	19.169	M.SCHROTTER	28.192	S.LOWES	24.600	J.MARTIN	17.289	9	<b>J.MARTIN</b>	1'29.219	1'29.449 (9)
10	<b>T.LUTHI</b>	<b>19.182</b>	<b>J.MARTIN</b>	<b>28.193</b>	<b>J.MARTIN</b>	<b>24.601</b>	<b>L.MARINI</b>	<b>17.292</b>	10	<b>A.FERNANDEZ</b>	1'29.290	1'29.377 (7)
11	A.LOCATELLI	19.191	X.VIERGE	28.194	J.FOLGER	24.601	M.SCHROTTER	17.299	11	<b>M.SCHROTTE</b>	1'29.302	1'29.474 (10)
12	<b>X.VIERGE</b>	<b>19.209</b>	<b>B.BENDSNEYDE</b>	<b>28.214</b>	<b>N.BULEGA</b>	<b>24.649</b>	<b>X.VIERGE</b>	<b>17.311</b>	12	<b>R.GARDNER</b>	1'29.353	1'29.532 (11)
13	M.SCHROTTER	19.221	L.BALDASSARRI	28.222	X.VIERGE	24.651	N.BULEGA	17.313	13	<b>X.VIERGE</b>	1'29.365	1'29.618 (14)
14	<b>N.BULEGA</b>	<b>19.225</b>	<b>A.FERNANDEZ</b>	<b>28.247</b>	<b>L.BALDASSARRI</b>	<b>24.653</b>	<b>L.BALDASSARRI</b>	<b>17.318</b>	14	<b>L.BALDASSAR</b>	1'29.429	1'29.572 (13)
15	L.BALDASSARRI	19.236	R.GARDNER	28.260	A.MARQUEZ	24.668	S.LOWES	17.322	15	<b>I.LECUONA</b>	1'29.481	1'29.708 (15)
16	<b>M.PASINI</b>	<b>19.246</b>	<b>M.PASINI</b>	<b>28.289</b>	<b>M.PASINI</b>	<b>24.684</b>	<b>I.LECUONA</b>	<b>17.344</b>	16	<b>N.BULEGA</b>	1'29.497	1'29.781 (18)
17	M.BEZZECCHI	19.247	S.CHANTRA	28.297	L.MARINI	24.688	B.BENDSNEYDE	17.347	17	<b>M.PASINI</b>	1'29.573	1'29.748 (17)
18	<b>I.LECUONA</b>	<b>19.259</b>	<b>D.AEGERTER</b>	<b>28.302</b>	<b>D.AEGERTER</b>	<b>24.707</b>	<b>D.AEGERTER</b>	<b>17.347</b>	18	<b>S.LOWES</b>	1'29.639	1'29.730 (16)
19	P.OETTL	19.260	N.BULEGA	28.310	E.BASTIANINI	24.730	M.PASINI	17.354	19	<b>B.BENDSNEY</b>	1'29.648	1'29.797 (19)
20	<b>R.GARDNER</b>	<b>19.268</b>	<b>M.BEZZECCHI</b>	<b>28.344</b>	<b>I.LECUONA</b>	<b>24.736</b>	<b>F.DI GIANNANTO</b>	<b>17.362</b>	20	<b>D.AEGERTER</b>	1'29.661	1'29.818 (20)
21	S.LOWES	19.301	F.DI GIANNANTO	28.354	M.BEZZECCHI	24.747	S.MANZI	17.392	21	<b>A.LOCATELLI</b>	1'29.819	1'30.041 (23)
22	<b>D.AEGERTER</b>	<b>19.305</b>	<b>S.LOWES</b>	<b>28.416</b>	<b>A.LOCATELLI</b>	<b>24.753</b>	<b>B.BINDER</b>	<b>17.403</b>	22	<b>M.BEZZECCHI</b>	1'29.829	1'30.063 (24)
23	B.BENDSNEYDE	19.307	A.LOCATELLI	28.441	F.DI GIANNANTO	24.775	J.FOLGER	17.403	23	<b>F.DI GIANNAN</b>	1'29.880	1'29.999 (22)
24	<b>J.FOLGER</b>	<b>19.329</b>	<b>S.MANZI</b>	<b>28.476</b>	<b>B.BENDSNEYDE</b>	<b>24.780</b>	<b>A.LOCATELLI</b>	<b>17.434</b>	24	<b>J.FOLGER</b>	1'29.921	1'29.995 (21)

These data/results cannot be reproduced, stored and/or transmitted in whole or in part by any manner of electronic, mechanical, photocopying, recording, broadcasting or otherwise now known or herein after developed without the previous express consent by the copyright owner, except for reproduction in daily press and regular printed publications on sale to the public within 60 days of the event related to those data/results and always provided that copyright symbol appears together as follows below.  
© DORNA, 2019



4318 m.

## myWorld MOTORRAD GRAND PRIX VON ÖSTERREICH

## Free Practice Nr. 2

## Best Partial Times

Moto2™

*IT* Ideal Lap Time, sum of the best partial times*BT* Best Lap Time

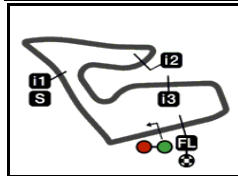
<b>T1</b>		<b>T2</b>		<b>T3</b>		<b>T4</b>				<i>IT</i>	<i>BT</i>	
<i>Pos</i>	<i>Rider</i>	<i>Time</i>	<i>Rider</i>	<i>Time</i>	<i>Rider</i>	<i>Time</i>	<i>Rider</i>	<i>Time</i>	<i>Pos</i>	<i>Rider</i>		
25	S.MANZI	19.366	S.ODENDAAL	28.506	S.MANZI	24.799	M.BEZZECCHI	17.491	25	S.MANZI	1'30.033	1'30.203 (25)
26	F.DI GIANNANTO	19.389	P.OETTL	28.551	S.ODENDAAL	24.853	S.ODENDAAL	17.558	26	P.OETTL	1'30.267	1'30.437 (26)
27	S.ODENDAAL	19.414	J.FOLGER	28.588	P.OETTL	24.870	P.OETTL	17.586	27	S.ODENDAAL	1'30.331	1'30.677 (27)
28	J.DIXON	19.441	J.DIXON	28.629	J.DIXON	24.939	J.ROBERTS	17.621	28	J.DIXON	1'30.686	1'30.695 (28)
29	L.TULOVIC	19.492	J.ROBERTS	28.645	J.ROBERTS	25.082	L.TULOVIC	17.667	29	J.ROBERTS	1'30.883	1'30.942 (29)
30	T.NAGOE	19.532	X.CARDELUS	28.687	T.NAGOE	25.153	J.DIXON	17.677	30	T.NAGOE	1'31.133	1'31.648 (31)
31	J.ROBERTS	19.535	T.NAGOE	28.750	L.TULOVIC	25.285	T.NAGOE	17.698	31	L.TULOVIC	1'31.326	1'31.483 (30)
32	X.CARDELUS	19.577	L.TULOVIC	28.882	X.CARDELUS	25.419	X.CARDELUS	17.736	32	X.CARDELUS	1'31.419	1'31.939 (32)

These data/results cannot be reproduced, stored and/or transmitted in whole or in part by any manner of electronic, mechanical, photocopying, recording, broadcasting or otherwise now known or herein after developed without the previous express consent by the copyright owner, except for reproduction in daily press and regular printed publications on sale to the public within 60 days of the event related to those data/results and always provided that copyright symbol appears together as follows below.

© DORNA, 2019

Official MotoGP Timing by TISSOT  
www.motogp.com





4318 m.

## myWorld MOTORRAD GRAND PRIX VON ÖSTERREICH

## Free Practice Nr. 2

## Fastest Laps Sequence

<i>Practice Time</i>	 <i>Rider</i>	<i>Nation</i>	<i>Motorcycle</i>	<i>Time</i>	<i>Km/h</i>	<i>Rider's Lap</i>
3'12.175	10 Luca MARINI	ITA	KALEX	1'30.657	171.4	2
3'31.650	9 Jorge NAVARRO	SPA	SPEED UP	1'30.620	171.5	2
4'00.507	73 Alex MARQUEZ	SPA	KALEX	1'30.232	172.2	2
5'02.608	87 Remy GARDNER	AUS	KALEX	1'29.973	172.7	3
5'02.831	12 Thomas LUTHI	SWI	KALEX	1'29.919	172.8	3
6'28.254	27 Iker LECUONA	SPA	KTM	1'29.841	173.0	4
6'31.850	9 Jorge NAVARRO	SPA	SPEED UP	1'29.756	173.1	4
8'30.515	73 Alex MARQUEZ	SPA	KALEX	1'29.699	173.2	5
9'31.698	9 Jorge NAVARRO	SPA	SPEED UP	1'29.524	173.6	6
18'14.204	10 Luca MARINI	ITA	KALEX	1'29.522	173.6	12
18'43.535	41 Brad BINDER	RSA	KTM	1'29.462	173.7	12
34'47.976	10 Luca MARINI	ITA	KALEX	1'29.365	173.9	20
35'11.507	45 Tetsuta NAGASHIMA	JPN	KALEX	1'29.119	174.4	16
39'53.875	41 Brad BINDER	RSA	KTM	1'29.029	174.6	21

These data/results cannot be reproduced, stored and/or transmitted in whole or in part by any manner of electronic, mechanical, photocopying, recording, broadcasting or otherwise now known or herein after developed without the previous express consent by the copyright owner, except for reproduction in daily press and regular printed publications on sale to the public within 60 days of the event related to those data/results and always provided that copyright symbol appears together as follows below.

© DORNA, 2019

Official MotoGP Timing by TISSOT  
www.motogp.com

Spielberg, Friday, August 09, 2019

