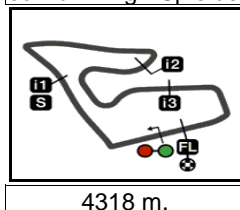


myWorld MOTORRAD GRAND PRIX VON ÖSTERREICH


Free Practice Nr. 3

Classification

10



4318 m.

		Rider	Nation	Team	Motorcycle	Time	Lap Total	Gap	Top Speed
1	54	Mattia PASINI	ITA	Tasca Racing Scuderia Moto2	KALEX	1'28.811	16 21		260.8
2	73	Alex MARQUEZ	SPA	EG 0,0 Marc VDS	KALEX	1'28.919	19 22	0.108 0.108	260.8
3	33	Enea BASTIANINI	ITA	Italtrans Racing Team	KALEX	1'28.949	15 20	0.138 0.030	263.4
4	97	Xavi VIERGE	SPA	EG 0,0 Marc VDS	KALEX	1'28.986	14 19	0.175 0.037	263.4
5	12	Thomas LUTHI	SWI	Dynavolt Intact GP	KALEX	1'28.988	16 20	0.177 0.002	257.7
6	23	Marcel SCHROTTER	GER	Dynavolt Intact GP	KALEX	1'29.032	16 20	0.221 0.044	259.6
7	88	Jorge MARTIN	SPA	Red Bull KTM Ajo	KTM	1'29.054	18 18	0.243 0.022	258.3
8	40	Augusto FERNANDEZ	SPA	FLEXBOX HP 40	KALEX	1'29.081	18 20	0.270 0.027	258.9
9	45	Tetsuta NAGASHIMA	JPN	ONEXOX TKKR SAG Team	KALEX	1'29.083	23 23	0.272 0.002	258.3
10	7	Lorenzo BALDASSARRI	ITA	FLEXBOX HP 40	KALEX	1'29.094	21 23	0.283 0.011	258.9
11	87	Remy GARDNER	AUS	ONEXOX TKKR SAG Team	KALEX	1'29.117	14 20	0.306 0.023	261.5
12	35	Somkiat CHANTRA	THA	IDEMITSU Honda Team Asia	KALEX	1'29.141	17 22	0.330 0.024	262.7
13	41	Brad BINDER	RSA	Red Bull KTM Ajo	KTM	1'29.147	20 20	0.336 0.006	262.7
14	10	Luca MARINI	ITA	SKY Racing Team VR46	KALEX	1'29.170	23 23	0.359 0.023	262.7
15	11	Nicolo BULEGA	ITA	SKY Racing Team VR46	KALEX	1'29.231	20 20	0.420 0.061	261.5
16	27	Iker LECUONA	SPA	American Racing KTM	KTM	1'29.246	21 23	0.435 0.015	260.2
17	9	Jorge NAVARRO	SPA	Beta Tools Speed Up	SPEED UP	1'29.273	16 17	0.462 0.027	259.6
18	22	Sam LOWES	GBR	Federal Oil Gresini Moto2	KALEX	1'29.291	11 21	0.480 0.018	260.2
19	94	Jonas FOLGER	GER	Petronas Sprinta Racing	KALEX	1'29.376	18 21	0.565 0.085	261.5
20	5	Andrea LOCATELLI	ITA	Italtrans Racing Team	KALEX	1'29.398	8 21	0.587 0.022	263.4
21	64	Bo BENDSNEYDER	NED	NTS RW Racing GP	NTS	1'29.535	15 21	0.724 0.137	261.5
22	72	Marco BEZZECCHI	ITA	Red Bull KTM Tech 3	KTM	1'29.690	15 15	0.879 0.155	259.6
23	65	Philipp OETTL	GER	Red Bull KTM Tech 3	KTM	1'29.741	18 21	0.930 0.051	258.3
24	4	Steven ODENDAAL	RSA	NTS RW Racing GP	NTS	1'29.773	19 19	0.962 0.032	259.6
25	21	Fabio DI GIANNANTONIO	ITA	Beta Tools Speed Up	SPEED UP	1'29.795	8 20	0.984 0.022	257.7
26	62	Stefano MANZI	ITA	MV Agusta Temporary Forward	MV AGUSTA	1'29.811	10 19	1.000 0.016	261.5
27	77	Dominique AEGERTER	SWI	MV Agusta Temporary Forward	MV AGUSTA	1'29.858	15 22	1.047 0.047	257.1
28	16	Joe ROBERTS	USA	American Racing KTM	KTM	1'30.198	19 19	1.387 0.340	257.1
29	96	Jake DIXON	GBR	Sama Qatar Angel Nieto Team	KTM	1'30.311	5 20	1.500 0.113	259.6
30	3	Lukas TULOVIC	GER	Kiefer Racing	KTM	1'31.074	5 14	2.263 0.763	258.9
31	19	Teppei NAGOE	JPN	IDEMITSU Honda Team Asia	KALEX	1'31.194	14 21	2.383 0.120	255.3
32	18	Xavi CARDELUS	AND	Sama Qatar Angel Nieto Team	KTM	1'31.259	5 16	2.448 0.065	258.9

Practice condition: Dry

Air: 28°

Humidity: 54%

Ground: 40°

Fastest Lap:	Lap: 16	Mattia PASINI	1'28.811	175 Km/h
Best Race Lap:	2016	Johann ZARCO	1'29.497	173.6 Km/h
All Time Lap Record:	2019	Mattia PASINI	1'28.811	175.0 Km/h

The results are provisional until the end of the limit for protest and appeals.

Time limit for protest expires 30' after publication of the results - Time:

These data/results cannot be reproduced, stored and/or transmitted in whole or in part by any manner of electronic, mechanical, photocopying, recording, broadcasting or otherwise now known or herein after developed without the previous express consent by the copyright owner, except for reproduction in daily press and regular printed publications on sale to the public within 60 days of the event related to those data/results and always provided that copyright symbol appears together as follows below.

© DORNA, 2019

Official MotoGP Timing by TISSOT
www.motogp.com

Spielberg, Saturday, August 10, 2019

moto2™




myWorld MOTORRAD GRAND PRIX VON ÖSTERREICH

Free Practice Nr. 3

Combined Free Practice Times

11

	Rider	Nation	Team	MOTORCYCLE	FP1	FP2	FP3	Gap
1	54 M.PASINI	ITA	Tasca Racing Scuderia Moto2	KALEX	1'29.454 17	1'29.748 9	1'28.811 16	
2	73 A.MARQUEZ	SPA	EG 0,0 Marc VDS	KALEX	1'29.537 16	1'29.566 21	1'28.919 19	0.108 0.108
3	33 E.BASTIANINI	ITA	Italtrans Racing Team	KALEX	1'29.753 17	1'29.216 16	1'28.949 15	0.138 0.030
4	97 X.VIERGE	SPA	EG 0,0 Marc VDS	KALEX	1'29.660 16	1'29.618 15	1'28.986 14	0.175 0.037
5	12 T.LUTHI	SWI	Dynavolt Intact GP	KALEX	1'29.584 14	1'29.147 15	1'28.988 16	0.177 0.002
6	41 B.BINDER	RSA	Red Bull KTM Ajo	KTM	1'29.359 17	1'29.029 21	1'29.147 20	0.218 0.041
7	23 M.SCHROTTER	GER	Dynavolt Intact GP	KALEX	1'29.336 17	1'29.474 16	1'29.032 16	0.221 0.003
8	88 J.MARTIN	SPA	Red Bull KTM Ajo	KTM	1'29.738 15	1'29.449 18	1'29.054 18	0.243 0.022
9	40 A.FERNANDEZ	SPA	FLEXBOX HP 40	KALEX	1'29.264 18	1'29.377 18	1'29.081 18	0.270 0.027
10	45 T.NAGASHIMA	JPN	ONEXOX TKKR SAG Team	KALEX	1'29.834 7	1'29.119 16	1'29.083 23	0.272 0.002
11	7 L.BALDASSARRI	ITA	FLEXBOX HP 40	KALEX	1'29.462 17	1'29.572 23	1'29.094 21	0.283 0.011
12	87 R.GARDNER	AUS	ONEXOX TKKR SAG Team	KALEX	1'29.746 9	1'29.532 13	1'29.117 14	0.306 0.023
13	35 S.CHANTRA	THA	IDEMITSU Honda Team Asia	KALEX	1'30.134 14	1'29.383 23	1'29.141 17	0.330 0.024
14	9 J.NAVARRO	SPA	Beta Tools Speed Up	SPEED UP	1'29.525 15	1'29.162 18	1'29.273 16	0.351 0.021
15	10 L.MARINI	ITA	SKY Racing Team VR46	KALEX	1'29.452 20	1'29.365 20	1'29.170 23	0.359 0.008
16	11 N.BULEGA	ITA	SKY Racing Team VR46	KALEX	1'29.664 21	1'29.781 19	1'29.231 20	0.420 0.061
17	27 I.LECUONA	SPA	American Racing KTM	KTM	1'29.310 18	1'29.708 17	1'29.246 21	0.435 0.015
18	22 S.LOWES	GBR	Federal Oil Gresini Moto2	KALEX	1'29.680 21	1'29.730 14	1'29.291 11	0.480 0.045
19	94 J.FOLGER	GER	Petronas Sprinta Racing	KALEX	1'29.573 22	1'29.995 17	1'29.376 18	0.565 0.085
20	5 A.LOCATELLI	ITA	Italtrans Racing Team	KALEX	1'29.559 21	1'30.041 15	1'29.398 8	0.587 0.022
21	64 B.BENDSNEYDE	NED	NTS RW Racing GP	NTS	1'30.234 22	1'29.797 22	1'29.535 15	0.724 0.137
22	72 M.BEZZECCHI	ITA	Red Bull KTM Tech 3	KTM	1'30.152 16	1'30.063 5	1'29.690 15	0.879 0.155
23	65 P.OETTL	GER	Red Bull KTM Tech 3	KTM	1'30.888 19	1'30.437 15	1'29.741 18	0.930 0.051
24	4 S.ODENDAAL	RSA	NTS RW Racing GP	NTS	1'30.557 19	1'30.677 15	1'29.773 19	0.962 0.032
25	21 F.DI GIANNANTO	ITA	Beta Tools Speed Up	SPEED UP	1'30.001 16	1'29.999 15	1'29.795 8	0.984 0.022
26	62 S.MANZI	ITA	MV Agusta Temporary Forward	MV AGUSTA	1'29.871 18	1'30.203 16	1'29.811 10	1.000 0.016
27	77 D.AEGERTER	SWI	MV Agusta Temporary Forward	MV AGUSTA	1'30.173 15	1'29.818 18	1'29.858 15	1.007 0.007
28	16 J.ROBERTS	USA	American Racing KTM	KTM	1'31.160 19	1'30.942 18	1'30.198 19	1.387 0.380
29	96 J.DIXON	GBR	Sama Qatar Angel Nieto Team	KTM		1'30.695 14	1'30.311 5	1.500 0.113
30	3 L.TULOVIC	GER	Kiefer Racing	KTM	1'32.264 11	1'31.483 16	1'31.074 5	2.263 0.763
31	19 T.NAGOE	JPN	IDEMITSU Honda Team Asia	KALEX	1'32.502 18	1'31.648 17	1'31.194 14	2.383 0.120
32	18 X.CARDELUS	AND	Sama Qatar Angel Nieto Team	KTM	1'32.094 19	1'31.939 15	1'31.259 5	2.448 0.065

Pole Position Record:	2016	Johann ZARCO	1'29.255	174.1 Km/h
Best Race Lap:	2016	Johann ZARCO	1'29.497	173.6 Km/h
All Time Lap Record:	2019	Mattia PASINI	1'28.811	175.0 Km/h

The results are provisional until the end of the limit for protest and appeals.

Time limit for protest expires 60' after publication of the results - Mr. Time:

These data/results cannot be reproduced, stored and/or transmitted in whole or in part by any manner of electronic, mechanical, photocopying, recording, broadcasting or otherwise now known or herein after developed without the previous express consent by the copyright owner, except for reproduction in daily press and regular printed publications on sale to the public within 60 days of the event related to those data/results and always provided that copyright symbol appears together as follows below.

© DORNA, 2019

Official MotoGP Timing by TISSOT
www.motogp.com

Spielberg, Saturday, August 10, 2019





myWorld MOTORRAD GRAND PRIX VON ÖSTERREICH

Free Practice Nr. 3

Top Speed & Average

12



Rider	Nation	Motorcycle	Top 5 speeds					Average	Top
5 Andrea LOCATELLI	ITA	KALEX	263.4	262.7	260.8	260.2	260.2	261.5	263.4
33 Enea BASTIANINI	ITA	KALEX	263.4	260.2	259.6	258.9	258.3	259.1	263.4
97 Xavi VIERGE	SPA	KALEX	263.4	261.5	260.8	260.2	260.2	260.8	263.4
10 Luca MARINI	ITA	KALEX	262.7	262.7	261.5	260.8	260.8	261.6	262.7
35 Somkiat CHANTRA	THA	KALEX	262.7	261.5	261.5	260.8	260.2	260.8	262.7
41 Brad BINDER	RSA	KTM	262.7	260.2	259.6	258.9	258.9	260.1	262.7
11 Nicolo BULEGA	ITA	KALEX	261.5	261.5	260.8	259.6	259.6	260.2	261.5
62 Stefano MANZI	ITA	MV AGUSTA	261.5	258.9	258.3	258.3	258.3	258.8	261.5
64 Bo BENDSNEYDER	NED	NTS	261.5	257.7	257.7	256.5	256.5	257.7	261.5
87 Remy GARDNER	AUS	KALEX	261.5	260.8	260.2	258.9	257.1	259.3	261.5
94 Jonas FOLGER	GER	KALEX	261.5	260.8	258.3	258.3	258.3	259.3	261.5
54 Mattia PASINI	ITA	KALEX	260.8	260.8	258.9	258.3	258.3	259.2	260.8
73 Alex MARQUEZ	SPA	KALEX	260.8	260.2	260.2	259.6	259.6	259.9	260.8
22 Sam LOWES	GBR	KALEX	260.2	258.9	258.9	258.9	258.9	259.2	260.2
27 Iker LECUONA	SPA	KTM	260.2	257.7	257.1	257.1	257.1	257.7	260.2
4 Steven ODENDAAL	RSA	NTS	259.6	257.1	256.5	256.5	256.5	257.2	259.6
9 Jorge NAVARRO	SPA	SPEED UP	259.6	258.3	258.3	257.7	256.5	257.4	259.6
23 Marcel SCHROTTER	GER	KALEX	259.6	258.3	258.3	257.7	257.7	258.1	259.6
72 Marco BEZZECCHI	ITA	KTM	259.6	258.9	258.3	257.7	257.7	258.2	259.6
96 Jake DIXON	GBR	KTM	259.6	258.3	257.7	257.1	256.5	257.5	259.6
3 Lukas TULOVIC	GER	KTM	258.9	258.9	258.3	257.7	256.5	258.1	258.9
7 Lorenzo BALDASSARRI	ITA	KALEX	258.9	258.9	258.3	258.3	258.3	258.5	258.9
18 Xavi CARDELUS	AND	KTM	258.9	256.5	255.3	255.3	254.7	256.1	258.9
40 Augusto FERNANDEZ	SPA	KALEX	258.9	257.7	256.5	256.5	256.5	257.1	258.9
45 Tetsuta NAGASHIMA	JPN	KALEX	258.3	258.3	257.1	257.1	256.5	257.3	258.3
65 Philipp OETTL	GER	KTM	258.3	257.7	257.1	257.1	256.5	257.2	258.3
88 Jorge MARTIN	SPA	KTM	258.3	258.3	257.7	257.7	257.7	257.9	258.3
12 Thomas LUTHI	SWI	KALEX	257.7	257.1	257.1	257.1	257.1	257.2	257.7
21 Fabio DI GIANNANTONIO	ITA	SPEED UP	257.7	257.1	256.5	255.9	255.9	256.5	257.7
16 Joe ROBERTS	USA	KTM	257.1	255.3	255.3	254.7	254.7	255.3	257.1
77 Dominique AEGERTER	SWI	MV AGUSTA	257.1	256.5	255.3	253.5	253.5	254.3	257.1
19 Tepeji NAGOE	JPN	KALEX	255.3	255.3	254.7	254.7	254.7	254.9	255.3

These data/results cannot be reproduced, stored and/or transmitted in whole or in part by any manner of electronic, mechanical, photocopying, recording, broadcasting or otherwise now known or herein after developed without the previous express consent by the copyright owner, except for reproduction in daily press and regular printed publications on sale to the public within 60 days of the event related to those data/results and always provided that copyright symbol appears together as follows below.

© DORNA, 2019

Official MotoGP Timing by TISSOT
www.motogp.com



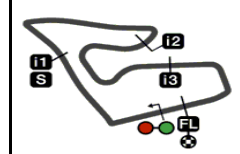
Spielberg, Saturday, August 10, 2019

myWorld MOTORRAD GRAND PRIX VON ÖSTERREICH

Free Practice Nr. 3

Chronological Analysis of Performances

13



4318 m.

* Lap / Sector time cancelled

T1 Time from finish line to 1st intermediate

T3 Time from 2nd intermed. to 3rd intermed.

P Crossing the finish line in pit lane

T2 Time from 1st intermed. to 2nd intermed.

T4 Time from 3rd intermediate to finish line

Lap	Lap Time	T1	T2	T3	T4	Speed	Lap	Lap Time	T1	T2	T3	T4	Speed		
1st	54	Mattia PASINI Tasca Racing Scuderi ITA						21	1'29.421	19.123	28.339	24.586	17.373	260.2	
		Runs=3	Total laps=21	Full laps=14			22	1'29.486	19.219	28.295	24.543	17.429	258.3		
1	2'23.190	24.133	31.010	26.170	17.929	248.2	3rd	33	Enea BASTIANINI Italtrans Racing Team ITA						
2	1'35.074	19.710	29.022	25.652	20.690	254.7			Runs=2	Total laps=20	Full laps=13				
3	1'30.280	19.452	28.380	25.039	17.409	256.5	1	2'24.895	24.840	31.668	25.646	17.486	242.6		
4	1'29.706	19.283	28.258	24.782	17.383	257.7	2	1'34.833	* 19.574	28.653	24.941	21.665*	255.3		
5	1'34.730	* 21.01*	29.426	25.926	18.360	231.7	3	1'34.072	20.566	31.185	24.944	17.377	215.1		
6	1'29.429	19.215	28.294	24.706	17.214	258.3	4	1'29.343	* 19.250	28.258	24.686	17.149*	258.3		
7	1'37.502	19.141	28.430	25.589	24.342	260.8	5	1'29.509	19.251	28.293	24.718	17.247	258.3		
8	1'30.059	* 19.48*	28.430	24.674	17.467	257.7	6	1'34.366	19.190	31.643	25.246	18.287	258.3		
9	1'43.584	P 19.854	33.009	26.213	24.508	247.1	7	1'32.390	19.218	29.473	25.175	18.524	258.9		
10	5'31.686	23.800	28.947	25.071	17.573	250.0	8	1'30.332	19.232	28.582	25.005	17.513	259.6		
11	1'30.227	19.577	28.310	24.949	17.391	255.9	9	1'30.029	19.327	28.488	24.856	17.358	257.1		
12	1'36.147	P 19.423	28.597	24.873	23.254	255.3	10	1'29.920	19.287	28.486	24.792	17.355	258.3		
13	5'43.378	25.833	30.637	32.859	19.496	243.2	11	1'39.068	P 19.326	29.294	27.061	23.387	258.3		
14	1'31.565	19.407	28.360	24.746	19.052	254.1	12	11'29.041	23.959	29.824	25.468	17.549	247.7		
15	1'29.391	19.383	28.305	24.522	17.181	256.5	13	1'30.172	19.380	28.411	25.012	17.369	257.7		
16	1'28.811	19.181	28.062	24.444	17.124	258.9	14	1'29.225	19.258	28.185	24.558	17.224	257.7		
17	1'32.280	19.164	30.930	24.885	17.301	260.8	15	1'28.949	19.156	28.209	24.475	17.109	258.3		
18	1'29.246	19.229	28.116	24.587	17.314	258.3	16	1'32.963	* 19.108	28.180	24.387	21.288*	260.2		
19	1'29.588	19.124	28.206	24.613	17.645	258.3	17	1'32.430	19.082	28.361	27.670	17.317	263.4		
20	1'29.730	19.214	28.573	24.635	17.308	257.7	18	1'32.146	* 19.189	28.137	24.610	20.210*	257.7		
21	1'36.629	24.364	30.125	24.709	17.431	200.0	19	1'30.338	19.544	28.552	24.905	17.337	254.1		
							20	1'29.344	19.167	28.251	24.543	17.383	258.3		
2nd	73	Alex MARQUEZ EG 0,0 Marc VDS SPA						4th	97	Xavi VIERGE EG 0,0 Marc VDS SPA					
		Runs=2	Total laps=22	Full laps=16					Runs=2	Total laps=19	Full laps=13				
1	2'32.781	24.881	29.744	25.687	17.796	250.0	1	2'27.134	23.629	29.964	25.827	17.682	250.0		
2	1'30.382	19.523	28.549	24.990	17.320	257.1	2	1'31.059	* 19.422	28.502	24.824	18.311*	258.9		
3	1'29.990	19.239	28.480	24.942	17.329	259.6	3	1'37.549	* 21.91*	32.639	24.866	18.129	210.5		
4	1'29.391	19.147	28.185	24.811	17.248	259.6	4	1'29.784	19.314	28.336	24.714	17.420	259.6		
5	1'29.694	19.233	28.368	24.822	17.271	258.9	5	1'29.651	19.216	28.376	24.618	17.441	260.2		
6	1'29.359	* 19.127	28.222	24.668	17.342*	258.3	6	1'30.872	19.274	28.549	25.234	17.815	260.2		
7	1'37.515	* 19.131	28.294	27.736*	22.354	260.2	7	1'29.442	19.181	28.248	24.640	17.373	260.2		
8	1'29.528	19.156	28.356	24.804	17.212	259.6	8	1'29.678	19.181	28.477	24.720	17.300	260.8		
9	1'29.203	19.102	28.182	24.642	17.277	259.6	9	1'29.610	19.153	28.447	24.645	17.365	263.4		
10	1'29.336	19.083	28.360	24.693	17.200	260.8	10	1'44.475	P 21.22*	33.625	25.651	23.976	200.7		
11	1'29.227	19.128	28.096	24.810	17.193	258.9	11	12'56.917	28.859	36.671	26.096	18.873	172.8		
12	1'37.294	P 19.145	29.937	24.901	23.311	258.9	12	1'29.965	19.499	28.451	24.689	17.326	255.9		
13	8'27.165	* 25.041	29.687	25.690	21.661*	244.8	13	1'29.540	19.325	28.388	24.628	17.199	258.3		
14	1'33.037	19.500	28.398	27.729	17.410	254.7	14	1'28.986	19.112	28.192	24.465	17.217	260.2		
15	1'29.349	19.160	28.171	24.790	17.228	257.1	15	1'29.213	19.120	28.247	24.557	17.289	260.2		
16	1'29.068	19.100	28.128	24.610	17.230	257.7	16	1'29.274	19.153	28.241	24.554	17.326	261.5		
17	1'28.987	19.046	28.189	24.573	17.179	259.6	17	1'29.685	* 19.227	28.374	24.696*	17.388	260.2		
18	1'31.710	20.574	28.755	24.727	17.654	235.8	18	1'29.489	19.212	28.226	24.686	17.365	258.9		
19	1'28.919	19.074	28.074	24.615	17.156	259.6									
20	1'34.931	* 20.710	29.317	24.770*	20.134	226.4									

Fastest Lap: Mattia PASINI Tasca Racing Scuderi ITA **1'28.811** 19.181 28.062 24.444 17.124

These data/results cannot be reproduced, stored and/or transmitted in whole or in part by any manner of electronic, mechanical, photocopying, recording, broadcasting or otherwise now known or herein after developed without the previous express consent by the copyright owner, except for reproduction in daily press and regular printed publications on sale to the public within 60 days of the event related to those data/results and always provided that copyright symbol appears together as follows below.
© DORNA, 2019

Free Practice Nr. 3

Moto2

Lap	Lap Time	T1	T2	T3	T4	Speed	Lap	Lap Time	T1	T2	T3	T4	Speed
5th 12 Thomas LUTHI Dynavolt Intact GP SWI Runs=3 Total laps=20 Full laps=11							7	1'37.201 P	19.354	28.808	25.348	23.691	256.5
1	2'16.277	24.173	30.123	26.041	17.962	241.0	8	6'31.331 *	23.779	29.569	25.369*	17.720	250.5
2	1'30.937	19.504	28.651	25.255	17.527	254.7	9	1'30.100	19.393	28.510	24.776	17.421	257.7
3	1'29.964	19.355	28.509	24.787	17.313	256.5	10	1'29.920	19.402	28.421	24.678	17.419	256.5
4	1'30.810	19.452	28.994	24.986	17.378	254.7	11	1'30.056	19.250	28.442	24.814	17.550	257.7
5	1'29.736	19.322	28.472	24.644	17.298	257.1	12	1'40.708 P	20.709	30.034	25.675	24.290	250.5
6	1'39.300 P	20.09*	30.977	24.983	23.249	252.9	13	9'48.776	28.124	29.657	26.343	19.283	244.3
7	7'47.522	25.052	33.725	25.717	17.571	216.8	14	1'31.322 *	19.330	28.316	24.678*	18.998*	257.1
8	1'31.370	19.436	28.533	25.966	17.435	255.3	15	1'29.416	19.256	28.229	24.592	17.339	257.7
9	1'30.709 *	19.490	28.266	24.742	18.211*	257.1	16	1'34.804	19.240	28.377	27.788	19.399	258.3
10	1'30.001	19.448	28.393	24.741	17.419	254.7	17	1'29.534 *	19.195	28.218	24.691*	17.430	257.1
11	1'30.014	19.291	28.520	24.818	17.385	257.1	18	1'29.054	19.141	28.186	24.358	17.369	258.3
12	1'36.016 P	19.384	28.239	24.738	23.655	255.9	8th 40 Augusto FERNAND FLEXBOX HP 40 SPA Runs=3 Total laps=20 Full laps=15						
13	5'14.075 *	25.349	29.739	25.412	17.417*	234.7	1	2'05.530	23.921	32.165	27.229	18.351	234.2
14	1'30.187	19.329	28.588	25.028	17.242	256.5	2	1'31.128	19.645	29.047	24.946	17.490	254.1
15	1'29.279	19.174	28.061	24.577	17.467	257.1	3	1'30.428	19.299	28.703	24.829	17.597	257.7
16	1'28.988	19.241	27.995	24.504	17.248	257.7	4	1'31.275	19.604	29.467	24.802	17.402	252.3
17	1'29.119	19.159	28.006	24.614	17.340	257.1	5	1'29.922	19.296	28.563	24.744	17.319	256.5
18	1'29.410 *	19.250	28.189	24.437	17.534*	256.5	6	1'29.796	19.233	28.507	24.727	17.329	255.3
19	1'30.005 *	19.220	28.443	24.867	17.475*	255.9	7	1'29.735	19.291	28.408	24.630	17.406	254.7
20	1'39.449 *	22.64*	34.670	24.754	17.384	201.8	8	1'29.649	19.278	28.425	24.620	17.326	255.3
6th 23 Marcel SCHROTTE Dynavolt Intact GP GER Runs=2 Total laps=20 Full laps=10							9	1'35.126 P	19.195	28.485	24.793	22.653	255.9
1	2'45.471	24.452	30.578	25.525	17.601	232.2	10	9'14.567	25.041	30.187	26.315	17.684	237.3
2	1'31.090	19.926	28.908	24.877	17.379	252.9	11	1'30.540	19.469	28.786	24.894	17.391	251.7
3	1'29.572	19.205	28.368	24.676	17.323	258.3	12	1'30.108	19.364	28.531	24.830	17.383	252.9
4	1'29.934	19.345	28.562	24.662	17.365	256.5	13	1'29.811	19.299	28.441	24.758	17.313	253.5
5	1'29.290	19.322	28.178	24.522	17.268	257.1	14	1'36.220 P	19.290	29.394	25.136	22.400	254.1
6	1'29.457	19.234	28.382	24.490	17.351	258.3	15	3'56.519	27.932	31.694	26.381	17.588	169.0
7	1'29.842 *	19.29*	28.364	24.743	17.437	257.7	16	1'29.667	19.369	28.433	24.534	17.331	255.3
8	1'34.427 *	21.067	30.525	25.332	17.503*	240.5	17	1'29.379	19.172	28.359	24.587	17.261	256.5
9	1'29.894 *	19.31*	28.529	24.663	17.388	257.7	18	1'29.081	19.097	28.264	24.454	17.266	258.9
10	1'29.271	19.204	28.266	24.484	17.317	257.7	19	1'29.497	19.148	28.508	24.525	17.316	256.5
11	1'36.908 P	19.721	29.767	25.073	22.347	251.7	20	1'29.181	19.184	28.354	24.438	17.205	256.5
12	10'42.203 *	23.386	29.624	25.415	17.325*	248.8	9th 45 Tetsuta NAGASHIM ONEXO TKKR SAG JPN Runs=2 Total laps=23 Full laps=19						
13	1'29.107	19.281	28.162	24.444	17.220	256.5	1	2'04.964	25.671	30.712	25.838	17.859	244.8
14	1'29.082 *	19.250	28.088	24.407	17.337*	257.1	2	1'31.176	19.521	29.069	25.005	17.581	255.3
15	1'33.555	19.230	28.128	27.303	18.894	257.1	3	1'30.514	19.419	28.605	25.033	17.457	257.1
16	1'29.032	19.312	28.067	24.456	17.197	257.7	4	1'30.020	19.346	28.536	24.792	17.346	255.3
17	1'30.788 *	19.241	28.245	25.281*	18.021	257.7	5	1'29.724	19.192	28.454	24.790	17.288	256.5
18	1'29.433 *	19.255	28.330	24.574	17.274*	259.6	6	1'30.055	19.279	28.483	24.856	17.437	255.3
19	1'29.215	19.222	28.200	24.496	17.297	257.1	7	1'30.653	19.210	28.896	24.998	17.549	255.9
20	1'37.405 *	19.41*	35.118	25.485	17.389	254.7	8	1'29.989	19.239	28.441	24.856	17.453	255.3
7th 88 Jorge MARTIN Red Bull KTM Ajo SPA Runs=3 Total laps=18 Full laps=10							9	1'30.169	19.398	28.525	24.851	17.395	254.7
1	2'04.480	28.600	31.350	25.743	17.887	249.4	10	1'30.282	19.363	28.583	24.906	17.430	254.7
2	1'31.552	19.779	29.031	25.177	17.565	254.1	11	1'29.976	19.278	28.472	24.850	17.376	255.3
3	1'30.932	19.483	28.994	24.890	17.565	257.1	12	1'30.127	19.362	28.399	24.945	17.421	254.7
4	1'30.133	19.465	28.429	24.793	17.446	257.1	13	1'29.899	19.347	28.308	24.846	17.398	255.3
5	1'30.088	19.269	28.679	24.702	17.438	257.7	14	1'30.115	19.322	28.511	24.884	17.398	255.3
6	1'31.666 *	20.28*	29.065	24.757	17.562	237.8	15	1'30.159	19.382	28.340	24.979	17.458	254.7
							16	1'44.636 P	23.751	30.102	25.967	24.816	245.4
							17	7'26.717	26.886	29.834	28.530	17.621	225.0
							18	1'29.859	19.337	28.382	24.755	17.385	255.3

Fastest Lap: Mattia PASINI Tasca Racing Scuderi ITA **1'28.811** 19.181 28.062 24.444 17.124

These data/results cannot be reproduced, stored and/or transmitted in whole or in part by any manner of electronic, mechanical, photocopying, recording, broadcasting or otherwise now known or herein after developed without the previous express consent by the copyright owner, except for reproduction in daily press and regular printed publications on sale to the public within 60 days of the event related to those data/results and always provided that copyright symbol appears together as follows below.
© DORNA, 2019

Free Practice Nr. 3

Moto2

Lap	Lap Time	T1	T2	T3	T4	Speed	Lap	Lap Time	T1	T2	T3	T4	Speed				
10th 7 Lorenzo BALDASS FLEXBOX HP 40 ITA							12th 35 Somkiat CHANTRA IDEMITSU Honda Te THA										
Runs=2			Total laps=23			Full laps=20			Runs=2			Total laps=22			Full laps=15		
1	2'08.936	32.395	32.976	26.466	18.325	212.5	1	2'20.478	25.061	30.710	27.299	17.602	240.5				
2	1'38.722	19.880	30.709	30.523	17.610	255.3	2	1'30.919	19.579	28.971	25.084	17.285	259.6				
3	1'31.682	19.603	28.978	25.338	17.763	254.1	3	1'34.611 *	19.29*	28.525	29.424	17.367	259.6				
4	1'34.488	19.621	32.195	25.359	17.313	253.5	4	1'29.753	19.182	28.440	24.718	17.413	260.2				
5	1'31.979	19.276	28.659	25.083	18.961	258.9	5	1'29.872	19.148	28.666	24.624	17.434	262.7				
6	1'36.127	19.504	34.465	24.820	17.338	258.3	6	1'29.940	19.093	28.651	24.633	17.563	261.5				
7	1'30.945	19.270	28.576	25.418	17.681	258.3	7	1'44.853	22.447	32.792	25.904	23.710	194.9				
8	1'29.979	19.382	28.312	24.960	17.325	255.9	8	1'29.708	19.229	28.544	24.545	17.390	260.8				
9	1'29.982	19.155	28.295	24.831	17.701	258.9	9	1'29.832	19.354	28.526	24.620	17.332	259.6				
10	1'31.543	19.479	28.662	24.832	18.570	257.1	10	1'30.088	19.305	28.526	24.589	17.668	258.3				
11	1'29.975	19.284	28.461	24.875	17.355	257.1	11	1'35.008	19.247	32.369	25.737	17.655	261.5				
12	1'32.088	19.284	28.484	24.898	19.422	257.7	12	1'29.972 *	19.344	28.470	24.715	17.443*	260.2				
13	1'29.787	19.335	28.260	24.819	17.373	258.3	13	1'40.102 P	19.413	28.515	26.960	25.214	257.1				
14	1'30.194	19.425	28.324	24.857	17.588	255.3	14	8'21.625	28.300	41.442	30.922	19.864	144.9				
15	1'43.869 P	22.431*	31.639	25.988	23.812	212.1	15	1'30.083	19.597	28.569	24.685	17.232	255.9				
16	6'39.765	26.033	29.189	25.412	17.520	246.0	16	1'29.588	19.199	28.459	24.641	17.289	260.2				
17	1'29.569	19.280	28.255	24.733	17.301	256.5	17	1'29.141	19.218	28.253	24.453	17.217	260.2				
18	1'29.717	19.284	28.382	24.689	17.362	255.9	18	1'29.263	19.179	28.402	24.515	17.167	260.2				
19	1'29.699	19.466	28.166	24.791	17.276	253.5	19	1'29.609 *	19.185	28.347	24.617*	17.460	260.2				
20	1'29.391	19.218	28.286	24.661	17.226	255.3	20	1'34.547 *	19.241	28.838	24.601	21.867*	258.3				
21	1'29.094	19.165	28.028	24.669	17.232	257.7	21	1'29.646	19.321	28.421	24.623	17.281	258.3				
22	1'29.310	19.209	28.164	24.679	17.258	255.3	22	1'29.387	19.229	28.313	24.529	17.316	258.9				
23	1'29.162	19.208	28.055	24.636	17.263	255.9											
11th 87 Remy GARDNER ONEXO TKKR SAG AUS							13th 41 Brad BINDER Red Bull KTM Ajo RSA										
Runs=2			Total laps=20			Full laps=17			Runs=2			Total laps=20			Full laps=14		
1	2'05.762	24.756	31.154	27.140	18.343	242.6	1	2'08.972	24.796	31.086	25.963	18.159	248.2				
2	1'31.367	19.552	29.324	24.764	17.727	257.1	2	1'31.275 *	19.468	28.689	25.075	18.043*	256.5				
3	1'30.320	19.290	28.628	24.974	17.428	260.8	3	1'43.504 *	24.62*	36.224	25.194	17.461	238.4				
4	1'29.905	19.364	28.503	24.597	17.441	260.2	4	1'29.888	19.289	28.449	24.686	17.464	256.5				
5	1'29.929	19.256	28.520	24.809	17.344	261.5	5	1'29.667	19.109	28.430	24.674	17.454	262.7				
6	1'32.126	19.319	30.537	24.953	17.317	255.9	6	1'29.871	19.275	28.372	24.720	17.504	255.9				
7	1'29.558	19.190	28.417	24.726	17.225	258.9	7	1'29.664 *	19.18*	28.323	24.631	17.524	258.9				
8	1'32.075	19.306	29.576	25.026	18.167	256.5	8	1'39.079	19.130	37.468	24.911	17.570	257.1				
9	1'29.461	19.376	28.189	24.608	17.288	255.9	9	1'30.095	19.148	28.471	24.884	17.592	260.2				
10	1'39.076 P	20.561*	28.941	25.458	24.117	245.4	10	1'29.575	19.175	28.276	24.677	17.447	252.9				
11	11'10.153	27.862	32.251	25.667	17.526	140.6	11	1'29.877	19.350	28.209	24.721	17.597	255.3				
12	1'29.603	19.491	28.341	24.618	17.153	252.3	12	1'29.552	19.131	28.183	24.755	17.483	259.6				
13	1'29.333	19.204	28.385	24.534	17.210	255.3	13	1'29.759	19.189	28.358	24.779	17.433	257.1				
14	1'29.117	19.257	28.156	24.514	17.190	254.7	14	1'32.180	19.770	29.992	24.834	17.584	225.0				
15	1'47.095	19.286	36.378	30.407	21.024	255.3	15	1'29.738	19.215	28.233	24.739	17.551	258.9				
16	1'29.784	19.392	28.395	24.599	17.398	254.1	16	1'38.868 P	19.500	29.811	25.643	23.914	250.5				
17	1'29.155	19.285	28.152	24.579	17.139	255.9	17	10'39.633	26.542	34.814	25.214	17.586	225.0				
18	1'29.192	19.263	28.262	24.549	17.118	254.7	18	1'29.288	19.187	28.111	24.657	17.333	257.7				
19	1'39.750	19.221	28.308	31.272	20.949	256.5	19	1'29.435	19.193	28.192	24.590	17.460	257.1				
20	1'29.185	19.365	28.209	24.435	17.176	257.1	20	1'29.147	19.034	28.177	24.565	17.371	256.5				
14th 10 Luca MARINI SKY Racing Team VR ITA																	
Runs=2			Total laps=23			Full laps=19			Runs=2			Total laps=23			Full laps=19		
1	2'10.161	33.319	34.599	26.341	17.814	205.7	1	2'10.161	33.319	34.599	26.341	17.814	205.7				
2	1'51.189	19.407	29.993	37.166	24.623	258.3	2	1'51.189	19.407	29.993	37.166	24.623	258.3				
3	1'32.839	19.336	28.691	25.412	19.400	260.2	3	1'32.839	19.336	28.691	25.412	19.400	260.2				
4	1'30.147	19.319	28.524	24.912	17.392	259.6	4	1'30.147	19.319	28.524	24.912	17.392	259.6				
5	1'30.170	19.198	28.504	25.033	17.435	259.6	5	1'30.170	19.198	28.504	25.033	17.435	259.6				
6	1'30.111	19.176	28.594	24.950	17.391	258.9	6	1'30.111	19.176	28.594	24.950	17.391	258.9				

Fastest Lap: Mattia PASINI Tasca Racing Scuderi ITA **1'28.811** 19.181 28.062 24.444 17.124

These data/results cannot be reproduced, stored and/or transmitted in whole or in part by any manner of electronic, mechanical, photocopying, recording, broadcasting or otherwise now known or herein after developed without the previous express consent by the copyright owner, except for reproduction in daily press and regular printed publications on sale to the public within 60 days of the event related to those data/results and always provided that copyright symbol appears together as follows below.
© DORNA, 2019

Official MotoGP Timing by TISSOT
www.motogp.com

Spielberg, Saturday, August 10, 2019

Page 3 of 7



Free Practice Nr. 3

Moto2

Lap	Lap Time	T1	T2	T3	T4	Speed	Lap	Lap Time	T1	T2	T3	T4	Speed
7	1'29.755	19.084	28.418	24.880	17.373	260.8	14	1'30.050 *	19.397	28.382	24.826	17.445 *	255.9
8	1'29.782	19.094	28.509	24.833	17.346	259.6	15	1'30.182	19.439	28.392	24.797	17.554	254.1
9	1'29.751	19.078	28.351	24.876	17.446	260.8	16	1'48.126 P	26.773	31.989	24.991	24.373	226.4
10	1'29.614	19.077	28.488	24.719	17.330	261.5	17	6'47.792	24.298	35.385	28.306	17.714	236.8
11	1'29.601	19.044	28.464	24.769	17.324	262.7	18	1'31.681 *	19.497	28.425	24.977	18.782 *	252.3
12	1'29.394	19.065	28.191	24.806	17.332	260.8	19	1'33.898 *	19.41*	28.465	25.539	20.482	254.7
13	1'43.598 P	22.652	30.609	26.092	24.245	228.8	20	1'30.682	19.252	29.068	25.085	17.277	254.7
14	6'56.680	25.353	29.719	25.355	21.293	248.8	21	1'29.246	19.219	28.237	24.504	17.286	257.7
15	1'29.958	19.302	28.411	24.898	17.347	257.7	22	1'29.350	19.326	28.151	24.561	17.312	254.7
16	1'29.321	19.115	28.197	24.787	17.222	258.3	23	1'29.357	19.362	28.153	24.589	17.253	252.9
17	1'29.509	19.106	28.248	24.832	17.323	258.3	17th 9 Jorge NAVARRO Beta Tools Speed Up SPA						
18	1'30.482 *	19.110	29.368	24.701	17.303*	258.9	Runs=3 Total laps=17 Full laps=11						
19	1'29.567	19.060	28.383	24.685	17.439	260.2	1	2'19.978	25.287	29.753	25.445	17.547	243.7
20	1'29.274	19.079	28.251	24.702	17.242	260.2	2	1'30.543	19.470	28.601	24.949	17.523	256.5
21	1'29.540	19.144	28.331	24.756	17.309	262.7	3	1'35.215	19.288	28.567	29.983	17.377	258.3
22	1'29.200	19.088	28.048	24.819	17.245	258.9	4	1'29.791	19.271	28.408	24.790	17.322	257.7
23	1'29.170	19.070	28.129	24.710	17.261	258.9	5	1'29.858 *	19.274	28.513	24.671	17.400*	258.3
15th 11 Nicolo BULEGA SKY Racing Team VR ITA							6	1'29.614	19.195	28.343	24.830	17.246	259.6
Runs=4 Total laps=20 Full laps=12							7	1'42.763 P	22.323	29.575	26.173	24.692	209.7
1	2'11.170	25.488	44.372	25.908	17.955	206.5	8	8'23.759	25.022	28.838	25.148	17.327	246.5
2	1'48.516 *	19.467	28.946	38.353	21.750*	258.9	9	1'30.004	19.369	28.405	24.905	17.325	255.3
3	1'34.792	19.543	32.631	25.071	17.547	257.1	10	1'29.917	19.283	28.422	24.856	17.356	255.9
4	1'30.199	19.242	28.647	24.887	17.423	261.5	11	1'29.878	19.326	28.337	24.831	17.384	255.9
5	1'30.074	19.254	28.393	24.838	17.589	259.6	12	1'29.913	19.327	28.393	24.806	17.387	256.5
6	1'30.153	19.250	28.601	24.848	17.454	258.9	13	1'38.686 P	19.739	29.034	25.639	24.274	251.7
7	1'29.761	19.131	28.407	24.778	17.445	261.5	14	8'00.540	25.381	29.750	25.016	17.312	246.0
8	1'30.334	19.138	28.778	25.028	17.390	260.8	15	1'29.497	19.334	28.166	24.697	17.300	256.5
9	1'30.176	19.245	28.722	24.744	17.465	259.6	16	1'29.273	19.194	28.095	24.745	17.239	256.5
10	1'45.148 P	19.206	35.698	25.588	24.656	258.3	17	1'29.361	19.292	28.180	24.694	17.195	256.5
11	6'22.904	24.328	29.516	25.246	17.632	250.5	18th 22 Sam LOWES Federal Oil Gresini M GBR						
12	1'30.661 *	19.498	28.623	25.002	17.538*	254.7	Runs=3 Total laps=21 Full laps=13						
13	1'30.424	19.377	28.605	24.975	17.467	257.1	1	2'13.211	29.077	33.066	25.826	17.817	225.4
14	1'38.394 P	20.113	29.299	25.821	23.161	246.0	2	1'31.357 *	19.515	28.675	24.764	18.403*	255.9
15	5'41.720 P	23.459	39.299	48.756	23.669	249.4	3	1'29.798 *	19.305	28.491	24.652	17.350*	257.7
16	2'09.829	28.282	35.522	25.539	17.571	155.1	4	1'29.585	19.270	28.495	24.580	17.240	260.2
17	1'29.839	19.338	28.303	24.944	17.254	258.3	5	1'29.519	19.291	28.403	24.644	17.181	257.7
18	1'34.046	19.134	32.674	24.871	17.367	259.6	6	1'46.018 *	25.20*	38.554	24.837	17.422	171.9
19	1'29.444	19.194	28.225	24.770	17.255	259.6	7	1'29.448	19.227	28.465	24.563	17.193	258.3
20	1'29.231	19.216	28.150	24.577	17.288	259.6	8	1'29.519	19.241	28.433	24.648	17.197	258.9
16th 27 Iker LECUONA American Racing KT SPA							9	1'37.368	19.315	36.020	24.659	17.374	257.7
Runs=2 Total laps=23 Full laps=16							10	1'29.485	19.230	28.400	24.607	17.248	258.9
1	2'06.102	30.247	38.754	26.380	18.562	187.1	11	1'29.291	19.244	28.312	24.483	17.252	258.9
2	1'30.793	19.554	29.216	24.684	17.339	255.9	12	1'44.847 P	22.551	32.708	26.043	23.545	201.8
3	1'30.271	19.403	28.505	24.780	17.583	257.1	13	6'12.078	25.746	31.776	25.433	17.637	208.0
4	1'30.020	19.529	28.354	24.669	17.468	254.7	14	1'30.717	19.627	28.669	25.013	17.408	253.5
5	1'29.360	19.255	28.216	24.535	17.354	260.2	15	1'30.504	19.501	28.780	24.916	17.307	255.3
6	1'54.358 *	19.45*	48.335	29.123	17.446	254.1	16	1'30.021	19.362	28.574	24.725	17.360	255.9
7	1'29.638	19.329	28.313	24.585	17.411	255.3	17	1'36.101 P	19.391	28.632	24.836	23.242	255.3
8	1'29.833	19.415	28.308	24.737	17.373	253.5	18	4'12.936	26.019	32.147	25.118	17.534	183.3
9	1'31.755	19.366	28.787	25.577	18.025	254.1	19	1'29.922	19.487	28.513	24.599	17.323	255.3
10	1'29.992	19.223	28.741	24.601	17.427	257.1	20	1'29.656	19.327	28.507	24.503	17.319	258.9
11	1'29.542	19.319	28.318	24.597	17.308	254.7	21	1'29.369	19.298	28.447	24.367	17.257	257.1
12	1'29.431	19.223	28.191	24.508	17.509	257.1							
13	1'30.700	19.258	28.368	24.717	18.357	257.1							

Fastest Lap: Mattia PASINI Tasca Racing Scuderi ITA 1'28.811 19.181 28.062 24.444 17.124

These data/results cannot be reproduced, stored and/or transmitted in whole or in part by any manner of electronic, mechanical, photocopying, recording, broadcasting or otherwise now known or herein after developed without the previous express consent by the copyright owner, except for reproduction in daily press and regular printed publications on sale to the public within 60 days of the event related to those data/results and always provided that copyright symbol appears together as follows below.
© DORNA, 2019

Official MotoGP Timing by TISSOT
www.motogp.com

Spielberg, Saturday, August 10, 2019

Page 4 of 7



Free Practice Nr. 3

Moto2

Lap	Lap Time	T1	T2	T3	T4	Speed	Lap	Lap Time	T1	T2	T3	T4	Speed		
19th	94	Jonas FOLGER Petronas Sprinta Raci GER					7	1'30.087	19.320	28.498	24.766	17.503	256.5		
		Runs=2		Total laps=21		Full laps=17		8	1'37.431	P	19.370	28.450	25.163	24.448	255.9
1	2'17.467	24.353	33.925	27.806	17.995	230.7	9	5'09.025	24.953	29.161	25.203	17.598	241.6		
2	1'31.868	19.704	28.896	25.152	18.116	254.7	10	1'30.347	19.461	28.420	24.920	17.546	254.1		
3	1'30.362	19.387	28.756	24.704	17.515	261.5	11	1'30.526	19.620	28.521	24.942	17.443	253.5		
4	1'30.123	19.342	28.592	24.733	17.456	260.8	12	1'38.491	P	19.543	29.768	25.505	23.675	251.7	
5	1'30.069	19.380	28.561	24.633	17.495	256.5	13	5'50.061	25.035	29.452	26.532	17.427	239.4		
6	1'43.454	19.595	36.890	27.228	19.741	220.8	14	1'29.731	19.337	28.363	24.755	17.276	255.3		
7	1'33.212	19.441	29.022	27.111	17.638	257.7	15	1'29.535	19.272	28.183	24.804	17.276	255.9		
8	1'30.038	19.355	28.542	24.646	17.495	258.3	16	1'39.466	*	19.49*	32.554	26.638	20.778	254.7	
9	1'31.743	*	19.77*	29.942	24.584	17.440	17	1'29.571	19.349	28.213	24.768	17.241	261.5		
10	1'30.021	19.319	28.680	24.588	17.434	258.3	18	1'30.937	19.358	28.761	25.432	17.386	255.9		
11	1'29.743	19.392	28.360	24.622	17.369	258.3	19	1'29.851	19.210	28.433	24.739	17.469	257.7		
12	1'40.836	P	21.534	29.886	25.538	23.878	20	1'29.621	19.283	28.270	24.671	17.397	254.1		
13	9'21.139	21.677	30.027	25.310	17.571	248.2	21	1'29.551	19.287	28.224	24.758	17.282	254.1		
14	1'30.342	19.259	28.616	24.982	17.485	257.1	22nd 72 Marco BEZZECCHI Red Bull KTM Tech 3 ITA								
15	1'29.951	19.349	28.442	24.696	17.464	255.9	Runs=2		Total laps=15		Full laps=12				
16	1'35.667	19.349	28.608	26.600	21.110	255.9	1	2'06.730	30.912	40.048	26.579	18.691	185.2		
17	1'29.491	19.378	28.347	24.492	17.274	258.3	2	1'31.548	19.621	29.225	25.215	17.487	257.7		
18	1'29.376	19.295	28.249	24.534	17.298	257.1	3	1'30.480	19.405	28.578	25.091	17.406	257.1		
19	1'36.810	19.416	35.032	24.900	17.462	255.9	4	1'30.384	19.337	28.632	24.910	17.505	257.7		
20	1'29.585	19.313	28.281	24.526	17.465	257.7	5	1'35.498	19.468	33.462	25.023	17.545	258.3		
21	1'29.610	19.337	28.288	24.560	17.425	256.5	6	1'36.113	19.763	32.229	26.138	17.983	247.1		
							7	1'29.978	19.395	28.391	24.763	17.429	257.7		
							8	1'29.988	19.274	28.483	24.817	17.414	257.1		
							9	2'56.250	P	19.239	28.500	24.758	1'43.753	258.9	
							10	16'57.317	24.118	39.357	37.573	19.099	243.2		
							11	1'32.821	19.541	30.085	25.635	17.560	254.7		
							12	1'34.208	19.604	31.773	25.221	17.610	255.9		
							13	1'29.750	19.263	28.379	24.735	17.373	259.6		
							14	1'29.806	19.295	28.361	24.688	17.462	257.7		
							15	1'29.690	19.236	28.414	24.683	17.357	255.9		
							23rd 65 Philipp OETTL Red Bull KTM Tech 3 GER								
							Runs=3		Total laps=21		Full laps=11				
							1	1'38.607	20.126	30.635	25.448	17.887	250.0		
							2	1'31.436	19.648	28.980	25.124	17.684	253.5		
							3	1'30.964	19.506	28.794	25.046	17.618	254.7		
							4	1'30.653	19.397	28.597	25.058	17.601	254.7		
							5	1'34.375	*	20.47*	31.284	24.970	17.644	243.7	
							6	1'30.758	*	19.35*	28.854	25.014	17.534	255.3	
							7	1'30.489	*	19.32*	28.607	24.996	17.559	255.9	
							8	1'30.415	19.310	28.616	24.915	17.574	256.5		
							9	1'37.966	P	19.696	28.834	25.368	24.068	246.0	
							10	6'06.811	22.467	29.069	25.089	17.611	249.4		
							11	1'30.917	19.512	28.830	24.968	17.607	255.9		
							12	1'35.118	*	19.56*	30.857	25.852	18.846	255.9	
							13	1'30.625	19.359	28.603	25.125	17.538	254.7		
							14	1'39.697	P	20.63*	29.555	25.475	24.029	240.0	
							15	5'49.266	25.659	34.567	28.719	18.254	220.4		
							16	1'30.623	19.467	28.705	24.938	17.513	258.3		
							17	1'32.196	19.349	30.501	24.908	17.438	256.5		
							18	1'29.741	19.291	28.334	24.759	17.357	257.1		
							19	1'30.349	*	19.32*	28.784	24.806	17.438	255.9	
							20	1'33.130	19.263	29.499	26.844	17.524	257.1		

Fastest Lap: Mattia PASINI Tasca Racing Scuderi ITA **1'28.811** 19.181 28.062 24.444 17.124

These data/results cannot be reproduced, stored and/or transmitted in whole or in part by any manner of electronic, mechanical, photocopying, recording, broadcasting or otherwise now known or herein after developed without the previous express consent by the copyright owner, except for reproduction in daily press and regular printed publications on sale to the public within 60 days of the event related to those data/results and always provided that copyright symbol appears together as follows below.
© DORNA, 2019



Free Practice Nr. 3

Moto2

Lap	Lap Time	T1	T2	T3	T4	Speed	Lap	Lap Time	T1	T2	T3	T4	Speed
21	1'30.089	19.272	28.467	24.830	17.520	257.7	8	1'29.996	19.310	28.439	24.797	17.450	257.7
24th 4 Steven ODENDAAL NTS RW Racing GP RSA							9	1'32.699	19.290	29.908	26.009	17.492	257.1
		Runs=3	Total laps=19	Full laps=13			10	1'29.811	19.218	28.393	24.767	17.433	255.3
1	2'06.894	24.161	31.203	25.692	18.535	221.3	11	1'44.281	19.247	28.964	38.184	17.886	258.3
2	1'31.799	19.509	29.440	25.174	17.676	259.6	12	1'36.258 P	19.273	28.573	24.835	23.577	256.5
3	1'30.614	19.497	28.463	25.017	17.637	256.5	13	12'17.207 *	26.933	34.763	34.375 *	19.998 *	187.5
4	1'35.437	19.362	29.169	25.774	21.132	257.1	14	1'38.331 *	19.919	30.733	29.541	18.138 *	238.4
5	1'30.756	19.453	28.683	25.029	17.591	255.3	15	1'39.025	23.100	33.493	24.913	17.519	195.2
6	1'40.668 P	19.881*	29.880	26.520	24.382	247.1	16	1'29.983	19.320	28.418	24.820	17.425	257.1
7	6'25.791	24.026	29.697	25.475	17.825	246.5	17	1'30.051	19.372	28.465	24.758	17.456	256.5
8	1'30.741	19.533	28.540	25.025	17.643	252.9	18	1'30.022	19.279	28.533	24.781	17.429	257.1
9	1'31.316	19.585	28.785	25.265	17.681	253.5	19	1'30.016 *	19.320	28.375	24.844	17.477 *	257.1
10	1'30.810	19.451	28.613	25.167	17.579	254.1	27th 77 Dominique AEGER MV Agusta Temporar SWI						
11	1'30.766	19.475	28.585	25.108	17.598	252.9		Runs=2	Total laps=22	Full laps=18			
12	1'30.806	19.471	28.630	25.113	17.592	253.5	1	1'54.351	27.075	31.366	26.568	18.110	202.6
13	1'37.260 P	19.670	28.628	25.339	23.623	252.3	2	1'31.549	19.768	28.939	25.144	17.698	250.5
14	7'42.826	23.645	32.886	26.339	21.108	245.4	3	1'30.528	19.446	28.579	24.973	17.530	253.5
15	1'30.287	19.508	28.610	24.764	17.405	255.9	4	1'31.185	19.453	28.633	25.117	17.982	252.9
16	1'30.168	19.310	28.457	24.918	17.483	256.5	5	1'30.531	19.501	28.507	24.903	17.620	257.1
17	1'29.821	19.295	28.320	24.805	17.401	255.3	6	1'30.455	19.495	28.569	24.878	17.513	252.3
18	1'30.478 *	19.70*	28.548	24.796	17.432	255.3	7	1'30.363	19.516	28.486	24.908	17.453	252.9
19	1'29.773	19.283	28.304	24.803	17.383	256.5	8	1'30.575	19.414	28.695	24.965	17.501	252.9
25th 21 Fabio DI GIANNANT Beta Tools Speed Up ITA							9	1'30.371	19.434	28.579	24.884	17.474	252.3
		Runs=2	Total laps=20	Full laps=13			10	1'30.353	19.477	28.505	24.952	17.419	251.7
1	2'10.473	24.451	30.941	25.997	17.903	244.8	11	1'30.175	19.427	28.514	24.848	17.386	252.9
2	1'31.412	19.543	29.191	25.208	17.470	257.1	12	1'35.063 P	19.426	28.411	24.882	22.344	253.5
3	1'30.290	19.470	28.537	24.945	17.338	254.7	13	8'24.909	30.452	34.462	38.258	18.740	190.1
4	1'42.114 *	19.418	34.606	28.288	19.802*	254.7	14	1'30.622	19.581	28.563	25.106	17.372	251.1
5	1'30.216	19.359	28.503	24.749	17.605	257.7	15	1'29.858	19.369	28.336	24.840	17.313	253.5
6	1'31.833	19.426	30.074	24.908	17.425	256.5	16	1'30.196	19.400	28.538	24.846	17.412	253.5
7	1'29.858	19.399	28.336	24.816	17.307	255.3	17	1'32.182	19.330	30.102	25.271	17.479	256.5
8	1'29.795	19.387	28.329	24.726	17.353	255.3	18	1'34.753 *	19.423	28.633	24.766	21.931 *	253.5
9	1'40.274 *	19.868	33.138	27.911	19.357*	233.2	19	1'30.648	19.776	28.579	24.838	17.455	255.3
10	1'34.647	19.471	32.520	25.222	17.434	255.9	20	1'31.933	19.409	29.058	25.364	18.102	252.9
11	1'38.340 P	19.453	28.947	26.158	23.782	255.9	21	1'30.085	19.396	28.470	24.783	17.436	253.5
12	10'12.111	23.747	29.652	25.195	17.535	248.8	22	1'29.981	19.391	28.408	24.785	17.397	253.5
13	1'30.712	19.586	28.560	25.036	17.530	253.5	28th 16 Joe ROBERTS American Racing KT USA						
14	1'30.393 *	19.471	28.496	24.952	17.474*	253.5		Runs=2	Total laps=19	Full laps=13			
15	2'07.294 *	19.363	28.465	40.978*	38.488*	255.9	1	2'07.851	28.019	41.223	27.676	22.264	187.1
16	1'39.567	25.350	31.530	25.190	17.497	203.0	2	1'32.707	20.007	28.998	25.551	18.151	252.9
17	1'30.133	19.428	28.454	24.895	17.356	254.7	3	1'33.344	19.599	30.717	25.411	17.617	254.7
18	1'29.910	19.378	28.385	24.805	17.342	255.3	4	1'31.446	19.513	29.060	25.303	17.570	254.1
19	1'32.621	19.397	30.942	24.872	17.410	254.1	5	1'30.400	19.407	28.579	24.981	17.433	255.3
20	1'47.277	19.421	42.847	27.634	17.375	254.1	6	1'31.368 *	19.54*	29.000	25.241	17.585	254.1
26th 62 Stefano MANZI MV Agusta Temporar ITA							7	1'30.828	19.542	28.593	25.101	17.592	252.9
		Runs=2	Total laps=19	Full laps=12			8	1'30.771 *	19.46 *	28.727	25.078	17.505	254.1
1	2'10.267	25.752	33.561	26.310	17.849	222.2	9	1'30.753	19.501	28.528	25.034	17.690	252.9
2	1'39.503	19.429	29.374	32.800	17.900	258.3	10	1'30.720	19.480	28.609	25.005	17.626	252.9
3	1'30.736	19.283	29.115	24.827	17.511	261.5	11	1'42.112 P	19.73*	32.627	25.862	23.889	250.5
4	1'29.839	19.228	28.383	24.789	17.439	258.9	12	12'58.342	28.002	38.202	26.192	17.745	164.1
5	1'29.907	19.258	28.619	24.641	17.389	258.3	13	1'37.978	19.599	29.050	28.484	20.845	252.9
6	1'30.120 *	19.177	28.418	24.783	17.742*	258.3	14	1'30.402 *	19.37*	28.598	24.916	17.511	257.1
7	1'29.868 *	19.215	28.525	24.624	17.504*	258.3	15	1'30.467	19.422	28.599	24.977	17.469	254.7
							16	1'30.363	19.452	28.440	24.959	17.512	253.5

Fastest Lap: Mattia PASINI Tasca Racing Scuderi ITA **1'28.811** 19.181 28.062 24.444 17.124

These data/results cannot be reproduced, stored and/or transmitted in whole or in part by any manner of electronic, mechanical, photocopying, recording, broadcasting or otherwise now known or herein after developed without the previous express consent by the copyright owner, except for reproduction in daily press and regular printed publications on sale to the public within 60 days of the event related to those data/results and always provided that copyright symbol appears together as follows below.
© DORNA, 2019

Free Practice Nr. 3

Moto2

Lap	Lap Time	T1	T2	T3	T4	Speed	Lap	Lap Time	T1	T2	T3	T4	Speed
17	1'36.174	22.930	30.305	25.076	17.863	221.3	11	1'31.221 *	19.76*	28.813	24.967	17.673	252.3
18	1'30.487	19.391	28.584	24.890	17.622	255.3	12	1'31.050 *	19.528	28.798	25.067	17.657*	254.7
19	1'30.198	19.386	28.507	24.815	17.490	254.7	13	1'31.464	19.540	28.743	25.107	18.074	254.7

29th 96 Jake DIXON Sama Qatar Angel Ni GBR
Runs=2 Total laps=20 Full laps=12

1	2'17.998	24.946	31.305	26.507	18.037	241.0
2	1'31.173	19.614	28.969	24.888	17.702	256.5
3	1'31.587	19.507	29.360	24.897	17.823	255.3
4	1'30.487	19.422	28.624	24.868	17.573	257.7
5	1'30.311	19.262	28.745	24.808	17.496	258.3
6	1'38.751	19.402	33.970	27.791	17.588	259.6
7	1'30.452	19.320	28.610	24.853	17.669	256.5
8	1'30.364	19.328	28.597	24.909	17.530	257.1
9	1'31.597	19.324	28.627	25.996	17.650	256.5
10	1'30.387 *	19.332	28.655	24.755	17.645*	255.3
11	1'30.554	19.343	28.885	24.803	17.523	254.7
12	1'30.550	19.358	28.633	24.906	17.653	255.3
13	1'46.808 P	23.815	31.832	26.256	24.905	213.4
14	10'07.431 *	25.088	31.168	26.888	18.153*	240.5
15	1'44.792 *	21.71*	30.652	33.756	18.669	217.7
16	1'30.716 *	19.51*	28.627	25.031	17.543*	251.7
17	1'30.517	19.332	28.736	24.940	17.509	255.3
18	1'30.318	19.451	28.505	24.827	17.535	252.9
19	1'30.517 *	19.364	28.610	24.864	17.679*	253.5
20	1'54.040 P	27.19*	34.589	27.018	25.237	208.0

30th 3 Lukas TULOVIC Kiefer Racing GER
Runs=3 Total laps=14 Full laps=6

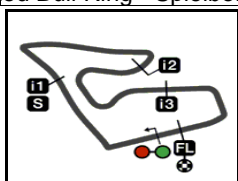
1	1'57.859	24.965	31.856	26.620	18.512	237.8
2	1'33.014	19.690	29.634	25.712	17.978	256.5
3	1'38.927 *	20.49*	31.405	28.240	18.785	247.7
4	1'36.081	19.626	32.424	26.172	17.859	258.9
5	1'31.074	19.449	28.768	25.118	17.739	258.9
6	1'31.759	19.558	29.091	25.281	17.829	257.7
7	1'34.737 *	19.372	28.940	25.435	20.990*	258.3
8	1'48.996 P	22.67*	30.525	30.251	25.547	230.7
9	12'27.185 P	25.014	30.586	26.171	24.021	243.7
10	8'26.241	24.380	30.037	25.745	17.825	247.1
11	1'31.609	19.587	28.870	25.292	17.860	254.7
12	1'34.246 *	21.37*	29.880	25.249	17.744	245.4
13	1'31.244	19.507	28.770	25.240	17.727	255.3
14	1'33.129 *	19.649	30.573	25.121	17.786*	254.1

31st 19 Teppei NAGOE IDEMITSU Honda Te JPN
Runs=3 Total laps=21 Full laps=14

1	1'49.735	24.937	31.029	26.855	18.560	243.2
2	1'33.178	20.060	29.400	25.765	17.953	249.4
3	1'32.603	19.811	29.278	25.638	17.876	252.9
4	1'31.986	19.598	29.099	25.355	17.934	253.5
5	1'31.678	19.548	29.092	25.230	17.808	254.1
6	1'31.739	19.517	29.240	25.218	17.764	255.3
7	1'31.308	19.631	28.894	25.138	17.645	252.9
8	1'45.695 P	21.98*	32.125	26.048	25.540	243.2
9	7'47.770	25.427	30.337	25.809	18.078	214.7
10	1'34.117	21.385	29.325	25.446	17.961	246.5

Fastest Lap: Mattia PASINI Tasca Racing Scuderi ITA **1'28.811** 19.181 28.062 24.444 17.124

These data/results cannot be reproduced, stored and/or transmitted in whole or in part by any manner of electronic, mechanical, photocopying, recording, broadcasting or otherwise now known or herein after developed without the previous express consent by the copyright owner, except for reproduction in daily press and regular printed publications on sale to the public within 60 days of the event related to those data/results and always provided that copyright symbol appears together as follows below.
© DORNA, 2019



4318 m.

myWorld MOTORRAD GRAND PRIX VON ÖSTERREICH

Free Practice Nr. 3

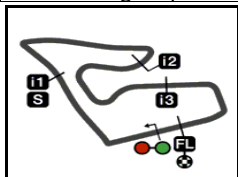
Best Partial Times

Moto2™

IT Ideal Lap Time, sum of the best partial times*BT* Best Lap Time

T1		T2		T3		T4						
Pos	Rider	Time	Rider	Time	Rider	Time	Rider	Time	Pos	Rider	IT	BT
1	B.BINDER	19.034	T.LUTHI	27.995	J.MARTIN	24.358	E.BASTIANINI	17.109	1	E.BASTIANINI	1'28.715	1'28.949 (3)
2	L.MARINI	19.044	L.BALDASSARRI	28.028	S.LOWES	24.367	R.GARDNER	17.118	2	M.PASINI	1'28.754	1'28.811 (1)
3	A.MARQUEZ	19.046	L.MARINI	28.048	E.BASTIANINI	24.387	M.PASINI	17.124	3	A.MARQUEZ	1'28.819	1'28.919 (2)
4	A.LOCATELLI	19.067	M.PASINI	28.062	M.SCHROTTER	24.407	A.MARQUEZ	17.156	4	T.LUTHI	1'28.833	1'28.988 (5)
5	E.BASTIANINI	19.082	M.SCHROTTER	28.067	R.GARDNER	24.435	S.CHANTRA	17.167	5	M.SCHROTTE	1'28.875	1'29.032 (6)
6	S.CHANTRA	19.093	A.MARQUEZ	28.074	T.LUTHI	24.437	S.LOWES	17.181	6	R.GARDNER	1'28.895	1'29.117 (11)
7	A.FERNANDEZ	19.097	J.NAVARRO	28.095	A.FERNANDEZ	24.438	J.NAVARRO	17.195	7	S.CHANTRA	1'28.966	1'29.141 (12)
8	T.NAGASHIMA	19.105	B.BINDER	28.111	M.PASINI	24.444	M.SCHROTTER	17.197	8	X.VIERGE	1'28.968	1'28.986 (4)
9	X.VIERGE	19.112	E.BASTIANINI	28.137	S.CHANTRA	24.453	X.VIERGE	17.199	9	T.NAGASHIMA	1'28.985	1'29.083 (9)
10	M.PASINI	19.124	T.NAGASHIMA	28.144	X.VIERGE	24.465	A.FERNANDEZ	17.205	10	L.MARINI	1'28.999	1'29.170 (14)
11	N.BULEGA	19.131	N.BULEGA	28.150	J.FOLGER	24.492	T.NAGASHIMA	17.207	11	A.FERNANDEZ	1'29.004	1'29.081 (8)
12	J.MARTIN	19.141	I.LECUONA	28.151	I.LECUONA	24.504	L.MARINI	17.222	12	J.MARTIN	1'29.024	1'29.054 (7)
13	L.BALDASSARRI	19.155	R.GARDNER	28.152	T.NAGASHIMA	24.529	L.BALDASSARRI	17.226	13	B.BINDER	1'29.043	1'29.147 (13)
14	T.LUTHI	19.159	A.LOCATELLI	28.159	A.MARQUEZ	24.543	B.BENDSNEYDE	17.241	14	L.BALDASSAR	1'29.045	1'29.094 (10)
15	S.MANZI	19.177	B.BENDSNEYDE	28.183	A.LOCATELLI	24.564	T.LUTHI	17.242	15	A.LOCATELLI	1'29.084	1'29.398 (20)
16	R.GARDNER	19.190	J.MARTIN	28.186	B.BINDER	24.565	I.LECUONA	17.253	16	S.LOWES	1'29.087	1'29.291 (18)
17	J.NAVARRO	19.194	X.VIERGE	28.192	N.BULEGA	24.577	N.BULEGA	17.254	17	N.BULEGA	1'29.112	1'29.231 (15)
18	M.SCHROTTER	19.204	J.FOLGER	28.249	S.MANZI	24.624	J.FOLGER	17.274	18	I.LECUONA	1'29.127	1'29.246 (16)
19	B.BENDSNEYDE	19.210	S.CHANTRA	28.253	L.BALDASSARRI	24.636	A.LOCATELLI	17.294	19	J.NAVARRO	1'29.155	1'29.273 (17)
20	I.LECUONA	19.219	A.FERNANDEZ	28.264	J.NAVARRO	24.671	F.DI GIANNANTO	17.307	20	J.FOLGER	1'29.274	1'29.376 (19)
21	S.LOWES	19.227	S.ODENDAAL	28.304	B.BENDSNEYDE	24.671	D.AEGERTER	17.313	21	B.BENDSNEY	1'29.305	1'29.535 (21)
22	M.BEZZECCHI	19.236	S.LOWES	28.312	M.BEZZECCHI	24.683	B.BINDER	17.333	22	S.MANZI	1'29.565	1'29.811 (26)
23	J.FOLGER	19.259	F.DI GIANNANTO	28.329	L.MARINI	24.685	J.MARTIN	17.339	23	M.BEZZECCHI	1'29.637	1'29.690 (22)
24	J.DIXON	19.262	P.OETTL	28.334	F.DI GIANNANTO	24.726	P.OETTL	17.357	24	P.OETTL	1'29.713	1'29.741 (23)

These data/results cannot be reproduced, stored and/or transmitted in whole or in part by any manner of electronic, mechanical, photocopying, recording, broadcasting or otherwise now known or herein after developed without the previous express consent by the copyright owner, except for reproduction in daily press and regular printed publications on sale to the public within 60 days of the event related to those data/results and always provided that copyright symbol appears together as follows below.
© DORNA, 2019



4318 m.

myWorld MOTORRAD GRAND PRIX VON ÖSTERREICH

Free Practice Nr. 3

Best Partial Times

Moto2™

IT Ideal Lap Time, sum of the best partial times*BT* Best Lap Time

T1		T2		T3		T4				<i>IT</i>	<i>BT</i>	
<i>Pos</i>	<i>Rider</i>	<i>Time</i>	<i>Rider</i>	<i>Time</i>	<i>Rider</i>	<i>Time</i>	<i>Rider</i>	<i>Time</i>	<i>Pos</i>	<i>Rider</i>	<i>IT</i>	<i>BT</i>
25	P.OETTL	19.263	D.AEGERTER	28.336	J.DIXON	24.755	M.BEZZECCHI	17.357	25	F.DI GIANNAN	1'29.721	1'29.795 (25)
26	S.ODENDAAL	19.283	M.BEZZECCHI	28.361	P.OETTL	24.759	S.ODENDAAL	17.383	26	S.ODENDAAL	1'29.734	1'29.773 (24)
27	D.AEGERTER	19.330	S.MANZI	28.375	S.ODENDAAL	24.764	S.MANZI	17.389	27	D.AEGERTER	1'29.745	1'29.858 (27)
28	F.DI GIANNANTO	19.359	J.ROBERTS	28.440	D.AEGERTER	24.766	J.ROBERTS	17.433	28	J.DIXON	1'30.018	1'30.311 (29)
29	L.TULOVIC	19.372	J.DIXON	28.505	J.ROBERTS	24.815	J.DIXON	17.496	29	J.ROBERTS	1'30.074	1'30.198 (28)
30	J.ROBERTS	19.386	X.CARDELUS	28.556	T.NAGOE	24.967	T.NAGOE	17.645	30	T.NAGOE	1'30.782	1'31.194 (31)
31	X.CARDELUS	19.439	T.NAGOE	28.653	L.TULOVIC	25.118	X.CARDELUS	17.682	31	X.CARDELUS	1'30.858	1'31.259 (32)
32	T.NAGOE	19.517	L.TULOVIC	28.768	X.CARDELUS	25.181	L.TULOVIC	17.727	32	L.TULOVIC	1'30.985	1'31.074 (30)

These data/results cannot be reproduced, stored and/or transmitted in whole or in part by any manner of electronic, mechanical, photocopying, recording, broadcasting or otherwise now known or herein after developed without the previous express consent by the copyright owner, except for reproduction in daily press and regular printed publications on sale to the public within 60 days of the event related to those data/results and always provided that copyright symbol appears together as follows below.

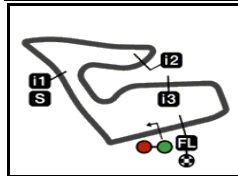
© DORNA, 2019

Official MotoGP Timing by TISSOT

www.motogp.com

moto2™





4318 m.

myWorld MOTORRAD GRAND PRIX VON ÖSTERREICH

Free Practice Nr. 3

Fastest Laps Sequence

<i>Practice Time</i>	 <i>Rider</i>	<i>Nation</i>	<i>Motorcycle</i>	<i>Time</i>	<i>Km/h</i>	<i>Rider's Lap</i>
3'10.043	65 Philipp OETTL	GER	KTM	1'31.436	170.0	2
3'36.140	45 Tetsuta NAGASHIMA	JPN	KALEX	1'31.176	170.4	2
3'36.658	40 Augusto FERNANDEZ	SPA	KALEX	1'31.128	170.5	2
3'36.895	27 Iker LECUONA	SPA	KTM	1'30.793	171.2	2
3'50.521	9 Jorge NAVARRO	SPA	SPEED UP	1'30.543	171.6	2
4'03.163	73 Alex MARQUEZ	SPA	KALEX	1'30.382	171.9	2
5'07.166	27 Iker LECUONA	SPA	KTM	1'30.271	172.2	3
5'17.178	12 Thomas LUTHI	SWI	KALEX	1'29.964	172.7	3
5'46.133	23 Marcel SCHROTTER	GER	KALEX	1'29.572	173.5	3
7'02.544	73 Alex MARQUEZ	SPA	KALEX	1'29.391	173.8	4
8'06.546	27 Iker LECUONA	SPA	KTM	1'29.360	173.9	5
8'45.357	23 Marcel SCHROTTER	GER	KALEX	1'29.290	174.0	5
14'37.843	73 Alex MARQUEZ	SPA	KALEX	1'29.203	174.2	9
30'06.466	23 Marcel SCHROTTER	GER	KALEX	1'29.107	174.4	13
32'12.319	73 Alex MARQUEZ	SPA	KALEX	1'29.068	174.5	16
33'41.306	73 Alex MARQUEZ	SPA	KALEX	1'28.987	174.6	17
33'44.662	97 Xavi VIERGE	SPA	KALEX	1'28.986	174.6	14
33'44.759	54 Mattia PASINI	ITA	KALEX	1'28.811	175.0	16

These data/results cannot be reproduced, stored and/or transmitted in whole or in part by any manner of electronic, mechanical, photocopying, recording, broadcasting or otherwise now known or herein after developed without the previous express consent by the copyright owner, except for reproduction in daily press and regular printed publications on sale to the public within 60 days of the event related to those data/results and always provided that copyright symbol appears together as follows below.

© DORNA, 2019

Official MotoGP Timing by TISSOT
www.motogp.com

Spielberg, Saturday, August 10, 2019

