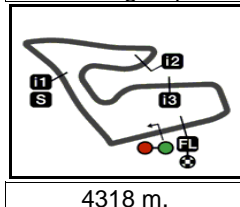


myWorld MOTORRAD GRAND PRIX VON ÖSTERREICH


Free Practice Nr. 3

Classification

10



4318 m.

	Rider	Nation	Team	Motorcycle	Time	Lap	Total	Gap	Top Speed	
1	14 Tony ARBOLINO	ITA	VNE Snipers	HONDA	1'35.778	12	12		216.4	
2	17 John MCPHEE	GBR	Petronas Sprinta Racing	HONDA	1'36.298	5	16	0.520	0.520	218.1
3	48 Lorenzo DALLA PORTA	ITA	Leopard Racing	HONDA	1'36.345	17	17	0.567	0.047	217.3
4	42 Marcos RAMIREZ	SPA	Leopard Racing	HONDA	1'36.353	15	15	0.575	0.008	215.1
5	23 Niccolò ANTONELLI	ITA	SIC58 Squadra Corse	HONDA	1'36.414	10	17	0.636	0.061	215.5
6	79 Ai OGURA	JPN	Honda Team Asia	HONDA	1'36.471	16	16	0.693	0.057	215.1
7	13 Celestino VIETTI	ITA	SKY Racing Team VR46	KTM	1'36.497	18	18	0.719	0.026	213.8
8	27 Kaito TOBA	JPN	Honda Team Asia	HONDA	1'36.579	16	16	0.801	0.082	215.1
9	44 Aron CANET	SPA	Sterilgarda Max Racing Team	KTM	1'36.655	17	17	0.877	0.076	213.4
10	76 Makar YURCHENKO	KAZ	BOE Skull Rider Mugen Race	KTM	1'36.660	11	17	0.882	0.005	217.7
11	71 Ayumu SASAKI	JPN	Petronas Sprinta Racing	HONDA	1'36.689	15	15	0.911	0.029	215.1
12	25 Raul FERNANDEZ	SPA	Sama Qatar Angel Nieto Team	KTM	1'36.822	8	14	1.044	0.133	212.5
13	7 Dennis FOGGIA	ITA	SKY Racing Team VR46	KTM	1'37.020	14	14	1.242	0.198	219.0
14	5 Jaume MASIA	SPA	Bester Capital Dubai	KTM	1'37.025	6	13	1.247	0.005	218.1
15	21 Alonso LOPEZ	SPA	Estrella Galicia 0,0	HONDA	1'37.030	17	17	1.252	0.005	217.3
16	16 Andrea MIGNO	ITA	Bester Capital Dubai	KTM	1'37.031	11	17	1.253	0.001	215.1
17	40 Darryn BINDER	RSA	CIP Green Power	KTM	1'37.099	15	15	1.321	0.068	213.8
18	24 Tatsuki SUZUKI	JPN	SIC58 Squadra Corse	HONDA	1'37.174	11	16	1.396	0.075	217.3
19	55 Romano FENATI	ITA	VNE Snipers	HONDA	1'37.178	15	16	1.400	0.004	211.7
20	22 Kazuki MASAKI	JPN	BOE Skull Rider Mugen Race	KTM	1'37.184	9	14	1.406	0.006	215.5
21	84 Jakub KORNFEIL	CZE	Redox PruestelGP	KTM	1'37.203	15	15	1.425	0.019	216.0
22	12 Filip SALAC	CZE	Redox PruestelGP	KTM	1'37.218	8	15	1.440	0.015	216.0
23	53 Deniz ONCU	TUR	Red Bull KTM Ajo	KTM	1'37.260	14	17	1.482	0.042	216.0
24	75 Albert ARENAS	SPA	Sama Qatar Angel Nieto Team	KTM	1'37.304	16	18	1.526	0.044	208.4
25	54 Riccardo ROSSI	ITA	Kömmerling Gresini Moto3	HONDA	1'37.352	15	17	1.574	0.048	215.5
26	61 Can ONCU	TUR	Red Bull KTM Ajo	KTM	1'37.433	14	16	1.655	0.081	214.7
27	11 Sergio GARCIA	SPA	Estrella Galicia 0,0	HONDA	1'37.658	9	17	1.880	0.225	212.5
28	73 Maximilian KOFLER	AUT	Sama Qatar Angel Nieto Team	KTM	1'37.691	8	16	1.913	0.033	217.3
29	82 Stefano NEPA	ITA	Reale Avintia Arizona 77	KTM	1'37.790	16	16	2.012	0.099	215.1
30	52 Jeremy ALCOBA	SPA	Kömmerling Gresini Moto3	HONDA	1'38.130	11	17	2.352	0.340	211.7
31	69 Tom BOOTH-AMOS	GBR	CIP Green Power	KTM	1'38.646	12	12	2.868	0.516	210.1

Practice condition: **Dry**Air: **25°**Humidity: **62%**Ground: **32°**

Fastest Lap:	Lap: 12	Tony ARBOLINO	1'35.778	162.3 Km/h
Best Race Lap:	2018	Lorenzo DALLA PORTA	1'36.307	161.4 Km/h
All Time Lap Record:	2019	Tony ARBOLINO	1'35.778	162.3 Km/h

The results are provisional until the end of the limit for protest and appeals.

Time limit for protest expires 30' after publication of the results - Time:

These data/results cannot be reproduced, stored and/or transmitted in whole or in part by any manner of electronic, mechanical, photocopying, recording, broadcasting or otherwise now known or herein after developed without the previous express consent by the copyright owner, except for reproduction in daily press and regular printed publications on sale to the public within 60 days of the event related to those data/results and always provided that copyright symbol appears together as follows below.

© DORNA, 2019

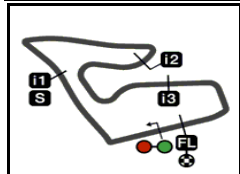
Official MotoGP Timing by TISSOT

www.motogp.com

Spielberg, Saturday, August 10, 2019

moto3™





4318 m.

myWorld MOTORRAD GRAND PRIX VON ÖSTERREICH

Moto3™

Free Practice Nr. 3

Combined Free Practice Times

11

	Rider	Nation	Team	MOTORCYCLE	FP1	FP2	FP3	Gap
1	14 T.ARBOLINO	ITA	VNE Snipers	HONDA	1'37.155 16	1'37.011 13	1'35.778 12	
2	17 J.MCPHEE	GBR	Petronas Sprinta Racing	HONDA	1'38.188 7	1'36.616 17	1'36.298 5	0.520 0.520
3	48 L.DALLA PORTA	ITA	Leopard Racing	HONDA	1'37.288 20	1'37.414 12	1'36.345 17	0.567 0.047
4	42 M.RAMIREZ	SPA	Leopard Racing	HONDA	1'37.690 15	1'37.322 17	1'36.353 15	0.575 0.008
5	23 N.ANTONELLI	ITA	SIC58 Squadra Corse	HONDA	1'37.628 18	1'37.088 3	1'36.414 10	0.636 0.061
6	79 A.OGURA	JPN	Honda Team Asia	HONDA	1'38.223 17	1'37.104 15	1'36.471 16	0.693 0.057
7	13 C.VIETTI	ITA	SKY Racing Team VR46	KTM	1'37.207 18	1'36.585 20	1'36.497 18	0.719 0.026
8	27 K.TOBA	JPN	Honda Team Asia	HONDA	1'37.787 17	1'37.515 16	1'36.579 16	0.801 0.082
9	24 T.SUZUKI	JPN	SIC58 Squadra Corse	HONDA	1'37.738 14	1'36.638 11	1'37.174 11	0.860 0.059
10	44 A.CANET	SPA	Sterilgarda Max Racing Team	KTM	1'37.431 16	1'38.228 6	1'36.655 17	0.877 0.017
11	76 M.YURCHENKO	KAZ	BOE Skull Rider Mugen Race	KTM	1'38.396 20	1'38.544 6	1'36.660 11	0.882 0.005
12	71 A.SASAKI	JPN	Petronas Sprinta Racing	HONDA	1'37.818 16	1'36.937 18	1'36.689 15	0.911 0.029
13	25 R.FERNANDEZ	SPA	Sama Qatar Angel Nieto Team	KTM	1'37.448 16	1'37.418 6	1'36.822 8	1.044 0.133
14	84 J.KORNFEIL	CZE	Redox PruestelGP	KTM	1'36.967 19	1'37.327 7	1'37.203 15	1.189 0.145
15	7 D.FOGGIA	ITA	SKY Racing Team VR46	KTM	1'37.532 17	1'37.796 12	1'37.020 14	1.242 0.053
16	5 J.MASIA	SPA	Bester Capital Dubai	KTM	1'37.903 14	1'37.063 15	1'37.025 6	1.247 0.005
17	21 A.LOPEZ	SPA	Estrella Galicia 0,0	HONDA	1'38.765 16	1'37.606 6	1'37.030 17	1.252 0.005
18	16 A.MIGNO	ITA	Bester Capital Dubai	KTM	1'38.342 7	1'37.547 5	1'37.031 11	1.253 0.001
19	40 D.BINDER	RSA	CIP Green Power	KTM	1'37.944 17	1'37.831 15	1'37.099 15	1.321 0.068
20	12 F.SALAC	CZE	Redox PruestelGP	KTM	1'37.622 18	1'37.163 14	1'37.218 8	1.385 0.064
21	55 R.FENATI	ITA	VNE Snipers	HONDA	1'37.629 17	1'37.543 10	1'37.178 15	1.400 0.015
22	22 K.MASAKI	JPN	BOE Skull Rider Mugen Race	KTM	1'38.301 19	1'37.551 17	1'37.184 9	1.406 0.006
23	53 D.ONCU	TUR	Red Bull KTM Ajo	KTM	1'37.450 16	1'37.647 12	1'37.260 14	1.482 0.076
24	75 A.ARENAS	SPA	Sama Qatar Angel Nieto Team	KTM	1'37.945 17	1'37.808 6	1'37.304 16	1.526 0.044
25	54 R.ROSSI	ITA	Kömmerling Gresini Moto3	HONDA	1'38.184 19	1'38.695 6	1'37.352 15	1.574 0.048
26	61 C.ONCU	TUR	Red Bull KTM Ajo	KTM	1'37.610 19	1'37.605 16	1'37.433 14	1.655 0.081
27	11 S.GARCIA	SPA	Estrella Galicia 0,0	HONDA	1'38.032 16	1'37.929 16	1'37.658 9	1.880 0.225
28	73 M.KOFLER	AUT	Sama Qatar Angel Nieto Team	KTM	1'38.409 19	1'37.995 7	1'37.691 8	1.913 0.033
29	82 S.NEPA	ITA	Reale Avintia Arizona 77	KTM	1'39.031 20	1'38.356 14	1'37.790 16	2.012 0.099
30	52 J.ALCOBA	SPA	Kömmerling Gresini Moto3	HONDA	1'39.146 18	1'38.102 18	1'38.130 11	2.324 0.312
31	69 T.BOOTH-AMOS	GBR	CIP Green Power	KTM	1'39.331 16	1'38.894 12	1'38.646 12	2.868 0.544

Pole Position Record:	2016	Joan MIR	1'36.228	161.5 Km/h
Best Race Lap:	2018	Lorenzo DALLA PORTA	1'36.307	161.4 Km/h
All Time Lap Record:	2019	Tony ARBOLINO	1'35.778	162.3 Km/h

The results are provisional until the end of the limit for protest and appeals.

Time limit for protest expires 60' after publication of the results - Mr. Time:

These data/results cannot be reproduced, stored and/or transmitted in whole or in part by any manner of electronic, mechanical, photocopying, recording, broadcasting or otherwise now known or herein after developed without the previous express consent by the copyright owner, except for reproduction in daily press and regular printed publications on sale to the public within 60 days of the event related to those data/results and always provided that copyright symbol appears together as follows below.

© DORNA, 2019

Official MotoGP Timing by TISSOT
www.motogp.com

Spielberg, Saturday, August 10, 2019



myWorld MOTORRAD GRAND PRIX VON ÖSTERREICH

Free Practice Nr. 3

Top Speed & Average

12



4318 m.

Rider	Nation	Motorcycle	Top 5 speeds					Average	Top
7 Dennis FOGGIA	ITA	KTM	219.0	218.6	217.3	216.4	216.0	217.5	219.0
5 Jaime MASIA	SPA	KTM	218.1	214.7	213.4	212.5	209.7	213.7	218.1
17 John MCPHEE	GBR	HONDA	218.1	216.8	216.8	216.4	215.1	216.6	218.1
76 Makar YURCHENKO	KAZ	KTM	217.7	216.8	216.0	215.5	215.1	216.2	217.7
21 Alonso LOPEZ	SPA	HONDA	217.3	216.4	216.4	215.5	214.7	215.8	217.3
24 Tatsuki SUZUKI	JPN	HONDA	217.3	215.1	215.1	213.8	213.4	214.9	217.3
48 Lorenzo DALLA PORTA	ITA	HONDA	217.3	217.3	215.1	214.2	214.2	215.6	217.3
73 Maximilian KOFLER	AUT	KTM	217.3	215.5	213.0	212.5	212.1	214.1	217.3
14 Tony ARBOLINO	ITA	HONDA	216.4	214.2	214.2	213.8	213.4	214.4	216.4
12 Filip SALAC	CZE	KTM	216.0	215.5	213.8	213.4	212.5	214.2	216.0
53 Deniz ONCU	TUR	KTM	216.0	213.0	211.3	210.1	209.7	212.0	216.0
84 Jakub KORNFEIL	CZE	KTM	216.0	213.8	213.8	212.5	211.3	213.5	216.0
22 Kazuki MASAKI	JPN	KTM	215.5	215.1	214.7	214.7	214.2	214.8	215.5
23 Niccolò ANTONELLI	ITA	HONDA	215.5	214.2	213.4	213.0	212.1	213.4	215.5
54 Riccardo ROSSI	ITA	HONDA	215.5	213.4	213.4	213.0	213.0	213.7	215.5
16 Andrea MIGNO	ITA	KTM	215.1	213.0	212.5	212.1	211.7	212.9	215.1
27 Kaito TOBA	JPN	HONDA	215.1	215.1	214.7	213.8	213.0	214.1	215.1
42 Marcos RAMIREZ	SPA	HONDA	215.1	213.0	213.0	212.5	212.1	213.1	215.1
71 Ayumu SASAKI	JPN	HONDA	215.1	213.4	213.4	210.9	210.5	212.3	215.1
79 Ai OGURA	JPN	HONDA	215.1	214.7	214.2	214.2	214.2	214.4	215.1
82 Stefano NEPA	ITA	KTM	215.1	214.7	214.2	213.8	212.1	214.0	215.1
61 Can ONCU	TUR	KTM	214.7	212.5	212.5	212.1	210.9	212.5	214.7
13 Celestino VIETTI	ITA	KTM	213.8	213.4	213.0	212.1	211.3	212.5	213.8
40 Darryn BINDER	RSA	KTM	213.8	213.0	212.1	212.1	212.1	212.6	213.8
44 Aron CANET	SPA	KTM	213.4	211.7	211.3	211.3	210.9	211.6	213.4
11 Sergio GARCIA	SPA	HONDA	212.5	212.1	210.9	210.9	210.5	211.4	212.5
25 Raul FERNANDEZ	SPA	KTM	212.5	211.7	211.7	211.7	210.9	211.7	212.5
52 Jeremy ALCOBA	SPA	HONDA	211.7	210.5	210.5	210.5	210.1	210.6	211.7
55 Romano FENATI	ITA	HONDA	211.7	211.3	209.3	208.4	208.0	209.7	211.7
69 Tom BOOTH-AMOS	GBR	KTM	210.1	209.7	208.4	207.2	206.5	208.4	210.1
75 Albert ARENAS	SPA	KTM	208.4	207.6	207.2	207.2	207.2	207.5	208.4

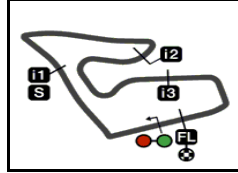
These data/results cannot be reproduced, stored and/or transmitted in whole or in part by any manner of electronic, mechanical, photocopying, recording, broadcasting or otherwise now known or herein after developed without the previous express consent by the copyright owner, except for reproduction in daily press and regular printed publications on sale to the public within 60 days of the event related to those data/results and always provided that copyright symbol appears together as follows below.

© DORNA, 2019

Official MotoGP Timing by TISSOT
www.motogp.com



Spielberg, Saturday, August 10, 2019



4318 m.

myWorld MOTORRAD GRAND PRIX VON ÖSTERREICH

Free Practice Nr. 3

Chronological Analysis of Performances

13

* Lap / Sector time cancelled

T1 Time from finish line to 1st intermediate

T3 Time from 2nd intermed. to 3rd intermed.

P Crossing the finish line in pit lane

T2 Time from 1st intermed. to 2nd intermed.

T4 Time from 3rd intermediate to finish line

Lap	Lap Time	T1	T2	T3	T4	Speed	Lap	Lap Time	T1	T2	T3	T4	Speed	
1st	14	Tony ARBOLINO VNE Snipers ITA						11	1'36.642	21.644	30.532	26.104	18.362	213.4
		Runs=3	Total laps=12	Full laps=7			12	1'38.243	21.556	30.541	26.875	19.271	215.1	
1	2'42.602	24.101	31.797	27.051	18.751	208.4	13	1'37.108	21.632	30.708	26.356	18.412	213.0	
2	1'37.806	21.764	30.932	26.604	18.506	214.2	14	1'37.034	21.711	30.678	26.300	18.345	211.3	
3	1'37.533	21.746	30.838	26.521	18.428	213.4	15	1'45.009 P	22.375	31.498	27.239	23.897	203.7	
4	1'47.131 P	24.28*	31.083	26.569	25.195	196.7	16	10'01.633	30.058	32.406	26.422	18.365	203.7	
5	8'07.094	38.770	35.355	26.843	18.527	197.8	17	1'36.345	21.654	30.502	26.031	18.158	217.3	
6	1'40.656	21.693	30.736	28.442	19.785	211.7	4th	42	Marcos RAMIREZ Leopard Racing SPA					
7	1'36.628	21.657	30.493	26.190	18.288	213.8			Runs=3	Total laps=15	Full laps=8			
8	1'36.948	21.486	30.538	26.360	18.564	214.2	1	2'35.978	28.709	32.691	28.320	18.890	201.8	
9	1'51.068 P	23.036	36.172	27.204	24.656	183.6	2	1'38.781	22.052	31.476	26.525	18.728	211.7	
10	14'25.048 *	26.475	35.831	28.171*	22.600	187.5	3	1'37.925	21.959	31.122	26.327	18.517	215.1	
11	1'43.909	26.576	32.568	26.371	18.394	206.8	4	1'37.816	21.865	31.059	26.333	18.559	213.0	
12	1'35.778	21.357	30.354	25.906	18.161	216.4	5	1'45.738 P	22.83*	32.434	26.695	23.776	192.1	
2nd	17	John MCPHEE Petronas Sprinta Raci GBR						6	6'34.043	38.848	31.718	26.732	18.565	200.0
		Runs=3	Total laps=16	Full laps=11			7	1'40.881 *	21.961	33.758	26.633	18.529*	209.3	
1	2'50.356	24.747	32.336	27.180	18.697	208.4	8	1'37.168	21.852	30.714	26.079	18.523	211.7	
2	1'37.737	21.753	30.834	26.642	18.508	216.8	9	1'40.804 *	24.33*	31.689	26.388	18.389	167.9	
3	1'37.404	21.697	30.916	26.362	18.429	213.4	10	1'37.552	21.722	30.994	26.338	18.498	211.7	
4	1'36.793	21.698	30.628	26.205	18.262	214.2	11	1'37.092	21.663	30.856	26.070	18.503	212.1	
5	1'36.298	21.517	30.467	26.099	18.215	215.1	12	1'37.045	21.712	30.671	26.212	18.450	212.5	
6	1'37.793	21.385	31.064	26.693	18.651	218.1	13	1'43.802 P	22.677	30.940	26.831	23.354	207.2	
7	1'41.454 P	21.505	30.639	26.167	23.143	216.4	14	11'21.170	30.165	32.328	26.699	18.335	197.0	
8	8'12.551	26.581	34.023	27.005	18.401	200.3	15	1'36.353	21.584	30.496	26.086	18.187	213.0	
9	1'42.787	21.616	34.514	27.409	19.248	214.2	5th	23	Niccolò ANTONELL SIC58 Squadra Corse ITA					
10	1'37.001	21.737	30.621	26.386	18.257	211.3			Runs=3	Total laps=17	Full laps=9			
11	1'38.872	21.704	32.444	26.370	18.354	210.9	1	2'39.206	28.252	32.705	26.965	18.715	181.5	
12	1'36.672	21.625	30.570	26.201	18.276	214.2	2	1'38.120	21.948	31.096	26.566	18.510	210.9	
13	1'46.045 P	22.46*	31.665	27.545	24.371	203.3	3	1'37.638	21.895	30.991	26.311	18.441	212.1	
14	8'04.931	24.703	31.191	26.566	18.368	205.3	4	1'37.292 *	21.731	30.821	26.219	18.521*	214.2	
15	1'36.320	21.695	30.365	26.105	18.155	216.8	5	1'37.289	21.750	30.742	26.427	18.370	212.1	
16	1'36.399	21.639	30.389	26.176	18.195	211.7	6	1'37.230	21.825	30.733	26.349	18.323	210.5	
3rd	48	Lorenzo DALLA PO Leopard Racing ITA						7	1'48.067 P	23.379	34.091	26.742	23.855	185.5
		Runs=3	Total laps=17	Full laps=11			8	7'59.747	33.165	36.207	27.063	18.449	177.0	
1	2'36.337	32.944	32.701	27.819	19.099	196.0	9	1'36.716	21.691	30.658	26.144	18.223	213.4	
2	1'38.159	21.751	31.064	26.601	18.743	217.3	10	1'36.414	21.490	30.694	26.054	18.176	215.5	
3	1'37.679	21.765	30.776	26.530	18.608	211.7	11	1'38.689	21.982	31.767	26.547	18.393	213.0	
4	1'41.190 *	23.03*	32.184	27.387	18.582	206.5	12	1'37.102	21.717	30.729	26.347	18.309	211.7	
5	1'38.494	21.742	31.812	26.462	18.478	214.2	13	1'37.239	21.770	30.766	26.409	18.294	210.5	
6	1'37.090	21.722	30.614	26.362	18.392	213.4	14	1'43.925 P	22.803	31.477	26.595	23.050	196.0	
7	1'37.104	21.668	30.661	26.270	18.505	214.2	15	6'27.188	29.586	38.929	26.568	18.290	166.4	
8	1'42.763 P	21.754	30.642	26.471	23.896	210.9	16	1'43.255 *	27.813	30.979	26.255	18.208*	203.3	
9	4'44.995	24.991	31.103	26.539	18.488	208.8	17	1'36.818 *	21.72*	30.734	26.170	18.191*	211.7	
10	1'36.869	21.642	30.577	26.206	18.444	213.8								

Fastest Lap: Tony ARBOLINO VNE Snipers ITA **1'35.778** 21.357 30.354 25.906 18.161

These data/results cannot be reproduced, stored and/or transmitted in whole or in part by any manner of electronic, mechanical, photocopying, recording, broadcasting or otherwise now known or herein after developed without the previous express consent by the copyright owner, except for reproduction in daily press and regular printed publications on sale to the public within 60 days of the event related to those data/results and always provided that copyright symbol appears together as follows below.
© DORNA, 2019

Free Practice Nr. 3

Moto3

Lap	Lap Time	T1	T2	T3	T4	Speed	Lap	Lap Time	T1	T2	T3	T4	Speed	
6th	79	Ai OGURA Honda Team Asia JPN						15	1'38.377	21.715	30.958	27.239	18.465	213.8
		Runs=3	Total laps=16	Full laps=9			16	1'36.579	21.612	30.670	26.020	18.277	215.1	
1	2'41.806	25.938	33.024	27.585	19.189	204.5								
2	1'39.206	22.019	31.778	26.678	18.731	211.3								
3	1'38.064	21.840	31.047	26.563	18.614	213.8								
4	1'39.028	21.848	31.370	26.944	18.866	211.3								
5	1'37.706	21.767	31.078	26.216	18.645	214.2								
6	1'37.451	21.731	30.924	26.383	18.413	214.7								
7	1'37.687	21.809	30.952	26.424	18.502	213.0								
8	1'43.560 P	21.687	30.949	26.343	24.581	215.1								
9	6'35.338	26.913	32.890	26.993	18.626	197.8								
10	1'38.209	21.711	31.115	26.470	18.913	212.5								
11	1'37.309	21.706	30.847	26.275	18.481	212.1								
12	1'40.239 *	21.93*	32.455	27.231	18.618*	214.2								
13	1'46.216 P	21.847	30.977	26.642	26.750	214.2								
14	9'31.444 *	24.893	33.908	27.507	21.678*	209.7								
15	1'40.738 *	21.798	33.389	27.101*	18.450	211.7								
16	1'36.471	21.578	30.671	25.968	18.254	214.2								
7th	13	Celestino VIETTI SKY Racing Team VR ITA												
		Runs=3	Total laps=18	Full laps=13										
1	1'54.740	25.985	34.160	29.518	20.291	182.7								
2	1'38.982	22.012	31.120	27.084	18.766	210.1								
3	1'38.165	21.790	30.895	26.780	18.700	211.3								
4	1'37.993	21.645	31.226	26.500	18.622	213.8								
5	1'46.594 P	23.37*	32.066	27.259	23.895	198.8								
6	8'36.601	25.371	31.326	27.573	18.891	201.1								
7	1'37.697	21.783	30.603	26.704	18.607	210.9								
8	1'37.340	21.708	30.470	26.610	18.552	212.1								
9	1'37.436	21.609	30.651	26.658	18.518	209.7								
10	1'44.916 P	22.29*	32.195	27.121	23.309	204.1								
11	4'45.489	25.724	32.052	28.234	18.729	200.7								
12	1'36.964	21.762	30.417	26.422	18.363	210.1								
13	1'36.943	21.573	30.567	26.392	18.411	210.5								
14	1'36.815	21.601	30.528	26.300	18.386	211.3								
15	1'36.615	21.537	30.544	26.248	18.286	213.4								
16	1'50.506	31.779	33.720	26.592	18.415	141.7								
17	1'36.643	21.627	30.382	26.319	18.315	213.0								
18	1'36.497	21.570	30.396	26.299	18.232	210.9								
10th	76	Makar YURCHENK BOE Skull Rider Mug KAZ												
		Runs=3	Total laps=17	Full laps=6										
1	2'47.596	24.140	31.916	26.735	19.141	206.5								
2	1'38.197	21.752	31.258	26.532	18.655	215.5								
3	1'37.618	21.733	30.977	26.483	18.425	213.4								
4	1'37.285	21.612	30.854	26.302	18.517	215.1								
5	1'38.605 *	21.75*	32.090	26.381	18.384	211.7								
6	1'37.445	21.727	30.860	26.254	18.604	213.0								
7	1'36.968 *	21.637	30.671	26.122	18.538*	214.7								
8	1'44.031 P	21.993	31.091	26.571	24.376	208.4								
9	6'33.703	23.920	31.569	26.426	18.404	208.8								
10	1'42.486 *	21.612	31.745	28.655	20.474*	216.8								
11	1'36.660	21.547	30.646	26.231	18.236	216.0								
12	1'39.294 *	21.561	30.814	27.108	19.811*	217.7								
13	1'37.097	21.601	30.807	26.328	18.361	214.2								
14	1'43.723 P	21.705	31.272	27.162	23.584	211.7								
15	7'43.528	27.680	39.741	27.618	18.556	158.1								
16	1'37.095 *	21.728	30.656	26.328*	18.383	212.1								
17	1'36.873 *	21.65*	30.623	26.238	18.361	210.5								
8th	27	Kaito TOBA Honda Team Asia JPN												
		Runs=3	Total laps=16	Full laps=10										
1	2'38.134	25.560	32.692	27.070	18.842	203.0								
2	1'38.280	21.901	31.422	26.396	18.561	212.5								
3	1'37.446	21.762	30.986	26.337	18.361	212.5								
4	1'37.300	21.684	30.884	26.345	18.387	215.1								
5	1'41.799	21.747	34.554	26.525	18.973	210.9								
6	1'37.047	21.735	30.827	26.174	18.311	213.0								
7	1'37.253	21.674	30.853	26.281	18.445	213.0								
8	1'43.961 P	21.844	30.986	26.942	24.189	210.9								
9	6'20.981	28.843	32.635	26.853	18.692	193.8								
10	1'37.725	21.900	30.853	26.503	18.469	210.9								
11	1'37.441 *	21.839	30.847	26.366	18.389*	210.9								
12	1'38.043	21.898	31.122	26.588	18.435	214.7								
13	1'45.145 P	21.833	31.086	27.159	25.067	209.7								
14	9'54.661	24.546	34.776	27.983	23.918	197.8								
11th	71	Ayumu SASAKI Petronas Sprinta Raci JPN												
		Runs=4	Total laps=15	Full laps=7										
1	1'44.463	21.915	32.570	26.910	19.023	201.8								
2	1'38.650	22.066	31.237	26.599	18.748	210.5								
3	1'38.079	21.932	30.995	26.467	18.685	210.5								
4	1'37.724	21.880	30.886	26.337	18.621	210.1								
5	1'37.617 *	21.860	30.751	26.397	18.609*	210.1								
6	1'37.608 *	21.843	30.821	26.366	18.578*	209.7								
7	1'37.305	21.799	30.704	26.256	18.546	210.1								
8	1'44.259 P	22.108	31.134	26.808	24.209	207.2								
9	7'18.308 *	23.992	31.270	26.406*	18.483*	208.8								
10	1'36.772	21.747	30.648	26.095	18.282	213.4								
11	1'36.779	21.596	30.722	26.023	18.438	215.1								

Fastest Lap: Tony ARBOLINO VNE Snipers ITA **1'35.778** 21.357 30.354 25.906 18.161

These data/results cannot be reproduced, stored and/or transmitted in whole or in part by any manner of electronic, mechanical, photocopying, recording, broadcasting or otherwise now known or herein after developed without the previous express consent by the copyright owner, except for reproduction in daily press and regular printed publications on sale to the public within 60 days of the event related to those data/results and always provided that copyright symbol appears together as follows below.
 © DORNA, 2019



Free Practice Nr. 3

Moto3

Lap	Lap Time	T1	T2	T3	T4	Speed	Lap	Lap Time	T1	T2	T3	T4	Speed			
12	1'44.724	P	22.006	31.420	26.734	24.564	210.9	15th 21 Alonso LOPEZ Estrella Galicia 0,0 SPA Runs=3 Total laps=17 Full laps=7	1	2'50.587	24.594	32.455	26.860	18.801	208.0	
13	1'18.525	P	28.228	34.321	27.688	22.525	188.1		2	1'37.896	21.670	31.209	26.529	18.488	217.3	
14	2'03.029		25.890	30.987	26.169	18.365	200.0		3	1'37.247	*	21.688	30.889	26.374	18.296*	214.2
15	1'36.689		21.647	30.760	25.954	18.328	213.4		4	1'37.129		21.707	30.788	26.295	18.339	215.5
12th 25 Raul FERNANDEZ Sama Qatar Angel Ni SPA Runs=3 Total laps=14 Full laps=7							5		1'38.277		21.685	31.564	26.532	18.496	213.4	
1	3'08.431		24.716	32.526	27.521	19.376	202.6		6	1'37.751		21.694	30.864	26.348	18.845	214.7
2	1'39.628		22.222	31.422	26.843	19.141	206.1		7	1'45.638	P	21.799	31.815	27.082	24.942	216.4
3	1'38.836		22.197	31.071	26.795	18.773	206.8		8	6'24.498	*	26.897	33.542	29.000	20.133*	170.6
4	1'38.171		21.982	30.934	26.655	18.600	206.8		9	1'38.306	*	22.08*	31.020	26.922	18.283*	210.1
5	1'38.076	*	21.998	30.883	26.652	18.543*	206.8		10	1'39.101	*	21.507	31.095	26.997	19.502*	216.4
6	1'47.951	P	22.55*	32.180	27.999	25.219	204.5		11	1'40.289		23.525	31.476	26.711	18.577	205.7
7	1'102.564		22.789	31.990	27.347	19.312	206.8		12	1'37.768	*	21.68*	30.832	26.123	19.128*	214.7
8	1'36.822		21.710	30.600	26.241	18.271	211.7		13	1'47.454	P	22.68*	34.940	26.809	23.024	207.6
9	1'38.973	*	21.629	31.852	27.117	18.375*	212.5		14	7'31.828		25.405	34.701	27.388	18.473	202.6
10	1'37.911		21.679	31.568	26.221	18.443	211.7		15	1'37.584		21.834	30.790	26.492	18.468	209.7
11	1'44.690	P	21.69*	31.962	26.906	24.131	210.1		16	1'49.324	*	22.88*	40.727	27.461	18.255	195.6
12	7'49.430		33.209	36.543	28.095	21.047	181.8		17	1'37.030		21.700	30.617	26.457	18.256	212.1
13	1'41.077		21.912	33.146	27.584	18.435	211.7	16th 16 Andrea MIGNO Bester Capital Dubai ITA Runs=3 Total laps=17 Full laps=10								
14	1'37.048		21.693	30.559	26.393	18.403	210.9	1	2'47.160		24.384	32.376	27.071	18.826	203.7	
13th 7 Dennis FOGGIA SKY Racing Team VR ITA Runs=3 Total laps=14 Full laps=8							2	1'38.883		22.018	31.329	26.796	18.740	210.5		
1	2'36.953		32.771	32.497	26.843	19.023	193.8	3	1'37.885		21.843	30.991	26.607	18.444	211.3	
2	1'37.988		21.677	31.220	26.428	18.663	216.0	4	1'37.463		21.748	30.890	26.460	18.365	211.7	
3	1'37.477	*	21.805	30.897	26.286	18.489*	218.6	5	1'37.449		21.782	30.843	26.484	18.340	210.9	
4	1'40.309		21.833	31.807	26.888	19.781	211.7	6	1'38.389	*	21.81*	31.557	26.520	18.495	209.7	
5	1'37.152		21.626	30.822	26.298	18.406	214.7	7	1'37.157		21.780	30.650	26.395	18.332	210.9	
6	1'37.098		21.640	31.000	26.207	18.251	215.5	8	1'44.216	P	21.811	30.981	26.904	24.520	208.8	
7	1'43.732	P	22.375	31.694	26.427	23.236	206.5	9	6'33.217		25.418	33.165	27.242	19.766	190.4	
8	6'39.720		22.337	31.821	26.374	18.446	208.8	10	1'42.450		21.624	31.840	27.809	21.177	213.0	
9	1'37.309		21.656	30.979	26.292	18.382	216.4	11	1'37.031		21.656	30.725	26.449	18.201	212.5	
10	1'38.025		21.599	30.787	26.332	19.307	215.1	12	1'37.088		21.643	30.568	26.524	18.353	210.5	
11	1'42.632	P	21.654	30.993	26.334	23.651	215.1	13	1'37.750		21.832	31.330	26.357	18.231	208.0	
12	12'55.704		21.540	32.990	26.960	22.422	208.8	14	1'46.703	P	22.136	31.930	28.328	24.309	200.0	
13	1'38.959		21.670	32.411	26.401	18.477	217.3	15	7'52.445		24.324	34.429	27.174	23.162	207.2	
14	1'37.020		21.560	30.944	26.210	18.306	219.0	16	1'41.539		21.769	34.840	26.600	18.330	212.1	
14th 5 Jaume MASIA Bester Capital Dubai SPA Runs=3 Total laps=13 Full laps=5							17	1'37.903	*	21.520	31.503	26.390	18.490*	215.1		
1	2'46.290		24.909	32.233	27.121	18.697	204.1	17th 40 Darryn BINDER CIP Green Power RSA Runs=3 Total laps=15 Full laps=7								
2	1'38.676		22.202	31.224	26.580	18.670	207.2	1	2'52.668		24.586	32.023	27.070	19.051	201.4	
3	1'37.971		21.964	31.100	26.511	18.396	208.4	2	1'39.096		22.023	31.459	26.746	18.868	208.8	
4	1'37.634		21.973	30.789	26.392	18.480	208.4	3	1'37.874		21.886	31.032	26.445	18.511	212.1	
5	1'37.468	*	21.78*	30.870	26.390	18.423	209.3	4	1'38.815	*	22.090	31.454	26.713*	18.558	209.7	
6	1'37.025		21.702	30.603	26.330	18.390	212.5	5	1'37.927		21.879	31.008	26.523	18.517	209.3	
7	1'43.155	P	21.803	30.796	26.758	23.798	209.7	6	1'37.547	*	21.869	30.748	26.350	18.580*	209.3	
8	8'12.998		24.419	31.095	26.590	18.338	208.8	7	1'38.116	*	22.06*	30.886	26.370	18.799	208.0	
9	2'07.167	*	21.706			18.763*	213.4	8	1'45.133	P	22.85*	31.168	26.710	24.399	205.7	
10	1'43.504	P	21.921	31.065	26.766	23.752	207.2	9	6'23.849		24.192	31.258	26.543	18.591	204.9	
11	12'21.988		24.524	34.121	27.542	22.582	203.3	10	1'37.612		21.863	30.925	26.336	18.488	212.1	
12	1'43.121		21.692	36.571	26.411	18.447	214.7	11	1'37.646		21.801	31.130	26.385	18.330	212.1	
13	1'36.069	*	21.412	30.501	26.060	18.096*	218.1	12	1'42.943	P	21.696	30.962	26.450	23.835	213.0	
								13	11'13.889	*	32.341	35.678	28.288	23.492*	177.9	
								14	1'39.785		22.399	32.233	26.734	18.419	204.5	

Fastest Lap: Tony ARBOLINO VNE Snipers ITA 1'35.778 21.357 30.354 25.906 18.161

These data/results cannot be reproduced, stored and/or transmitted in whole or in part by any manner of electronic, mechanical, photocopying, recording, broadcasting or otherwise now known or herein after developed without the previous express consent by the copyright owner, except for reproduction in daily press and regular printed publications on sale to the public within 60 days of the event related to those data/results and always provided that copyright symbol appears together as follows below.
© DORNA, 2019

Official MotoGP Timing by TISSOT
www.motogp.com

Spielberg, Saturday, August 10, 2019

Page 3 of 6



Free Practice Nr. 3

Moto3

Lap	Lap Time	T1	T2	T3	T4	Speed	Lap	Lap Time	T1	T2	T3	T4	Speed	
15	1'37.099	21.670	30.756	26.252	18.421	213.8	21st	84	Jakub KORNFEIL	Redox PruestelGP	CZE	Runs=3	Total laps=15	Full laps=7
18th	24	Tatsuki SUZUKI	SIC58 Squadra Corse	JPN	Runs=2	Total laps=16	Full laps=9	1	2'46.941	24.447	32.863	27.059	18.727	206.1
1	2'35.180	26.150	32.879	27.379	18.809	196.3	2	1'38.335	22.113	31.221	26.455	18.546	209.7	
2	1'39.545	22.238	31.512	26.831	18.964	208.4	3	1'37.894	21.904	31.246	26.392	18.352	210.9	
3	1'45.534 *	26.908	33.354	26.766	18.506*	203.3	4	1'37.591	21.846	31.118	26.259	18.368	213.8	
4	1'37.757	21.734	30.922	26.451	18.650	213.8	5	1'37.389	21.737	31.069	26.205	18.378	216.0	
5	1'37.536	21.810	30.888	26.377	18.461	211.7	6	1'42.607 P	21.710	31.170	26.446	23.281	213.8	
6	1'37.637	21.837	30.873	26.499	18.428	210.5	7	8'08.558	23.967	31.482	26.601	19.571	204.1	
7	1'37.540	21.811	30.857	26.399	18.473	210.9	8	1'37.626	21.956	30.977	26.286	18.407	210.5	
8	1'37.416	21.725	30.805	26.385	18.501	211.7	9	1'40.674 *	21.781	31.079	26.054	21.760*	212.5	
9	1'37.880	21.965	30.874	26.551	18.490	208.0	10	1'38.387 *	22.32*	31.139	26.309	18.616	207.2	
10	1'47.540	21.965	36.466	29.998	19.111	208.0	11	1'37.044 *	21.78*	31.006	25.966	18.289	211.3	
11	1'37.174	21.715	30.848	26.361	18.250	212.5	12	1'41.739 P	21.747	30.984	26.258	22.750	210.9	
12	1'37.148 *	21.72*	30.921	26.284	18.219	215.1	13	9'36.357 *	26.167	36.796	39.514	22.184*	189.1	
13	1'48.988 P	21.600	30.990	27.617	28.781	217.3	14	1'37.916	22.175	31.048	26.279	18.414	207.2	
14	14'17.671	25.838	40.954	30.877	20.220	201.1	15	1'37.203	21.813	30.862	25.982	18.546	208.4	
15	1'37.873 *	21.672	31.435	26.443*	18.323*	213.4	22nd	12	Filip SALAC	Redox PruestelGP	CZE	Runs=3	Total laps=15	Full laps=7
16	1'36.777 *	21.53*	30.519	26.351	18.371	215.1	1	2'43.670	24.281	31.796	26.738	18.752	204.5	
19th	55	Romano FENATI	VNE Snipers	ITA	Runs=4	Total laps=16	Full laps=7	2	1'38.533	21.980	31.560	26.428	18.565	210.1
1	2'22.611	26.778	33.101	27.446	19.601	188.8	3	1'37.713	21.768	31.070	26.359	18.516	211.3	
2	1'38.867	22.156	31.293	26.766	18.652	206.8	4	1'38.435	21.804	30.661	27.109	18.861	210.9	
3	1'38.308	22.090	31.012	26.649	18.557	207.6	5	1'37.411	21.564	31.100	26.245	18.502	215.5	
4	1'37.873	21.887	30.836	26.581	18.569	208.0	6	1'47.606 P	23.05*	33.765	26.871*	23.917	203.7	
5	1'49.284 P	22.523	32.790	27.309	26.662	190.4	7	8'06.420	23.772	32.122	26.737	18.764	203.3	
6	5'14.774	25.941	31.861	26.566	18.586	186.8	8	1'37.218	21.732	30.900	26.219	18.367	212.5	
7	1'37.699	21.991	30.779	26.441	18.488	209.3	9	1'38.920 *	21.696	30.975	27.361*	18.888	210.5	
8	1'41.994	24.620	31.599	26.373	19.402	197.0	10	1'38.571	21.808	31.288	26.508	18.967	216.0	
9	1'37.852	21.815	30.992	26.560	18.485	211.3	11	1'37.234	21.623	30.860	26.223	18.528	213.4	
10	1'48.152 P	22.816	31.505	27.372	26.459	196.7	12	1'43.348 P	22.26*	31.340	26.590	23.150	203.3	
11	4'54.687 *	25.719	31.307	26.690	18.438*	200.0	13	9'37.639 *	26.174	35.821	28.191	22.690*	187.5	
12	1'37.749 *	21.916	30.932	26.496	18.405*	207.6	14	1'43.965 *	24.420	33.016	27.118	19.411*	200.7	
13	1'45.776 P	22.366	32.076	27.126	24.208	199.2	15	1'37.947 *	21.631	31.694	26.248	18.374*	213.8	
14	7'38.902	25.642	31.607	26.911	21.924	204.5	23rd	53	Deniz ONCU	Red Bull KTM Ajo	TUR	Runs=3	Total laps=17	Full laps=12
15	1'37.178	21.713	30.746	26.385	18.334	211.7	1	2'35.542	32.472	32.305	26.966	18.936	195.6	
16	1'43.557 *	21.851	30.701	31.935*	19.070	208.4	2	1'39.152	21.911	31.787	26.644	18.810	210.1	
20th	22	Kazuki MASAKI	BOE Skull Rider Mug	JPN	Runs=4	Total laps=14	Full laps=6	3	1'37.563	21.818	30.859	26.390	18.496	213.0
1	2'50.070	24.278	33.101	27.301	19.272	208.8	4	1'37.787	21.851	30.904	26.503	18.529	208.8	
2	1'38.624	22.012	31.316	26.712	18.584	213.4	5	1'37.772	21.864	30.896	26.470	18.542	209.3	
3	1'37.478 *	21.657	31.071	26.430	18.320*	215.1	6	1'44.627 P	22.245	31.173	26.865	24.344	204.1	
4	1'37.252	21.631	31.002	26.279	18.340	215.5	7	6'34.792	25.294	32.166	27.378	18.888	204.5	
5	1'37.259	21.517	30.969	26.394	18.379	214.2	8	1'37.860	21.843	30.897	26.519	18.601	208.8	
6	1'38.776	21.747	32.053	26.392	18.584	212.1	9	1'37.611	21.792	30.892	26.458	18.469	209.3	
7	1'44.424 P	21.572	30.934	26.548	25.370	214.7	10	1'42.457	21.776	32.569	28.651	19.461	209.7	
8	9'44.418	29.639	34.060	27.075	19.347	164.3	11	1'38.102	21.870	30.961	26.593	18.678	208.4	
9	1'37.184	21.607	30.996	26.244	18.337	214.7	12	1'47.790 P	25.172	31.533	26.938	24.147	204.9	
10	1'37.512	21.733	31.022	26.368	18.389	212.1	13	9'13.558	28.353	32.820	26.493	18.335	147.7	
11	1'46.601 P	22.03*	31.867	26.751	25.950	208.0	14	1'37.260	21.610	30.748	26.405	18.497	216.0	
12	10'11.185 P	24.730	31.975	27.729	24.601	190.8	15	1'37.763	21.946	30.954	26.389	18.474	207.6	
13	2'03.574	25.188	31.522	26.700	18.580	203.3	16	1'37.772	21.908	30.958	26.470	18.436	211.3	
14	1'38.172 *	21.967	31.047	26.620	18.538*	208.8	17	1'38.203	22.050	31.257	26.451	18.445	208.0	

Fastest Lap: Tony ARBOLINO VNE Snipers ITA 1'35.778 21.357 30.354 25.906 18.161

These data/results cannot be reproduced, stored and/or transmitted in whole or in part by any manner of electronic, mechanical, photocopying, recording, broadcasting or otherwise now known or herein after developed without the previous express consent by the copyright owner, except for reproduction in daily press and regular printed publications on sale to the public within 60 days of the event related to those data/results and always provided that copyright symbol appears together as follows below.
© DORNA, 2019

Official MotoGP Timing by TISSOT
www.motogp.com

Spielberg, Saturday, August 10, 2019

Page 4 of 6



Free Practice Nr. 3

Moto3

Lap	Lap Time	T1	T2	T3	T4	Speed	Lap	Lap Time	T1	T2	T3	T4	Speed					
24th	75	Albert ARENAS						14	1'37.433	21.852	30.808	26.335	18.438	208.8				
		Runs=3	Total laps=18	Full laps=12			15	1'37.920	21.844	31.146	26.387	18.543	209.3					
		Sama Qatar Angel Ni SPA						16	1'37.992	21.865	30.954	26.558	18.615	205.7				
1	1'51.879	22.756	33.408	28.605	19.549	200.3	27th							11	Sergio GARCIA			
2	1'40.343	22.319	32.022	27.146	18.856	206.8								Runs=3	Total laps=17	Full laps=10		
3	1'39.174	22.060	31.301	26.989	18.824	207.2	1	2'53.369	24.720	31.925	27.120	18.848	205.7	Estrella Galicia 0,0 SPA				
4	1'38.543	21.991	31.140	26.652	18.760	207.2	2	1'38.236	21.890	31.056	26.553	18.737	212.1					
5	1'38.576	22.014	31.162	26.722	18.678	206.5	3	1'37.970	21.870	31.001	26.550	18.549	210.1					
6	1'38.221	22.038	30.939	26.671	18.573	206.8	4	1'37.770	21.882	30.751	26.544	18.593	210.9					
7	1'38.245	21.974	31.050	26.637	18.584	206.1	5	1'37.741	21.827	30.770	26.607	18.537	210.1					
8	1'49.074 P	23.198	33.476	28.238	24.162	181.2	6	1'37.937	21.893	30.949	26.513	18.582	209.7					
9	6'09.102	36.236	33.977	27.351	18.890	179.4	7	1'43.994 P	22.035	30.976	26.660	24.323	208.8					
10	1'38.706	22.185	31.183	26.718	18.620	204.9	8	6'04.564	30.207	33.142	26.774	18.588	188.8					
11	1'38.335	22.119	31.056	26.649	18.511	206.1	9	1'37.658	21.940	30.721	26.493	18.504	209.3					
12	1'38.109	21.948	31.022	26.512	18.627	208.4	10	1'37.802	21.923	30.845	26.567	18.467	209.3					
13	1'43.611 P	21.903	30.983	27.174	23.551	206.5	11	1'37.668	21.889	30.681	26.539	18.559	208.4					
14	3'59.447	21.482	31.865	27.889	19.582	204.5	12	1'43.329	21.949	34.373	28.446	18.561	207.2					
15	1'37.606	21.946	30.867	26.362	18.431	206.8	13	1'43.207 P	21.878	30.797	26.785	23.747	210.9					
16	1'37.304	21.808	30.737	26.437	18.322	207.6	14	7'52.752	26.801	33.583	27.335	18.897	200.3					
17	1'37.518	21.784	30.916	26.403	18.415	207.2	15	1'48.119 *	21.834	41.326	26.573	18.386*	210.5					
18	4'45.450 P	3'11.999	37.714	30.454	25.283	140.2	16	1'41.522	22.114	34.204	26.675	18.529	205.7					
25th							54	Riccardo ROSSI					Kömmerling Gresini M ITA					
		Runs=3	Total laps=17	Full laps=7			17	1'36.870 *	21.698	30.597	26.168	18.407*	212.5					
1	2'23.382	27.278	33.175	27.274	19.488	178.2	28th							73	Maximilian KOFLER			
2	1'38.670	21.898	31.387	26.691	18.694	212.5								Runs=5	Total laps=16	Full laps=7		
3	1'38.578	22.076	31.097	26.720	18.685	213.4	1	2'02.441	24.449	34.231	27.134	18.974	203.7	Sama Qatar Angel Ni AUT				
4	1'53.737 *	21.766	31.115	33.238	27.618*	212.5	2	1'39.314	22.172	31.341	26.955	18.846	210.5					
5	1'42.010 *	21.822	32.218	27.959	20.011*	212.1	3	1'38.779	22.087	31.069	26.806	18.817	211.3					
6	1'42.384 *	23.07*	33.514	26.883	18.914*	209.7	4	1'52.118 P	26.848	33.018	27.924	24.328	201.4					
7	1'39.479 *	21.840	31.707	26.896	19.036*	212.1	5	2'03.625	23.857	31.652	26.769	19.898	209.3					
8	1'43.055 P	22.002	31.087	26.795	23.171	210.5	6	1'39.651 *	22.86*	31.472	26.696	18.616*	212.1					
9	5'23.247 *	37.535	34.704	27.403	18.798*	177.0	7	1'37.964	21.811	30.936	26.454	18.763	213.0					
10	1'38.462	21.969	31.022	26.850	18.621	210.9	8	1'37.691	21.765	30.762	26.495	18.669	210.9					
11	1'38.088	21.875	31.008	26.665	18.540	211.7	9	1'45.183 P	22.464	31.538	27.119	24.062	204.9					
12	1'37.711	21.728	30.854	26.571	18.558	213.0	10	6'28.800 *	26.828	32.231	27.275	19.843*	190.8					
13	1'44.778 P	21.693	31.035	27.502	24.548	213.4	11	1'38.530	22.086	30.994	26.542	18.908	215.5					
14	8'40.814	24.764	31.935	27.170	18.577	206.1	12	1'37.830	21.688	31.016	26.682	18.444	217.3					
15	1'37.352	21.629	30.746	26.567	18.410	215.5	13	1'43.421 P	22.074	31.169	26.696	23.482	208.8					
16	1'49.503 *	23.11*	36.282	31.063	19.039	205.3	14	9'00.786 P	32.296	33.550	27.490	22.601	193.5					
17	1'38.203	21.736	31.290	26.741	18.436	213.0	15	2'06.875 *	25.275	32.669	26.802	18.487*	204.9					
26th							61	Can ONCU					Red Bull KTM Ajo TUR					
		Runs=3	Total laps=16	Full laps=9			16	1'37.732	21.725	30.810	26.563	18.634	212.5					
1	2'36.521	31.302	32.593	27.291	19.225	192.8	29th							82	Stefano NEPA			
2	1'38.671	21.983	31.583	26.522	18.583	210.1								Runs=5	Total laps=16	Full laps=8		
3	1'38.467	21.933	31.320	26.553	18.661	210.5	1	2'37.215	30.628	33.339	27.287	18.940	196.0	Reale Avintia Arizona ITA				
4	1'40.695 *	21.958	31.143	26.403	21.191*	210.9	2	1'39.153	21.936	31.668	26.781	18.768	210.5					
5	1'42.267	22.419	32.661	27.231	19.956	209.3	3	1'38.529	21.953	31.255	26.696	18.625	213.8					
6	1'39.527	22.520	31.683	26.563	18.761	206.5	4	1'38.436	21.831	31.248	26.644	18.713	215.1					
7	1'43.191 P	21.808	30.974	26.350	24.059	212.5	5	1'38.700 *	21.861	31.484	26.719	18.636*	214.7					
8	6'26.235	26.627	34.104	26.492	18.627	170.6	6	1'37.937	21.823	30.992	26.573	18.549	211.7					
9	1'42.059 *	22.031	33.186	28.434*	18.408*	210.1	7	1'38.068	21.863	31.037	26.549	18.619	214.2					
10	1'37.926	21.822	30.857	26.280	18.967	214.7	8	1'47.077 P	23.54*	33.087	26.882	23.566	204.9					
11	1'38.226	22.067	31.127	26.474	18.558	212.1	9	5'58.101 P	26.742	33.123	27.751	24.868	189.8					
12	1'44.624 P	21.931	31.128	26.520	25.045	212.5	10	2'11.916	27.803	33.235	29.482	19.707	197.0					
13	10'53.823	36.066	33.685	43.213	18.684	171.4	11	1'38.433	21.980	31.124	26.756	18.573	212.1					

Fastest Lap: Tony ARBOLINO VNE Snipers ITA **1'35.778** 21.357 30.354 25.906 18.161

These data/results cannot be reproduced, stored and/or transmitted in whole or in part by any manner of electronic, mechanical, photocopying, recording, broadcasting or otherwise now known or herein after developed without the previous express consent by the copyright owner, except for reproduction in daily press and regular printed publications on sale to the public within 60 days of the event related to those data/results and always provided that copyright symbol appears together as follows below.
© DORNA, 2019

Free Practice Nr. 3

Moto3

Lap	Lap Time	T1	T2	T3	T4	Speed	Lap	Lap Time	T1	T2	T3	T4	Speed
12	1'38.920	21.946	31.797	26.618	18.559	207.2							
13	1'43.156 P	21.906	31.235	26.769	23.246	210.1							
14	9'25.951 P	27.303	38.347	27.407	23.129	191.4							
15	2'03.450	25.346	31.473	26.708	18.446	204.5							
16	1'37.790	21.750	30.895	26.656	18.489	210.5							

30th **52** Jeremy ALCOBA Kömmerling Gresini M SPA

Runs=2 Total laps=17 Full laps=7

1	2'22.564	30.256	32.767	27.242	19.426	186.2							
2	1'39.446	22.273	31.515	26.790	18.868	210.5							
3	1'38.816 *	22.115	31.373	26.667	18.661*	208.4							
4	1'38.783	21.954	31.105	26.780	18.944	210.5							
5	1'43.459 *	23.05*	34.142	27.145*	19.119*	173.9							
6	1'39.539 *	22.290	31.374	26.939	18.936*	204.9							
7	1'46.496	22.674	38.327	26.655	18.840	166.9							
8	1'39.090 *	22.117	31.081	26.696	19.196*	207.2							
9	1'38.186 *	22.002	30.975	26.569	18.640*	210.1							
10	1'40.865	22.002	32.912	27.067	18.884	208.8							
11	1'38.130	22.007	30.992	26.570	18.561	210.5							
12	1'38.182 *	21.823	31.003	26.645	18.711*	210.1							
13	1'46.302 P	21.94*	32.292	27.370	24.691	207.6							
14	12'35.466	32.900	34.319	26.734	18.581	160.0							
15	1'47.382	21.890	35.604	27.804	22.084	211.7							
16	1'39.416	21.967	32.366	26.517	18.566	206.8							
17	1'37.647 *	21.79!*	31.001	26.324	18.523	209.7							

31st **69** Tom BOOTH-AMOS CIP Green Power GBR

Runs=4 Total laps=12 Full laps=6

1	2'51.006	24.354	32.755	27.602	19.306	202.6							
2	1'41.079	22.287	32.190	27.353	19.249	208.4							
3	1'39.985	22.114	31.676	27.133	19.062	210.1							
4	1'44.386 P	22.24*	31.360	27.212	23.572	207.2							
5	6'24.448	24.653	32.245	27.785	19.384	201.1							
6	1'40.014	22.477	31.506	27.091	18.940	204.5							
7	1'39.843	22.253	31.422	27.223	18.945	205.3							
8	1'39.537	22.247	31.545	27.067	18.678	206.1							
9	1'46.648 P	22.618	31.656	28.018	24.356	206.5							
10	15'44.719 P	26.697	35.031	27.288	23.075	177.3							
11	2'03.752 *	25.087	31.615	26.865	18.580*	201.4							
12	1'38.646	21.955	30.981	26.905	18.805	209.7							

Fastest Lap: Tony ARBOLINO VNE Snipers ITA **1'35.778** 21.357 30.354 25.906 18.161

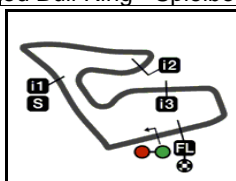
These data/results cannot be reproduced, stored and/or transmitted in whole or in part by any manner of electronic, mechanical, photocopying, recording, broadcasting or otherwise now known or herein after developed without the previous express consent by the copyright owner, except for reproduction in daily press and regular printed publications on sale to the public within 60 days of the event related to those data/results and always provided that copyright symbol appears together as follows below.
© DORNA, 2019

Official MotoGP Timing by TISSOT
www.motogp.com

Spielberg, Saturday, August 10, 2019

Page 6 of 6





4318 m.

myWorld MOTORRAD GRAND PRIX VON ÖSTERREICH

Free Practice Nr. 3

Best Partial Times

Moto3™

IT Ideal Lap Time, sum of the best partial times*BT* Best Lap Time

<i>T1</i>		<i>T2</i>		<i>T3</i>		<i>T4</i>				<i>IT</i>	<i>BT</i>	
Pos	Rider	Time	Rider	Time	Rider	Time	Rider	Time	Pos	Rider		
1	T.ARBOLINO	21.357	T.ARBOLINO	30.354	T.ARBOLINO	25.906	J.MCPHEE	18.155	1	T.ARBOLINO	1'35.778	1'35.778 (1)
2	J.MCPHEE	21.385	J.MCPHEE	30.365	A.SASAKI	25.954	L.DALLA PORTA	18.158	2	J.MCPHEE	1'36.004	1'36.298 (2)
3	J.MASIA	21.412	C.VIETTI	30.382	J.KORNFEIL	25.966	T.ARBOLINO	18.161	3	L.DALLA POR	1'36.247	1'36.345 (3)
4	N.ANTONELLI	21.490	M.RAMIREZ	30.496	A.OGURA	25.968	N.ANTONELLI	18.176	4	J.MASIA	1'36.311	1'37.025 (14)
5	A.LOPEZ	21.507	J.MASIA	30.501	K.TOBA	26.020	A.CANET	18.180	5	M.RAMIREZ	1'36.337	1'36.353 (4)
6	K.MASAKI	21.517	L.DALLA PORTA	30.502	L.DALLA PORTA	26.031	M.RAMIREZ	18.187	6	N.ANTONELLI	1'36.378	1'36.414 (5)
7	A.MIGNO	21.520	T.SUZUKI	30.519	N.ANTONELLI	26.054	A.MIGNO	18.201	7	C.VIETTI	1'36.399	1'36.497 (7)
8	C.VIETTI	21.537	R.FERNANDEZ	30.559	J.MASIA	26.060	T.SUZUKI	18.219	8	A.OGURA	1'36.471	1'36.471 (6)
9	M.YURCHENKO	21.547	A.MIGNO	30.568	M.RAMIREZ	26.070	C.VIETTI	18.232	9	A.SASAKI	1'36.480	1'36.689 (11)
10	L.DALLA PORTA	21.556	A.CANET	30.594	J.MCPHEE	26.099	M.YURCHENKO	18.236	10	A.LOPEZ	1'36.502	1'37.030 (15)
11	D.FOGGIA	21.560	S.GARCIA	30.597	M.YURCHENKO	26.122	D.FOGGIA	18.251	11	M.YURCHENK	1'36.528	1'36.660 (10)
12	F.SALAC	21.564	A.LOPEZ	30.617	A.LOPEZ	26.123	A.OGURA	18.254	12	A.CANET	1'36.545	1'36.655 (9)
13	A.OGURA	21.578	M.YURCHENKO	30.623	A.CANET	26.166	A.LOPEZ	18.255	13	K.TOBA	1'36.579	1'36.579 (8)
14	M.RAMIREZ	21.584	A.SASAKI	30.648	S.GARCIA	26.168	R.FERNANDEZ	18.271	14	T.SUZUKI	1'36.622	1'37.174 (18)
15	A.SASAKI	21.596	N.ANTONELLI	30.658	D.FOGGIA	26.207	K.TOBA	18.277	15	A.MIGNO	1'36.646	1'37.031 (16)
16	T.SUZUKI	21.600	F.SALAC	30.661	F.SALAC	26.219	A.SASAKI	18.282	16	R.FERNANDEZ	1'36.680	1'36.822 (12)
17	A.CANET	21.605	K.TOBA	30.670	R.FERNANDEZ	26.221	J.KORNFEIL	18.289	17	D.FOGGIA	1'36.805	1'37.020 (13)
18	D.ONCU	21.610	A.OGURA	30.671	K.MASAKI	26.244	A.ARENAS	18.322	18	F.SALAC	1'36.811	1'37.218 (22)
19	K.TOBA	21.612	R.FENATI	30.701	C.VIETTI	26.248	D.BINDER	18.330	19	J.KORNFEIL	1'36.827	1'37.203 (21)
20	R.FERNANDEZ	21.629	A.ARENAS	30.737	D.BINDER	26.252	R.FENATI	18.334	20	S.GARCIA	1'36.930	1'37.658 (27)
21	R.ROSSI	21.629	R.ROSSI	30.746	C.ONCU	26.280	D.ONCU	18.335	21	D.BINDER	1'37.000	1'37.099 (17)
22	D.BINDER	21.670	D.BINDER	30.748	T.SUZUKI	26.284	K.MASAKI	18.337	22	K.MASAKI	1'37.032	1'37.184 (20)
23	M.KOFLER	21.688	D.ONCU	30.748	J.ALCOBA	26.324	J.MASIA	18.338	23	D.ONCU	1'37.082	1'37.260 (23)
24	S.GARCIA	21.698	M.KOFLER	30.762	A.MIGNO	26.357	F.SALAC	18.367	24	R.FENATI	1'37.121	1'37.178 (19)

These data/results cannot be reproduced, stored and/or transmitted in whole or in part by any manner of electronic, mechanical, photocopying, recording, broadcasting or otherwise now known or herein after developed without the previous express consent by the copyright owner, except for reproduction in daily press and regular printed publications on sale to the public within 60 days of the event related to those data/results and always provided that copyright symbol appears together as follows below.

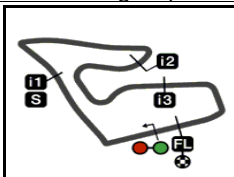
© DORNA, 2019

Official MotoGP Timing by TISSOT

www.motogp.com

motoE





4318 m.

myWorld MOTORRAD GRAND PRIX VON ÖSTERREICH

Free Practice Nr. 3

Best Partial Times

Moto3™

IT Ideal Lap Time, sum of the best partial times*BT* Best Lap Time

T1		T2		T3		T4				<i>IT</i>	<i>BT</i>	
<i>Pos</i>	<i>Rider</i>	<i>Time</i>	<i>Rider</i>	<i>Time</i>	<i>Rider</i>	<i>Time</i>	<i>Rider</i>	<i>Time</i>	<i>Pos</i>	<i>Rider</i>		
25	J.KORNFEIL	21.710	D.FOGGIA	30.787	A.ARENAS	26.362	R.ROSSI	18.410	25	A.ARENAS	1'37.205	1'37.304 (24)
26	R.FENATI	21.713	C.ONCU	30.808	R.FENATI	26.373	C.ONCU	18.438	26	C.ONCU	1'37.334	1'37.433 (26)
27	S.NEPA	21.750	J.KORNFEIL	30.862	D.ONCU	26.389	M.KOFLER	18.444	27	M.KOFLER	1'37.348	1'37.691 (28)
28	A.ARENAS	21.784	S.NEPA	30.895	M.KOFLER	26.454	S.NEPA	18.446	28	R.ROSSI	1'37.352	1'37.352 (25)
29	C.ONCU	21.808	K.MASAKI	30.934	S.NEPA	26.549	S.GARCIA	18.467	29	S.NEPA	1'37.640	1'37.790 (29)
30	J.ALCOBA	21.823	J.ALCOBA	30.975	R.ROSSI	26.567	J.ALCOBA	18.523	30	J.ALCOBA	1'37.645	1'38.130 (30)
31	T.BOOTH-AMOS	21.955	T.BOOTH-AMOS	30.981	T.BOOTH-AMOS	26.865	T.BOOTH-AMOS	18.678	31	T.BOOTH-AMO	1'38.479	1'38.646 (31)

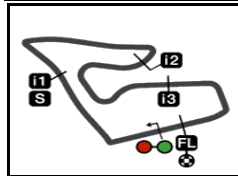
These data/results cannot be reproduced, stored and/or transmitted in whole or in part by any manner of electronic, mechanical, photocopying, recording, broadcasting or otherwise now known or herein after developed without the previous express consent by the copyright owner, except for reproduction in daily press and regular printed publications on sale to the public within 60 days of the event related to those data/results and always provided that copyright symbol appears together as follows below.

© DORNA, 2019

Official MotoGP Timing by TISSOT

www.motogp.com






4318 m.

myWorld MOTORRAD GRAND PRIX VON ÖSTERREICH

Free Practice Nr. 3

Fastest Laps Sequence

<i>Practice Time</i>	 <i>Rider</i>	<i>Nation</i>	<i>Motorcycle</i>	<i>Time</i>	<i>Km/h</i>	<i>Rider's Lap</i>
3'23.113	71 Ayumu SASAKI	JPN	HONDA	1'38.650	157.5	2
3'35.135	44 Aron CANET	SPA	KTM	1'38.501	157.8	2
4'14.496	48 Lorenzo DALLA PORTA	ITA	HONDA	1'38.159	158.3	2
4'14.941	7 Dennis FOGGIA	ITA	KTM	1'37.988	158.6	2
4'20.408	14 Tony ARBOLINO	ITA	HONDA	1'37.806	158.9	2
4'28.093	17 John MCPHEE	GBR	HONDA	1'37.737	159.0	2
5'52.175	48 Lorenzo DALLA PORTA	ITA	HONDA	1'37.679	159.1	3
5'52.257	53 Deniz ONCU	TUR	KTM	1'37.563	159.3	3
5'53.860	27 Kaito TOBA	JPN	HONDA	1'37.446	159.5	3
6'05.497	17 John MCPHEE	GBR	HONDA	1'37.404	159.5	3
7'31.160	27 Kaito TOBA	JPN	HONDA	1'37.300	159.7	4
7'40.696	76 Makar YURCHENKO	KAZ	KTM	1'37.285	159.7	4
7'42.290	17 John MCPHEE	GBR	HONDA	1'36.793	160.5	4
9'18.588	17 John MCPHEE	GBR	HONDA	1'36.298	161.4	5
40'22.201	14 Tony ARBOLINO	ITA	HONDA	1'35.778	162.3	12

These data/results cannot be reproduced, stored and/or transmitted in whole or in part by any manner of electronic, mechanical, photocopying, recording, broadcasting or otherwise now known or herein after developed without the previous express consent by the copyright owner, except for reproduction in daily press and regular printed publications on sale to the public within 60 days of the event related to those data/results and always provided that copyright symbol appears together as follows below.

© DORNA, 2019

Official MotoGP Timing by TISSOT
www.motogp.com

Spielberg, Saturday, August 10, 2019

