

5900 m.

## GoPro BRITISH GRAND PRIX

### Free Practice Nr. 1

### Classification

3



	<i>Rider</i>	<i>Nation</i>	<i>Team</i>	<i>Motorcycle</i>	<i>Time</i>	<i>Lap Total</i>	<i>Gap</i>	<i>Top Speed</i>
1	21 <b>Fabio DI GIANNANTONIO</b>	ITA	Campetella Speed Up	SPEED UP	<b>2'05.777</b>	12 14		<b>276.2</b>
2	9 <b>Jorge NAVARRO</b>	SPA	Campetella Speed Up	SPEED UP	<b>2'05.860</b>	14 14	0.083 0.083	<b>270.6</b>
3	12 <b>Thomas LUTHI</b>	SWI	Dynavolt Intact GP	KALEX	<b>2'05.913</b>	15 16	0.136 0.053	<b>274.8</b>
4	73 <b>Alex MARQUEZ</b>	SPA	EG 0,0 Marc VDS	KALEX	<b>2'05.925</b>	14 15	0.148 0.012	<b>274.8</b>
5	87 <b>Remy GARDNER</b>	AUS	ONEXOX TKKR SAG Team	KALEX	<b>2'05.973</b>	13 14	0.196 0.048	<b>273.4</b>
6	7 <b>Lorenzo BALDASSARRI</b>	ITA	FLEXBOX HP 40	KALEX	<b>2'06.150</b>	16 16	0.373 0.177	<b>272.7</b>
7	10 <b>Luca MARINI</b>	ITA	SKY Racing Team VR46	KALEX	<b>2'06.160</b>	14 16	0.383 0.010	<b>274.1</b>
8	54 <b>Mattia PASINI</b>	ITA	Tasca Racing Scuderia Moto2	KALEX	<b>2'06.197</b>	7 15	0.420 0.037	<b>273.4</b>
9	40 <b>Augusto FERNANDEZ</b>	SPA	FLEXBOX HP 40	KALEX	<b>2'06.205</b>	14 15	0.428 0.008	<b>272.0</b>
10	41 <b>Brad BINDER</b>	RSA	Red Bull KTM Ajo	KTM	<b>2'06.380</b>	7 15	0.603 0.175	<b>274.1</b>
11	64 <b>Bo BENDSNEYDER</b>	NED	NTS RW Racing GP	NTS	<b>2'06.387</b>	14 15	0.610 0.007	<b>271.3</b>
12	45 <b>Tetsuta NAGASHIMA</b>	JPN	ONEXOX TKKR SAG Team	KALEX	<b>2'06.463</b>	12 15	0.686 0.076	<b>274.1</b>
13	22 <b>Sam LOWES</b>	GBR	Federal Oil Gresini Moto2	KALEX	<b>2'06.490</b>	6 15	0.713 0.027	<b>271.3</b>
14	77 <b>Dominique AEGERTER</b>	SWI	MV Agusta Temporary Forward	MV AGUSTA	<b>2'06.551</b>	14 15	0.774 0.061	<b>270.0</b>
15	62 <b>Stefano MANZI</b>	ITA	MV Agusta Temporary Forward	MV AGUSTA	<b>2'06.572</b>	12 14	0.795 0.021	<b>273.4</b>
16	27 <b>Iker LECUONA</b>	SPA	American Racing KTM	KTM	<b>2'06.614</b>	16 16	0.837 0.042	<b>270.6</b>
17	97 <b>Xavi VIERGE</b>	SPA	EG 0,0 Marc VDS	KALEX	<b>2'06.689</b>	12 15	0.912 0.075	<b>276.2</b>
18	23 <b>Marcel SCHROTTER</b>	GER	Dynavolt Intact GP	KALEX	<b>2'06.823</b>	15 15	1.046 0.134	<b>275.5</b>
19	35 <b>Somkiat CHANTRA</b>	THA	IDEMITSU Honda Team Asia	KALEX	<b>2'06.947</b>	15 15	1.170 0.124	<b>274.8</b>
20	96 <b>Jake DIXON</b>	GBR	Sama Qatar Angel Nieto Team	KTM	<b>2'06.971</b>	7 13	1.194 0.024	<b>269.3</b>
21	5 <b>Andrea LOCATELLI</b>	ITA	Italtrans Racing Team	KALEX	<b>2'06.974</b>	16 16	1.197 0.003	<b>274.8</b>
22	72 <b>Marco BEZZECCHI</b>	ITA	Red Bull KTM Tech 3	KTM	<b>2'07.070</b>	14 14	1.293 0.096	<b>270.0</b>
23	11 <b>Nicolo BULEGA</b>	ITA	SKY Racing Team VR46	KALEX	<b>2'07.112</b>	5 16	1.335 0.042	<b>278.3</b>
24	88 <b>Jorge MARTIN</b>	SPA	Red Bull KTM Ajo	KTM	<b>2'07.267</b>	11 14	1.490 0.155	<b>271.3</b>
25	33 <b>Enea BASTIANINI</b>	ITA	Italtrans Racing Team	KALEX	<b>2'07.563</b>	11 14	1.786 0.296	<b>270.6</b>
26	16 <b>Joe ROBERTS</b>	USA	American Racing KTM	KTM	<b>2'07.834</b>	15 15	2.057 0.271	<b>266.6</b>
27	4 <b>Steven ODENDAAL</b>	RSA	NTS RW Racing GP	NTS	<b>2'08.319</b>	8 14	2.542 0.485	<b>268.6</b>
28	65 <b>Philipp OETTL</b>	GER	Red Bull KTM Tech 3	KTM	<b>2'08.448</b>	12 14	2.671 0.129	<b>270.6</b>
29	38 <b>Bradley SMITH</b>	GBR	Petronas Sprinta Racing	KALEX	<b>2'08.622</b>	7 13	2.845 0.174	<b>274.1</b>
30	3 <b>Lukasz TULOVIC</b>	GER	Kiefer Racing	KTM	<b>2'10.044</b>	15 15	4.267 1.422	<b>268.6</b>
31	18 <b>Xavi CARDELUS</b>	AND	Sama Qatar Angel Nieto Team	KTM	<b>2'11.056</b>	11 11	5.279 1.012	<b>266.6</b>
32	19 <b>Tepppei NAGOE</b>	JPN	IDEMITSU Honda Team Asia	KALEX	<b>2'12.846</b>	16 16	7.069 1.790	<b>269.3</b>

Practice condition: **Dry**Air: **21°**Humidity: **68%**Ground: **32°**

<b>Fastest Lap:</b>	Lap: 12	<b>Fabio DI GIANNANTONIO</b>	<b>2'05.777</b>	168.8 Km/h
<b>Best Race Lap:</b>	2017	<b>Franco MORBIDELLI</b>	<b>2'06.690</b>	167.6 Km/h
<b>All Time Lap Record:</b>	2019	<b>Fabio DI GIANNANTONIO</b>	<b>2'05.777</b>	168.8 Km/h

The results are provisional until the end of the limit for protest and appeals.

Time limit for protest expires 30' after publication of the results - ..... Time: .....

These data/results cannot be reproduced, stored and/or transmitted in whole or in part by any manner of electronic, mechanical, photocopying, recording, broadcasting or otherwise now known or herein after developed without the previous express consent by the copyright owner, except for reproduction in daily press and regular printed publications on sale to the public within 60 days of the event related to those data/results and always provided that copyright symbol appears together as follows below.

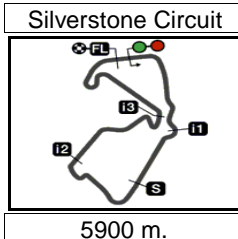
© DORNA, 2019

Official MotoGP Timing by TISSOT  
www.motogp.com

Silverstone, Friday, August 23, 2019

moto2™





## GoPro BRITISH GRAND PRIX

## Free Practice Nr. 1

## Top Speed &amp; Average

4



Rider	Nation	Motorcycle	Top 5 speeds					Average	Top
11 <b>Nicolo BULEGA</b>	ITA	KALEX	278.3	274.8	274.1	273.4	273.4	274.6	<b>278.3</b>
21 <b>Fabio DI GIANNANTONIO</b>	ITA	SPEED UP	276.2	274.1	272.0	272.0	271.3	273.1	<b>276.2</b>
97 <b>Xavi VIERGE</b>	SPA	KALEX	276.2	276.2	276.2	275.5	275.5	275.9	<b>276.2</b>
23 <b>Marcel SCHROTTER</b>	GER	KALEX	275.5	274.1	272.7	272.7	272.0	273.0	<b>275.5</b>
5 <b>Andrea LOCATELLI</b>	ITA	KALEX	274.8	273.4	272.7	272.0	272.0	273.0	<b>274.8</b>
12 <b>Thomas LUTHI</b>	SWI	KALEX	274.8	274.8	274.1	274.1	273.4	274.2	<b>274.8</b>
35 <b>Somkiat CHANTRA</b>	THA	KALEX	274.8	272.7	272.0	272.0	271.3	272.1	<b>274.8</b>
73 <b>Alex MARQUEZ</b>	SPA	KALEX	274.8	274.1	274.1	273.4	273.4	273.8	<b>274.8</b>
10 <b>Luca MARINI</b>	ITA	KALEX	274.1	272.7	272.0	272.0	272.0	272.6	<b>274.1</b>
38 <b>Bradley SMITH</b>	GBR	KALEX	274.1	272.7	272.0	271.3	270.6	271.9	<b>274.1</b>
41 <b>Brad BINDER</b>	RSA	KTM	274.1	273.4	272.0	272.0	271.3	272.6	<b>274.1</b>
45 <b>Tetsuta NAGASHIMA</b>	JPN	KALEX	274.1	272.7	272.7	272.7	271.3	272.1	<b>274.1</b>
54 <b>Mattia PASINI</b>	ITA	KALEX	273.4	272.0	270.0	270.0	269.3	270.9	<b>273.4</b>
62 <b>Stefano MANZI</b>	ITA	MV AGUSTA	273.4	272.0	270.0	270.0	269.3	270.5	<b>273.4</b>
87 <b>Remy GARDNER</b>	AUS	KALEX	273.4	272.7	271.3	271.3	271.3	272.0	<b>273.4</b>
7 <b>Lorenzo BALDASSARRI</b>	ITA	KALEX	272.7	271.3	271.3	270.0	269.3	270.7	<b>272.7</b>
40 <b>Augusto FERNANDEZ</b>	SPA	KALEX	272.0	272.0	270.6	270.6	270.0	270.7	<b>272.0</b>
22 <b>Sam LOWES</b>	GBR	KALEX	271.3	270.6	270.0	269.3	269.3	270.0	<b>271.3</b>
64 <b>Bo BENDSNEYDER</b>	NED	NTS	271.3	270.0	267.9	267.3	266.6	268.3	<b>271.3</b>
88 <b>Jorge MARTIN</b>	SPA	KTM	271.3	269.3	269.3	267.9	267.3	269.0	<b>271.3</b>
9 <b>Jorge NAVARRO</b>	SPA	SPEED UP	270.6	270.0	270.0	269.3	269.3	269.8	<b>270.6</b>
27 <b>Iker LECUONA</b>	SPA	KTM	270.6	270.0	269.3	269.3	268.6	269.3	<b>270.6</b>
33 <b>Enea BASTIANINI</b>	ITA	KALEX	270.6	270.6	270.0	270.0	270.0	270.2	<b>270.6</b>
65 <b>Philipp OETTL</b>	GER	KTM	270.6	269.3	269.3	268.6	268.6	269.1	<b>270.6</b>
72 <b>Marco BEZZECCHI</b>	ITA	KTM	270.0	267.9	267.3	267.3	267.3	268.0	<b>270.0</b>
77 <b>Dominique AEGERTER</b>	SWI	MV AGUSTA	270.0	269.3	269.3	267.9	266.6	268.3	<b>270.0</b>
19 <b>Teppei NAGOE</b>	JPN	KALEX	269.3	267.3	266.6	266.0	265.3	266.6	<b>269.3</b>
96 <b>Jake DIXON</b>	GBR	KTM	269.3	267.3	266.6	266.0	266.0	266.9	<b>269.3</b>
3 <b>Lukas TULOVIC</b>	GER	KTM	268.6	267.9	267.9	266.6	266.6	267.5	<b>268.6</b>
4 <b>Steven ODENDAAL</b>	RSA	NTS	268.6	267.9	267.9	267.9	267.9	268.0	<b>268.6</b>
16 <b>Joe ROBERTS</b>	USA	KTM	266.6	266.0	264.7	264.7	264.0	265.2	<b>266.6</b>
18 <b>Xavi CARDELUS</b>	AND	KTM	266.6	264.0	263.4	263.4	262.7	264.0	<b>266.6</b>

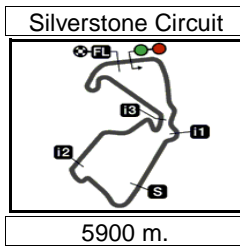
These data/results cannot be reproduced, stored and/or transmitted in whole or in part by any manner of electronic, mechanical, photocopying, recording, broadcasting or otherwise now known or herein after developed without the previous express consent by the copyright owner, except for reproduction in daily press and regular printed publications on sale to the public within 60 days of the event related to those data/results and always provided that copyright symbol appears together as follows below.

© DORNA, 2019

Official MotoGP Timing by TISSOT  
www.motogp.com

Silverstone, Friday, August 23, 2019





Results and timing service provided by TISSOT

Moto2™

GoPro BRITISH GRAND PRIX

Free Practice Nr. 1

Chronological Analysis of Performances

5

\* Lap / Sector time cancelled      T1 Time from finish line to 1st intermediate      T3 Time from 2nd intermed. to 3rd intermed.  
P Crossing the finish line in pit lane      T2 Time from 1st intermed. to 2nd intermed.      T4 Time from 3rd intermediate to finish line

Lap	Lap Time	T1	T2	T3	T4	Speed	Lap	Lap Time	T1	T2	T3	T4	Speed
<b>1st 21 Fabio DI GIANNANT</b> Competella Speed Up ITA							<b>4th 73 Alex MARQUEZ</b> EG 0,0 Marc VDS SPA						
Runs=2 Total laps=14 Full laps=8							Runs=2 Total laps=15 Full laps=12						
1	2'39.893	27.128	44.366	30.785	33.594	262.1	1	3'09.622	27.449	43.462	34.268	34.384	272.7
2	<b>2'10.014</b>	25.972	42.173	29.348	32.521	272.0	2	<b>2'14.741</b>	25.534	41.998	29.884	37.325	274.1
3	<b>2'08.799</b>	25.463	41.449	29.357	32.530	276.2	3	<b>2'08.501</b>	25.238	41.608	29.208	32.447	274.8
4	<b>2'08.102</b>	25.146	41.634	28.922	32.400	265.3	4	<b>2'07.089</b>	24.854	41.204	29.015	32.016	273.4
5	<b>2'13.909</b>	25.061	41.676	34.850	32.322	266.6	5	<b>2'07.073</b>	24.929	41.098	29.039	32.007	274.1
6	<b>2'07.443</b>	25.003	41.249	28.974	32.217	271.3	6	<b>2'06.479</b>	24.744	40.910	28.843	31.982	273.4
7	<b>2'06.487</b>	24.727	41.069	28.666	32.025	274.1	7	<b>2'07.316</b>	24.984	41.334	28.890	32.108	267.9
8	2'15.499 P	24.804	40.998	28.597	41.100	270.0	8	<b>2'06.421</b>	24.869	41.013	28.735	31.804	273.4
9	12'32.024	28.054	41.958	28.983	32.170	264.0	9	2'17.214 P	26.978	41.220	29.443	39.573	272.7
10	2'06.522 *	24.769	41.008*	28.753	31.992*	268.6	10	10'13.079	27.567	41.944	29.579	35.132	270.0
11	2'06.386 *	24.691*	41.004	28.658	32.034	272.0	11	<b>2'07.450</b>	25.062	41.180	29.018	32.190	272.0
12	<b>2'05.777</b>	24.618	40.855	28.511	31.793	270.0	12	<b>2'06.229</b>	24.778	40.962	28.641	31.848	272.0
13	<b>2'06.094</b>	24.580	41.029	28.505	31.980	267.9	13	<b>2'06.468</b>	24.660	40.854	28.863	32.091	272.7
14	2'35.861 *	34.53*	51.769*	33.717	35.843	238.4	14	<b>2'05.925</b>	24.711	40.841	28.677	31.696	273.4
<b>2nd 9 Jorge NAVARRO</b> Competella Speed Up SPA							<b>5th 87 Remy GARDNER</b> ONEXO TKKR SAG AUS						
Runs=2 Total laps=14 Full laps=11							Runs=2 Total laps=14 Full laps=11						
1	2'44.653	29.393	46.626	30.648	33.559	259.6	1	2'46.705	28.342	44.630	30.271	33.019	263.4
2	<b>2'10.582</b>	25.692	42.908	29.279	32.703	267.3	2	<b>2'09.573</b>	25.396	41.753	29.326	33.098	272.7
3	<b>2'07.970</b>	24.989	41.843	28.817	32.321	269.3	3	<b>2'15.572</b>	28.210	41.653	32.761	32.948	271.3
4	<b>2'07.391</b>	24.794	41.565	28.903	32.129	270.6	4	<b>2'07.738</b>	24.702	41.213	29.257	32.566	269.3
5	<b>2'07.070</b>	24.826	41.406	28.768	32.070	270.0	5	<b>2'06.742</b>	24.736	41.119	28.707	32.180	271.3
6	<b>2'06.430</b>	24.693	41.246	28.647	31.844	267.9	6	<b>2'12.868</b>	24.809	40.955	31.421	35.683	271.3
7	<b>2'06.595</b>	24.645	41.052	28.648	32.250	266.0	7	<b>2'07.060</b>	24.922	41.080	28.725	32.333	270.6
8	<b>2'06.456</b>	24.679	41.074	28.600	32.103	267.3	8	<b>2'06.402</b>	24.679	40.874	28.836	32.013	273.4
9	2'23.050 P	26.764	42.584	30.465	43.237	262.7	9	2'24.731 P	25.319	43.005	29.254	47.153	269.3
10	12'04.920	27.517	41.991	35.591	33.180	267.9	10	11'40.207	27.384	41.877	28.852	32.746	265.3
11	<b>2'06.771</b>	24.912	41.220	28.605	32.034	269.3	11	<b>2'06.648</b>	24.789	40.952	28.727	32.180	268.6
12	<b>2'06.400</b>	24.616	41.048	28.756	31.980	268.6	12	<b>2'06.514</b>	24.547	41.173	28.720	32.074	268.6
13	<b>2'06.056</b>	24.586	40.948	28.592	31.930	270.0	13	<b>2'05.973</b>	24.633	40.906	28.446	31.988	269.3
14	<b>2'05.860</b>	24.557	40.797	28.567	31.939	269.3	14	<b>2'06.279</b>	24.804	40.755	28.687	32.033	269.3
<b>3rd 12 Thomas LUTHI</b> Dynavolt Intact GP SWI							<b>6th 7 Lorenzo BALDASS</b> FLEXBOX HP 40 ITA						
Runs=2 Total laps=16 Full laps=13							Runs=2 Total laps=16 Full laps=10						
1	2'34.866	29.146	43.608	30.253	34.300	267.9	1	3'04.021	30.337	46.813	31.301	33.560	236.8
2	<b>2'09.876</b>	25.303	41.496	29.274	33.803	272.0	2	<b>2'16.092</b>	28.071	44.572	29.661	33.788	264.7
3	<b>2'07.293</b>	25.251	41.208	28.846	31.988	273.4							
4	<b>2'06.401</b>	24.797	40.818	28.685	32.101	271.3							
5	<b>2'06.470</b>	24.672	40.886			274.1							
6	<b>2'07.144</b>	24.970	41.098			272.0							
7	<b>2'06.807</b>	24.787											
8	<b>2'06.918</b>	24.762											
9	<b>2'06.395</b>	24.681				272.0							
10	<b>2'06.446</b>	24.750	40.909	28.696	32.091	270.6							

**Fastest Lap:** Fabio DI GIANNANTONIO Competella Speed Up ITA **2'05.777** 24.618 40.855 28.511 31.793

These data/results cannot be reproduced, stored and/or transmitted in whole or in part by any manner of electronic, mechanical, photocopying, recording, broadcasting or otherwise now known or herein after developed without the previous express consent by the copyright owner, except for reproduction in daily press and regular printed publications on sale to the public within 60 days of the event related to those data/results and always provided that copyright symbol appears together as follows below.  
© DORNA, 2019



# Free Practice Nr. 1

# Moto2

Lap	Lap Time	T1	T2	T3	T4	Speed	Lap	Lap Time	T1	T2	T3	T4	Speed
3	2'09.113	25.303	41.893	29.247	32.670	268.6	3	2'09.481	25.346	42.088	29.550	32.497	270.6
4	2'08.085	24.999	41.599	29.067	32.420	268.6	4	2'07.991	25.172	41.410	29.119	32.290	267.3
5	2'11.077 *	25.002	41.490*	32.189*	32.396	270.0	5	2'07.181	24.999	41.253	28.807	32.122	269.3
6	2'08.087 *	24.781	41.461*	29.144	32.701	271.3	6	2'06.844	24.946	41.068	28.747	32.083	270.0
7	2'06.662	24.689	40.972	28.942	32.059	272.7	7	2'07.009	24.937	41.032	28.771	32.269	270.6
8	2'11.739 *	29.224	41.206*	29.126*	32.183	268.6	8	2'07.481	25.122	41.266	28.790	32.303	272.0
9	2'18.016	24.708	44.559	35.777	32.972	269.3	9	2'16.528 P	24.707	41.634	29.914	40.273	272.0
10	2'06.720	24.783	41.045	28.884	32.008	271.3	10	10'33.160	26.927	41.935	29.523	32.289	264.7
11	2'06.757	24.844	41.157	28.747	32.009	269.3	11	2'07.950	25.459	41.257	28.975	32.259	269.3
12	2'06.787	24.855	41.131	28.729	32.072	268.6	12	2'06.881	24.978	41.084	28.780	32.039	268.6
13	2'24.612 P	28.516	43.925	30.640	41.531	258.9	13	2'07.331	24.862	40.905	28.659	32.905	270.0
14	7'16.883	34.747	43.470	30.742	33.413	266.6	14	2'06.205	24.684	40.963	28.631	31.927	270.0
15	2'07.658	24.981	41.185	29.306	32.186	268.6	15	2'08.070	24.924	41.097	29.908	32.141	268.6
16	2'06.150	24.723	40.857	28.625	31.945	268.6							

**7th 10 Luca MARINI** SKY Racing Team VR ITA  
Runs=2 Total laps=16 Full laps=13

1	2'23.800	28.122	44.874	31.213	35.466	260.8
2	2'11.055	26.056	42.129	29.843	33.027	271.3
3	2'09.764	25.624	41.822	29.500	32.818	270.0
4	2'08.554	25.116	41.419	29.405	32.614	268.6
5	2'07.974	24.976	41.491	29.039	32.468	269.3
6	2'24.058	25.147	51.695	31.245	35.971	270.0
7	2'08.768	25.057	41.223	29.441	33.047	272.7
8	2'12.528	25.185	45.322	29.301	32.720	274.1
9	2'08.094	25.141	41.355	29.118	32.480	271.3
10	2'15.343 P	25.111	41.418	29.162	39.652	272.0
11	8'09.041	25.975	42.190	29.347	32.698	266.6
12	2'07.740	24.967	41.290	29.119	32.364	269.3
13	2'06.506	24.654	40.950	28.714	32.188	271.3
14	2'06.160	24.720	40.896	28.549	31.995	272.0
15	2'09.164	24.665	41.697	30.252	32.550	272.0
16	2'06.392	24.607	41.021	28.728	32.036	271.3

**8th 54 Mattia PASINI** Tasca Racing Scuderi ITA  
Runs=2 Total laps=15 Full laps=10

1	3'09.977	26.173	43.177	30.805	36.336	267.9
2	2'09.712	25.521	41.720	29.277	33.194	273.4
3	2'08.244	25.259	41.434	29.108	32.443	266.6
4	2'07.433	25.024	41.389	28.823	32.197	266.6
5	2'07.133	24.924	41.374	28.752	32.083	269.3
6	2'13.545 *	28.633	43.154*	29.283	32.475	262.7
7	2'06.197	24.846	40.686	28.737	31.928	270.0
8	2'24.459 P	27.987	41.890	31.256	43.326	266.0
9	10'01.559	30.191	43.711	29.758	37.028	264.7
10	2'14.645 *	25.057	41.869*	29.484	38.235	265.3
11	2'07.387	25.227	41.246	28.858	32.056	267.3
12	2'06.402	24.904	40.926	28.668	31.904	270.0
13	2'06.385	24.747	40.837	28.774	32.027	272.0
14	2'06.331	24.808	40.838	28.764	31.921	268.6
15	2'23.324	29.707	42.793	36.465	34.359	247.7

**9th 40 Augusto FERNAND** FLEXBOX HP 40 SPA  
Runs=2 Total laps=15 Full laps=12

1	2'53.402	28.389	45.235	32.077	34.432	262.7
2	2'12.458	26.438	42.529	30.633	32.858	267.9

**10th 41 Brad BINDER** Red Bull KTM Ajo RSA  
Runs=2 Total laps=15 Full laps=11

1	2'42.649	28.635	44.938	30.317	33.075	262.1
2	2'09.217	25.461	41.482	29.903	32.371	269.3
3	2'07.482	25.012	41.169	29.016	32.285	270.6
4	2'07.876	25.135	41.485	29.107	32.149	272.0
5	2'12.955 *	25.007	43.110*	32.658*	32.180	272.0
6	2'07.051	24.992	41.115	28.828	32.116	273.4
7	2'06.380	24.673	41.036	28.783	31.888	270.0
8	2'20.095	34.910	41.515	31.449	32.221	268.6
9	2'06.884	24.838	41.015	28.778	32.253	271.3
10	2'19.191 P	24.935	41.078	29.434	43.744	268.6
11	9'47.971	27.634	41.916	33.760	32.950	263.4
12	2'07.730	25.212	41.216	28.805	32.497	267.3
13	2'06.951	24.950	41.129	28.870	32.002	274.1
14	2'06.609	24.753	40.933	28.771	32.152	267.3
15	2'10.307	24.875	41.026	29.136	35.270	264.7

**11th 64 Bo BENDSNEYDER** NTS RW Racing GP NED  
Runs=2 Total laps=15 Full laps=10

1	2'55.774	28.081	43.539	29.974	33.566	262.7
2	2'09.130	25.735	41.451	29.355	32.589	267.9
3	2'14.684	25.211	41.505	33.639	34.329	270.0
4	2'08.556	25.475	41.674	28.975	32.432	266.6
5	2'09.793	25.063	41.204	28.878	34.648	265.3
6	2'07.160	25.008	41.113	28.805	32.234	265.3
7	2'07.346	24.995	41.166	28.800	32.385	264.7
8	2'15.788 *	28.28*	44.829	30.455	32.218	247.1
9	2'07.395	25.065	41.210	28.904	32.216	262.7
10	2'07.492	25.100	41.202	28.996	32.194	265.3
11	2'23.762 P	27.653	43.301*	30.570	42.238	259.6
12	9'47.287	31.752	47.910	30.441	32.635	232.7
13	2'06.842	24.830	41.008	28.834	32.170	267.3
14	2'06.387	24.771	41.018	28.696	31.902	271.3
15	2'14.716 *	27.30*	41.145*	33.264	33.006	266.6

**12th 45 Tetsuta NAGASHIM** ONEXO TKKR SAG JPN  
Runs=2 Total laps=15 Full laps=8

1	2'47.919	30.438	45.688	30.495	33.467	264.0
2	2'09.151	25.437	41.994	29.283	32.437	274.1
3	2'10.433 *	25.392	41.701	30.771	32.569*	272.7
4	2'07.750 *	25.12*	41.312	29.085	32.231	271.3

**Fastest Lap:** Fabio DI GIANNANTONIO Competella Speed Up ITA 2'05.777 24.618 40.855 28.511 31.793

These data/results cannot be reproduced, stored and/or transmitted in whole or in part by any manner of electronic, mechanical, photocopying, recording, broadcasting or otherwise now known or herein after developed without the previous express consent by the copyright owner, except for reproduction in daily press and regular printed publications on sale to the public within 60 days of the event related to those data/results and always provided that copyright symbol appears together as follows below.  
© DORNA, 2019



# Free Practice Nr. 1

# Moto2

Lap	Lap Time	T1	T2	T3	T4	Speed	Lap	Lap Time	T1	T2	T3	T4	Speed
5	2'14.261 *	24.758	40.949	35.683	32.871 *	271.3	7	2'07.076	24.931	41.194	28.689	32.262	268.6
6	2'07.365 *	24.861 *	41.335	28.923	32.242	270.0	8	2'07.336	24.873	41.197	28.836	32.430	269.3
7	2'07.346	24.864	41.157	28.970	32.355	270.6	9	2'27.380 P	32.469	42.292	29.859	42.760	266.6
8	2'06.723	24.789	40.847	28.877	32.210	272.7	10	12'19.713 *	31.775	41.775	29.172	32.360 *	267.3
9	2'14.931	31.670	41.521	29.422	32.318	268.6	11	2'07.189 *	24.971 *	41.389	28.793	32.029	268.6
10	2'18.586 P	24.904	41.061	28.961	43.660	271.3	12	2'06.572	24.775	41.023	28.676	32.098	272.0
11	10'27.705	26.992	42.047	29.447	36.256	268.6	13	2'06.945 *	24.881 *	41.085	28.746	32.230	270.0
12	2'06.463	24.704	40.968	28.627	32.164	272.7	14	2'06.805	24.855	41.194	28.659	32.097	269.3
13	2'06.608	24.744	40.850	28.728	32.286	271.3	<b>16th 27 Iker LECUONA</b> American Racing KT SPA						
14	2'06.479	24.492	41.097	28.724	32.166	271.3	Runs=2 Total laps=16 Full laps=12						
15	2'11.232	24.889	40.803	33.065	32.475	270.0	1	2'23.529	28.804	44.850	31.876	34.847	259.6

<b>13th 22 Sam LOWES</b> Federal Oil Gresini M GBR						
		Runs=2	Total laps=15	Full laps=11		
1	2'35.357	29.832	45.593	30.830	33.240	266.6
2	2'08.596	25.226	41.372	29.393	32.605	271.3
3	2'07.200	24.952	41.308	28.789	32.151	270.6
4	2'06.889	24.865	41.226	28.782	32.016	267.9
5	2'10.932	24.644	40.881	32.777	32.630	270.0
6	2'06.490	24.610	41.162	28.755	31.963	269.3
7	2'06.722 *	24.790	41.118 *	28.897	31.917	268.6
8	2'07.560	24.807	41.507	29.058	32.188	269.3
9	2'25.020 P	24.921	45.406	30.658	44.035	269.3
10	9'37.302	27.606	42.319	29.189	32.750	266.0
11	2'07.993	25.024	41.835	29.005	32.129	267.9
12	2'06.988	24.883	41.245	28.821	32.039	267.9
13	2'06.957	24.730	41.405	28.857	31.965	267.3
14	2'06.879	24.890	41.233	28.794	31.962	267.3
15	2'06.911	24.979	41.208	28.789	31.935	267.3

<b>14th 77 Dominique AEGER</b> MV Agusta Temporar SWI						
		Runs=2	Total laps=15	Full laps=12		
1	2'23.941	27.546	43.692	30.685	34.763	263.4
2	2'11.396	26.187	42.307	29.867	33.035	269.3
3	2'10.960	25.657	41.759	29.528	34.016	270.0
4	2'08.467	25.312	41.375	29.097	32.683	264.0
5	2'07.789	24.992	41.300	29.051	32.446	265.3
6	2'07.856	24.957	41.316	29.159	32.424	266.6
7	2'07.669	24.962	41.239	29.219	32.249	263.4
8	2'07.834	24.953	41.325	29.061	32.495	263.4
9	2'06.947	24.959	41.023	28.853	32.112	266.0
10	2'06.869	24.737	41.143	28.847	32.142	266.6
11	2'17.326 P	24.840	41.347	29.569	41.570	265.3
12	9'50.776	30.331	43.799	32.309	46.811	248.2
13	2'07.020	25.006	41.210	28.888	31.916	265.3
14	2'06.551	24.801	40.989	28.750	32.011	267.9
15	2'06.717	24.789	41.162	28.816	31.950	269.3

<b>15th 62 Stefano MANZI</b> MV Agusta Temporar ITA						
		Runs=2	Total laps=14	Full laps=9		
1	2'39.944	28.456	43.431	30.312	33.479	268.6
2	2'09.756	25.719	42.066	29.354	32.617	269.3
3	2'09.259	25.563	41.777	29.397	32.522	273.4
4	2'07.933	25.115	41.483	29.040	32.295	267.9
5	2'12.203	25.180	41.266	33.344	32.413	270.0
6	2'07.594	24.987	41.306	28.812	32.489	267.9

<b>16th 27 Iker LECUONA</b> American Racing KT SPA						
		Runs=2	Total laps=16	Full laps=12		
1	2'23.529	28.804	44.850	31.876	34.847	259.6
2	2'11.486	26.125	42.557	29.923	32.881	267.3
3	2'09.732	25.722	41.838	29.475	32.697	270.0
4	2'08.520	25.234	41.446	29.374	32.466	267.9
5	2'08.042	25.159	41.389	29.198	32.296	268.6
6	2'11.549	25.208	41.575	32.249	32.517	269.3
7	2'08.056	25.137	41.591	29.070	32.258	267.3
8	2'09.264	25.084	41.241	30.650	32.289	267.9
9	2'14.306	24.984	42.106	34.200	33.016	270.6
10	2'07.815	25.100	41.445	29.073	32.197	267.3
11	2'20.887 P	25.245	44.697	29.783	41.162	268.6
12	7'06.031	29.878	42.518	29.463	32.596	263.4
13	2'28.898 *	27.501 *	42.203	31.068	48.127	266.0
14	2'07.353	25.145	41.197	28.924	32.087	268.6
15	2'06.708	24.839	41.097	28.688	32.084	269.3
16	2'06.614	24.785	41.203	28.666	31.960	267.3

<b>17th 97 Xavi VIERGE</b> EG 0,0 Marc VDS SPA						
		Runs=2	Total laps=15	Full laps=11		
1	2'55.061	27.858	45.825	30.266	34.267	260.2
2	2'13.000	25.513	42.242	29.873	35.372	276.2
3	2'09.076	25.113	42.032	29.240	32.691	276.2
4	2'07.376	25.140	41.320	28.872	32.044	273.4
5	2'15.333	31.213	41.785	29.072	33.263	268.6
6	2'07.501	25.037	41.264	28.957	32.243	275.5
7	2'07.431	25.226	41.229	28.922	32.054	274.8
8	2'28.248 P	25.697	43.623	32.761	46.167	261.5
9	10'12.501	28.671	42.600	30.178	38.639	271.3
10	2'09.845	25.219	41.542	29.033	34.051	274.1
11	2'07.416	25.002	41.508	28.804	32.102	275.5
12	2'06.689	24.791	41.243	28.760	31.895	276.2
13	2'13.501	25.140	41.100	28.953	38.308	274.8
14	2'25.671 *	33.941 *	47.229	31.919	32.578	262.1
15	2'07.022	24.996	41.236	28.898	31.892	273.4

<b>18th 23 Marcel SCHROTTE</b> Dynavolt Intact GP GER						
		Runs=2	Total laps=15	Full laps=11		
1	3'08.567	29.428	43.330	32.484	33.639	269.3
2	2'13.703	25.591	41.982	29.920	36.210	272.7
3	2'09.652	25.965	41.611	29.509	32.567	272.0
4	2'07.906	25.100	41.461	29.204	32.141	270.6
5	2'07.969	25.451	41.360	29.073	32.085	274.1
6	2'07.157	24.995	41.265	28.939	31.958	272.0
7	2'12.014	25.168	42.914	31.373	32.559	271.3
8	2'07.438 *	25.108	41.119 *	29.030	32.181	272.0

**Fastest Lap:** Fabio DI GIANNANTONIO Competella Speed Up ITA **2'05.777** 24.618 40.855 28.511 31.793

These data/results cannot be reproduced, stored and/or transmitted in whole or in part by any manner of electronic, mechanical, photocopying, recording, broadcasting or otherwise now known or herein after developed without the previous express consent by the copyright owner, except for reproduction in daily press and regular printed publications on sale to the public within 60 days of the event related to those data/results and always provided that copyright symbol appears together as follows below.  
© DORNA, 2019

# Free Practice Nr. 1

# Moto2

Lap	Lap Time		T1	T2	T3	T4	Speed	Lap	Lap Time	T1	T2	T3	T4	Speed
9	2'18.045	P	25.697	42.096	30.353	39.899	272.7	13	2'07.230	25.062	41.110	28.892	32.166	270.6
10	9'54.660		26.764	42.387	30.076	32.508	267.3	14	2'07.575	24.945	41.349	29.122	32.159	272.0
11	2'08.008		25.131	41.425	29.263	32.189	270.6	15	2'08.105	25.001	41.394	29.351	32.359	272.7
12	2'07.830		25.163	41.209	29.065	32.393	270.6	16	2'06.974	24.961	41.096	28.933	31.984	274.8
13	2'07.717		25.079	41.304	29.068	32.266	270.6							
14	2'13.813		25.098	41.434	34.135	33.146	271.3							
15	2'06.823		24.930	41.098	28.869	31.926	275.5							

## 19th 35 Somkiat CHANTRA IDEMITSU Honda Te THA

Runs=2	Total laps=15	Full laps=11
1	2'35.997	28.467 45.434 30.774 37.557 264.7
2	2'12.500	25.950 43.119 29.985 33.446 270.0
3	2'12.021	25.740 42.156 30.635 33.490 270.6
4	2'09.193	25.126 41.736 29.315 33.016 270.0
5	2'14.259	29.154 42.540 29.992 32.573 271.3
6	2'09.098	25.205 41.496 29.379 33.018 272.7
7	2'08.335	25.251 41.565 29.159 32.360 271.3
8	2'08.922	25.162 41.384 29.132 33.244 271.3
9	2'10.186	* 25.592 41.993* 29.512* 33.089 270.0
10	2'18.132	P 25.610 41.590 29.386 41.546 271.3
11	9'49.795	27.502 42.484 29.696 41.429 268.6
12	2'07.929	25.420 41.206 29.083 32.220 270.0
13	2'07.084	25.153 40.891 28.917 32.123 272.0
14	2'07.539	25.021 41.147 28.867 32.504 274.8
15	2'06.947	24.972 41.017 28.777 32.181 272.0

## 20th 96 Jake DIXON Sama Qatar Angel Ni GBR

Runs=2	Total laps=13	Full laps=8
1	2'31.806	30.831 44.587 30.173 33.722 262.7
2	2'09.599	25.403 42.027 29.076 33.093 266.0
3	2'08.122	25.249 41.307 29.082 32.484 264.7
4	2'10.414	* 24.994 43.722* 29.197 32.501 256.5
5	2'07.153	24.857 41.128 28.795 32.373 265.3
6	2'17.342	* 27.965 41.552* 33.621 34.204 264.0
7	2'06.971	24.898 41.172 28.728 32.173 266.0
8	2'19.425	P 24.814 41.290 28.926 44.395 266.6
9	14'26.022	27.171 42.404 33.915 32.946 260.8
10	2'20.147	24.983 44.548 38.050 32.566 264.0
11	2'07.291	24.842 41.294 28.929 32.226 267.3
12	2'07.135	24.878 41.233 28.901 32.123 269.3
13	2'06.998	24.986 41.153 28.711 32.148 266.0

## 21st 5 Andrea LOCATELLI Italtrans Racing Team ITA

Runs=2	Total laps=16	Full laps=10
1	3'05.173	29.028 43.293 30.312 33.060 267.9
2	2'09.462	25.617 41.735 29.511 32.599 270.0
3	2'09.053	25.462 41.641 29.248 32.702 270.0
4	2'07.720	24.835 41.227 29.039 32.619 268.6
5	2'17.601	29.559 41.877 31.169 34.996 271.3
6	2'08.118	* 24.911 41.479* 28.915 32.813 273.4
7	2'19.078	P 24.871 41.345 29.981 42.881 272.0
8	7'38.386	* 28.792 42.021* 29.249* 32.415 269.3
9	2'10.094	* 26.61* 42.042 29.111 32.328 267.3
10	2'07.795	25.117 41.489 29.019 32.170 268.6
11	2'08.394	25.363 41.522 29.065 32.444 269.3
12	2'08.085	* 25.086 41.373* 29.014 32.612 271.3

## 22nd 72 Marco BEZZECCHI Red Bull KTM Tech 3 ITA

Runs=2	Total laps=14	Full laps=11
1	2'36.149	27.462 46.164 31.682 41.893 260.8
2	2'10.843	26.006 42.115 29.717 33.005 267.3
3	2'09.007	25.235 41.769 29.315 32.688 266.0
4	2'08.293	25.212 41.502 29.041 32.538 263.4
5	2'15.694	24.911 45.632 32.717 32.434 262.1
6	2'07.884	24.992 41.711 28.827 32.354 267.3
7	2'07.403	24.872 41.505 28.857 32.169 267.3
8	2'20.275	24.877 42.293 40.249 32.856 266.0
9	2'20.145	P 24.959 42.401 30.842 41.943 266.0
10	11'49.921	32.180 45.469 34.430 33.183 200.3
11	2'07.826	24.977 41.521 28.957 32.371 264.0
12	2'09.749	26.633 41.941 29.001 32.174 262.1
13	2'07.071	24.902 41.268 28.765 32.136 267.9
14	2'07.070	24.877 41.061 28.976 32.156 270.0

## 23rd 11 Nicolo BULEGA SKY Racing Team VR ITA

Runs=2	Total laps=16	Full laps=12
1	2'40.403	29.672 45.040 30.793 33.690 264.7
2	2'09.898	25.803 42.086 29.330 32.679 274.1
3	2'08.916	25.222 41.953 29.204 32.537 278.3
4	2'08.353	* 25.040 41.852* 29.287 32.174 273.4
5	2'07.112	24.962 41.204 28.842 32.104 274.8
6	2'19.530	36.999 41.340 28.939 32.252 272.7
7	2'11.068	24.864 41.366 29.153 35.685 272.7
8	2'07.271	25.039 41.117 28.875 32.240 273.4
9	2'07.524	24.713 41.248 29.156 32.407 273.4
10	2'07.340	24.827 41.307 29.081 32.125 270.0
11	2'07.639	24.918 41.492 28.937 32.292 270.0
12	2'22.729	P 25.919 43.627 30.414 42.769 260.8
13	7'12.808	45.167 42.978 32.086 47.466 266.6
14	2'07.520	24.967 41.477 28.844 32.232 271.3
15	2'07.135	24.848 41.288 28.754 32.245 270.0
16	2'07.407	24.843 41.296 28.843 32.425 270.0

## 24th 88 Jorge MARTIN Red Bull KTM Ajo SPA

Runs=2	Total laps=14	Full laps=10
1	2'46.629	28.289 44.057 30.428 33.187 263.4
2	2'10.068	25.823 42.045 29.378 32.822 271.3
3	2'09.619	25.572 41.748 30.021 32.278 269.3
4	2'08.485	25.062 41.770 29.336 32.317 263.4
5	2'08.599	25.004 41.831 29.498 32.266 267.9
6	2'08.131	25.162 41.449 29.131 32.389 267.3
7	2'07.620	25.037 41.443 28.906 32.234 265.3
8	2'18.042	P 25.090 41.796 29.371 41.785 264.0
9	12'45.345	* 26.509 41.986* 29.438 32.734 264.0
10	2'08.606	25.446 41.901 29.030 32.229 266.0
11	2'07.267	24.990 41.235 28.941 32.101 266.0
12	2'12.763	* 29.53* 40.593* 30.054 32.582 269.3
13	2'08.034	25.004 41.563 29.130 32.337 266.0

**Fastest Lap:** Fabio DI GIANNANTONIO Campetella Speed Up ITA 2'05.777 24.618 40.855 28.511 31.793

These data/results cannot be reproduced, stored and/or transmitted in whole or in part by any manner of electronic, mechanical, photocopying, recording, broadcasting or otherwise now known or herein after developed without the previous express consent by the copyright owner, except for reproduction in daily press and regular printed publications on sale to the public within 60 days of the event related to those data/results and always provided that copyright symbol appears together as follows below.  
© DORNA, 2019

## Free Practice Nr. 1

## Moto2

Lap	Lap Time	T1	T2	T3	T4	Speed	Lap	Lap Time	T1	T2	T3	T4	Speed		
14	<b>2'07.834</b>	25.089	41.439	29.093	32.213	265.3	1	2'36.382	26.412	45.098	32.232	41.881	264.7		
<b>25th</b>	<b>33</b>	<b>Enea BASTIANINI</b>					Italtrans Racing Team	ITA	2	<b>2'12.440</b>	26.494	42.921	29.895	33.130	<b>270.6</b>
		Runs=2	Total laps=14	Full laps=9				3	<b>2'12.392</b>	25.812	42.033	31.582	32.965	268.6	
1	3'15.910	28.550	45.530	30.737	33.989	266.0	4	<b>2'09.710</b>	25.601	41.784	29.719	32.606	268.6		
2	<b>2'11.305</b>	26.040	42.507	29.799	32.959	269.3	5	<b>2'08.812</b>	25.278	41.672	29.389	32.473	269.3		
3	2'09.620 *	25.514	42.142	29.399	32.565*	269.3	6	<b>2'09.228</b>	25.116	42.004	29.456	32.652	268.6		
4	2'09.698 *	25.18*	41.869	30.111	32.530	269.3	7	<b>2'08.578</b>	<b>25.085</b>	41.848	29.200	<b>32.445</b>	269.3		
5	<b>2'08.607</b>	25.097	41.891	29.228	32.391	268.6	8	2'31.715 P	38.160	43.252	29.974	40.329	257.7		
6	<b>2'08.219</b>	25.058	41.519	29.318	32.324	<b>270.6</b>	9	12'49.373	26.809	42.268	29.495	32.831	265.3		
7	<b>2'10.239</b>	25.030	42.848	29.628	32.733	268.6	10	<b>2'09.678</b>	25.421	41.906	29.783	32.568	266.6		
8	<b>2'08.254</b>	24.966	41.672	29.254	32.362	270.0	11	<b>2'08.745</b>	25.290	41.678	29.200	32.577	267.3		
9	<b>2'07.877</b>	<b>24.828</b>	41.558	29.143	32.348	270.0	12	<b>2'08.448</b>	25.124	41.631	29.235	32.458	267.3		
10	<b>2'11.202</b>	26.449	43.078	29.228	32.447	266.6	13	2'13.740 *	28.584	41.625*	31.062	32.469	266.0		
11	<b>2'07.563</b>	24.964	41.407	<b>28.979</b>	<b>32.213</b>	270.6	14	<b>2'08.842</b>	25.093	<b>41.535</b>	<b>28.999</b>	33.215	268.6		
12	2'17.763 P	24.938	<b>41.386</b>	29.569	41.870	270.0	<b>29th</b>	<b>38</b>	<b>Bradley SMITH</b>					Petronas Sprinta Raci	GBR
13	11'21.758	26.668	46.910	30.189	32.800	267.3			Runs=2	Total laps=13	Full laps=10				
14	<b>2'11.093</b>	25.033	41.809	29.258	34.993	267.9	1	2'35.849	29.475	46.888	31.719	35.422	239.4		
<b>26th</b>	<b>16</b>	<b>Joe ROBERTS</b>					American Racing KT	USA	2	<b>2'13.340</b>	26.582	43.091	29.973	33.694	267.3
		Runs=2	Total laps=15	Full laps=12				3	<b>2'12.474</b>	25.933	42.852	30.364	33.325	<b>274.1</b>	
1	2'24.073	29.204	44.862	31.387	35.147	261.5	4	<b>2'10.542</b>	25.514	42.320	29.682	33.026	270.6		
2	<b>2'11.552</b>	26.437	42.639	29.567	32.909	<b>266.6</b>	5	<b>2'09.653</b>	25.537	42.082	29.268	32.766	270.6		
3	<b>2'09.956</b>	25.725	42.035	29.249	32.947	266.0	6	<b>2'09.616</b>	25.321	41.698	29.440	33.157	272.0		
4	<b>2'10.256</b>	25.788	42.457	29.399	32.612	257.7	7	<b>2'08.622</b>	25.394	<b>41.591</b>	<b>29.119</b>	<b>32.518</b>	272.7		
5	<b>2'08.999</b>	25.502	41.695	29.162	32.640	262.7	8	<b>2'08.639</b>	<b>25.172</b>	41.686	29.128	32.653	271.3		
6	<b>2'08.840</b>	25.510	41.797	29.071	32.462	264.7	9	2'35.693 P	35.600	45.351	30.540	44.202	238.4		
7	<b>2'09.269</b>	25.563	41.808	29.493	32.405	260.8	10	15'02.672	27.034	43.697	29.740	33.173	267.3		
8	<b>2'08.488</b>	25.345	41.545	29.097	32.501	264.0	11	<b>2'10.587</b>	25.631	42.776	29.373	32.807	268.6		
9	<b>2'08.299</b>	25.268	41.544	29.060	32.427	264.7	12	<b>2'09.213</b>	25.307	41.870	29.262	32.774	270.0		
10	2'20.306 P	25.549	41.791	30.333	42.633	262.1	13	<b>2'09.017</b>	25.391	41.756	29.281	32.589	269.3		
11	10'13.926	28.678	43.045	29.674	32.835	258.9	<b>30th</b>	<b>3</b>	<b>Lukas TULOVIC</b>					Kiefer Racing	GER
12	<b>2'08.369</b>	25.287	41.638	28.952	32.492	262.7			Runs=2	Total laps=15	Full laps=12				
13	<b>2'12.604</b>	25.301	41.748	32.419	33.136	262.1	1	2'42.428	29.366	47.348	32.788	36.233	247.1		
14	<b>2'08.077</b>	<b>25.202</b>	41.635	28.945	<b>32.295</b>	262.7	2	<b>2'19.496</b>	27.642	45.234	31.429	35.191	249.4		
15	<b>2'07.834</b>	25.221	<b>41.388</b>	<b>28.863</b>	32.362	262.7	3	<b>2'16.796</b>	27.199	44.399	30.973	34.225	264.7		
<b>27th</b>	<b>4</b>	<b>Steven ODENDAAL</b>					NTS RW Racing GP	RSA	4	<b>2'14.036</b>	26.168	43.440	30.486	33.942	266.0
		Runs=2	Total laps=14	Full laps=10				5	<b>2'13.799</b>	26.402	43.446	29.959	33.992	266.0	
1	2'43.569	28.971	45.052	31.038	33.881	260.2	6	<b>2'12.666</b>	26.172	43.218	29.913	33.363	264.0		
2	<b>2'12.882</b>	26.391	43.120	30.009	33.362	265.3	7	<b>2'12.239</b>	25.981	42.865	29.982	33.411	265.3		
3	<b>2'10.249</b>	25.679	42.640	29.456	32.474	267.9	8	<b>2'12.095</b>	25.799	42.743	30.332	33.221	266.0		
4	<b>2'09.373</b>	25.136	42.282	29.335	32.620	266.6	9	<b>2'10.773</b>	25.715	42.372	29.602	33.084	267.9		
5	<b>2'08.547</b>	25.232	41.850	29.043	<b>32.422</b>	267.9	10	2'24.739 P	26.682	43.369	30.788	43.900	266.0		
6	<b>2'08.620</b>	25.019	41.776	29.140	32.685	<b>268.6</b>	11	8'41.602	28.230	44.065	30.376	33.447	261.5		
7	<b>2'09.169</b>	25.237	41.726	29.097	33.109	267.9	12	<b>2'14.421</b>	25.755	44.472	30.303	33.891	<b>268.6</b>		
8	<b>2'08.319</b>	25.135	<b>41.613</b>	29.039	32.532	267.9	13	<b>2'10.917</b>	25.676	42.551	29.612	33.078	266.6		
9	2'31.273 P	34.86*	42.638	30.364	43.402	263.4	14	<b>2'10.570</b>	<b>25.485</b>	<b>42.196</b>	29.689	33.200	266.6		
10	11'18.716	27.372	44.076	30.076	33.150	260.2	15	<b>2'10.044</b>	25.572	42.263	<b>29.301</b>	<b>32.908</b>	267.9		
11	<b>2'08.595</b>	25.271	41.833	29.052	32.439	266.0	<b>31st</b>	<b>18</b>	<b>Xavi CARDELUS</b>					Sama Qatar Angel Ni	AND
12	<b>2'08.340</b>	24.927	41.854	29.109	32.450	266.6			Runs=2	Total laps=11	Full laps=8				
13	<b>2'08.537</b>	25.034	41.784	<b>29.005</b>	32.714	265.3	1	2'24.194	27.944	45.239	31.352	34.653	257.1		
14	2'17.466 *	<b>24.924</b>	41.786*	29.328	41.428	267.3	2	<b>2'12.489</b>	26.645	42.656	29.898	33.290	<b>266.6</b>		
<b>28th</b>	<b>65</b>	<b>Philipp OETTL</b>					Red Bull KTM Tech 3	GER	3	18'12.977 *	28.58*	46.014	33.273	39.973	254.7
		Runs=2	Total laps=14	Full laps=10				4	<b>2'16.573</b>	27.097	43.398	32.379	33.699	258.9	
								5	<b>2'12.893</b>	26.527	42.664	30.206	33.496	261.5	

**Fastest Lap:** Fabio DI GIANNANTONIO    Campetella Speed Up    ITA    **2'05.777**    24.618    40.855    28.511    31.793

These data/results cannot be reproduced, stored and/or transmitted in whole or in part by any manner of electronic, mechanical, photocopying, recording, broadcasting or otherwise now known or herein after developed without the previous express consent by the copyright owner, except for reproduction in daily press and regular printed publications on sale to the public within 60 days of the event related to those data/results and always provided that copyright symbol appears together as follows below.  
© DORNA, 2019

# Free Practice Nr. 1

Moto2

Lap	Lap Time	T1	T2	T3	T4	Speed	Lap	Lap Time	T1	T2	T3	T4	Speed
6	<b>2'12.902</b>	26.180	43.060	30.168	33.494	261.5							
7	<b>2'42.497</b>	27.588	54.215	38.041	42.653	213.8							
8	<b>2'12.509</b>	25.924	42.704	30.261	33.620	262.7							
9	2'24.477 *	25.962	47.987*	34.360*	36.168	263.4							
10	<b>2'11.687</b>	25.879	<b>42.428</b>	30.103	33.277	264.0							
11	<b>2'11.056</b>	<b>25.684</b>	42.495	<b>29.615</b>	<b>33.262</b>	263.4							

**32nd 19** **Teppei NAGOE** IDEMITSU Honda Te JPN  
 Runs=2 Total laps=16 Full laps=13

1	2'57.189	30.657	48.833	34.419	37.223	220.8							
2	<b>2'23.428</b>	29.305	45.769	32.318	36.036	259.6							
3	<b>2'18.973</b>	28.203	44.595	31.404	34.771	252.9							
4	<b>2'18.560</b>	27.992	44.731	31.114	34.723	262.7							
5	<b>2'16.489</b>	27.204	43.785	30.413	35.087	264.7							
6	<b>2'15.445</b>	26.894	43.410	30.461	34.680	263.4							
7	<b>2'15.423</b>	27.087	43.304	30.721	34.311	264.7							
8	<b>2'15.065</b>	26.739	43.162	30.851	34.313	265.3							
9	<b>2'14.606</b>	26.591	43.363	30.444	34.208	266.0							
10	<b>2'13.631</b>	26.563	42.836	30.413	33.819	264.7							
11	2'31.332 P	26.660	44.156	31.815	48.701	264.7							
12	6'56.009	32.382	43.963	30.451	33.895	255.3							
13	<b>2'13.058</b>	26.207	43.032	30.192	33.627	<b>269.3</b>							
14	<b>2'13.132</b>	26.532	43.022	<b>30.028</b>	<b>33.550</b>	266.6							
15	<b>2'12.853</b>	<b>26.152</b>	43.081	30.039	33.581	267.3							
16	<b>2'12.846</b>	26.164	<b>42.820</b>	30.059	33.803	265.3							

**Fastest Lap:** Fabio DI GIANNANTONIO Competella Speed Up ITA **2'05.777** 24.618 40.855 28.511 31.793

These data/results cannot be reproduced, stored and/or transmitted in whole or in part by any manner of electronic, mechanical, photocopying, recording, broadcasting or otherwise now known or herein after developed without the previous express consent by the copyright owner, except for reproduction in daily press and regular printed publications on sale to the public within 60 days of the event related to those data/results and always provided that copyright symbol appears together as follows below.  
 © DORNA, 2019

Official MotoGP Timing by TISSOT  
 www.motogp.com

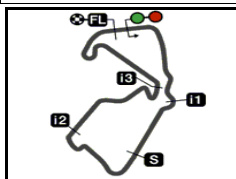
Silverstone, Friday, August 23, 2019

Page 6 of 6





Silverstone Circuit



5900 m.

Results and timing service provided by TISSOT

## GoPro BRITISH GRAND PRIX

## Free Practice Nr. 1

## Best Partial Times

Moto2™

*IT* Ideal Lap Time, sum of the best partial times*BT* Best Lap Time

T1		T2		T3		T4							
Pos	Rider	Time	Rider	Time	Rider	Time	Rider	Time	Pos	Rider	IT	BT	
1	T.NAGASHIMA	24.492	M.PASINI	40.686	R.GARDNER	28.446	A.MARQUEZ	31.696	1	F.DI GIANNAN	2'05.733	2'05.777	(1)
2	R.GARDNER	24.547	T.LUTHI	40.712	F.DI GIANNANTO	28.505	F.DI GIANNANTO	31.793	2	R.GARDNER	2'05.736	2'05.973	(5)
3	J.NAVARRO	24.557	R.GARDNER	40.755	L.MARINI	28.549	J.NAVARRO	31.844	3	J.NAVARRO	2'05.765	2'05.860	(2)
4	F.DI GIANNANTO	24.580	J.NAVARRO	40.797	T.LUTHI	28.558	B.BINDER	31.888	4	A.MARQUEZ	2'05.838	2'05.925	(4)
5	L.MARINI	24.607	T.NAGASHIMA	40.803	J.NAVARRO	28.567	X.VIERGE	31.892	5	T.LUTHI	2'05.850	2'05.913	(3)
6	S.LOWES	24.610	A.MARQUEZ	40.841	L.BALDASSARRI	28.625	B.BENDSNEYDE	31.902	6	M.PASINI	2'06.005	2'06.197	(8)
7	T.LUTHI	24.621	F.DI GIANNANTO	40.855	T.NAGASHIMA	28.627	M.PASINI	31.904	7	L.MARINI	2'06.047	2'06.160	(7)
8	A.MARQUEZ	24.660	L.BALDASSARRI	40.857	A.FERNANDEZ	28.631	D.AEGERTER	31.916	8	T.NAGASHIMA	2'06.086	2'06.463	(12)
9	B.BINDER	24.673	S.LOWES	40.881	A.MARQUEZ	28.641	S.LOWES	31.917	9	L.BALDASSAR	2'06.116	2'06.150	(6)
10	A.FERNANDEZ	24.684	S.CHANTRA	40.891	S.MANZI	28.659	M.SCHROTTER	31.926	10	A.FERNANDEZ	2'06.147	2'06.205	(9)
11	L.BALDASSARRI	24.689	L.MARINI	40.896	I.LECUONA	28.666	A.FERNANDEZ	31.927	11	S.LOWES	2'06.163	2'06.490	(13)
12	N.BULEGA	24.713	A.FERNANDEZ	40.905	M.PASINI	28.668	L.BALDASSARRI	31.945	12	B.BINDER	2'06.265	2'06.380	(10)
13	D.AEGERTER	24.737	B.BINDER	40.933	B.BENDSNEYDE	28.696	T.LUTHI	31.959	13	B.BENDSNEY	2'06.377	2'06.387	(11)
14	M.PASINI	24.747	D.AEGERTER	40.989	J.DIXON	28.711	I.LECUONA	31.960	14	D.AEGERTER	2'06.392	2'06.551	(14)
15	B.BENDSNEYDE	24.771	B.BENDSNEYDE	41.008	D.AEGERTER	28.750	A.LOCATELLI	31.984	15	S.MANZI	2'06.486	2'06.572	(15)
16	S.MANZI	24.775	S.MANZI	41.023	N.BULEGA	28.754	R.GARDNER	31.988	16	I.LECUONA	2'06.508	2'06.614	(16)
17	I.LECUONA	24.785	M.BEZZECCHI	41.061	S.LOWES	28.755	L.MARINI	31.995	17	X.VIERGE	2'06.543	2'06.689	(17)
18	X.VIERGE	24.791	A.LOCATELLI	41.096	X.VIERGE	28.760	S.MANZI	32.029	18	N.BULEGA	2'06.688	2'07.112	(23)
19	J.DIXON	24.814	I.LECUONA	41.097	M.BEZZECCHI	28.765	J.MARTIN	32.101	19	S.CHANTRA	2'06.763	2'06.947	(19)
20	E.BASTIANINI	24.828	M.SCHROTTER	41.098	B.BINDER	28.771	N.BULEGA	32.104	20	J.DIXON	2'06.776	2'06.971	(20)
21	A.LOCATELLI	24.835	X.VIERGE	41.100	S.CHANTRA	28.777	S.CHANTRA	32.123	21	A.LOCATELLI	2'06.807	2'06.974	(21)
22	M.BEZZECCHI	24.872	N.BULEGA	41.117	J.ROBERTS	28.863	J.DIXON	32.123	22	M.SCHROTTE	2'06.823	2'06.823	(18)
23	S.ODENDAAL	24.924	J.DIXON	41.128	M.SCHROTTER	28.869	M.BEZZECCHI	32.136	23	M.BEZZECCHI	2'06.834	2'07.070	(22)
24	M.SCHROTTER	24.930	J.MARTIN	41.235	A.LOCATELLI	28.892	T.NAGASHIMA	32.164	24	J.MARTIN	2'07.232	2'07.267	(24)

These data/results cannot be reproduced, stored and/or transmitted in whole or in part by any manner of electronic, mechanical, photocopying, recording, broadcasting or otherwise now known or herein after developed without the previous express consent by the copyright owner, except for reproduction in daily press and regular printed publications on sale to the public within 60 days of the event related to those data/results and always provided that copyright symbol appears together as follows below.

© DORNA, 2019

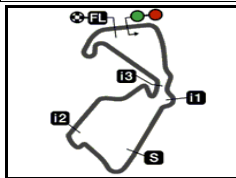
Official MotoGP Timing by TISSOT

www.motogp.com

moto2™



Silverstone Circuit



5900 m.

Results and timing service provided by TISSOT

## GoPro BRITISH GRAND PRIX

### Free Practice Nr. 1

### Best Partial Times

Moto2™

*IT* Ideal Lap Time, sum of the best partial times*BT* Best Lap Time


<b>T1</b>		<b>T2</b>		<b>T3</b>		<b>T4</b>				<i>IT</i>	<i>BT</i>	
<i>Pos</i>	<i>Rider</i>	<i>Time</i>	<i>Rider</i>	<i>Time</i>	<i>Rider</i>	<i>Time</i>	<i>Rider</i>	<i>Time</i>	<i>Pos</i>	<i>Rider</i>		
25	S.CHANTRA	24.972	E.BASTIANINI	41.386	J.MARTIN	28.906	E.BASTIANINI	32.213	25	<b>E.BASTIANINI</b>	2'07.406	2'07.563 (25)
26	<b>J.MARTIN</b>	<b>24.990</b>	<b>J.ROBERTS</b>	<b>41.388</b>	<b>E.BASTIANINI</b>	<b>28.979</b>	<b>J.ROBERTS</b>	<b>32.295</b>	26	<b>J.ROBERTS</b>	2'07.748	2'07.834 (26)
27	P.OETTL	25.085	P.OETTL	41.535	P.OETTL	28.999	S.ODENDAAL	32.422	27	<b>S.ODENDAAL</b>	2'07.964	2'08.319 (27)
28	<b>B.SMITH</b>	<b>25.172</b>	<b>B.SMITH</b>	<b>41.591</b>	<b>S.ODENDAAL</b>	<b>29.005</b>	<b>P.OETTL</b>	<b>32.445</b>	28	<b>P.OETTL</b>	2'08.064	2'08.448 (28)
29	J.ROBERTS	25.202	S.ODENDAAL	41.613	B.SMITH	29.119	B.SMITH	32.518	29	<b>B.SMITH</b>	2'08.400	2'08.622 (29)
30	<b>L.TULOVIC</b>	<b>25.485</b>	<b>L.TULOVIC</b>	<b>42.196</b>	<b>L.TULOVIC</b>	<b>29.301</b>	<b>L.TULOVIC</b>	<b>32.908</b>	30	<b>L.TULOVIC</b>	2'09.890	2'10.044 (30)
31	X.CARDELUS	25.684	X.CARDELUS	42.428	X.CARDELUS	29.615	X.CARDELUS	33.262	31	<b>X.CARDELUS</b>	2'10.989	2'11.056 (31)
32	<b>T.NAGOE</b>	<b>26.152</b>	<b>T.NAGOE</b>	<b>42.820</b>	<b>T.NAGOE</b>	<b>30.028</b>	<b>T.NAGOE</b>	<b>33.550</b>	32	<b>T.NAGOE</b>	2'12.550	2'12.846 (32)

These data/results cannot be reproduced, stored and/or transmitted in whole or in part by any manner of electronic, mechanical, photocopying, recording, broadcasting or otherwise now known or herein after developed without the previous express consent by the copyright owner, except for reproduction in daily press and regular printed publications on sale to the public within 60 days of the event related to those data/results and always provided that copyright symbol appears together as follows below.  
© DORNA, 2019

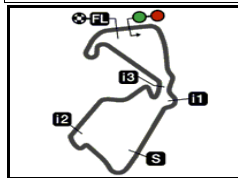
Official MotoGP Timing by TISSOT  
www.motogp.com



Silverstone Circuit

Results and timing service provided by  TISSOT

Moto2™




5900 m.

## GoPro BRITISH GRAND PRIX

## Free Practice Nr. 1

## Fastest Laps Sequence

<i>Practice Time</i>	 <i>Rider</i>	<i>Nation</i>	<i>Motorcycle</i>	<i>Time</i>	<i>Km/h</i>	<i>Rider's Lap</i>
4'34.855	10 Luca MARINI	ITA	KALEX	2'11.055	162.0	2
4'41.405	96 Jake DIXON	GBR	KTM	2'09.599	163.8	2
4'43.953	22 Sam LOWES	GBR	KALEX	2'08.596	165.1	2
6'49.527	96 Jake DIXON	GBR	KTM	2'08.122	165.7	3
6'51.153	22 Sam LOWES	GBR	KALEX	2'07.200	166.9	3
8'58.042	22 Sam LOWES	GBR	KALEX	2'06.889	167.3	4
8'58.436	12 Thomas LUTHI	SWI	KALEX	2'06.401	168.0	4
15'33.610	41 Brad BINDER	RSA	KTM	2'06.380	168.0	7
16'02.241	54 Mattia PASINI	ITA	KALEX	2'06.197	168.3	7
36'39.385	10 Luca MARINI	ITA	KALEX	2'06.160	168.3	14
36'40.855	21 Fabio DI GIANNANTONI	ITA	SPEED UP	2'05.777	168.8	12

These data/results cannot be reproduced, stored and/or transmitted in whole or in part by any manner of electronic, mechanical, photocopying, recording, broadcasting or otherwise now known or herein after developed without the previous express consent by the copyright owner, except for reproduction in daily press and regular printed publications on sale to the public within 60 days of the event related to those data/results and always provided that copyright symbol appears together as follows below.

© DORNA, 2019

Official MotoGP Timing by TISSOT  
www.motogp.com

Silverstone, Friday, August 23, 2019