

Results and timing service provided by TISSOT

Moto2™

GoPro BRITISH GRAND PRIX

Race

Classification after 18 laps = 106.2 km

29

Pos		Rider	Nation	Team	Motorcycle	Total Time	Km/h	Gap
1	25	40 Augusto FERNANDEZ	SPA	FLEXBOX HP 40	KALEX	37'41.833	169.0	
2	20	9 Jorge NAVARRO	SPA	Competella Speed Up	SPEED UP	37'42.322	168.9	0.489
3	16	41 Brad BINDER	RSA	Red Bull KTM Ajo	KTM	37'42.404	168.9	0.571
4	13	87 Remy GARDNER	AUS	ONEXO TKKR SAG Team	KALEX	37'42.571	168.9	0.738
5	11	45 Tetsuta NAGASHIMA	JPN	ONEXO TKKR SAG Team	KALEX	37'45.109	168.7	3.276
6	10	21 Fabio DI GIANNANTONIO	ITA	Competella Speed Up	SPEED UP	37'50.898	168.3	9.065
7	9	7 Lorenzo BALDASSARRI	ITA	FLEXBOX HP 40	KALEX	37'50.941	168.3	9.108
8	8	12 Thomas LUTHI	SWI	Dynavolt Intact GP	KALEX	37'51.188	168.3	9.355
9	7	10 Luca MARINI	ITA	SKY Racing Team VR46	KALEX	37'54.952	168.0	13.119
10	6	97 Xavi VIERGE	SPA	EG 0,0 Marc VDS	KALEX	37'55.586	168.0	13.753
11	5	27 Iker LECUONA	SPA	American Racing KTM	KTM	37'58.159	167.8	16.326
12	4	88 Jorge MARTIN	SPA	Red Bull KTM Ajo	KTM	37'58.215	167.8	16.382
13	3	54 Mattia PASINI	ITA	Tasca Racing Scuderia Moto2	KALEX	37'58.662	167.7	16.829
14	2	23 Marcel SCHROTTER	GER	Dynavolt Intact GP	KALEX	37'59.676	167.7	17.843
15	1	5 Andrea LOCATELLI	ITA	Italtrans Racing Team	KALEX	38'01.669	167.5	19.836
16		35 Somkiat CHANTRA	THA	IDEMITSU Honda Team Asia	KALEX	38'02.753	167.4	20.920
17		62 Stefano MANZI	ITA	MV Agusta Temporary Forward	MV AGUSTA	38'02.992	167.4	21.159
18		77 Dominique AEGERTER	SWI	MV Agusta Temporary Forward	MV AGUSTA	38'04.579	167.3	22.746
19		72 Marco BEZZECCHI	ITA	Red Bull KTM Tech 3	KTM	38'05.199	167.3	23.366
20		11 Nicolo BULEGA	ITA	SKY Racing Team VR46	KALEX	38'05.540	167.2	23.707
21		64 Bo BENDSNEYDER	NED	NTS RW Racing GP	NTS	38'05.739	167.2	23.906
22		16 Joe ROBERTS	USA	American Racing KTM	KTM	38'10.751	166.8	28.918
23		96 Jake DIXON	GBR	Sama Qatar Angel Nieto Team	KTM	38'13.324	166.7	31.491
24		65 Philipp OETTL	GER	Red Bull KTM Tech 3	KTM	38'22.374	166.0	40.541
25		4 Steven ODENDAAL	RSA	NTS RW Racing GP	NTS	38'29.310	165.5	47.477
26		3 Lukas TULOVIC	GER	Kiefer Racing	KTM	38'35.446	165.1	53.613
27		18 Xavi CARDELUS	AND	Sama Qatar Angel Nieto Team	KTM	38'39.502	164.8	57.669
28		19 Teppei NAGOE	JPN	IDEMITSU Honda Team Asia	KALEX	38'41.613	164.6	59.780
Not classified								
		22 Sam LOWES	GBR	Federal Oil Gresini Moto2	KALEX	35'50.689	167.8	1 lap
		38 Bradley SMITH	GBR	Petronas Sprinta Racing	KALEX	17'03.336	166.0	10 laps
		73 Alex MARQUEZ	SPA	EG 0,0 Marc VDS	KALEX	10'29.475	168.7	13 laps

The results are provisional until the end of the limit for protest and appeals.

Time limit for protest expires 30' after publication of the results - Time:

These data/results cannot be reproduced, stored and/or transmitted in whole or in part by any manner of electronic, mechanical, photocopying, recording, broadcasting or otherwise now known or herein after developed without the previous express consent by the copyright owner, except for reproduction in daily press and regular printed publications on sale to the public within 60 days of the event related to those data/results and always provided that copyright symbol appears together as follows below.

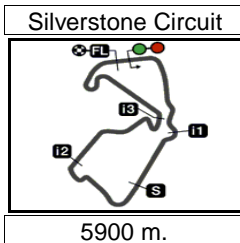
© DORNA, 2019

Official MotoGP Timing by TISSOT
www.motogp.com

Silverstone, Sunday, August 25, 2019

Page 1 of 2





Results and timing service provided by **TISSOT**

Moto2™

GoPro BRITISH GRAND PRIX

Race

Classification after 18 laps = 106.2 km

29

Pos	Rider	Nation	Team	Motorcycle	Total Time	Km/h	Gap
-----	-------	--------	------	------------	------------	------	-----

Race condition: Dry

Air: 32°

Humidity: 27%

Ground: 45°

Pole Position:

Fastest Lap (New record):

Best Race Lap:

All Time Lap Record:

	Alex MARQUEZ	2'04.374	170.7 Km/h
Lap 17	Augusto FERNANDEZ	2'04.835	170.1 Km/h
2017	Franco MORBIDELLI	2'06.690	167.6 Km/h
2019	Alex MARQUEZ	2'04.374	170.7 Km/h

14:15'17

14:28'19

14:31'17

14:32'27 -

14:43'46 Alex MARQUEZ

14:50'38 Bradley SMITH

15:08'29 Sam LOWES

SIGHTING LAP START

WARM UP LAP START

RACE START

No jump start

crashed out - Rider OK

crashed out - Rider OK

crashed out - Rider OK

The results are provisional until the end of the limit for protest and appeals.

Time limit for protest expires 30' after publication of the results - Time:

These data/results cannot be reproduced, stored and/or transmitted in whole or in part by any manner of electronic, mechanical, photocopying, recording, broadcasting or otherwise now known or herein after developed without the previous express consent by the copyright owner, except for reproduction in daily press and regular printed publications on sale to the public within 60 days of the event related to those data/results and always provided that copyright symbol appears together as follows below.

© DORNA, 2019

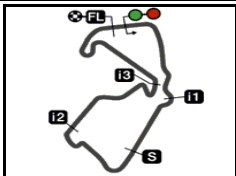
Official MotoGP Timing by **TISSOT**
www.motogp.com

Silverstone, Sunday, August 25, 2019

Page 2 of 2



Silverstone Circuit



5900 m.

Results and timing service provided by TISSOT

GoPro BRITISH GRAND PRIX

Moto2™

World Championship Classification

30

Rider		Points	Leader	Previous	QAT	ARG	AME	SPA	FRA	ITA	CAT	NED	GER	CZE	AUT	GBR	RSM	ARA	THA	JPN	AUS	MAL	VAL
1	MARQUEZ Alex	SPA	181		9	16	11	0	25	25	25	-	25	25	20	-							
2	FERNANDEZ Augusto	SPA	146	35	35	11	-	-	16	16	11	13	25	10	8	11	25						
3	LUTHI Thomas	SWI	146	35	0	20	-	25	13	10	16	20	13	11	-	10	8						
4	NAVARRO Jorge	SPA	146	35	0	-	8	16	20	20	9	16	-	8	13	16	20						
5	BINDER Brad	RSA	125	56	21	4	10	-	11	13	1	5	20	20	-	25	16						
6	BALDASSARRI Lorenzo	ITA	124	57	1	25	25	-	25	-	13	-	-	9	5	13	9						
7	SCHROTTER Marcel	GER	116	65	8	16	11	20	1	8	8	9	8	16	10	7	2						
8	MARINI Luca	ITA	108	73	8	8	9	10	8	3	20	10	16	6	11	-	7						
9	BASTIANINI Enea	ITA	74	107	34	7	7	7	5	9	10	11	-	2	16	-	-						
10	DI GIANNANTONIO Fabio	ITA	69	112	5	5	-	-	4	4	6	-	5	13	20	2	10						
11	NAGASHIMA Tetsuta	JPN	63	118	6	-	4	4	9	5	2	6	11	4	7	-	11						
12	GARDNER Remy	AUS	57	124	6	13	20	5	-	-	3	-	-	3	0	-	13						
13	LECUONA Iker	SPA	46	135	11	-	13	-	6	7	-	-	1	-	6	8	5						
14	VIERGE Xavi	SPA	45	136	1	6	-	-	10	11	4	8	-	-	0	-	6						
15	LOCATELLI Andrea	ITA	39	142	6	3	5	6	2	-	0	4	10	1	2	5	1						
16	LOWES Sam	GBR	38	143	1	10	-	9	-	-	7	7	-	5	-	0	-						
17	BULEGA Nicolo	ITA	28	153	10	-	-	-	7	6	-	3	-	0	9	3	0						
18	PASINI Mattia	ITA	27	154	1	-	-	13	-	-	5	-	-	-	-	6	3						
19	MARTIN Jorge	SPA	26	155	1	1	-	1	-	0	0	1	-	7	3	9	4						
20	AEGERTER Dominique	SWI	12	169	14	0	0	2	3	-	0	0	7	0	0	0	0						
21	CHANTRA Somkiat	THA	11	170	1	-	6	0	0	-	-	0	-	-	1	4	0						
22	MANZI Stefano	ITA	10	171	1	0	-	-	0	1	-	-	9	0	0	0	0						
23	CORSI Simone	ITA	10	171	0	0	-	8	-	-	-	2	-	0	-	-	-						
24	BEZZECCHI Marco	ITA	10	171	0	0	0	-	0	0	0	0	6	0	4	0	0						
25	BENDSNEYDER Bo	NED	6	175	4	0	2	3	0	-	0	0	-	0	0	1	0						

These data/results cannot be reproduced, stored and/or transmitted in whole or in part by any manner of electronic, mechanical, photocopying, recording, broadcasting or otherwise now known or herein after developed without the previous express consent by the copyright owner, except for reproduction in daily press and regular printed publications on sale to the public within 60 days of the event related to those data/results and always provided that copyright symbol appears together as follows below.
© DORNA, 2019

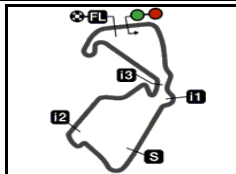
Official MotoGP Timing by TISSOT
www.motogp.com

Silverstone, Sunday, August 25, 2019

Page 1 of 3

moto2™





5900 m.

GoPro BRITISH GRAND PRIX

Moto2™

World Championship Classification

30

Rider		Points	Leader	Previous	QAT	ARG	AME	SPA	FRA	ITA	CAT	NED	GER	CZE	AUT	GBR	RSM	ARA	THA	JPN	AUS	MAL	VAL	
26 DIXON Jake	GBR	4	177	2	-	0	-	-	0	-	-	4	-	0	0	0								
27 ROBERTS Joe	USA	4	177	0	0	0	-	0	2	-	0	2	0	-	0	0								
28 TULOVIC Lukas	GER	3	178	1	0	0	0	0	0	0	0	3	0	-	0	0								
29 PAWI Khairul Idham	MAL	3	178	0	0	3	0	-	-	-	-	-	-	-	-	-								
30 RAFFIN Jesko	SWI	3	178	0	2	1	0	-	-	-	-	-	-	-	-	-								
31 ODENDAAL Steven	RSA	0	181	3	-	-	-	0	-	0	0	0	0	0	0	0								
32 FOLGER Jonas	GER	0	181	0	-	-	-	-	-	-	0	0	0	0	0	0								
33 OETTL Philipp	GER	0	181	0	0	0	0	0	0	0	-	-	-	0	0	0								
34 CARDELUS Xavi	AND	0	181	0	0	0	-	0	-	0	0	0	0	0	0	0								
35 EKKY PRATAMA Dimas	INA	0	181	0	0	0	0	-	-	0	0	-	-	-	-	-								
36 RUIU Gabriele	ITA	0	181	0	-	-	0	-	-	-	-	-	-	-	-	-								
37 NAGOE Teppei	JPN	0	181	0	-	-	-	-	-	-	-	-	-	-	0	0								

Constructor		Points	Leader	Previous	QAT	ARG	AME	SPA	FRA	ITA	CAT	NED	GER	CZE	AUT	GBR	RSM	ARA	THA	JPN	AUS	MAL	VAL	
1 KALEX		295			25	25	25	25	25	25	25	25	25	25	20	25								
2 SPEED UP		168	127	127	5	8	16	20	20	9	16	5	13	20	16	20								
3 KTM		135	160	33	4	13	1	11	13	1	5	20	20	6	25	16								
4 MV AGUSTA		15	280	120	-	-	2	3	1	-	-	9	-	-	-	-								
5 NTS		8	287	7	2	2	3	-	-	-	-	-	-	-	1	-								

Team		Points	Leader	Previous	QAT	ARG	AME	SPA	FRA	ITA	CAT	NED	GER	CZE	AUT	GBR	RSM	ARA	THA	JPN	AUS	MAL	VAL	
1 FLEXBOX HP 40		283			36	25	13	41	16	24	13	25	19	13	24	34								
2 DYNAVOLT INTACT GP		262	21	21	36	11	45	14	18	24	29	21	27	10	17	10								
3 EG 0,0 MARC VDS		226	57	36	15	16	11	10	36	29	33	-	25	25	20	6								

These data/results cannot be reproduced, stored and/or transmitted in whole or in part by any manner of electronic, mechanical, photocopying, recording, broadcasting or otherwise now known or herein after developed without the previous express consent by the copyright owner, except for reproduction in daily press and regular printed publications on sale to the public within 60 days of the event related to those data/results and always provided that copyright symbol appears together as follows below.
© DORNA, 2019

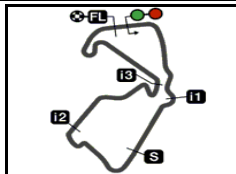
Official MotoGP Timing by TISSOT
www.motogp.com

Silverstone, Sunday, August 25, 2019

Page 2 of 3







5900 m.

GoPro BRITISH GRAND PRIX

Moto2™

World Championship Classification

30

Team	Points	Leader	Previous	QAT	ARG	AME	SPA	FRA	ITA	CAT	NED	GER	CZE	AUT	GBR	RSM	ARA	THA	JPN	AUS	MAL	VAL	
4 CAMPETELLA SPEED UP	215	68	11	5	8	16	24	24	15	16	5	21	33	18	30								
5 RED BULL KTM AJO	151	132	64	5	10	1	11	13	1	6	20	27	3	34	20								
6 SKY RACING TEAM VR46	136	147	15	8	9	10	15	9	20	13	16	6	20	3	7								
7 ONEXO TKKR SAG TEAM	120	163	16	13	24	9	9	5	5	6	11	7	7	-	24								
8 ITALTRANS RACING TEAM	113	170	7	10	12	13	7	9	10	15	10	3	18	5	1								
9 AMERICAN RACING KTM	50	233	63	-	13	-	6	9	-	-	3	-	6	8	5								
10 FEDERAL OIL GRESINI MOTO2	38	245	12	10	-	9	-	-	7	7	-	5	-	-	-								
11 MV AGUSTA TEMPORARY FORWARD	22	261	16	-	-	2	3	1	-	-	16	-	-	-	-								
12 TASCA RACING SCUDERIA MOTO2	19	264	3	-	-	8	-	-	-	2	-	-	-	6	3								
13 IDEMITSU HONDA TEAM ASIA	11	272	8	-	6	-	-	-	-	-	-	-	1	4	-								
14 RED BULL KTM TECH 3	10	273	1	-	-	-	-	-	-	-	6	-	4	-	-								
15 NTS RW RACING GP	9	274	1	2	3	3	-	-	-	-	-	-	-	1	-								
16 PETRONAS SPRINTA RACING	8	275	1	-	3	-	-	-	5	-	-	-	-	-	-								
17 SAMA QATAR ANGEL NIETO TEAM	4	279	4	-	-	-	-	-	-	-	4	-	-	-	-								
18 KIEFER RACING	3	280	1	-	-	-	-	-	-	-	3	-	-	-	-								

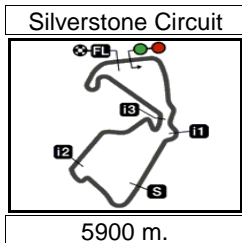
These data/results cannot be reproduced, stored and/or transmitted in whole or in part by any manner of electronic, mechanical, photocopying, recording, broadcasting or otherwise now known or herein after developed without the previous express consent by the copyright owner, except for reproduction in daily press and regular printed publications on sale to the public within 60 days of the event related to those data/results and always provided that copyright symbol appears together as follows below.
© DORNA, 2019

Official MotoGP Timing by TISSOT
www.motogp.com

Silverstone, Sunday, August 25, 2019

Page 3 of 3





Results and timing service provided by TISSOT

Moto2™

GoPro BRITISH GRAND PRIX
Race
Lap Chart

31

Pos	1	2	3	4	5	6	7	8	9	10	11	12	13	14	15	16	17	18	19	20	21	22	23	24	25	26	27	28	29	30	31
Grid	73	9	40	87	97	10	45	41	22	21	11	12	23	54	27	5	62	7	88	77	64	35	96	72	65	3	4	38	19	18	16



1	73	9	97	87	41	40	21	10	45	22	12	27	54	7	23	5	62	11	64	88	77	72	96	38	35	4	16	65	3	19	18
2	73	9	97	87	21	40	41	45	10	22	12	54	27	7	23	62	5	88	11	77	72	64	96	35	38	16	4	65	3	18	19
3	73	9	87	41	40	97	21	45	10	12	22	54	7	27	23	88	62	5	11	77	72	64	35	96	38	16	4	65	3	18	19
4	73	9	87	41	40	21	45	97	12	10	54	22	7	27	23	88	5	62	11	72	35	77	64	96	16	38	4	65	3	18	19
5	73	9	87	41	40	45	21	97	12	54	10	22	7	27	88	23	5	62	72	11	35	77	64	96	16	38	65	4	18	3	19
6	9	41	40	87	45	21	97	12	54	10	7	22	27	88	23	5	62	72	11	35	77	64	96	16	38	65	4	18	3	19	
7	9	41	40	87	45	21	12	7	54	97	22	27	10	88	5	23	62	72	35	77	11	64	96	16	38	65	4	18	19	3	
8	9	41	40	87	45	21	12	7	54	97	27	10	22	88	5	23	62	72	35	77	11	64	96	16	38	65	4	18	19	3	
9	9	41	40	87	45	21	12	7	54	97	10	27	22	88	5	23	62	72	35	77	11	64	96	16	65	4	18	19	3		
10	9	41	40	87	45	21	12	7	97	54	10	27	22	88	5	23	62	72	35	77	11	64	96	16	65	4	18	19	3		
L	11	9	41	40	87	45	21	12	7	97	54	10	27	22	88	5	23	62	72	77	35	11	64	96	16	65	4	18	19	3	
a	12	41	9	40	87	45	21	12	7	97	54	10	27	22	88	23	5	62	72	77	35	11	64	96	16	65	4	18	3	19	
P	13	41	9	40	87	45	21	7	12	97	54	10	27	22	88	23	5	62	72	77	35	11	64	16	96	65	4	3	18	19	
S	14	41	9	40	87	45	21	7	12	54	97	10	27	22	88	23	62	5	35	72	77	11	64	16	96	65	4	3	18	19	
15	9	40	41	87	45	21	7	12	10	97	54	27	22	88	23	62	5	35	72	77	11	64	16	96	65	4	3	18	19		
16	9	41	40	87	45	21	7	12	10	97	54	27	22	88	23	5	62	35	77	72	11	64	16	96	65	4	3	18	19		
17	9	40	87	41	45	7	21	12	10	97	22	54	27	88	23	5	62	35	77	72	11	64	16	96	65	4	3	18	19		
18	40	9	41	87	45	21	7	12	10	97	27	88	54	23	5	35	62	77	72	11	64	16	96	65	4	3	18	19			

Winner Lapped rider

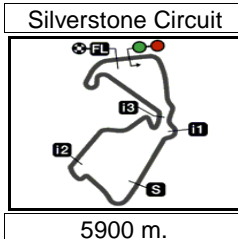
These data/results cannot be reproduced, stored and/or transmitted in whole or in part by any manner of electronic, mechanical, photocopying, recording, broadcasting or otherwise now known or herein after developed without the previous express consent by the copyright owner, except for reproduction in daily press and regular printed publications on sale to the public within 60 days of the event related to those data/results and always provided that copyright symbol appears together as follows below.

© DORNA, 2019

Official MotoGP Timing by TISSOT
 www.motogp.com

Silverstone, Sunday, August 25, 2019





GoPro BRITISH GRAND PRIX

Race

Fastest Lap of Each Rider

32

	Rider	Nation	Team	Motorcycle	Time	Lap Total	Gap
1	40 Augusto FERNANDEZ	SPA	FLEXBOX HP 40	KALEX	2'04.835	17 18	
2	41 Brad BINDER	RSA	Red Bull KTM Ajo	KTM	2'04.994	10 18	0.159 0.159
3	45 Tetsuta NAGASHIMA	JPN	ONEXOX TKKR SAG Team	KALEX	2'05.037	6 18	0.202 0.043
4	87 Remy GARDNER	AUS	ONEXOX TKKR SAG Team	KALEX	2'05.078	16 18	0.243 0.041
5	9 Jorge NAVARRO	SPA	Campetella Speed Up	SPEED UP	2'05.150	10 18	0.315 0.072
6	73 Alex MARQUEZ	SPA	EG 0,0 Marc VDS	KALEX	2'05.246	2 5	0.411 0.096
7	21 Fabio DI GIANNANTONIO	ITA	Campetella Speed Up	SPEED UP	2'05.331	2 18	0.496 0.085
8	7 Lorenzo BALDASSARRI	ITA	FLEXBOX HP 40	KALEX	2'05.342	15 18	0.507 0.011
9	10 Luca MARINI	ITA	SKY Racing Team VR46	KALEX	2'05.378	18 18	0.543 0.036
10	12 Thomas LUTHI	SWI	Dynavolt Intact GP	KALEX	2'05.392	10 18	0.557 0.014
11	22 Sam LOWES	GBR	Federal Oil Gresini Moto2	KALEX	2'05.575	12 17	0.740 0.183
12	97 Xavi VIERGE	SPA	EG 0,0 Marc VDS	KALEX	2'05.674	9 18	0.839 0.099
13	27 Iker LECUONA	SPA	American Racing KTM	KTM	2'05.686	11 18	0.851 0.012
14	54 Mattia PASINI	ITA	Tasca Racing Scuderia Moto2	KALEX	2'05.799	11 18	0.964 0.113
15	23 Marcel SCHROTTER	GER	Dynavolt Intact GP	KALEX	2'05.804	15 18	0.969 0.005
16	35 Somkiat CHANTRA	THA	IDEMITSU Honda Team Asia	KALEX	2'05.827	15 18	0.992 0.023
17	88 Jorge MARTIN	SPA	Red Bull KTM Ajo	KTM	2'05.855	11 18	1.020 0.028
18	72 Marco BEZZECCHI	ITA	Red Bull KTM Tech 3	KTM	2'05.957	12 18	1.122 0.102
19	5 Andrea LOCATELLI	ITA	Italtrans Racing Team	KALEX	2'06.084	11 18	1.249 0.127
20	64 Bo BENDSNEYDER	NED	NTS RW Racing GP	NTS	2'06.106	16 18	1.271 0.022
21	77 Dominique AEGERTER	SWI	MV Agusta Temporary Forward	MV AGUSTA	2'06.108	12 18	1.273 0.002
22	11 Nicolo BULEGA	ITA	SKY Racing Team VR46	KALEX	2'06.109	4 18	1.274 0.001
23	62 Stefano MANZI	ITA	MV Agusta Temporary Forward	MV AGUSTA	2'06.114	12 18	1.279 0.005
24	16 Joe ROBERTS	USA	American Racing KTM	KTM	2'06.359	7 18	1.524 0.245
25	38 Bradley SMITH	GBR	Petronas Sprinta Racing	KALEX	2'06.444	8 8	1.609 0.085
26	96 Jake DIXON	GBR	Sama Qatar Angel Nieto Team	KTM	2'06.506	4 18	1.671 0.062
27	65 Philipp OETTL	GER	Red Bull KTM Tech 3	KTM	2'06.934	5 18	2.099 0.428
28	4 Steven ODENDAAL	RSA	NTS RW Racing GP	NTS	2'07.364	3 18	2.529 0.430
29	3 Lukas TULOVIC	GER	Kiefer Racing	KTM	2'07.462	10 18	2.627 0.098
30	18 Xavi CARDELUS	AND	Sama Qatar Angel Nieto Team	KTM	2'07.819	4 18	2.984 0.357
31	19 Tepepei NAGOE	JPN	IDEMITSU Honda Team Asia	KALEX	2'07.868	3 18	3.033 0.049

These data/results cannot be reproduced, stored and/or transmitted in whole or in part by any manner of electronic, mechanical, photocopying, recording, broadcasting or otherwise now known or herein after developed without the previous express consent by the copyright owner, except for reproduction in daily press and regular printed publications on sale to the public within 60 days of the event related to those data/results and always provided that copyright symbol appears together as follows below.

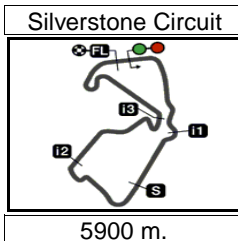
© DORNA, 2019

Official MotoGP Timing by TISSOT
www.motogp.com

Silverstone, Sunday, August 25, 2019







Results and timing service provided by TISSOT

Moto2™

GoPro BRITISH GRAND PRIX

After the Race

Event Best Maximum Speed

33



Rider	Nation Team	Motorcycle	Km/h	
87 Remy GARDNER	AUS ONEXO TKKR SAG Team	KALEX	279.7	Free Practice Nr. 3
72 Marco BEZZECCHI	ITA Red Bull KTM Tech 3	KTM	279.0	Warm Up
11 Nicolo BULEGA	ITA SKY Racing Team VR46	KALEX	279.0	Warm Up
97 Xavi VIERGE	SPA EG 0,0 Marc VDS	KALEX	279.0	Warm Up
5 Andrea LOCATELLI	ITA Italtrans Racing Team	KALEX	279.0	Warm Up
73 Alex MARQUEZ	SPA EG 0,0 Marc VDS	KALEX	279.0	Warm Up
62 Stefano MANZI	ITA MV Agusta Temporary Forward	MV AGUSTA	279.0	Free Practice Nr. 3
10 Luca MARINI	ITA SKY Racing Team VR46	KALEX	279.0	Warm Up
54 Mattia PASINI	ITA Tasca Racing Scuderia Moto2	KALEX	278.3	Warm Up
45 Tetsuta NAGASHIMA	JPN ONEXO TKKR SAG Team	KALEX	277.6	Warm Up
35 Somkiat CHANTRA	THA IDEMITSU Honda Team Asia	KALEX	277.6	Free Practice Nr. 3
7 Lorenzo BALDASSARRI	ITA FLEXBOX HP 40	KALEX	277.6	Warm Up
22 Sam LOWES	GBR Federal Oil Gresini Moto2	KALEX	276.9	Race
12 Thomas LUTHI	SWI Dynavolt Intact GP	KALEX	276.9	Warm Up
88 Jorge MARTIN	SPA Red Bull KTM Ajo	KTM	276.9	Warm Up
9 Jorge NAVARRO	SPA Campetella Speed Up	SPEED UP	276.9	Free Practice Nr. 2
41 Brad BINDER	RSA Red Bull KTM Ajo	KTM	276.9	Warm Up
27 Iker LECUONA	SPA American Racing KTM	KTM	276.2	Race
65 Philipp OETTL	GER Red Bull KTM Tech 3	KTM	276.2	Free Practice Nr. 2
21 Fabio DI GIANNANTONIO	ITA Campetella Speed Up	SPEED UP	276.2	Free Practice Nr. 3
23 Marcel SCHROTTER	GER Dynavolt Intact GP	KALEX	275.5	Free Practice Nr. 1
38 Bradley SMITH	GBR Petronas Sprinta Racing	KALEX	275.5	Warm Up
40 Augusto FERNANDEZ	SPA FLEXBOX HP 40	KALEX	275.5	Race
33 Enea BASTIANINI	ITA Italtrans Racing Team	KALEX	274.1	Free Practice Nr. 2
77 Dominique AEGERTER	SWI MV Agusta Temporary Forward	MV AGUSTA	274.1	Race
64 Bo BENDSNEYDER	NED NTS RW Racing GP	NTS	273.4	Warm Up
19 Teppe NAGOE	JPN IDEMITSU Honda Team Asia	KALEX	273.4	Warm Up
96 Jake DIXON	GBR Sama Qatar Angel Nieto Team	KTM	273.4	Warm Up
3 Lukas TULOVIC	GER Kiefer Racing	KTM	272.7	Warm Up
4 Steven ODENDAAL	RSA NTS RW Racing GP	NTS	272.7	Warm Up
16 Joe ROBERTS	USA American Racing KTM	KTM	272.0	Race
18 Xavi CARDELUS	AND Sama Qatar Angel Nieto Team	KTM	270.0	Warm Up

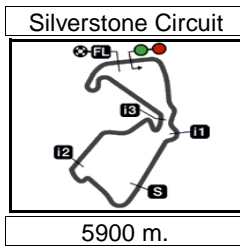
These data/results cannot be reproduced, stored and/or transmitted in whole or in part by any manner of electronic, mechanical, photocopying, recording, broadcasting or otherwise now known or herein after developed without the previous express consent by the copyright owner, except for reproduction in daily press and regular printed publications on sale to the public within 60 days of the event related to those data/results and always provided that copyright symbol appears together as follows below.

© DORNA, 2019

Official MotoGP Timing by TISSOT
www.motogp.com

Silverstone, Sunday, August 25, 2019





Results and timing service provided by TISSOT

Moto2™

GoPro BRITISH GRAND PRIX

Race

Chronological Analysis of Performances

34

* Lap / Sector time cancelled **T1** Time from finish line to 1st intermediate **T3** Time from 2nd intermed. to 3rd intermed.
P Crossing the finish line in pit lane **T2** Time from 1st intermed. to 2nd intermed. **T4** Time from 3rd intermediate to finish line

Lap	Lap Time	T1	T2	T3	T4	Speed	Lap	Lap Time	T1	T2	T3	T4	Speed	
1st	40	Augusto FERNAND FLEXBOX HP 40 SPA						3	2'05.420	24.655	40.597	28.517	31.651	272.0
		Runs=1	Total laps=18	Full laps=17			4	2'05.456	24.467	40.641	28.595	31.753	268.6	
1	2'09.125	27.625	41.136	28.935	31.429	271.3	5	2'05.684 *	24.679	40.667*	28.605	31.733	270.0	
2	2'05.949	24.633	40.550	28.972	31.794	272.0	6	2'05.282	24.589	40.616	28.514	31.563	272.0	
3	2'05.700	24.890	40.746	28.549	31.515	271.3	7	2'05.348	24.805	40.631	28.337	31.575	266.0	
4	2'05.585	24.787	40.673	28.375	31.750	265.3	8	2'05.235	24.645	40.604	28.402	31.584	266.6	
5	2'05.523	24.607	40.614	28.559	31.743	267.9	9	2'05.126	24.634	40.454	28.368	31.670	267.9	
6	2'05.763	24.698	40.680	28.683	31.702	270.6	10	2'04.994	24.573	40.622	28.317	31.482	268.6	
7	2'04.980	24.556	40.484	28.412	31.528	268.6	11	2'05.181	24.656	40.508	28.538	31.479	269.3	
8	2'05.243	24.606	40.555	28.467	31.615	270.0	12	2'05.177	24.594	40.550	28.431	31.602	270.6	
9	2'05.046	24.609	40.395	28.454	31.588	270.6	13	2'05.743	24.733	40.794	28.524	31.692	265.3	
10	2'05.098	24.522	40.591	28.461	31.524	274.1	14	2'05.679	24.535	40.816	28.727	31.601	266.0	
11	2'05.081	24.572	40.471	28.569	31.469	272.0	15	2'06.277 *	24.953	40.775	28.767	31.782*	267.9	
12	2'05.345	24.617	40.640	28.469	31.619	270.6	16	2'05.279	24.778	40.493	28.488	31.520	269.3	
13	2'05.776	24.873	40.575	28.601	31.727	274.1	17	2'06.181	24.938	40.461	28.615	32.167	273.4	
14	2'05.619	24.585	40.719	28.702	31.613	274.1	18	2'05.197	24.691	40.453	28.556	31.497	270.6	
15	2'05.834	24.940	40.574	28.511	31.809	275.5								
16	2'05.641	24.948	40.546	28.375	31.772	272.7								
17	2'04.835	24.500	40.379	28.456	31.500	269.3								
18	2'05.690	24.556	40.570	28.818	31.746	272.7								

Lap	Lap Time	T1	T2	T3	T4	Speed	
2nd	9	Jorge NAVARRO Campetella Speed Up SPA					
		Runs=1	Total laps=18	Full laps=16			
1	2'07.944	26.967	40.707	28.570	31.700	270.6	
2	2'05.359	24.623	40.589	28.490	31.657	268.6	
3	2'05.173	24.509	40.616	28.449	31.599	271.3	
4	2'05.582	24.428	40.951	28.514	31.689	262.7	
5	2'05.831	24.483	40.821	28.660	31.867	269.3	
6	2'05.360	24.430	40.665	28.473	31.792	270.0	
7	2'05.668	24.621	40.792	28.533	31.722	266.0	
8	2'05.471	24.543	40.708	28.446	31.774	266.0	
9	2'05.564	24.664	40.638	28.521	31.741	267.3	
10	2'05.150	24.447	40.624	28.317	31.762	266.6	
11	2'05.482	24.606	40.729	28.497	31.650	268.6	
12	2'05.735	24.493	40.726	28.487	32.029	267.3	
13	2'05.681	24.806	40.663	28.503	31.709	272.7	
14	2'05.756	24.542	40.896	28.626	31.692	273.4	
15	2'05.404	24.874	40.396	28.472	31.662	273.4	
16	2'05.503	24.511	40.767	28.563	31.662	266.6	
17	2'05.331	24.621	40.664	28.473	31.573	266.6	
18	2'06.328 *	24.470	40.941*	28.817*	32.100	266.0	

Lap	Lap Time	T1	T2	T3	T4	Speed	
4th	87	Remy GARDNER ONEXOX TKKR SAG AUS					
		Runs=1	Total laps=18	Full laps=17			
1	2'08.901	27.346	41.204	28.766	31.585	270.6	
2	2'05.687	24.417	40.614	28.784	31.872	270.0	
3	2'05.644	24.546	40.792	28.565	31.741	267.3	
4	2'05.641	24.546	40.755	28.548	31.792	267.3	
5	2'05.711	24.537	40.798	28.501	31.875	266.0	
6	2'06.248	24.465	41.113	28.929	31.741	269.3	
7	2'05.368	24.594	40.674	28.458	31.642	272.0	
8	2'05.643	24.439	40.786	28.444	31.974	271.3	
9	2'05.319	24.475	40.533	28.432	31.879	270.6	
10	2'05.313	24.462	40.532	28.556	31.763	270.0	
11	2'05.405	24.612	40.514	28.634	31.645	270.0	
12	2'05.735	24.786	40.755	28.399	31.795	270.0	
13	2'05.437	24.487	40.716	28.466	31.768	270.0	
14	2'05.628	24.498	40.837	28.502	31.791	271.3	
15	2'05.230	24.453	40.568	28.359	31.850	272.0	
16	2'05.078	24.598	40.420	28.398	31.662	272.7	
17	2'05.107	24.505	40.463	28.461	31.678	272.7	
18	2'05.476	24.557	40.528	28.625	31.766	271.3	

Lap	Lap Time	T1	T2	T3	T4	Speed	
3rd	41	Brad BINDER Red Bull KTM Ajo RSA					
		Runs=1	Total laps=18	Full laps=15			
1	2'08.983	27.768	40.855	28.529	31.831	274.8	
2	2'06.162	24.513	40.650	28.959	32.040	269.3	

Lap	Lap Time	T1	T2	T3	T4	Speed	
5th	45	Tetsuta NAGASHIM ONEXOX TKKR SAG JPN					
		Runs=1	Total laps=18	Full laps=17			
1	2'09.855	27.937	41.018	29.184	31.716	272.7	
2	2'05.955	24.705	40.714	28.549	31.987	271.3	
3	2'05.819	24.691	40.686	28.661	31.781	270.0	
4	2'06.489	24.839	41.006	28.831	31.813	273.4	
5	2'05.597	24.416	40.796	28.494	31.891	266.6	
6	2'05.037	24.332	40.396	28.491	31.818	269.3	

Fastest Lap: Augusto FERNANDEZ FLEXBOX HP 40 SPA **2'04.835** 24.500 40.379 28.456 31.500

These data/results cannot be reproduced, stored and/or transmitted in whole or in part by any manner of electronic, mechanical, photocopying, recording, broadcasting or otherwise now known or herein after developed without the previous express consent by the copyright owner, except for reproduction in daily press and regular printed publications on sale to the public within 60 days of the event related to those data/results and always provided that copyright symbol appears together as follows below.
 © DORNA, 2019



Race

Moto2

Lap	Lap Time	T1	T2	T3	T4	Speed	Lap	Lap Time	T1	T2	T3	T4	Speed				
7	2'05.169	24.547	40.494	28.472	31.656	270.0	8th 12	Thomas LUTHI	Dynavolt Intact GP	SWI	Runs=1 Total laps=18 Full laps=17						
8	2'05.192	24.292	40.641	28.600	31.659	270.0					1	2'10.304	28.356	41.053	29.296	31.599	274.8
9	2'05.418	24.483	40.653	28.553	31.729	270.0					2	2'06.273	24.756	40.887	28.666	31.964	276.2
10	2'05.301	24.417	40.583	28.586	31.715	270.6					3	2'05.568	24.714	40.614	28.605	31.635	276.9
11	2'05.653	24.508	40.647	28.787	31.711	271.3					4	2'06.428	24.777	40.840	28.996	31.815	273.4
12	2'05.468	24.562	40.542	28.598	31.766	269.3					5	2'06.030	24.596	40.860	28.723	31.851	274.1
13	2'05.941	24.649	40.593	28.723	31.976	270.0					6	2'05.998	24.640	40.799	28.822	31.737	276.9
14	2'05.444	24.475	40.639	28.491	31.839	270.0					7	2'05.933	24.732	40.698	28.806	31.697	275.5
15	2'05.628	24.575	40.526	28.440	32.087	272.0					8	2'05.660	24.615	40.733	28.543	31.769	270.6
16	2'05.461	24.443	40.566	28.689	31.763	271.3					9	2'05.681	24.702	40.520	28.599	31.860	272.7
17	2'05.620	24.462	40.683	28.576	31.899	270.0					10	2'05.392	24.506	40.688	28.481	31.717	272.0
18	2'06.062	24.476	40.691	28.947	31.948	267.9					11	2'06.061	24.659	40.767	28.635	32.000	271.3

6th 21 **Fabio DI GIANNANT** Competella Speed Up ITA
Runs=1 Total laps=18 Full laps=17

1	2'09.449	28.052	40.989	28.768	31.640	272.0
2	2'05.331	24.546	40.459	28.568	31.758	269.3
3	2'06.658	24.816	41.262	28.831	31.749	272.7
4	2'06.167	24.837	40.929	28.563	31.838	268.6
5	2'06.288	24.638	41.268	28.514	31.868	262.7
6	2'05.635	24.548	40.771	28.556	31.760	267.3
7	2'05.580	24.712	40.748	28.398	31.722	266.6
8	2'05.544	24.630	40.708	28.406	31.800	266.6
9	2'05.722	24.634	40.766	28.518	31.804	266.0
10	2'05.557	24.605	40.750	28.416	31.786	265.3
11	2'05.817	24.716	40.674	28.691	31.736	266.6
12	2'05.975	24.759	40.786	28.452	31.978	266.0
13	2'05.994	24.732	40.679	28.585	31.998	264.7
14	2'05.860	24.648	40.834	28.588	31.790	266.6
15	2'05.650	24.816	40.520	28.505	31.809	267.9
16	2'06.522	24.920	40.990	28.729	31.883	265.3
17	2'06.448	25.037	40.821	28.692	31.898	268.6
18	2'06.701	24.784	41.202	28.879	31.836	272.7

7th 7 **Lorenzo BALDA** FLEXBOX HP 40 ITA
Runs=1 Total laps=18 Full laps=17

1	2'10.993	28.804	41.334	29.236	31.619	276.2
2	2'06.047	24.815	40.712	28.830	31.690	274.8
3	2'06.286	24.806	40.823	28.941	31.716	276.9
4	2'05.791	24.575	40.769	28.670	31.777	272.0
5	2'06.536	24.744	40.709	28.829	32.254	273.4
6	2'05.692	24.715	40.559	28.705	31.713	276.9
7	2'06.019	24.621	40.627	28.870	31.901	274.1
8	2'05.803	24.561	40.729	28.745	31.768	270.0
9	2'05.556	24.672	40.685	28.578	31.621	270.0
10	2'05.361	24.564	40.649	28.526	31.622	267.9
11	2'05.534	24.510	40.803	28.527	31.694	270.6
12	2'05.439	24.460	40.701	28.587	31.691	274.1
13	2'05.880	24.671	40.820	28.567	31.822	268.6
14	2'05.731	24.570	40.740	28.749	31.672	270.6
15	2'05.342	24.550	40.595	28.533	31.664	270.6
16	2'05.768	24.493	40.739	28.819	31.717	272.0
17	2'06.246	24.725	40.935	28.734	31.852	268.6
18	2'06.917	24.804	41.295	28.832	31.986	268.6

9th 10 **Luca MARINI** SKY Racing Team VR ITA
Runs=1 Total laps=18 Full laps=17

1	2'09.704	27.503	41.045	29.421	31.735	272.7
2	2'06.218	24.699	40.652	29.014	31.853	272.0
3	2'06.135	24.816	40.767	28.708	31.844	272.0
4	2'06.727	24.703	40.852	29.039	32.133	273.4
5	2'06.651	24.643	40.840	29.003	32.165	270.6
6	2'05.877	24.635	40.645	28.672	31.925	274.1
7	2'06.962	24.863	40.727	29.029	32.343	275.5
8	2'06.441	24.748	40.827	29.033	31.833	276.2
9	2'06.040	24.677	40.736	28.781	31.846	272.7
10	2'05.922	24.665	40.810	28.716	31.731	272.7
11	2'06.012	24.748	40.829	28.684	31.751	273.4
12	2'05.838	24.746	40.756	28.558	31.778	273.4
13	2'05.918	24.569	40.829	28.662	31.858	274.1
14	2'06.862	24.863	40.835	29.487	31.677	275.5
15	2'06.028	24.932	40.679	28.617	31.800	272.7
16	2'05.942	24.721	40.698	28.683	31.840	271.3
17	2'06.297	24.798	40.795	28.722	31.982	270.0
18	2'05.378	24.548	40.569	28.575	31.686	271.3

10th 97 **Xavi VIERGE** EG 0,0 Marc VDS SPA
Runs=1 Total laps=18 Full laps=17

1	2'08.320	27.185	40.830	28.634	31.671	274.1
2	2'06.221	24.693	40.835	28.705	31.988	272.0
3	2'06.848	24.933	40.894	29.089	31.932	273.4
4	2'06.911	24.762	41.269	28.738	32.142	272.7
5	2'06.144	24.682	40.962	28.632	31.868	272.7
6	2'06.040	24.633	40.880	28.761	31.766	274.8
7	2'07.110	24.669	41.035	29.511	31.895	274.8
8	2'06.542	24.788	41.171	28.801	31.782	274.1
9	2'05.674	24.702	40.707	28.571	31.694	276.2
10	2'05.921	24.725	40.804	28.642	31.750	275.5
11	2'05.887	24.621	40.832	28.668	31.766	274.1
12	2'05.923	24.706	40.791	28.681	31.745	273.4

Fastest Lap: Augusto FERNANDEZ FLEXBOX HP 40 SPA **2'04.835** 24.500 40.379 28.456 31.500

These data/results cannot be reproduced, stored and/or transmitted in whole or in part by any manner of electronic, mechanical, photocopying, recording, broadcasting or otherwise now known or herein after developed without the previous express consent by the copyright owner, except for reproduction in daily press and regular printed publications on sale to the public within 60 days of the event related to those data/results and always provided that copyright symbol appears together as follows below.
© DORNA, 2019

Race

Moto2

Lap	Lap Time	T1	T2	T3	T4	Speed	Lap	Lap Time	T1	T2	T3	T4	Speed
13	2'06.541	24.803	40.935	28.844	31.959	272.7	6	2'05.825	24.599	40.667	28.628	31.931	270.0
14	2'07.103	24.792	41.127	29.287	31.897	274.1	7	2'06.456	24.726	40.643	28.907	32.180	271.3
15	2'06.329	24.922	40.652	28.972	31.783	278.3	8	2'06.286	24.711	40.593	28.735	32.247	273.4
16	2'06.009	24.735	40.828	28.649	31.797	274.1	9	2'05.824	24.852	40.650	28.502	31.820	270.6
17	2'06.196	24.791	40.810	28.608	31.987	273.4	10	2'06.421	24.779	41.077	28.747	31.818	269.3
18	2'05.867	24.789	40.597	28.642	31.839	273.4	11	2'05.799	24.638	40.645	28.801	31.715	272.7
11th 27 Iker LECUONA American Racing KT SPA							12th 23 Marcel SCHROTTE Dynavolt Intact GP GER						
Runs=1 Total laps=18 Full laps=15							Runs=1 Total laps=18 Full laps=17						
1	2'10.593	28.636	40.945	29.033	31.979	273.4	1	2'11.322	28.468	41.762	29.226	31.866	273.4
2	2'06.338	24.819	40.761	29.003	31.755	270.6	2	2'06.305	24.780	40.854	28.810	31.861	271.3
3	2'06.578	24.777	40.859	29.135	31.807	275.5	3	2'07.290	24.768	41.048	29.274	32.200	270.0
4	2'06.354	25.123	40.728	28.614	31.889	268.6	4	2'06.309	24.764	40.856	28.815	31.874	268.6
5	2'06.341	24.759	40.995	28.656	31.931	269.3	5	2'06.952	24.679	41.044	29.061	32.168	267.9
6	2'05.846	24.534	40.704	28.624	31.984	271.3	6	2'06.560	24.768	40.974	28.865	31.953	272.7
7	2'06.058	24.831	40.694	28.744	31.789	271.3	7	2'07.409	24.746	41.403	29.240	32.020	270.6
8	2'06.403 *	24.686	40.918 *	28.911	31.888	275.5	8	2'06.258	24.743	40.827	28.906	31.782	271.3
9	2'06.637 *	25.43 *	40.824	28.555	31.824	268.6	9	2'06.054	24.728	40.843	28.663	31.820	271.3
10	2'06.141	24.742	40.798	28.783	31.818	270.0	10	2'05.984	24.740	40.814	28.689	31.741	271.3
11	2'05.686	24.632	40.858	28.516	31.680	270.0	11	2'06.011	24.902	40.790	28.670	31.649	271.3
12	2'05.702	24.688	40.674	28.564	31.776	272.7	12	2'06.384	25.048	40.814	28.687	31.835	270.0
13	2'06.193	24.697	40.921	28.675	31.900	271.3	13	2'06.135	24.779	40.784	28.718	31.854	269.3
14	2'06.678	24.739	40.936	29.176	31.827	272.7	14	2'06.190	24.854	40.780	28.755	31.801	270.6
15	2'06.496	24.831	40.901	28.878	31.886	273.4	15	2'05.804	24.808	40.683	28.655	31.658	270.6
16	2'06.004	24.755	40.790	28.670	31.789	276.2	16	2'05.956	24.712	40.770	28.615	31.859	270.6
17	2'07.017	25.071	41.111	28.933	31.902	272.7	17	2'06.517	24.932	40.905	28.863	31.817	270.6
18	2'07.094	24.985	41.067	28.964	32.078	272.7	18	2'06.236	24.868	40.851	28.822	31.695	269.3
12th 88 Jorge MARTIN Red Bull KTM Ajo SPA							15th 5 Andrea LOCATELLI Italtrans Racing Team ITA						
Runs=1 Total laps=18 Full laps=17							Runs=1 Total laps=18 Full laps=15						
1	2'12.497	29.431	41.772	29.527	31.767	273.4	1	2'11.508	28.930	41.572	29.067	31.939	270.6
2	2'06.053	24.816	40.717	28.730	31.790	272.0	2	2'06.846	25.143	40.886	28.859	31.958	273.4
3	2'06.578	24.720	41.199	28.769	31.890	274.8	3	2'07.095	24.768	41.280	29.074	31.973	275.5
4	2'06.420	24.769	40.901	28.792	31.958	272.0	4	2'06.409	24.814	40.976	28.804	31.815	274.8
5	2'06.488	24.625	40.906	29.027	31.930	270.6	5	2'06.549	24.748	40.880	28.771	32.150	272.7
6	2'06.363	24.729	40.893	28.810	31.931	266.6	6	2'06.527 *	24.851	40.889 *	28.840	31.947	276.2
7	2'06.239	24.683	40.865	28.816	31.875	267.3	7	2'06.371	24.748	40.976	28.804	31.843	273.4
8	2'06.277	24.752	40.843	28.755	31.927	267.3	8	2'06.350	24.746	40.895	28.801	31.908	273.4
9	2'06.332	24.821	40.798	28.825	31.888	268.6	9	2'06.372 *	24.826	40.794 *	28.811	31.941	273.4
10	2'05.872	24.649	40.846	28.609	31.768	267.9	10	2'06.279	24.793	40.956	28.633	31.897	272.0
11	2'05.855	24.675	40.906	28.644	31.630	269.3	11	2'06.084	24.770	40.795	28.680	31.839	272.0
12	2'05.955	24.753	40.843	28.583	31.776	267.9	12	2'06.943	25.398	40.945	28.659	31.941	272.7
13	2'06.179	24.731	40.869	28.752	31.827	267.9	13	2'06.319	24.810	40.801	28.768	31.940	271.3
14	2'06.062	24.860	40.834	28.629	31.739	268.6	14	2'06.619	24.781	40.969	28.951	31.918	274.1
15	2'05.972	24.694	40.803	28.700	31.775	270.6	15	2'06.444	24.810	41.002	28.772	31.860	276.9
16	2'06.244	24.853	40.943	28.649	31.799	267.9	16	2'06.188	24.778	40.826	28.726	31.858	274.8
17	2'06.169	24.721	40.865	28.724	31.859	270.0	17	2'06.376	24.699	40.960	28.799	31.918	272.0
18	2'06.660	24.883	40.945	28.861	31.971	267.9	18	2'06.390	24.846	40.879	28.732	31.933	270.6
13th 54 Mattia PASINI Tasca Racing Scuderi ITA													
Runs=1 Total laps=18 Full laps=17													
1	2'10.782	28.957	41.390	28.864	31.571	270.0							
2	2'06.028	24.882	40.641	28.730	31.775	270.6							
3	2'06.053	24.780	40.746	28.752	31.775	272.0							
4	2'06.034	24.735	40.687	28.724	31.888	270.6							
5	2'06.309	24.811	40.645	28.838	32.015	271.3							

Fastest Lap: Augusto FERNANDEZ FLEXBOX HP 40 SPA 2'04.835 24.500 40.379 28.456 31.500

These data/results cannot be reproduced, stored and/or transmitted in whole or in part by any manner of electronic, mechanical, photocopying, recording, broadcasting or otherwise now known or herein after developed without the previous express consent by the copyright owner, except for reproduction in daily press and regular printed publications on sale to the public within 60 days of the event related to those data/results and always provided that copyright symbol appears together as follows below.
© DORNA, 2019

Race

Moto2

Lap	Lap Time	T1	T2	T3	T4	Speed	Lap	Lap Time	T1	T2	T3	T4	Speed		
16th	35	Somkiat CHANTRA IDEMITSU Honda Te THA					13	2'06.340	24.755	40.828	28.773	31.984	268.6		
		Runs=1			Total laps=18		Full laps=17								
1	2'13.711	29.708	42.632	29.188	32.183	270.6	14	2'07.221	24.875	41.260	29.146	31.940	267.9		
2	2'06.604	24.861	40.911	28.830	32.002	272.7	15	2'06.414	24.768	40.886	28.812	31.948	270.6		
3	2'06.655	25.287	40.891	28.700	31.777	270.0	16	2'06.622	24.830	41.073	28.794	31.925	272.7		
4	2'06.189	24.813	40.966	28.620	31.790	273.4	17	2'06.654	24.885	41.036	28.760	31.973	267.9		
5	2'06.151	24.537	41.034	28.650	31.930	273.4	18	2'06.606	24.789	41.018	28.791	32.008	266.0		
6	2'07.304	24.860	41.750	28.829	31.865	274.1	19th	72	Marco BEZZECCHI Red Bull KTM Tech 3 ITA						
7	2'06.066	24.773	40.792	28.619	31.882	274.1			Runs=1			Total laps=18		Full laps=17	
8	2'06.438	24.804	40.911	28.817	31.906	274.8	1	2'12.755	29.474	42.086	29.353	31.842	267.9		
9	2'06.707	24.885	41.163	28.725	31.934	273.4	2	2'06.821	24.870	41.137	28.881	31.933	270.0		
10	2'06.521	24.647	40.979	28.926	31.969	275.5	3	2'06.817	24.653	40.919	29.081	32.164	273.4		
11	2'06.787	24.655	41.491	28.831	31.810	274.1	4	2'06.406	24.913	41.074	28.572	31.847	266.6		
12	2'06.147	24.633	41.002	28.632	31.880	274.1	5	2'06.151	24.658	40.959	28.589	31.945	267.3		
13	2'06.077	24.738	40.867	28.609	31.863	272.7	6	2'06.596	24.933	41.012	28.728	31.923	266.6		
14	2'06.458	24.801	40.895	28.920	31.842	274.8	7	2'06.978	24.814	41.017	28.869	32.278	267.9		
15	2'05.827	24.710	40.761	28.530	31.826	274.1	8	2'06.346	24.710	40.923	28.872	31.841	273.4		
16	2'06.255	24.715	40.796	28.722	32.022	273.4	9	2'06.585	24.791	41.146	28.782	31.866	272.0		
17	2'06.165	24.722	40.863	28.739	31.841	272.0	10	2'06.593	24.653	41.154	28.700	32.086	269.3		
18	2'06.691	24.894	41.029	28.845	31.923	270.6	11	2'06.182	24.589	40.978	28.718	31.897	268.6		
							12	2'05.957	24.685	40.875	28.632	31.765	267.3		
17th	62	Stefano MANZI MV Agusta Temporar ITA					13	2'06.608	24.652	41.021	28.744	32.191	264.0		
		Runs=1			Total laps=18		Full laps=15								
1	2'11.588	29.094	41.718	28.930	31.846	270.0	14	2'07.279	24.793	41.320	29.273	31.893	266.0		
2	2'06.499	24.804	40.854	28.723	32.118	270.0	15	2'06.400	24.773	40.938	28.706	31.983	271.3		
3	2'07.196	24.786	41.050	28.782	32.578	270.0	16	2'07.159	24.784	41.475	29.011	31.889	270.0		
4	2'06.638	24.813	40.987	28.779	32.059	270.6	17	2'06.569	24.857	41.016	28.866	31.830	268.6		
5	2'06.572	24.806	41.032	28.721	32.013	271.3	18	2'06.997	24.945	41.094	28.978	31.980	266.0		
6	2'06.534 *	24.916	40.935*	28.806	31.877	272.7	20th	11	Nicolo BULEGA SKY Racing Team VR ITA						
7	2'07.251	24.783	41.026	29.213	32.229	272.7			Runs=1			Total laps=18		Full laps=17	
8	2'06.331	24.733	40.865	28.862	31.871	272.0	1	2'12.035	28.816	41.940	29.300	31.979	270.0		
9	2'06.291 *	24.785	40.869	28.736	31.901*	273.4	2	2'07.044	24.849	41.010	29.208	31.977	272.7		
10	2'06.428	24.781	40.995	28.788	31.864	271.3	3	2'07.166	24.547	41.091	29.322	32.206	272.0		
11	2'06.186	24.658	40.955	28.662	31.911	271.3	4	2'06.109	24.561	40.880	28.806	31.862	270.0		
12	2'06.114	24.675	40.798	28.704	31.937	271.3	5	2'06.881	24.578	41.111	28.796	32.396	274.8		
13	2'06.293	24.697	40.885	28.717	31.994	269.3	6	2'07.188	25.098	41.116	29.170	31.804	274.8		
14	2'06.138	24.732	40.886	28.625	31.895	273.4	7	2'07.189	24.642	41.470	29.093	31.984	272.0		
15	2'06.377	24.690	41.154	28.663	31.870	271.3	8	2'06.340	24.668	40.972	28.854	31.846	274.1		
16	2'06.800	24.829	41.285	28.828	31.858	268.6	9	2'06.507	24.729	40.984	28.824	31.970	274.1		
17	2'06.610	24.760	41.030	28.878	31.942	270.6	10	2'06.394	24.554	40.956	28.844	32.040	275.5		
18	2'07.146	24.781	41.127	29.248	31.990	269.3	11	2'06.568	24.670	41.066	28.997	31.835	273.4		
							12	2'06.397	24.578	41.127	28.675	32.017	274.1		
18th	77	Dominique AEGER MV Agusta Temporar SWI					13	2'06.325	24.633	40.961	28.812	31.919	270.6		
		Runs=1			Total laps=18		Full laps=17								
1	2'12.706	29.295	42.009	29.305	32.097	274.1	14	2'06.323	24.615	40.925	28.819	31.964	272.0		
2	2'06.714	24.805	41.000	28.913	31.996	270.6	15	2'06.467	24.867	40.976	28.728	31.896	274.8		
3	2'06.920	24.613	40.943	29.150	32.214	268.6	16	2'07.002	24.840	41.083	29.101	31.978	276.2		
4	2'07.165	25.143	41.060	28.975	31.987	270.6	17	2'06.705	24.776	41.031	28.809	32.089	272.7		
5	2'06.313	24.771	40.922	28.730	31.890	266.6	18	2'06.900	24.742	41.023	28.984	32.151	273.4		
6	2'07.055	24.747	41.525	28.851	31.932	272.7	21st	64	Bo BENDSNEYDER NTS RW Racing GP NED						
7	2'06.533	24.725	41.057	28.776	31.975	272.0			Runs=1			Total laps=18		Full laps=16	
8	2'06.362	24.739	40.910	28.821	31.892	270.0	1	2'12.283	29.206	41.860	29.295	31.922	270.6		
9	2'06.295	24.695	40.902	28.796	31.902	270.0	2	2'07.707	24.849	41.247	29.626	31.985	265.3		
10	2'06.387	24.722	40.939	28.887	31.839	270.0	3	2'06.694	24.764	41.031	28.884	32.015	266.6		
11	2'06.164	24.788	40.930	28.672	31.774	273.4	4	2'07.169	25.266	41.142	28.834	31.927	268.6		
12	2'06.108	24.593	40.897	28.726	31.892	271.3	5	2'06.567	24.823	41.014	28.817	31.913	267.3		

Fastest Lap: Augusto FERNANDEZ FLEXBOX HP 40 SPA **2'04.835** 24.500 40.379 28.456 31.500

These data/results cannot be reproduced, stored and/or transmitted in whole or in part by any manner of electronic, mechanical, photocopying, recording, broadcasting or otherwise now known or herein after developed without the previous express consent by the copyright owner, except for reproduction in daily press and regular printed publications on sale to the public within 60 days of the event related to those data/results and always provided that copyright symbol appears together as follows below.
© DORNA, 2019

Race

Moto2

Lap	Lap Time	T1	T2	T3	T4	Speed	Lap	Lap Time	T1	T2	T3	T4	Speed				
22nd 16 Joe ROBERTS American Racing KT USA							24th 65 Philipp OETTL Red Bull KTM Tech 3 GER										
Runs=1			Total laps=18			Full laps=17			Runs=1			Total laps=18			Full laps=17		
1	2'14.026	30.289	42.430	29.267	32.040	270.6	1	2'14.500	30.096	42.447	29.639	32.318	274.1				
2	2'06.818	25.085	40.938	28.778	32.017	272.0	2	2'07.589	25.062	41.207	29.196	32.124	270.0				
3	2'07.474	25.317	41.190	28.889	32.078	270.0	3	2'07.698	25.068	41.522	29.011	32.097	268.6				
4	2'07.174	25.172	41.012	28.928	32.062	268.6	4	2'07.285	25.019	41.266	28.925	32.075	267.3				
5	2'06.768	24.924	41.162	28.661	32.021	264.7	5	2'06.934	24.885	41.104	28.887	32.058	266.0				
6	2'06.638	24.870	40.984	28.698	32.086	266.0	6	2'07.036	24.872	41.231	28.871	32.062	268.6				
7	2'06.359	24.774	41.007	28.755	31.823	266.6	7	2'06.953	24.811	41.189	28.840	32.113	270.0				
8	2'06.427	24.756	40.916	28.772	31.983	268.6	8	2'06.969	24.731	41.342	28.868	32.028	269.3				
9	2'06.618	24.868	40.941	28.935	31.874	270.6	9	2'07.103	24.842	41.279	28.859	32.123	268.6				
10	2'07.292	24.872	41.035	29.063	32.322	271.3	10	2'07.247	24.890	41.259	29.097	32.001	267.3				
11	2'07.095	25.103	40.923	28.997	32.072	266.0	11	2'07.258	24.921	41.479	28.885	31.973	267.9				
12	2'07.392	25.076	41.307	28.973	32.036	264.7	12	2'07.460	24.883	41.250	29.092	32.235	268.6				
13	2'06.588	25.061	40.940	28.675	31.912	267.9	13	2'07.803	24.878	41.418	29.058	32.449	267.3				
14	2'06.712	24.991	41.137	28.734	31.850	264.0	14	2'08.077	25.147	41.328	29.115	32.487	266.6				
15	2'06.762	24.964	41.068	28.688	32.042	265.3	15	2'08.274	25.086	41.441	29.324	32.423	267.3				
16	2'06.995	25.049	41.271	28.775	31.900	263.4	16	2'08.185	25.201	41.535	29.258	32.191	266.6				
17	2'06.573	24.963	40.974	28.703	31.933	263.4	17	2'07.538	24.946	41.327	29.250	32.015	266.6				
18	2'07.040	25.073	41.177	28.784	32.006	260.8	18	2'08.465	24.992	41.571	29.538	32.364	265.3				
23rd 96 Jake DIXON Sama Qatar Angel Ni GBR							25th 4 Steven ODENDAAL NTS RW Racing GP RSA										
Runs=1			Total laps=18			Full laps=17			Runs=1			Total laps=18			Full laps=15		
1	2'13.504	29.550	42.246	29.528	32.180	267.3	1	2'13.872	29.848	42.213	29.549	32.262	267.3				
2	2'06.720	24.885	40.906	28.855	32.074	267.3	2	2'07.867	25.116	41.508	29.093	32.150	269.3				
3	2'07.738	25.795	41.172	28.805	31.966	271.3	3	2'07.364	24.848	41.378	28.996	32.142	267.9				
4	2'06.506	24.832	41.039	28.720	31.915	266.6	4	2'07.638 *	24.962	41.472 *	29.039	32.165	266.6				
5	2'06.670	24.829	41.047	28.683	32.111	266.6	5	2'07.908	25.048	41.607	29.018	32.235	266.0				
6	2'06.701	24.727	41.142	28.802	32.030	269.3	6	2'07.558	24.988	41.484	28.960	32.126	267.3				
7	2'06.981	24.876	41.107	29.038	31.960	269.3	7	2'07.873	25.059	41.501	29.126	32.187	267.3				
8	2'06.730	24.719	41.097	28.841	32.073	268.6	8	2'07.707	24.904	41.590	28.916	32.297	266.6				
9	2'06.696	24.789	41.032	28.857	32.018	267.3	9	2'07.801	25.159	41.346	28.982	32.314	267.3				
10	2'07.284	24.755	41.127	29.219	32.183	267.9	10	2'07.812	25.012	41.503	28.986	32.311	266.0				
11	2'07.059	24.981	41.039	28.920	32.119	267.3	11	2'08.558	25.198	41.732	29.263	32.365	266.6				
12	2'07.444	24.918	41.498	28.916	32.112	266.6	12	2'08.899	25.163	41.601	29.577	32.558	267.9				
13	2'07.451	24.919	41.460	29.020	32.052	265.3	13	2'08.067	25.163	41.452	29.060	32.392	266.0				
14	2'06.804	24.858	41.190	28.735	32.021	267.3	14	2'07.884	25.250	41.369	28.881	32.384	266.6				
15	2'06.920	24.859	41.114	28.879	32.068	266.6	15	2'07.934	25.064	41.517	28.977	32.376	266.6				
16	2'06.980	24.876	41.251	28.815	32.038	266.0	16	2'07.908 *	25.173	41.442 *	28.973	32.320	265.3				
17	2'07.462	25.193	41.192	28.807	32.270	264.7	17	2'08.269	25.123	41.605	29.010	32.531	266.0				
18	2'07.674	25.006	41.458	28.919	32.291	262.7	18	2'08.391	25.113	41.644	29.221	32.413	264.0				
26th 3 Lukas TULOVIC Kiefer Racing GER							26th 3 Lukas TULOVIC Kiefer Racing GER										
Runs=1			Total laps=18			Full laps=17			Runs=1			Total laps=18			Full laps=17		
1	2'14.964	29.852	43.076	29.550	32.486	272.0	1	2'14.964	29.852	43.076	29.550	32.486	272.0				
2	2'08.347	25.244	41.539	29.232	32.332	267.9	2	2'08.347	25.244	41.539	29.232	32.332	267.9				
3	2'08.114	25.236	41.542	28.916	32.420	267.3	3	2'08.114	25.236	41.542	28.916	32.420	267.3				
4	2'07.894	25.034	41.481	29.092	32.287	266.6	4	2'07.894	25.034	41.481	29.092	32.287	266.6				
5	2'08.747	25.754	41.479	29.220	32.294	267.9	5	2'08.747	25.754	41.479	29.220	32.294	267.9				
6	2'08.154	25.046	41.508	29.150	32.450	270.6	6	2'08.154	25.046	41.508	29.150	32.450	270.6				
7	2'11.623	25.642	44.111	29.424	32.446	269.3	7	2'11.623	25.642	44.111	29.424	32.446	269.3				
8	2'08.176	25.238	41.718	29.022	32.198	263.4	8	2'08.176	25.238	41.718	29.022	32.198	263.4				
9	2'08.219	25.165	41.389	29.105	32.560	266.6	9	2'08.219	25.165	41.389	29.105	32.560	266.6				
10	2'07.462	24.986	41.355	28.931	32.190	266.0	10	2'07.462	24.986	41.355	28.931	32.190	266.0				
11	2'07.584	25.002	41.311	28.963	32.308	267.3	11	2'07.584	25.002	41.311	28.963	32.308	267.3				
12	2'08.187	25.043	41.307	29.454	32.383	269.3	12	2'08.187	25.043	41.307	29.454	32.383	269.3				

Fastest Lap:	Augusto FERNANDEZ	FLEXBOX HP 40	SPA	2'04.835	24.500	40.379	28.456	31.500
---------------------	-------------------	---------------	-----	----------	--------	--------	--------	--------

These data/results cannot be reproduced, stored and/or transmitted in whole or in part by any manner of electronic, mechanical, photocopying, recording, broadcasting or otherwise now known or herein after developed without the previous express consent by the copyright owner, except for reproduction in daily press and regular printed publications on sale to the public within 60 days of the event related to those data/results and always provided that copyright symbol appears together as follows below.
© DORNA, 2019



Race

Moto2

Lap	Lap Time	T1	T2	T3	T4	Speed	Lap	Lap Time	T1	T2	T3	T4	Speed
13	2'08.280	25.587	41.342	29.158	32.193	268.6	6	2'06.420	24.623	41.023	28.991	31.783	272.0
14	2'07.771	24.929	41.771	28.873	32.198	265.3	7	2'05.778	24.576	40.898	28.624	31.680	270.0
15	2'07.836	24.994	41.329	29.190	32.323	267.3	8	2'08.473	24.569	41.281	30.680	31.943	269.3
16	2'07.557	24.875	41.424	29.002	32.256	266.0	9	2'06.095	24.794	40.847	28.696	31.758	267.9
17	2'07.859	25.021	41.572	29.003	32.263	264.0	10	2'05.815	24.707	40.826	28.574	31.708	268.6
18	2'08.672	25.029	41.954	29.382	32.307	264.0	11	2'05.758	24.687	40.833	28.522	31.716	268.6

27th 18 Xavi CARDELUS Sama Qatar Angel Ni AND
 Runs=1 Total laps=18 Full laps=17

1	2'15.267	30.577	42.724	29.561	32.405	269.3
2	2'08.613	25.244	41.797	29.211	32.361	264.7
3	2'07.908	25.042	41.386	29.074	32.406	267.3
4	2'07.819	24.862	41.451	29.089	32.417	265.3
5	2'08.275	25.165	41.427	29.207	32.476	263.4
6	2'08.153	25.055	41.288	29.204	32.606	265.3
7	2'08.353	25.208	41.249	29.362	32.534	264.7
8	2'08.440	25.068	41.625	29.290	32.457	262.7
9	2'08.315	25.082	41.450	29.174	32.609	263.4
10	2'08.730	25.122	41.782	29.131	32.695	263.4
11	2'08.758	25.118	41.665	29.292	32.683	263.4
12	2'08.781	25.155	41.626	29.426	32.574	263.4
13	2'08.928	25.478	41.866	29.268	32.316	262.1
14	2'08.353	25.239	41.589	29.126	32.399	266.6
15	2'08.418	25.196	41.515	29.161	32.546	264.7
16	2'08.495	25.036	41.555	29.279	32.625	263.4
17	2'08.678	25.246	41.461	29.489	32.482	264.0
18	2'09.218	25.250	41.883	29.514	32.571	260.2

28th 19 Teppei NAGOE IDEMITSU Honda Te JPN
 Runs=1 Total laps=18 Full laps=17

1	2'15.089	30.436	42.794	29.416	32.443	272.7
2	2'08.967	25.426	42.046	29.133	32.362	269.3
3	2'07.868	25.170	41.307	29.139	32.252	270.6
4	2'07.869	24.953	41.542	29.040	32.334	270.6
5	2'08.413	25.518	41.398	29.179	32.318	271.3
6	2'08.158	25.127	41.424	29.107	32.500	272.0
7	2'08.168	25.332	41.153	29.203	32.480	270.6
8	2'08.415	25.312	41.361	29.356	32.386	269.3
9	2'08.612	25.312	41.281	29.308	32.711	270.6
10	2'08.434	25.284	41.387	29.059	32.704	268.6
11	2'09.207	25.375	41.551	29.262	33.019	270.0
12	2'09.827	25.642	42.083	29.379	32.723	268.6
13	2'08.679	25.475	41.573	28.997	32.634	268.6
14	2'08.256	25.213	41.638	29.001	32.404	270.0
15	2'08.131	25.091	41.671	29.013	32.356	269.3
16	2'08.702	25.356	41.531	29.379	32.436	269.3
17	2'08.904	25.372	41.759	29.216	32.557	267.3
18	2'09.914	25.571	42.326	29.492	32.525	265.3

29th 22 Sam LOWES Federal Oil Gresini M GBR
 Runs=1 Total laps=18 Full laps=15

1	2'10.122	28.181	41.157	29.000	31.784	273.4
2	2'06.354	24.832	40.776	28.785	31.961	269.3
3	2'06.037	24.607	41.053	28.650	31.727	270.0
4	2'06.513	24.754	40.915	28.942	31.902	268.6
5	2'06.545	24.965	40.893	28.778	31.909	270.0

12	2'05.575	24.529	40.642	28.507	31.897	270.0
13	2'05.863	24.722	40.722	28.613	31.806	267.3
14	2'06.311	24.703	40.793	28.973	31.842	270.6
15	2'06.576	24.905	40.891	28.893	31.887	276.9
16	2'05.933	24.721	40.854	28.611	31.747	275.5
17	2'06.521	24.832	41.126	28.914	31.649	270.0
unfinished	24.604					267.3

30th 38 Bradley SMITH Petronas Sprinta Raci GBR
 Runs=1 Total laps=9 Full laps=7

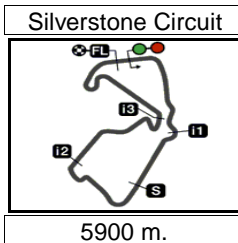
1	2'13.643	29.650	42.356	29.374	32.263	268.6
2	2'07.136	25.185	40.947	28.933	32.071	272.0
3	2'07.479	25.028	41.092	29.174	32.185	270.6
4	2'07.482	25.079	41.096	29.160	32.147	269.3
5	2'07.318	24.924	41.243	28.960	32.191	270.6
6	2'07.234	24.933	41.231	28.950	32.120	270.6
7	2'06.600	24.829	41.005	28.898	31.868	270.6
8	2'06.444	24.771	40.991	28.834	31.848	270.0
unfinished	24.824	40.975	28.752			270.6

31st 73 Alex MARQUEZ EG 0,0 Marc VDS SPA
 Runs=1 Total laps=6 Full laps=4

1	2'07.739	26.779	40.745	28.503	31.712	268.6
2	2'05.246	24.606	40.561	28.524	31.555	269.3
3	2'05.252	24.509	40.744	28.469	31.530	268.6
4	2'05.616	24.411	40.974	28.563	31.668	265.3
5	2'05.622	24.515	40.664	28.604	31.839	267.9
unfinished	24.505	40.637	28.461			269.3

Fastest Lap: Augusto FERNANDEZ FLEXBOX HP 40 SPA 2'04.835 24.500 40.379 28.456 31.500

These data/results cannot be reproduced, stored and/or transmitted in whole or in part by any manner of electronic, mechanical, photocopying, recording, broadcasting or otherwise now known or herein after developed without the previous express consent by the copyright owner, except for reproduction in daily press and regular printed publications on sale to the public within 60 days of the event related to those data/results and always provided that copyright symbol appears together as follows below.
 © DORNA, 2019



Results and timing service provided by TISSOT

Moto2™

GoPro BRITISH GRAND PRIX

Race

Analysis by Lap

35

Num Lap Time Gap

Num	Lap	Time	Gap	Num	Lap	Time	Gap	Num	Lap	Time	Gap	Num	Lap	Time	Gap
Lap 1				Lap 3				Lap 5				Lap 7			
73	2'07.739			73	2'05.252			73	2'05.622			9	2'05.668		
9	2'07.944	0.205		9	2'05.173	0.239		9	2'05.831	0.414		41	2'05.348	1.418	
97	2'08.320	0.581		87	2'05.644	1.995		87	2'05.711	2.109		40	2'04.980	1.708	
87	2'08.901	1.162		41	2'05.420	2.328		41	2'05.684	2.230		87	2'05.368	2.283	
41	2'08.983	1.244		40	2'05.700	2.537		40	2'05.523	2.407		45	2'05.169	3.004	
40	2'09.125	1.386		97	2'06.848	3.152		45	2'05.597	4.240		21	2'05.580	4.191	
21	2'09.449	1.710		21	2'06.658	3.201		21	2'06.288	4.418		12	2'05.933	5.617	
10	2'09.704	1.965		45	2'05.819	3.392		97	2'06.144	4.969		7	2'06.019	6.447	
45	2'09.855	2.116		87	2'05.644	1.995		12	2'06.030	5.128		54	2'06.456	6.570	
22	2'10.122	2.383		41	2'05.420	2.328		54	2'06.309	5.731		97	2'07.110	6.677	
12	2'10.304	2.565		40	2'05.700	2.537		10	2'06.651	5.960		22	2'05.778	6.852	
27	2'10.593	2.854		97	2'06.848	3.152		22	2'06.545	6.096		7	2'06.058	7.191	
54	2'10.782	3.043		21	2'06.658	3.201		7	2'06.536	6.178		10	2'06.962	7.357	
7	2'10.993	3.254		45	2'05.819	3.392		27	2'06.341	6.729		88	2'06.239	9.721	
23	2'11.322	3.583		10	2'06.135	3.820		88	2'06.488	8.561		5	2'06.371	10.388	
5	2'11.508	3.769		12	2'05.568	3.908		23	2'06.952	8.703		23	2'07.409	11.230	
62	2'11.588	3.849		22	2'06.037	4.276		5	2'06.549	8.932		62	2'07.251	11.361	
11	2'12.035	4.296		54	2'06.053	4.626		62	2'06.572	9.018		72	2'06.978	11.607	
64	2'12.283	4.544		7	2'06.286	5.089		72	2'06.151	9.475		35	2'06.066	11.763	
88	2'12.497	4.758		27	2'06.578	5.272		11	2'06.881	9.760		77	2'06.533	12.489	
77	2'12.706	4.967		23	2'07.290	6.680		35	2'06.151	9.835		11	2'07.189	12.695	
72	2'12.755	5.016		88	2'06.578	6.891		77	2'06.313	10.343		64	2'06.607	12.880	
96	2'13.504	5.765		62	2'07.196	7.046		64	2'06.567	10.945		96	2'06.981	13.903	
38	2'13.643	5.904		5	2'07.095	7.212		96	2'06.670	11.663		16	2'06.359	14.340	
35	2'13.711	5.972		11	2'07.166	8.008		16	2'06.768	12.785		38	2'06.600	15.975	
4	2'13.872	6.133		77	2'06.920	8.103		38	2'07.318	13.583		65	2'06.953	17.078	
16	2'14.026	6.287		72	2'06.817	8.156		65	2'06.934	14.531		4	2'07.873	19.163	
65	2'14.500	6.761		64	2'06.694	8.447		4	2'07.908	15.174		18	2'08.353	23.471	
3	2'14.964	7.225		35	2'06.655	8.733		18	2'08.275	18.407		19	2'08.168	23.615	
19	2'15.089	7.350		96	2'07.738	9.725		3	2'08.747	18.591		3	2'11.623	26.926	
18	2'15.267	7.528		38	2'07.479	10.021		19	2'08.413	18.731					
Lap 2				Lap 4				Lap 6				Lap 8			
73	2'05.246			73	2'05.616			9	2'05.360			9	2'05.471		
9	2'05.359	0.318		9	2'05.582	0.205		41	2'05.282	1.738		41	2'05.235	1.182	
97	2'06.221	1.556		87	2'05.641	2.020		40	2'05.763	2.396		40	2'05.243	1.480	
87	2'05.687	1.603		41	2'05.456	2.168		87	2'06.248	2.583		87	2'05.643	2.455	
21	2'05.331	1.795		40	2'05.585	2.506		45	2'05.037	3.503		45	2'05.192	2.725	
40	2'05.949	2.089		21	2'06.167	3.752		21	2'05.635	4.279		21	2'05.544	4.264	
41	2'06.162	2.160		45	2'06.489	4.265		97	2'06.040	5.235		45	2'05.660	5.806	
45	2'05.955	2.825		97	2'06.911	4.447		12	2'05.998	5.352		7	2'05.803	6.779	
10	2'06.218	2.937		12	2'06.428	4.720		12	2'05.825	5.782		54	2'06.286	7.385	
22	2'06.354	3.491		10	2'06.727	4.931		54	2'05.877	6.063					
12	2'06.273	3.592		54	2'06.034	5.044		10	2'05.877	6.063					
54	2'06.028	3.825		22	2'06.513	5.173		7	2'05.692	6.096					
27	2'06.338	3.946		7	2'05.791	5.264		22	2'06.420	6.742					
7	2'06.047	4.055		27	2'06.354	6.010		27	2'06.420	6.742					
23	2'06.305	4.642		23	2'06.309	7.373		27	2'05.846	6.801					
62	2'06.499	5.102		88	2'06.420	7.695									
5	2'06.846	5.369		5	2'06.409	8.005									
88	2'06.053	5.565		62	2'06.638	8.068									
11	2'07.044	6.094		11	2'06.109	8.501									
77	2'06.714	6.435													
72	2'06.821	6.591													
64	2'07.707	7.005													
96	2'06.720	7.239													
35	2'06.604	7.330													
38	2'07.136	7.794													

Lapped rider

These data/results cannot be reproduced, stored and/or transmitted in whole or in part by any manner of electronic, mechanical, photocopying, recording, broadcasting or otherwise now known or herein after developed without the previous express consent by the copyright owner, except for reproduction in daily press and regular printed publications on sale to the public within 60 days of the event related to those data/results and always provided that copyright symbol appears together as follows below.

© DORNA, 2019

Official MotoGP Timing by TISSOT
www.motogp.com

Silverstone, Sunday, August 25, 2019

Page 1 of 2



Num Lap Time Gap

12	2'05.392	6.165
7	2'05.361	6.982
97	2'05.921	8.629
54	2'06.421	8.916
10	2'05.922	9.575
27	2'06.141	10.187
22	2'05.815	11.050
88	2'05.872	12.017
5	2'06.279	13.204
23	2'05.984	13.341
62	2'06.428	14.226
72	2'06.593	14.946
35	2'06.521	15.244
77	2'06.387	15.348
11	2'06.394	15.751
64	2'06.910	16.731
96	2'07.284	18.428
16	2'07.292	18.492
65	2'07.247	22.212
4	2'07.812	26.298
18	2'08.730	32.771
19	2'08.434	32.891
3	2'07.462	34.598

Lap 11

9	2'05.482	
41	2'05.181	0.287
40	2'05.081	0.509
87	2'05.405	2.296
45	2'05.653	2.901
21	2'05.817	5.164
12	2'06.061	6.744
7	2'05.534	7.034
97	2'05.887	9.034
54	2'05.799	9.233
10	2'06.012	10.105
27	2'05.686	10.391
22	2'05.758	11.326
88	2'05.855	12.390
5	2'06.084	13.806
23	2'06.011	13.870
62	2'06.186	14.930
72	2'06.182	15.646
77	2'06.164	16.030
35	2'06.787	16.549
11	2'06.568	16.837
64	2'06.768	18.017
96	2'07.059	20.005
16	2'07.095	20.105
65	2'07.258	23.988
4	2'08.558	29.374
18	2'08.758	36.047
19	2'09.207	36.616
3	2'07.584	36.700

Lap 12

41	2'05.177	
9	2'05.735	0.271
40	2'05.345	0.390
87	2'05.735	2.567
45	2'05.468	2.905
21	2'05.975	5.675
12	2'05.684	6.964
7	2'05.439	7.009
97	2'05.923	9.493
54	2'06.331	10.100
10	2'05.838	10.479
27	2'05.702	10.629
22	2'05.575	11.437
88	2'05.955	12.881

23	2'06.384	14.790
5	2'06.943	15.285
62	2'06.114	15.580
72	2'05.957	16.139
77	2'06.108	16.674
35	2'06.147	17.232
11	2'06.397	17.770
64	2'06.371	18.924
96	2'07.444	21.985
16	2'07.392	22.033
65	2'07.460	25.984
4	2'08.899	32.809
18	2'08.781	39.364
3	2'08.187	39.423
19	2'09.827	40.979

Lap 13

41	2'05.743	
9	2'05.681	0.209
40	2'05.776	0.423
87	2'05.437	2.261
45	2'05.941	3.103
21	2'05.994	5.926
7	2'05.880	7.146
12	2'06.165	7.386
97	2'06.541	10.291
54	2'06.074	10.431
10	2'05.918	10.654
27	2'06.193	11.079
22	2'05.863	11.557
88	2'06.179	13.317
23	2'06.135	15.182
5	2'06.319	15.861
62	2'06.293	16.130
72	2'06.608	17.004
77	2'06.340	17.271
35	2'06.077	17.566
11	2'06.325	18.352
64	2'06.150	19.331
16	2'06.588	22.878
96	2'07.451	23.693
65	2'07.803	28.044
4	2'08.067	35.133
3	2'08.280	41.960
18	2'08.928	42.549
19	2'08.679	43.915

Lap 14

41	2'05.679	
9	2'05.756	0.286
40	2'05.619	0.363
87	2'05.628	2.210
45	2'05.444	2.868
21	2'05.860	6.107
7	2'05.731	7.198
12	2'05.751	7.458
54	2'06.691	11.443
97	2'07.103	11.715
10	2'06.862	11.837
27	2'06.678	12.078
22	2'06.311	12.189
88	2'06.062	13.700
23	2'06.190	15.693
62	2'06.138	16.589
5	2'06.619	16.801
35	2'06.458	18.345
72	2'07.279	18.604
77	2'07.221	18.813
11	2'06.323	18.996
64	2'06.567	20.219

16	2'06.712	23.911
96	2'06.804	24.818
65	2'08.077	30.442
4	2'07.884	37.338
3	2'07.771	44.052
18	2'08.353	45.223
19	2'08.256	46.492

Lap 15

9	2'05.404	
40	2'05.834	0.507
41	2'06.277	0.587
87	2'05.230	1.750
45	2'05.628	2.806
21	2'05.650	6.067
7	2'05.342	6.850
12	2'05.514	7.282
10	2'06.028	12.175
97	2'06.329	12.354
54	2'06.954	12.707
27	2'06.496	12.884
22	2'06.576	13.075
88	2'05.972	13.982
23	2'05.804	15.807
62	2'06.377	17.276
5	2'06.444	17.555
35	2'05.827	18.482
72	2'06.400	19.314
77	2'06.414	19.537
11	2'06.467	19.773
64	2'06.244	20.773
16	2'06.762	24.983
96	2'06.920	26.048
65	2'08.274	33.026
4	2'07.934	39.582
3	2'07.836	46.198
18	2'08.418	47.951
19	2'08.131	48.933

Lap 16

9	2'05.503	
41	2'05.279	0.363
40	2'05.641	0.645
87	2'05.078	1.325
45	2'05.461	2.764
21	2'06.522	7.086
7	2'05.768	7.115
12	2'05.607	7.386
10	2'05.942	12.614
97	2'06.009	12.860
54	2'06.081	13.285
27	2'06.004	13.385
22	2'05.933	13.505
88	2'06.244	14.723
23	2'05.956	16.260
5	2'06.188	18.240
62	2'06.800	18.573
35	2'06.255	19.234
77	2'06.622	20.656
72	2'07.159	20.970
11	2'07.002	21.272
64	2'06.106	21.376
16	2'06.995	26.475
96	2'06.980	27.525
65	2'08.185	35.708
4	2'07.908	41.987
3	2'07.557	48.252
18	2'08.495	50.943
19	2'08.702	52.132

Lap 17

9	2'05.331	
40	2'04.835	0.149
87	2'05.107	1.101
41	2'06.181	1.213
45	2'05.620	3.053
7	2'06.246	8.030
21	2'06.448	8.203
12	2'06.238	8.293
10	2'06.297	13.580
97	2'06.196	13.725
22	2'06.521	14.695
54	2'07.073	15.027
27	2'07.017	15.071
88	2'06.169	15.561
23	2'06.517	17.446
5	2'06.376	19.285
62	2'06.610	19.852
35	2'06.165	20.068
77	2'06.654	21.979
72	2'06.569	22.208
11	2'06.705	22.646
64	2'06.749	22.794
16	2'06.573	27.717
96	2'07.462	29.656
65	2'07.538	37.915
4	2'08.269	44.925
3	2'07.859	50.780
18	2'08.678	54.290
19	2'08.904	55.705

Lap 18

40	2'05.690	
9	2'06.328	0.489
41	2'05.197	0.571
87	2'05.476	0.738
45	2'06.062	3.276
21	2'06.701	9.065
7	2'06.917	9.108
12	2'06.901	9.355
10	2'05.378	13.119
97	2'05.867	13.753
27	2'07.094	16.326
88	2'06.660	16.382
54	2'07.641	16.829
23	2'06.236	17.843
5	2'06.390	19.836
35	2'06.691	20.920
62	2'07.146	21.159
77	2'06.606	22.746
72	2'06.997	23.366
11	2'06.900	23.707
64	2'06.951	23.906
16	2'07.040	28.918
96	2'07.674	31.491
65	2'08.465	40.541
4	2'08.391	47.477
3	2'08.672	53.613
18	2'09.218	57.669
19	2'09.914	59.780

Lapped rider

These data/results cannot be reproduced, stored and/or transmitted in whole or in part by any manner of electronic, mechanical, photocopying, recording, broadcasting or otherwise now known or herein after developed without the previous express consent by the copyright owner, except for reproduction in daily press and regular printed publications on sale to the public within 60 days of the event related to those data/results and always provided that copyright symbol appears together as follows below.

© DORNA, 2019

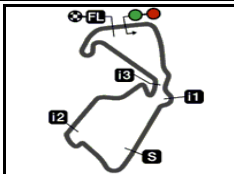
Official MotoGP Timing by TISSOT
www.motogp.com

Silverstone, Sunday, August 25, 2019

Page 2 of 2



Silverstone Circuit



5900 m.

Results and timing service provided by TISSOT

GoPro BRITISH GRAND PRIX

2019 Rookie of the Year Classification

Moto2™

36

Rider	Nation	Points	Leader Previous	QAT	ARG	AME	SPA	FRA	ITA	CAT	NED	GER	CZE	AUT	GBR	RSM	ARA	THA	JPN	AUS	MAL	VAL	
1 BASTIANINI Enea	ITA	74		7	7	7	5	9	10	11	-	2	16	-	-								
2 DI GIANNANTONIO Fabio	ITA	69	5	5	5	-	4	4	6	-	5	13	20	2	10								
3 BULEGA Nicolo	ITA	28	46	41	-	-	7	6	-	3	-	-	9	3	-								
4 MARTIN Jorge	SPA	26	48	2	1	-	1	-	-	1	-	7	3	9	4								
5 CHANTRA Somkiat	THA	11	63	15	-	6	-	-	-	-	-	-	1	4	-								
6 BEZZECCHI Marco	ITA	10	64	1	-	-	-	-	-	-	6	-	4	-	-								
7 DIXON Jake	GBR	4	70	6	-	-	-	-	-	-	4	-	-	-	-								
8 TULOVIC Lukas	GER	3	71	1	-	-	-	-	-	-	3	-	-	-	-								

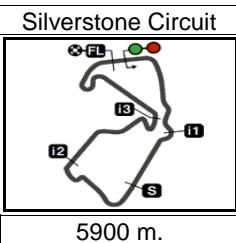
These data/results cannot be reproduced, stored and/or transmitted in whole or in part by any manner of electronic, mechanical, photocopying, recording, broadcasting or otherwise now known or herein after developed without the previous express consent by the copyright owner, except for reproduction in daily press and regular printed publications on sale to the public within 60 days of the event related to those data/results and always provided that copyright symbol appears together as follows below.

© DORNA, 2019

Official MotoGP Timing by TISSOT
www.motogp.com

Silverstone, Sunday, August 25, 2019





Results and timing service provided by **TISSOT**

After the **GoPro BRITISH GRAND PRIX**

Moto2™

2019 Riders Performance

(Qualifying Position - Starting Position - Race Position)

37

Rider	Points	QAT	ARG	AME	SPA	FRA	ITA	CAT	NED	GER	CZE	AUT	GBR	RSM	ARA	THA	JPN	AUS	MAL	VAL
1 MARQUEZ Alex	181	9	4	2	2	3	3	6	4	1	1	11	1							
		9-7	4-3	2-5	2-24	3-1	3-1	6-1	4-NC	1-1	1-1	11-2	1-NC	-	-	-	-	-	-	-
2 FERNANDEZ Augusto	146	10	32		3	14	9	1	13	5	10	13	3							
		10-5	-NS	-	3-3	14-3	9-5	1-4	13-1	5-6	10-8	13-5	3-1	-	-	-	-	-	-	-
3 LUTHI Thomas	146	7	5	4	8	2	2	2	8	12	12	5	12							
		7-2	5-NC	4-1	8-4	2-6	2-3	2-2	8-4	12-5	12-NC	5-6	12-8	-	-	-	-	-	-	-
4 NAVARRO Jorge	146	12	11	6	1	1	5	4	7	11	11	8	2							
		12-NL	11-8	6-3	1-2	1-2	5-7	4-3	7-NC	11-8	11-4	8-3	2-2	-	-	-	-	-	-	-
5 BINDER Brad	125	8	6	5	10	8	19	19	2	17	16	2	8							
		8-12	6-6	5-NC	10-5	8-4	19-15	19-11	2-2	17-2	16-NC	2-1	8-3	-	-	-	-	-	-	-
6 BALDASSARRI Lorenzo	124	3	8	15	6	7	15	7	16	10	3	6	18							
		3-1	8-1	15-NL	6-1	7-NC	15-4	7-NC	16-NC	10-7	3-11	6-4	18-7	-	-	-	-	-	-	-
7 SCHROTTER Marcel	116	1	2	1	14	10	1	12	12	3	7	16	13							
		1-3	2-5	1-2	14-15	10-8	1-8	12-7	12-8	3-3	7-6	16-9	13-14	-	-	-	-	-	-	-
8 MARINI Luca	108	4	13	10	13	19	6	13	11	2	13	10	6							
		4-8	13-7	10-6	13-8	19-13	6-2	13-6	11-3	2-10	13-5	10-NC	6-9	-	-	-	-	-	-	-
9 BASTIANINI Enea	74	13	12	17	18	16	11	10	9	24	18	4								
		13-9	12-9	17-9	18-11	16-7	11-6	10-5	9-NC	24-14	18-3	4-NC	-	-	-	-	-	-	-	-
10 DI GIANNANTONIO Fabio	69	19	18	13	7	20	14	5	6	4	5	18	10							
		19-11	18-NC	13-NL	7-12	20-12	14-10	5-NC	6-11	4-4	5-2	18-14	10-6	-	-	-	-	-	-	-
11 NAGASHIMA Tetsuta	63	14	22	14	9	31	7	16	15	18	17	1	7							
		14-NC	22-12	14-12	9-7	31-11	7-14	16-10	15-5	18-12	17-9	1-NC	7-5	-	-	-	-	-	-	-
12 GARDNER Remy	57	5	7	18	4	12	10	11	1	9	15	9	4							
		5-4	7-2	18-11	-NS	12-NC	10-13	11-NL	1-NC	9-13	15-16	9-NC	4-4	-	-	-	-	-	-	-
13 LECUONA Iker	46	16	15	19	16	22	23	15	17	6	23	14	15							
		16-NL	15-4	19-NC	16-10	22-9	23-NL	15-NC	17-15	6-NC	22-10	14-8	15-11	-	-	-	-	-	-	-

NC=Not classified NL=Not finished first lap NP=Not started race re-start N2=Not finished first lap race re-start EX=Excluded NS=Not Started DS=Disqualified

These data/results cannot be reproduced, stored and/or transmitted in whole or in part by any manner of electronic, mechanical, photocopying, recording, broadcasting or otherwise now known or herein after developed without the previous express consent by the copyright owner, except for reproduction in daily press and regular printed publications on sale to the public within 60 days of the event related to those data/results and always provided that copyright symbol appears together as follows below.
© DORNA, 2019

Official MotoGP Timing by **TISSOT**
www.motogp.com



Silverstone, Sunday, August 25, 2019

	Rider	Points	QAT	ARG	AME	SPA	FRA	ITA	CAT	NED	GER	CZE	AUT	GBR	RSM	ARA	THA	JPN	AUS	MAL	VAL
14	VIERGE Xavi	45	2	1	20	12	5	17	20	3	8	14	7	5							
			2-10	1-NS	20-NL	12-6	5-5	17-12	20-8	3-NC	8-NC	14-24	7-NC	5-10	-	-	-	-	-	-	-
15	LOCATELLI Andrea	39	17	14	11	15	6	16	9	10	14	21	17	16							
			17-13	14-11	11-10	15-14	6-NL	16-18	9-12	10-6	14-15	20-14	17-11	16-15	-	-	-	-	-	-	-
16	LOWES Sam	38	6	3	3	11	26	8	3	5	13	2	24	9							
			6-6	3-NC	3-7	11-NC	26-NC	8-9	3-9	5-NC	13-11	2-NC	24-24	9-NC	-	-	-	-	-	-	-
17	BULEGA Nicolo	28	15	9		5	15	4	8	18	16	4	19	11							
			15-NL	9-NC	-	5-9	15-10	4-NC	8-13	18-NC	16-18	4-7	19-13	11-20	-	-	-	-	-	-	-
18	PASINI Mattia	27			7	24	4	18				24	15	14							
			-	-	7-4	24-NC	4-NC	18-11	-	-	-	23-NC	15-10	14-13	-	-	-	-	-	-	-
19	MARTIN Jorge	26	11	17	8	22	13	12	17	14	7	19	12	19							
			11-15	17-NC	8-15	22-NC	13-20	12-16	17-15	14-NC	7-9	19-13	12-7	19-12	-	-	-	-	-	-	-
20	AEGERTER Dominique	12	24	20	29	23	25	21	21	19	21	30	20	20							
			24-18	20-20	29-14	23-13	25-NC	21-17	21-16	19-9	21-20	29-21	20-17	20-18	-	-	-	-	-	-	-
21	CHANTRA Somkiat	11	27	19	24	21	23		25	20		22	3	22							
			27-NC	19-10	24-20	21-17	23-NC	-	25-17	-NS	-	21-15	3-12	22-16	-	-	-	-	-	-	-
22	MANZI Stefano	10	26	23		19	24	22	22	21	23	27	21	17							
			26-20	23-NC	-	19-21	24-15	22-NC	22-NC	29-7	23-22	26-20	21-16	17-17	-	-	-	-	-	-	-
23	CORSI Simone	10	22	10	9	17	18	13	18	26	22										
			22-19	10-NC	9-8	17-NC	18-NC	13-NC	18-14	24-NC	22-21	-	-	-	-	-	-	-	-	-	-
24	BEZZECCHI Marco	10	28	21	12	25	27	25	31	22	19	6	25	24							
			28-26	21-16	12-NC	25-22	27-18	25-23	31-23	20-10	19-19	6-12	25-23	24-19	-	-	-	-	-	-	-
25	BENDSNEYDER Bo	6	18	16	16	20	17	20	14	24	15	8	23	21							
			18-16	16-14	16-13	20-16	17-NC	20-19	14-18	22-NC	15-16	8-17	23-15	21-21	-	-	-	-	-	-	-
26	DIXON Jake	4	30	28	31		11	30	26	25	26	9	27	23							
			30-NC	27-17	-NS	-	11-17	30-NC	26-NC	23-12	26-NL	9-18	27-19	23-23	-	-	-	-	-	-	-
27	ROBERTS Joe	4	23	26	22	27	29	26	29	28	25	20	29	31							
			23-22	26-22	22-NL	27-20	29-14	26-NC	29-20	26-14	25-25	-NS	29-21	31-22	-	-	-	-	-	-	-
28	TULOVIC Lukas	3	25	27	26	28	9	24	28	27	28	26	30	27							
			25-21	30-18	26-19	28-19	9-16	24-20	28-24	25-13	28-24	25-NC	30-27	26-26	-	-	-	-	-	-	-
29	PAWI Khairul Idham	3	21	25	23																
			21-17	25-13	23-17	-	-	-	-	-	-	-	-	-	-	-	-	-	-	-	-

NC=Not classified NL=Not finished first lap NP=Not started race re-start N2=Not finished first lap race re-start EX=Excluded NS=Not Started DS=Disqualified

These data/results cannot be reproduced, stored and/or transmitted in whole or in part by any manner of electronic, mechanical, photocopying, recording, broadcasting or otherwise now known or herein after developed without the previous express consent by the copyright owner, except for reproduction in daily press and regular printed publications on sale to the public within 60 days of the event related to those data/results and always provided that copyright symbol appears together as follows below.
© DORNA, 2019

Official MotoGP Timing by TISSOT
www.motogp.com



	Rider	Points	QAT	ARG	AME	SPA	FRA	ITA	CAT	NED	GER	CZE	AUT	GBR	RSM	ARA	THA	JPN	AUS	MAL	VAL
30	RAFFIN Jesko	3	20 20-14	24 24-15	21 21-16	-	-	-	-	-	-	-	-	-	-	-	-	-	-	-	-
31	ODENDAAL Steven	0	-	-	-	26 26-18	21 21-NC	28 28-22	27 27-22	29 27-16	27 27-23	25 24-22	28 28-20	28 27-25	-	-	-	-	-	-	-
32	FOLGER Jonas	0	-	-	-	-	-	-	23 23-19	23 21-17	20 20-17	29 28-19	22 22-18	-	-	-	-	-	-	-	-
33	OETTL Philipp	0	29 29-23	30 29-19	25 25-18	30 30-23	32 32-19	27 27-21	32 -NS	-	-	31 30-23	26 26-22	26 25-24	-	-	-	-	-	-	-
34	CARDELUS Xavi	0	32 32-25	31 31-21	28 28-NC	31 31-25	30 30-NC	31 31-25	30 30-25	30 28-18	29 29-26	28 27-25	32 32-26	30 30-27	-	-	-	-	-	-	-
35	EKKY PRATAMA Dimas	0	31 31-24	29 28-23	30 30-22	29 -NS	28 28-NC	29 29-24	24 24-21	-	-	32 -NS	-	-	-	-	-	-	-	-	-
36	RUIU Gabriele	0	-	-	27 27-21	-	-	-	-	-	-	-	-	-	-	-	-	-	-	-	-
37	NAGOE Teppei	0	-	-	-	-	-	32 32-NC	-	-	-	-	31 31-25	29 29-28	-	-	-	-	-	-	-
38	SMITH Bradley	0	-	-	-	-	-	-	-	-	-	-	-	25 28-NC	-	-	-	-	-	-	-

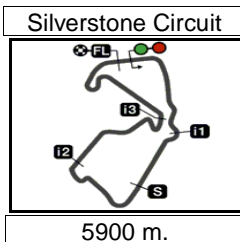
NC=Not classified NL=Not finished first lap NP=Not started race re-start N2=Not finished first lap race re-start EX=Excluded NS=Not Started DS=Disqualified

These data/results cannot be reproduced, stored and/or transmitted in whole or in part by any manner of electronic, mechanical, photocopying, recording, broadcasting or otherwise now known or herein after developed without the previous express consent by the copyright owner, except for reproduction in daily press and regular printed publications on sale to the public within 60 days of the event related to those data/results and always provided that copyright symbol appears together as follows below.
© DORNA, 2019

Official MotoGP Timing by TISSOT
www.motogp.com


Silverstone, Sunday, August 25, 2019





GoPro BRITISH GRAND PRIX
Official Starting Grid

Race : 18 laps = 106.2 km



1	1 2'04.374 73 Alex MARQUEZ Kalex	2 2'04.417 9 Jorge NAVARRO Speed Up	3 2'04.587 40 Augusto FERNANDEZ Kalex
2	4 2'04.703 87 Remy GARDNER Kalex	5 2'04.770 97 Xavi VIERGE Kalex	6 2'04.778 10 Luca MARINI Kalex
3	7 2'04.845 45 Tetsuta NAGASHIMA Kalex	8 2'04.901 41 Brad BINDER KTM	9 2'04.916 22 Sam LOWES Kalex
4	10 2'04.959 21 Fabio DI GIANNANTONIO Speed Up	11 2'05.058 11 Nicolo BULEGA Kalex	12 2'05.071 12 Thomas LUTHI Kalex
5	13 2'05.116 23 Marcel SCHROTTER Kalex	14 2'05.179 54 Mattia PASINI Kalex	15 2'05.347 27 Iker LECUONA KTM
6	16 2'05.381 5 Andrea LOCATELLI Kalex	17 2'05.399 62 Stefano MANZI MV Agusta	18 2'06.080 7 Lorenzo BALDASSARRI Kalex
7	19 2'05.401 88 Jorge MARTIN KTM	20 2'05.498 77 Dominique AEGERTER MV Agusta	21 2'05.601 64 Bo BENDSNEYDER NTS
8	22 2'05.606 35 Somkiat CHANTRA Kalex	23 2'05.612 96 Jake DIXON KTM	24 2'06.037 72 Marco BEZZECCHI KTM

FIM MotoGP Stewards grid penalty for rider #38 imposed during the Gran Premi Monster Energy de Catalunya

The results are provisional until the end of the limit for protest and appeals and until the ratification of the Event Management Committee.

Time limit for protest expires 60' at the latest after publication of the results - Time:

These data/results cannot be reproduced, stored and/or transmitted in whole or in part by any manner of electronic, mechanical, photocopying, recording, broadcasting or otherwise now known or herein after developed without the previous express consent by the copyright owner, except for reproduction in daily press and regular printed publications on sale to the public within 60 days of the event related to those data/results and always provided that copyright symbol appears together as follows below.

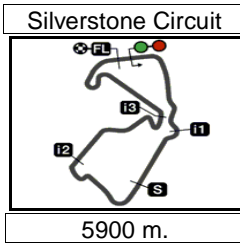
© DORNA, 2019

Official MotoGP Timing by TISSOT
www.motogp.com

Silverstone, Sunday, August 25, 2019

Page 1 of 2





Results and timing service provided by TISSOT

Moto2™

**GoPro BRITISH GRAND PRIX
Official Starting Grid**

Race : 18 laps = 106.2 km

9	25 2'06.414 65 Philipp OETTL KTM	26 2'07.082 3 Lukas TULOVIC KTM	27 2'07.457 4 Steven ODENDAAL NTS
10	28 2'06.352 38 Bradley SMITH Kalex	29 2'07.595 19 Teppei NAGOE Kalex	30 2'20.035 18 Xavi CARDELUS KTM
11	31 2'06.839 16 Joe ROBERTS KTM		

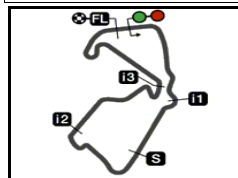
FIM MotoGP Stewards grid penalty for rider #38 imposed during the Gran Premi Monster Energy de Catalunya

The results are provisional until the end of the limit for protest and appeals and until the ratification of the Event Management Committee.
 Time limit for protest expires 60' at the latest after publication of the results - Time:
 These data/results cannot be reproduced, stored and/or transmitted in whole or in part by any manner of electronic, mechanical, photocopying, recording, broadcasting or otherwise now known or herein after developed without the previous express consent by the copyright owner, except for reproduction in daily press and regular printed publications on sale to the public within 60 days of the event related to those data/results and always provided that copyright symbol appears together as follows below.
 © DORNA, 2019

Official MotoGP Timing by TISSOT
 www.motogp.com

Silverstone, Sunday, August 25, 2019





5900 m.

GoPro BRITISH GRAND PRIX

Race

Top Speed & Average



Rider	Nation	Motorcycle	Top 5 speeds					Average	Top
97 Xavi VIERGE	SPA	KALEX	278.3	276.2	275.5	274.8	274.8	275.9	278.3
5 Andrea LOCATELLI	ITA	KALEX	276.9	276.2	275.5	274.8	274.8	275.6	276.9
7 Lorenzo BALDASSARRI	ITA	KALEX	276.9	276.9	276.2	274.8	274.1	275.5	276.9
12 Thomas LUTHI	SWI	KALEX	276.9	276.9	276.2	276.2	276.2	276.5	276.9
22 Sam LOWES	GBR	KALEX	276.9	275.5	273.4	272.0	270.6	273.7	276.9
10 Luca MARINI	ITA	KALEX	276.2	275.5	275.5	274.1	274.1	275.1	276.2
11 Nicolo BULEGA	ITA	KALEX	276.2	275.5	274.8	274.8	274.8	275.2	276.2
27 Iker LECUONA	SPA	KTM	276.2	275.5	275.5	273.4	273.4	274.8	276.2
35 Somkiat CHANTRA	THA	KALEX	275.5	274.8	274.8	274.1	274.1	274.5	275.5
40 Augusto FERNANDEZ	SPA	KALEX	275.5	274.1	274.1	274.1	272.7	273.9	275.5
41 Brad BINDER	RSA	KTM	274.8	273.4	272.0	272.0	270.6	272.2	274.8
88 Jorge MARTIN	SPA	KTM	274.8	273.4	272.0	272.0	270.6	272.2	274.8
65 Philipp OETTL	GER	KTM	274.1	270.0	270.0	269.3	268.6	269.7	274.1
77 Dominique AEGERTER	SWI	MV AGUSTA	274.1	273.4	272.7	272.7	272.0	273.0	274.1
9 Jorge NAVARRO	SPA	SPEED UP	273.4	273.4	272.7	271.3	270.6	272.3	273.4
23 Marcel SCHROTTER	GER	KALEX	273.4	272.7	271.3	271.3	271.3	271.8	273.4
45 Tetsuta NAGASHIMA	JPN	KALEX	273.4	272.7	272.0	271.3	271.3	272.0	273.4
54 Mattia PASINI	ITA	KALEX	273.4	272.7	272.7	272.0	272.0	272.6	273.4
62 Stefano MANZI	ITA	MV AGUSTA	273.4	273.4	272.7	272.7	272.0	272.8	273.4
72 Marco BEZZECCHI	ITA	KTM	273.4	273.4	272.0	271.3	270.0	271.7	273.4
19 Teppei NAGOE	JPN	KALEX	272.7	272.0	271.3	270.6	270.6	271.2	272.7
21 Fabio DI GIANNANTONIO	ITA	SPEED UP	272.7	272.7	272.0	269.3	268.6	270.7	272.7
87 Remy GARDNER	AUS	KALEX	272.7	272.7	272.0	272.0	271.3	271.9	272.7
3 Lukas TULOVIC	GER	KTM	272.0	270.6	269.3	269.3	268.6	270.0	272.0
16 Joe ROBERTS	USA	KTM	272.0	271.3	270.6	270.6	270.0	270.9	272.0
38 Bradley SMITH	GBR	KALEX	272.0	270.6	270.6	270.6	270.6	270.8	272.0
96 Jake DIXON	GBR	KTM	271.3	269.3	269.3	268.6	267.9	269.3	271.3
64 Bo BENDSNEYDER	NED	NTS	270.6	270.0	270.0	269.3	269.3	269.8	270.6
4 Steven ODENDAAL	RSA	NTS	269.3	267.9	267.9	267.3	267.3	267.8	269.3
18 Xavi CARDELUS	AND	KTM	269.3	267.3	266.6	265.3	265.3	266.8	269.3
73 Alex MARQUEZ	SPA	KALEX	269.3	269.3	268.6	268.6	267.9	268.7	269.3

These data/results cannot be reproduced, stored and/or transmitted in whole or in part by any manner of electronic, mechanical, photocopying, recording, broadcasting or otherwise now known or herein after developed without the previous express consent by the copyright owner, except for reproduction in daily press and regular printed publications on sale to the public within 60 days of the event related to those data/results and always provided that copyright symbol appears together as follows below.


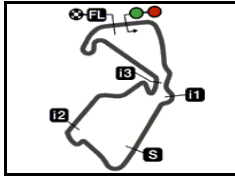
© DORNA, 2019

Official MotoGP Timing by TISSOT
www.motogp.com

Silverstone, Sunday, August 25, 2019



Silverstone Circuit


Results and timing service provided by  **TISSOT****Moto2™**

5900 m.

GoPro BRITISH GRAND PRIX

Race

Fastest Laps Sequence

<i>Lap</i>	<i>Race Time</i>	 <i>Rider</i>	<i>Nation</i>	<i>Motorcycle</i>	<i>Time</i>	<i>Km/h</i>	<i>Riders's Lap</i>
2	4'12.985	73 Alex MARQUEZ	SPA	KALEX	2'05.246	169.5	2
3	6'18.476	9 Jorge NAVARRO	SPA	SPEED UP	2'05.173	169.6	3
6	12'38.752	45 Tetsuta NAGASHIMA	JPN	KALEX	2'05.037	169.8	6
7	14'42.625	40 Augusto FERNANDEZ	SPA	KALEX	2'04.980	169.9	7
17	35'36.143	40 Augusto FERNANDEZ	SPA	KALEX	2'04.835	170.1	17

These data/results cannot be reproduced, stored and/or transmitted in whole or in part by any manner of electronic, mechanical, photocopying, recording, broadcasting or otherwise now known or herein after developed without the previous express consent by the copyright owner, except for reproduction in daily press and regular printed publications on sale to the public within 60 days of the event related to those data/results and always provided that copyright symbol appears together as follows below.

© DORNA, 2019

Official MotoGP Timing by TISSOT
www.motogp.com

Silverstone, Sunday, August 25, 2019

moto2™

