

Results and timing service provided by **TISSOT**

MotoGP™

GoPro BRITISH GRAND PRIX

Race

Classification after 20 laps = 118 km

29

Pos	Rider	Nation	Team	Motorcycle	Total Time	Km/h	Gap
1	25 42 Alex RINS	SPA	Team SUZUKI ECSTAR	SUZUKI	40'12.799	176.0	
2	20 93 Marc MARQUEZ	SPA	Repsol Honda Team	HONDA	40'12.812	176.0	0.013
3	16 12 Maverick VIÑALES	SPA	Monster Energy Yamaha MotoGP	YAMAHA	40'13.419	176.0	0.620
4	13 46 Valentino ROSSI	ITA	Monster Energy Yamaha MotoGP	YAMAHA	40'24.238	175.2	11.439
5	11 21 Franco MORBIDELLI	ITA	Petronas Yamaha SRT	YAMAHA	40'25.908	175.1	13.109
6	10 35 Cal CRUTCHLOW	GBR	LCR Honda CASTROL	HONDA	40'31.968	174.6	19.169
7	9 9 Danilo PETRUCCI	ITA	Ducati Team	DUCATI	40'32.481	174.6	19.682
8	8 43 Jack MILLER	AUS	Pramac Racing	DUCATI	40'33.117	174.5	20.318
9	7 44 Pol ESPARGARO	SPA	Red Bull KTM Factory Racing	KTM	40'33.878	174.5	21.079
10	6 29 Andrea IANNONE	ITA	Aprilia Racing Team Gresini	APRILIA	40'37.943	174.2	25.144
11	5 63 Francesco BAGNAIA	ITA	Pramac Racing	DUCATI	40'53.116	173.1	40.317
12	4 50 Sylvain GUINTOLI	FRA	Team SUZUKI ECSTAR	SUZUKI	40'58.277	172.8	45.478
13	3 55 Hafizh SYAHRIN	MAL	Red Bull KTM Tech 3	KTM	41'07.582	172.1	54.783
14	2 99 Jorge LORENZO	SPA	Repsol Honda Team	HONDA	41'09.450	172.0	56.651
15	1 17 Karel ABRAHAM	CZE	Reale Avintia Racing	DUCATI	41'42.081	169.7	1'29.282
16	53 Tito RABAT	SPA	Reale Avintia Racing	DUCATI	41'44.515	169.6	1'31.716
17	30 Takaaki NAKAGAMI	JPN	LCR Honda IDEMITSU	HONDA	41'53.219	169.0	1'40.420
Not classified							
	41 Aleix ESPARGARO	SPA	Aprilia Racing Team Gresini	APRILIA	39'10.162	171.7	1 lap
	88 Miguel OLIVEIRA	POR	Red Bull KTM Tech 3	KTM	16'17.802	173.7	12 laps
	5 Johann ZARCO	FRA	Red Bull KTM Factory Racing	KTM	16'18.287	173.6	12 laps
Not finished first lap							
	20 Fabio QUARTARARO	FRA	Petronas Yamaha SRT	YAMAHA			
	4 Andrea DOVIZIOSO	ITA	Ducati Team	DUCATI			

Race condition: **Dry**
 Air: **31°**
 Humidity: **27%**
 Ground: **44°**

Pole Position:		Marc MARQUEZ	1'58.168	179.7 Km/h
Fastest Lap (New record):	Lap 10	Marc MARQUEZ	1'59.936	177.0 Km/h
Best Race Lap:	2017	Marc MARQUEZ	2'01.560	174.7 Km/h
All Time Lap Record:	2019	Marc MARQUEZ	1'58.168	179.7 Km/h

12:40'00
 12:58'14
 13:01'07
 13:01'20 Fabio QUARTARARO
 13:01'20 Andrea DOVIZIOSO
 13:02'20 -
 13:13'11 Tito RABAT
 13:13'26 Tito RABAT
 13:15'28 Takaaki NAKAGAMI
 13:16'23 Takaaki NAKAGAMI
 13:19'11 Miguel OLIVEIRA
 13:19'11 Johann ZARCO
 13:21'45 Tito RABAT
 13:40'20 Aleix ESPARGARO

SIGHTING LAP START
WARM UP LAP START
RACE START
 crashed out - Rider OK
 crashed out - Rider OK
No jump start
 crashed out - Rider OK
 re-joined race
 crashed out - Rider OK
 re-joined race
 crashed out - Rider OK
 crashed out - Rider OK
 crashed out - Rider OK
Long lap penalty
 entered pits

The results are provisional until the end of the limit for protest and appeals.

Time limit for protest expires 30' after publication of the results - Time:

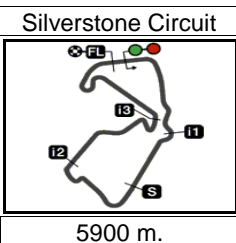
These data/results cannot be reproduced, stored and/or transmitted in whole or in part by any manner of electronic, mechanical, photocopying, recording, broadcasting or otherwise now known or herein after developed without the previous express consent by the copyright owner, except for reproduction in daily press and regular printed publications on sale to the public within 60 days of the event related to those data/results and always provided that copyright symbol appears together as follows below.

© DORNA, 2019

Official MotoGP Timing by **TISSOT**
 www.motogp.com

Silverstone, Sunday, August 25, 2019





Results and timing service provided by TISSOT

GoPro BRITISH GRAND PRIX

MotoGP™

World Championship Classification

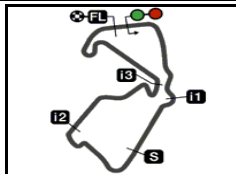
30

Rider		Points	Leader	Previous	QAT	ARG	AME	SPA	FRA	ITA	CAT	NED	GER	CZE	AUT	GBR	RSM	ARA	THA	JPN	AUS	MAL	VAL
1	MARQUEZ Marc	SPA	250		20	25	-	25	25	20	25	20	25	25	20	20							
2	DOVIZIOSO Andrea	ITA	172	78	78	25	16	13	13	20	16	-	13	11	20	25	-						
3	RINS Alex	SPA	149	101	23	13	11	25	20	6	13	13	-	-	13	10	25						
4	PETRUCCI Danilo	ITA	145	105	4	10	10	10	11	16	25	16	10	13	8	7	9						
5	VIÑALES Maverick	SPA	118	132	27	9	-	5	16	-	10	-	25	20	6	11	16						
6	ROSSI Valentino	ITA	116	134	2	11	20	20	10	11	-	-	-	8	10	13	13						
7	MILLER Jack	AUS	94	156	22	-	13	16	-	13	-	11	7	10	16	-	8						
8	QUARTARARO Fabio	FRA	92	158	2	0	8	9	-	8	6	20	16	-	9	16	-						
9	CRUTCHLOW Cal	GBR	88	162	4	16	3	-	8	7	8	-	9	16	11	-	10						
10	MORBIDELLI Franco	ITA	69	181	19	5	-	11	9	9	-	-	11	7	-	6	11						
11	ESPARGARO Pol	SPA	68	182	1	4	6	8	3	10	7	9	5	4	5	-	7						
12	NAKAGAMI Takaaki	JPN	62	188	6	7	9	6	7	-	11	8	-	2	7	5	0						
13	MIR Joan	SPA	39	211	23	8	-	0	-	0	4	10	8	9	-	-	-						
14	ESPARGARO Aleix	SPA	33	217	6	6	7	-	5	4	5	-	4	-	0	2	-						
15	BAGNAIA Francesco	ITA	29	221	4	-	2	7	-	-	-	-	2	0	4	9	5						
16	IANNONE Andrea	ITA	27	223	2	2	0	4	-	-	1	5	6	3	0	0	6						
17	OLIVEIRA Miguel	POR	26	224	1	0	5	2	0	1	0	4	3	0	3	8	-						
18	ZARCO Johann	FRA	22	228	4	1	1	3	2	3	0	6	-	-	2	4	-						
19	LORENZO Jorge	SPA	21	229	1	3	4	-	4	5	3	-	-	-	-	-	2						
20	BRADL Stefan	GER	16	234	5	-	-	-	6	-	-	-	-	6	1	3	-						
21	RABAT Tito	SPA	14	236	2	0	-	1	1	-	-	7	0	5	0	-	0						
22	PIRRO Michele	ITA	9	241	5	-	-	-	-	-	9	-	-	-	-	-	-						
23	GUINTOLI Sylvain	FRA	7	243	2	-	-	-	-	-	-	3	-	-	0	-	4						
24	SYAHRIN Hafizh	MAL	6	244	1	0	0	0	0	2	-	-	1	0	-	-	3						
25	ABRAHAM Karel	CZE	5	245	1	0	-	0	0	-	2	-	0	1	0	1	1						

These data/results cannot be reproduced, stored and/or transmitted in whole or in part by any manner of electronic, mechanical, photocopying, recording, broadcasting or otherwise now known or herein after developed without the previous express consent by the copyright owner, except for reproduction in daily press and regular printed publications on sale to the public within 60 days of the event related to those data/results and always provided that copyright symbol appears together as follows below.
© DORNA, 2019

Official MotoGP Timing by TISSOT
www.motogp.com





5900 m.

GoPro BRITISH GRAND PRIX

MotoGP™

World Championship Classification

30

Rider	Points	Leader	Previous	QAT	ARG	AME	SPA	FRA	ITA	CAT	NED	GER	CZE	AUT	GBR	RSM	ARA	THA	JPN	AUS	MAL	VAL
26 SMITH Bradley	0	250	5	-	-	-	0	-	-	-	-	-	-	-	-	-	-	-	-	-	-	-

Constructor	Points	Leader	Previous	QAT	ARG	AME	SPA	FRA	ITA	CAT	NED	GER	CZE	AUT	GBR	RSM	ARA	THA	JPN	AUS	MAL	VAL
1 HONDA	256			20	25	6	25	25	20	25	20	25	25	20	20							
2 DUCATI	211	45	45	25	16	16	13	20	25	16	13	13	20	25	9							
3 YAMAHA	195	61	16	11	20	20	16	11	10	20	25	20	10	16	16							
4 SUZUKI	166	90	29	13	11	25	20	6	13	13	8	9	13	10	25							
5 KTM	76	180	90	4	6	8	3	10	7	9	5	4	5	8	7							
6 APRILIA	53	203	23	6	7	4	5	4	5	5	6	3	-	2	6							

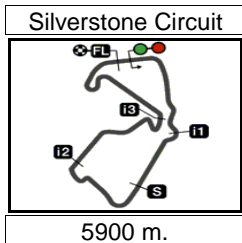
Team	Points	Leader	Previous	QAT	ARG	AME	SPA	FRA	ITA	CAT	NED	GER	CZE	AUT	GBR	RSM	ARA	THA	JPN	AUS	MAL	VAL
1 DUCATI TEAM	317			35	26	23	24	36	41	16	23	24	28	32	9							
2 REPSOL HONDA TEAM	281	36	36	23	29	-	29	30	23	25	20	31	26	23	22							
3 MONSTER ENERGY YAMAHA MOTOGP	234	83	47	20	20	25	26	11	10	-	25	28	16	24	29							
4 TEAM SUZUKI ECSTAR	192	125	42	21	11	25	20	6	17	23	8	9	13	10	29							
5 PETRONAS YAMAHA SRT	161	156	31	5	8	20	9	17	6	20	27	7	9	22	11							
6 LCR HONDA	150	167	11	23	12	6	15	7	19	8	9	18	18	5	10							
7 PRAMAC RACING	123	194	27	-	15	23	-	13	-	11	9	10	20	9	13							
8 RED BULL KTM FACTORY RACING	90	227	33	5	7	11	5	13	7	15	5	4	7	4	7							
9 APRILIA RACING TEAM GRESINI	60	257	30	8	7	4	5	4	6	5	10	3	-	2	6							
10 RED BULL KTM TECH 3	32	285	28	-	5	2	-	3	-	4	4	-	3	8	3							
11 REALE AVINTIA RACING	19	298	13	-	-	1	1	-	2	7	-	6	-	1	1							

These data/results cannot be reproduced, stored and/or transmitted in whole or in part by any manner of electronic, mechanical, photocopying, recording, broadcasting or otherwise now known or herein after developed without the previous express consent by the copyright owner, except for reproduction in daily press and regular printed publications on sale to the public within 60 days of the event related to those data/results and always provided that copyright symbol appears together as follows below.

© DORNA, 2019

Official MotoGP Timing by TISSOT
www.motogp.com





Results and timing service provided by TISSOT

MotoGP™

GoPro BRITISH GRAND PRIX
Race
Lap Chart

31

Pos	1	2	3	4	5	6	7	8	9	10	11	12	13	14	15	16	17	18	19	20	21	22
Grid	93	46	43	20	42	12	4	21	35	30	9	41	44	5	88	53	29	63	50	55	99	17



	1	93	46	42	12	21	35	43	30	44	41	29	88	9	5	53	63	50	55	99	17	
	2	93	42	46	12	21	35	43	30	44	41	88	9	5	29	53	63	50	55	99	17	
	3	93	42	46	12	21	35	43	44	30	41	88	9	5	29	53	63	50	55	99	17	
	4	93	42	46	12	21	35	43	30	44	41	88	9	5	29	63	50	53	55	99	17	
	5	93	42	46	12	21	35	43	30	44	9	41	88	5	29	63	50	53	55	99	17	
	6	93	42	46	12	21	35	43	30	44	9	41	88	29	5	63	50	99	55	17	53	30
	7	93	42	12	46	21	35	43	44	9	41	88	29	5	63	50	99	55	17	53	30	
	8	93	42	12	46	35	21	43	44	9	41	29	88	5	63	50	99	55	17	53	30	
	9	93	42	12	46	21	35	43	44	9	41	29	63	50	99	55	17	53	30			
	10	93	42	12	46	21	43	35	44	9	29	41	63	50	99	55	17	53	30			
L	11	93	42	12	46	21	43	35	44	9	41	29	63	50	99	55	17	53	30			
a	12	93	42	12	46	21	43	35	9	44	41	29	63	50	99	55	17	53	30			
P	13	93	42	12	46	21	35	43	9	44	41	29	63	50	99	55	17	53	30			
S	14	93	42	12	46	21	35	43	9	44	41	29	63	50	99	55	17	53	30			
	15	93	42	12	46	21	35	43	9	44	41	29	63	50	99	55	17	53	30			
	16	93	42	12	46	21	43	35	9	44	41	29	63	50	99	55	17	53	30			
	17	93	42	12	46	21	43	35	9	44	41	29	63	50	99	55	17	53	30			
	18	93	42	12	46	21	35	43	9	44	41	29	63	50	55	99	17	53	30			
	19	42	93	12	46	21	35	43	9	44	29	63	50	55	99	41	17	53	30			
	20	42	93	12	46	21	35	9	43	44	29	63	50	55	99	17	53	30				

Winner Lapped rider

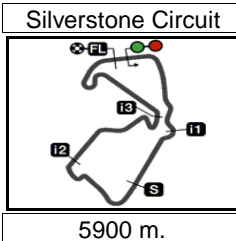
These data/results cannot be reproduced, stored and/or transmitted in whole or in part by any manner of electronic, mechanical, photocopying, recording, broadcasting or otherwise now known or herein after developed without the previous express consent by the copyright owner, except for reproduction in daily press and regular printed publications on sale to the public within 60 days of the event related to those data/results and always provided that copyright symbol appears together as follows below.

© DORNA, 2019

Official MotoGP Timing by TISSOT
 www.motogp.com

Silverstone, Sunday, August 25, 2019






GoPro BRITISH GRAND PRIX

Race

Fastest Lap of Each Rider

32

	Rider	Nation	Team	Motorcycle	Time	Lap Total	Gap
1	93 Marc MARQUEZ	SPA	Repsol Honda Team	HONDA	1'59.936	10 20	
2	42 Alex RINS	SPA	Team SUZUKI ECSTAR	SUZUKI	1'59.941	10 20	0.005 0.005
3	12 Maverick VIÑALES	SPA	Monster Energy Yamaha MotoGP	YAMAHA	2'00.122	10 20	0.186 0.181
4	46 Valentino ROSSI	ITA	Monster Energy Yamaha MotoGP	YAMAHA	2'00.402	3 20	0.466 0.280
5	9 Danilo PETRUCCI	ITA	Ducati Team	DUCATI	2'00.508	19 20	0.572 0.106
6	35 Cal CRUTCHLOW	GBR	LCR Honda CASTROL	HONDA	2'00.621	3 20	0.685 0.113
7	21 Franco MORBIDELLI	ITA	Petronas Yamaha SRT	YAMAHA	2'00.641	3 20	0.705 0.020
8	43 Jack MILLER	AUS	Pramac Racing	DUCATI	2'00.649	8 20	0.713 0.008
9	41 Aleix ESPARGARO	SPA	Aprilia Racing Team Gresini	APRILIA	2'00.808	11 19	0.872 0.159
10	30 Takaaki NAKAGAMI	JPN	LCR Honda IDEMITSU	HONDA	2'00.971	6 20	1.035 0.163
11	44 Po ESPARGARO	SPA	Red Bull KTM Factory Racing	KTM	2'01.016	6 20	1.080 0.045
12	88 Miguel OLIVEIRA	POR	Red Bull KTM Tech 3	KTM	2'01.034	3 8	1.098 0.018
13	5 Johann ZARCO	FRA	Red Bull KTM Factory Racing	KTM	2'01.100	3 8	1.164 0.066
14	29 Andrea IANNONE	ITA	Aprilia Racing Team Gresini	APRILIA	2'01.115	9 20	1.179 0.015
15	63 Francesco BAGNAIA	ITA	Pramac Racing	DUCATI	2'01.495	6 20	1.559 0.380
16	53 Tito RABAT	SPA	Reale Avintia Racing	DUCATI	2'01.763	3 20	1.827 0.268
17	50 Sylvain GUINTOLI	FRA	Team SUZUKI ECSTAR	SUZUKI	2'02.282	15 20	2.346 0.519
18	55 Hafizh SYHRIN	MAL	Red Bull KTM Tech 3	KTM	2'02.476	20 20	2.540 0.194
19	99 Jorge LORENZO	SPA	Repsol Honda Team	HONDA	2'02.682	11 20	2.746 0.206
20	17 Karel ABRAHAM	CZE	Reale Avintia Racing	DUCATI	2'03.639	19 20	3.703 0.957

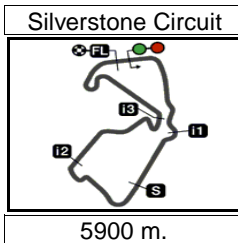
These data/results cannot be reproduced, stored and/or transmitted in whole or in part by any manner of electronic, mechanical, photocopying, recording, broadcasting or otherwise now known or herein after developed without the previous express consent by the copyright owner, except for reproduction in daily press and regular printed publications on sale to the public within 60 days of the event related to those data/results and always provided that copyright symbol appears together as follows below.

© DORNA, 2019

Official MotoGP Timing by TISSOT
www.motogp.com

Silverstone, Sunday, August 25, 2019





Results and timing service provided by **TISSOT**

MotoGP™

GoPro BRITISH GRAND PRIX

After the Race

Event Best Maximum Speed

33



<i>Rider</i>	<i>Nation Team</i>	<i>Motorcycle</i>	<i>Km/h</i>	
43 Jack MILLER	AUS Pramac Racing	DUCATI	333.3	Warm Up
35 Cal CRUTCHLOW	GBR LCR Honda CASTROL	HONDA	333.3	Free Practice Nr. 3
4 Andrea DOVIZIOSO	ITA Ducati Team	DUCATI	333.3	Warm Up
9 Danilo PETRUCCI	ITA Ducati Team	DUCATI	331.2	Race
93 Marc MARQUEZ	SPA Repsol Honda Team	HONDA	330.2	Qualifying Nr. 2
63 Francesco BAGNAIA	ITA Pramac Racing	DUCATI	329.2	Free Practice Nr. 4
41 Aleix ESPARGARO	SPA Aprilia Racing Team Gresini	APRILIA	328.2	Warm Up
42 Alex RINS	SPA Team SUZUKI ECSTAR	SUZUKI	328.2	Free Practice Nr. 3
53 Tito RABAT	SPA Reale Avintia Racing	DUCATI	328.2	Warm Up
99 Jorge LORENZO	SPA Repsol Honda Team	HONDA	326.2	Free Practice Nr. 3
12 Maverick VIÑALES	SPA Monster Energy Yamaha MotoGP	YAMAHA	326.2	Warm Up
44 Poli ESPARGARO	SPA Red Bull KTM Factory Racing	KTM	326.2	Warm Up
5 Johann ZARCO	FRA Red Bull KTM Factory Racing	KTM	325.3	Free Practice Nr. 3
46 Valentino ROSSI	ITA Monster Energy Yamaha MotoGP	YAMAHA	325.3	Free Practice Nr. 3
29 Andrea IANNONE	ITA Aprilia Racing Team Gresini	APRILIA	325.3	Race
50 Sylvain GUINTOLI	FRA Team SUZUKI ECSTAR	SUZUKI	324.3	Free Practice Nr. 3
30 Takaaki NAKAGAMI	JPN LCR Honda IDEMITSU	HONDA	324.3	Warm Up
17 Karel ABRAHAM	CZE Reale Avintia Racing	DUCATI	324.3	Free Practice Nr. 3
21 Franco MORBIDELLI	ITA Petronas Yamaha SRT	YAMAHA	323.3	Race
20 Fabio QUARTARARO	FRA Petronas Yamaha SRT	YAMAHA	323.3	Free Practice Nr. 3
55 Hafizh SYAHRIN	MAL Red Bull KTM Tech 3	KTM	322.3	Qualifying Nr. 1
88 Miguel OLIVEIRA	POR Red Bull KTM Tech 3	KTM	322.3	Warm Up

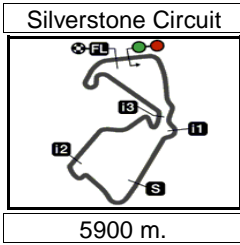
These data/results cannot be reproduced, stored and/or transmitted in whole or in part by any manner of electronic, mechanical, photocopying, recording, broadcasting or otherwise now known or herein after developed without the previous express consent by the copyright owner, except for reproduction in daily press and regular printed publications on sale to the public within 60 days of the event related to those data/results and always provided that copyright symbol appears together as follows below.

© DORNA, 2019

Official MotoGP Timing by TISSOT
www.motogp.com



Silverstone, Sunday, August 25, 2019



Results and timing service provided by TISSOT

MotoGP™

GoPro BRITISH GRAND PRIX

Race

Chronological Analysis of Performances

34

* Lap / Sector time cancelled T1 Time from finish line to 1st intermediate T3 Time from 2nd intermed. to 3rd intermed.
P Crossing the finish line in pit lane T2 Time from 1st intermed. to 2nd intermed. T4 Time from 3rd intermediate to finish line
** Tyre data subject to further updates

Lap	Lap Time	T1	T2	T3	T4	Speed
1st	42	Alex RINS		SUZUKI		SPA
Team SUZUKI ECSTAR						
Runs=1 Total laps=20 Full laps=19						

Run #	1	Front Tyre	Slick-Hard	Rear Tyre	Slick-Hard	New Tyre
1 Laps at start						
1	2'02.714	25.985	38.878	27.529	30.322	321.4
2	2'00.661	23.864	38.838	27.582	30.377	323.3
3	2'00.379	23.539	38.692	27.487	30.661	321.4
4	2'00.166	23.580	38.641	27.507	30.438	321.4
5	2'00.360	23.705	38.792	27.553	30.310	322.3
6	2'00.047	23.677	38.698	27.440	30.232	322.3
7	2'00.337	23.618	38.698	27.586	30.435	322.3
8	2'00.120	23.599	38.664	27.406	30.451	322.3
9	2'01.278	23.949	39.343	27.599	30.387	318.5
10	1'59.941	23.575	38.650	27.505	30.211	322.3
11	2'00.168	23.520	38.696	27.571	30.381	324.3
12	2'00.588	23.794	38.732	27.690	30.372	322.3
13	2'00.744	23.875	38.805	27.715	30.349	324.3
14	2'00.649	23.829	38.839	27.525	30.456	324.3
15	2'00.158	23.569	38.636	27.591	30.362	324.3
16	2'00.706	23.831	38.769	27.628	30.478	323.3
17	2'01.160	23.924	39.410	27.489	30.337	322.3
18	2'00.733	23.878	38.735	27.715	30.405	325.3
19	2'00.888	23.675	38.821	27.660	30.732	323.3
20	2'01.002	23.983	38.767	27.694	30.558	322.3

Run #	1	Front Tyre	Slick-Hard	Rear Tyre	Slick-Hard	New Tyre
1 Laps at start						

Run #	1	Front Tyre	Slick-Hard	Rear Tyre	Slick-Hard	New Tyre	
1	2'02.224	*	25.357	38.737*	27.658*	30.472	320.4
2	2'00.896		24.026	38.684	27.834	30.352	322.3
3	2'00.105		23.671	38.570	27.440	30.424	322.3
4	2'00.472		23.821	38.667	27.525	30.459	322.3
5	2'00.267		23.780	38.719	27.454	30.314	322.3
6	2'00.139		23.824	38.609	27.437	30.269	322.3
7	2'00.152		23.647	38.606	27.512	30.387	322.3
8	2'00.478		23.700	38.695	27.425	30.658	324.3
9	2'01.025		24.232	38.901	27.501	30.391	321.4
10	1'59.936		23.590	38.659	27.382	30.305	322.3
11	2'00.300		23.577	38.659	27.531	30.533	324.3
12	2'00.573		23.788	38.753	27.603	30.429	324.3
13	2'00.819		23.856	38.803	27.649	30.511	323.3
14	2'00.310		23.670	38.660	27.581	30.399	324.3

Run #	1	Front Tyre	Slick-Hard	Rear Tyre	Slick-Hard	New Tyre
1 Laps at start						

Run #	1	Front Tyre	Slick-Hard	Rear Tyre	Slick-Hard	New Tyre	
1	2'03.600		26.308	39.112	27.702	30.478	314.8
2	2'01.071		23.662	39.178	27.800	30.431	319.5
3	2'00.678		23.511	38.724	27.492	30.951	318.5
4	2'00.534		23.604	38.792	27.645	30.493	316.7
5	2'00.364		23.543	38.798	27.618	30.405	321.4
6	2'00.295		23.553	38.743	27.572	30.427	321.4
7	2'00.601		23.564	38.868	27.615	30.554	315.7
8	2'00.378		23.559	38.814	27.572	30.433	317.6
9	2'00.271		23.709	38.700	27.526	30.336	318.5
10	2'00.122		23.421	38.736	27.577	30.388	318.5
11	2'00.658		23.789	38.784	27.602	30.483	318.5
12	2'00.318		23.620	38.727	27.554	30.417	319.5
13	2'00.365		23.599	38.665	27.561	30.540	318.5
14	2'00.525		23.633	38.765	27.604	30.523	319.5
15	2'00.463		23.559	38.724	27.637	30.543	320.4
16	2'00.723		23.666	38.860	27.699	30.498	319.5
17	2'00.897		23.611	38.854	27.705	30.727	319.5
18	2'00.308		23.534	38.716	27.646	30.412	321.4
19	2'00.473		23.624	38.781	27.575	30.493	322.3
20	2'00.775		23.639	38.824	27.749	30.563	323.3

Run #	1	Front Tyre	Slick-Hard	Rear Tyre	Slick-Hard	New Tyre
1 Laps at start						

Run #	1	Front Tyre	Slick-Hard	Rear Tyre	Slick-Hard	New Tyre	
1	2'02.435		25.577	38.693	27.738	30.427	318.5
2	2'01.436		23.982	39.249	27.695	30.510	319.5
3	2'00.402		23.648	38.715	27.644	30.395	317.6
4	2'00.984		23.650	38.718	27.623	30.993	318.5
5	2'00.527		23.602	38.744	27.719	30.462	317.6
6	2'00.444		23.672	38.625	27.586	30.561	317.6
7	2'01.227		23.707	39.262	27.711	30.547	311.2
8	2'00.577		23.652	38.764	27.610	30.551	317.6

Fastest Lap:	Marc MARQUEZ	Repsol Honda Team	SPA	1'59.936	23.590	38.659	27.382	30.305
---------------------	--------------	-------------------	-----	----------	--------	--------	--------	--------

These data/results cannot be reproduced, stored and/or transmitted in whole or in part by any manner of electronic, mechanical, photocopying, recording, broadcasting or otherwise now known or herein after developed without the previous express consent by the copyright owner, except for reproduction in daily press and regular printed publications on sale to the public within 60 days of the event related to those data/results and always provided that copyright symbol appears together as follows below.
© DORNA, 2019



Race

MotoGP

Lap	Lap Time	T1	T2	T3	T4	Speed	Lap	Lap Time	T1	T2	T3	T4	Speed
9	2'00.440	23.576	38.847	27.571	30.446	319.5	13	2'01.400	23.988	38.899	27.951	30.562	323.3
10	2'00.584	23.587	38.803	27.660	30.534	316.7	14	2'01.453	23.954	38.916	27.916	30.667	325.3
11	2'00.861	23.659	38.832	27.670	30.700	318.5	15	2'02.596	24.528	39.237	28.121	30.710	325.3
12	2'00.766	23.677	38.746	27.728	30.615	318.5	16	2'02.824	24.359	39.465	28.284	30.716	322.3
13	2'01.602	23.685	38.765	27.755	31.397	317.6	17	2'01.849	23.890	39.176	28.144	30.639	322.3
14	2'02.180	23.897	39.133	28.109	31.041	315.7	18	2'02.001	24.061	39.215	28.081	30.644	325.3
15	2'01.514	23.925	39.033	27.870	30.686	317.6	19	2'01.949	24.083	39.052	28.111	30.703	325.3
16	2'01.221	23.816	38.987	27.796	30.622	316.7	20	2'02.055	24.116	39.118	28.114	30.707	324.3
17	2'01.496	23.807	39.091	27.826	30.772	315.7							
18	2'01.724	23.952	38.961	28.092	30.719	318.5							
19	2'01.789	23.960	39.095	27.942	30.792	317.6							
20	2'02.029	24.006	39.067	27.982	30.974	316.7							

5th **21** Franco MORBIDELLI YAMAHA ITA
Petronas Yamaha SRT

Runs=1 Total laps=20 Full laps=19

Run #	1	Front Tyre	Slick-Hard	Rear Tyre	Slick-Hard	
			New Tyre		New Tyre	
1	2'03.838 *	26.743	38.970*	27.763*	30.362	314.8
2	2'01.042	23.705	38.805	28.044	30.488	321.4
3	2'00.641	23.663	38.666	27.637	30.675	318.5
4	2'00.773	23.769	38.802	27.605	30.597	318.5
5	2'00.707	23.707	38.702	27.637	30.661	320.4
6	2'00.812	23.905	38.748	27.619	30.540	317.6
7	2'01.000	23.890	38.803	27.659	30.648	317.6
8	2'01.208	24.146	38.859	27.692	30.511	321.4
9	2'00.918	23.676	38.851	27.605	30.786	323.3
10	2'01.060	23.770	38.931	27.795	30.564	314.8
11	2'01.156	23.890	38.817	27.726	30.723	316.7
12	2'01.179	23.916	38.762	27.790	30.711	316.7
13	2'01.116	23.794	38.880	27.628	30.814	314.8
14	2'01.191	23.810	38.938	27.740	30.703	316.7
15	2'01.253	23.888	38.883	27.804	30.678	317.6
16	2'01.175	23.817	38.926	27.686	30.746	316.7
17	2'01.487	23.843	39.054	27.853	30.737	315.7
18	2'01.572	24.043	38.913	27.806	30.810	318.5
19	2'01.609	24.059	39.010	27.813	30.727	317.6
20	2'02.171	24.073	39.172	27.983	30.943	318.5

6th **35** Cal CRUTCHLOW HONDA GBR
LCR Honda CASTROL

Runs=1 Total laps=20 Full laps=19

Run #	1	Front Tyre	Slick-Hard	Rear Tyre	Slick-Hard	
			New Tyre		New Tyre	
1	2'04.167	26.906	39.048	27.862	30.351	316.7
2	2'00.893	23.760	38.936	27.755	30.442	323.3
3	2'00.621	23.908	38.793	27.637	30.283	322.3
4	2'01.000	23.918	38.787	27.856	30.439	327.2
5	2'00.645	23.694	38.804	27.662	30.485	324.3
6	2'00.726	23.875	38.825	27.637	30.389	325.3
7	2'00.880	23.832	38.934	27.713	30.401	320.4
8	2'00.862	23.844	38.897	27.661	30.460	324.3
9	2'01.926	23.690	39.391	28.215	30.630	325.3
10	2'01.377	23.852	39.340	27.920	30.265	322.3
11	2'01.394	24.138	38.860	27.795	30.601	321.4
12	2'01.350	24.027	38.846	28.000	30.477	327.2

7th **9** Danilo PETRUCCI DUCATI ITA
Ducati Team

Runs=1 Total laps=20 Full laps=19

Run #	1	Front Tyre	Slick-Hard	Rear Tyre	Slick-Hard	
			New Tyre		New Tyre	
1	2'06.841	28.055	39.570	28.560	30.656	325.3
2	2'01.548	23.904	39.085	28.099	30.460	314.8
3	2'01.148	23.928	38.796	27.875	30.549	325.3
4	2'01.517	23.920	38.955	27.842	30.800	324.3
5	2'01.292	23.892	38.923	27.826	30.651	320.4
6	2'01.427	23.848	38.918	27.734	30.927	327.2
7	2'01.742	23.835	38.899	28.177	30.831	324.3
8	2'01.443	23.859	38.877	27.960	30.747	324.3
9	2'01.305	23.891	38.905	27.690	30.819	324.3
10	2'00.943	23.700	38.934	27.700	30.609	324.3
11	2'01.242	23.851	38.857	27.862	30.672	324.3
12	2'01.693	24.015	38.923	27.890	30.865	323.3
13	2'01.783	23.940	39.048	27.867	30.928	322.3
14	2'01.481	23.979	38.975	27.709	30.818	321.4
15	2'01.503	23.918	39.070	27.790	30.725	323.3
16	2'01.650	23.993	38.982	27.841	30.834	323.3
17	2'00.993	23.836	38.801	27.682	30.674	324.3
18	2'01.089	23.883	38.782	27.832	30.592	326.2
19	2'00.508	23.894	38.650	27.583	30.381	327.2
20	2'01.333	23.877	38.922	27.683	30.851	331.2

8th **43** Jack MILLER DUCATI AUS
Pramac Racing

Runs=1 Total laps=20 Full laps=19

Run #	1	Front Tyre	Slick-Hard	Rear Tyre	Slick-Hard	
			New Tyre		New Tyre	
1	2'05.156	27.502	39.067	27.787	30.800	318.5
2	2'00.897	23.934	38.782	27.645	30.536	326.2
3	2'00.762	23.852	38.801	27.670	30.439	322.3
4	2'01.015	23.801	38.881	27.639	30.694	326.2
5	2'00.734	23.726	38.774	27.564	30.670	327.2
6	2'00.702	23.794	38.769	27.742	30.397	326.2
7	2'00.933	23.765	38.920	27.771	30.477	325.3
8	2'00.649	23.753	38.803	27.591	30.502	327.2
9	2'01.164	23.841	38.993	27.629	30.701	327.2
10	2'01.013	23.734	38.935	27.690	30.654	327.2
11	2'01.429	23.908	38.937	27.777	30.807	326.2
12	2'01.353	23.846	38.965	27.764	30.778	326.2
13	2'01.795	24.207	39.097	27.747	30.744	323.3
14	2'01.394	23.948	39.004	27.723	30.719	327.2
15	2'02.737	24.372	39.282	28.067	31.016	328.2
16	2'01.855	24.093	38.936	27.814	31.012	327.2

Fastest Lap: Marc MARQUEZ Repsol Honda Team SPA 1'59.936 23.590 38.659 27.382 30.305

These data/results cannot be reproduced, stored and/or transmitted in whole or in part by any manner of electronic, mechanical, photocopying, recording, broadcasting or otherwise now known or herein after developed without the previous express consent by the copyright owner, except for reproduction in daily press and regular printed publications on sale to the public within 60 days of the event related to those data/results and always provided that copyright symbol appears together as follows below.
© DORNA, 2019

Official MotoGP Timing by TISSOT
www.motogp.com

Silverstone, Sunday, August 25, 2019

Page 2 of 5



Race

MotoGP

Lap	Lap Time	T1	T2	T3	T4	Speed
17	2'02.313	24.054	39.310	28.022	30.927	324.3
18	2'03.030	24.320	39.417	28.406	30.887	323.3
19	2'01.882	24.055	39.196	27.916	30.715	324.3
20	2'02.304	23.939	39.475	27.926	30.964	327.2

9th	44	Po ESPARGARO	KTM	SPA
		Red Bull KTM Factory Racing		
		Runs=1	Total laps=20	Full laps=19

Run #	1	Front Tyre	Slick-Hard	Rear Tyre	Slick-Hard	Speed
		New Tyre		New Tyre		
1	2'05.975	27.666	39.591	27.953	30.765	316.7
2	2'01.061	23.798	38.934	27.650	30.679	323.3
3	2'01.348	23.939	38.983	27.727	30.699	323.3
4	2'02.087	23.757	39.118	28.390	30.822	320.4
5	2'01.597	23.831	39.101	27.901	30.764	321.4
6	2'01.016	23.775	38.822	27.834	30.585	322.3
7	2'01.208	23.666	38.972	27.839	30.731	321.4
8	2'01.363	23.801	38.982	27.807	30.773	320.4
9	2'01.655	23.735	39.024	27.862	31.034	320.4
10	2'01.495	23.725	38.900	27.850	31.020	318.5
11	2'01.595	23.848	39.131	27.715	30.901	319.5
12	2'02.117	24.357	39.131	27.737	30.892	321.4
13	2'01.795	23.890	39.118	27.949	30.838	321.4
14	2'01.552	24.012	39.039	27.647	30.854	322.3
15	2'01.381	23.778	39.082	27.784	30.737	323.3
16	2'01.521	23.927	39.096	27.779	30.719	322.3
17	2'01.313	23.867	38.946	27.858	30.642	322.3
18	2'01.081	23.793	38.957	27.707	30.624	326.2
19	2'01.195	23.878	38.864	27.762	30.691	326.2
20	2'01.523	23.819	39.251	27.668	30.785	322.3

10th	29	Andrea IANNONE	APRILIA	ITA
		Aprilia Racing Team Gresini		
		Runs=1	Total laps=20	Full laps=19

Run #	1	Front Tyre	Slick-Hard	Rear Tyre	Slick-Hard	Speed
		New Tyre		New Tyre		
1	2'06.503	27.767	39.623	28.333	30.780	320.4
2	2'02.455	23.779	39.304	28.778	30.594	325.3
3	2'01.149	23.966	39.017	27.658	30.508	318.5
4	2'01.416	23.856	39.002	27.784	30.774	322.3
5	2'01.716	23.848	39.113	27.923	30.832	321.4
6	2'01.185	23.771	39.034	27.754	30.626	322.3
7	2'01.736	23.788	39.147	28.051	30.750	321.4
8	2'01.602	23.909	39.130	27.693	30.870	323.3
9	2'01.115	23.894	39.064	27.548	30.609	320.4
10	2'01.365	23.697	39.014	27.723	30.931	320.4
11	2'01.533	24.030	38.986	27.701	30.816	320.4
12	2'01.265	23.741	38.960	27.844	30.720	319.5
13	2'01.572	23.923	39.080	27.923	30.646	323.3
14	2'01.711	24.085	39.092	27.733	30.801	322.3
15	2'01.576	23.828	39.137	27.884	30.727	319.5
16	2'01.765	23.987	38.931	27.894	30.953	321.4
17	2'02.175	23.837	38.967	27.871	31.500	319.5
18	2'01.372	23.901	39.068	27.691	30.712	317.6
19	2'02.693	23.963	39.592	28.054	31.084	316.7
20	2'02.039	23.819	39.226	27.918	31.076	315.7

11th	63	Francesco BAGNAIA	DUCATI	ITA
		Pramac Racing		
		Runs=1	Total laps=20	Full laps=19

Run #	1	Front Tyre	Slick-Hard	Rear Tyre	Slick-Hard	Speed
		New Tyre		New Tyre		
1	2'07.942	28.407	40.182	28.261	31.092	303.3
2	2'02.659	23.997	39.582	28.121	30.959	326.2
3	2'02.118	23.980	39.196	28.044	30.898	322.3
4	2'02.352	24.070	39.143	28.009	31.130	324.3
5	2'01.720	23.854	39.143	27.907	30.816	324.3
6	2'01.495	24.045	39.141	27.743	30.566	322.3
7	2'01.616	23.815	39.137	27.909	30.755	323.3
8	2'02.992	24.122	39.214	27.988	31.668	324.3
9	2'01.995	24.140	39.148	27.923	30.784	323.3
10	2'01.989	23.957	39.218	27.950	30.864	321.4
11	2'01.678	23.891	39.162	27.805	30.820	321.4
12	2'02.088	24.114	39.245	28.007	30.722	321.4
13	2'02.318	23.996	39.414	27.930	30.978	320.4
14	2'02.264	23.913	39.354	27.993	31.004	321.4
15	2'02.350	24.025	39.234	28.048	31.043	322.3
16	2'02.908	24.197	39.278	28.188	31.245	325.3
17	2'02.763	24.165	39.421	28.271	30.906	321.4
18	2'02.430	24.178	39.455	27.960	30.837	323.3
19	2'03.258	24.227	39.512	28.284	31.235	322.3
20	2'04.181	24.446	39.830	28.248	31.657	319.5

12th	50	Sylvain GUINTOLI	SUZUKI	FRA
		Team SUZUKI ECSTAR		
		Runs=1	Total laps=20	Full laps=19

Run #	1	Front Tyre	Slick-Medium	Rear Tyre	Slick-Hard	Speed
		New Tyre		New Tyre		
1	2'08.115	28.382	40.294	28.380	31.059	305.9
2	2'02.737	24.223	39.345	28.296	30.873	320.4
3	2'02.556	23.993	39.399	28.135	31.029	318.5
4	2'02.646	24.121	39.427	28.180	30.918	319.5
5	2'02.578	24.064	39.458	28.176	30.880	319.5
6	2'02.392	24.012	39.417	28.060	30.903	317.6
7	2'02.649	24.066	39.435	28.179	30.969	316.7
8	2'02.574	23.961	39.446	28.290	30.877	317.6
9	2'02.707	24.125	39.458	28.195	30.929	317.6
10	2'02.738	24.016	39.412	28.262	31.048	315.7
11	2'02.733	24.068	39.419	28.261	30.985	317.6
12	2'02.907	24.347	39.390	28.165	31.005	317.6
13	2'02.806	24.205	39.427	28.098	31.076	315.7
14	2'02.373	23.997	39.374	28.144	30.858	315.7
15	2'02.282	23.957	39.336	28.045	30.944	316.7
16	2'02.565	24.113	39.288	28.193	30.971	316.7
17	2'02.414	23.982	39.523	28.099	30.810	316.7
18	2'02.349	23.888	39.519	28.067	30.875	317.6
19	2'02.413	23.935	39.294	28.190	30.994	317.6
20	2'03.743	24.474	39.800	28.245	31.224	315.7

Fastest Lap:	Marc MARQUEZ	Repsol Honda Team	SPA	1'59.936	23.590	38.659	27.382	30.305
---------------------	--------------	-------------------	-----	----------	--------	--------	--------	--------

These data/results cannot be reproduced, stored and/or transmitted in whole or in part by any manner of electronic, mechanical, photocopying, recording, broadcasting or otherwise now known or herein after developed without the previous express consent by the copyright owner, except for reproduction in daily press and regular printed publications on sale to the public within 60 days of the event related to those data/results and always provided that copyright symbol appears together as follows below.
© DORNA, 2019



Race

MotoGP

Lap	Lap Time	T1	T2	T3	T4	Speed	Lap	Lap Time	T1	T2	T3	T4	Speed
13th	55	Hafiz SYAHRIN				KTM	MAL	Run # 1	Front Tyre	Slick-Medium	Rear Tyre	Slick-Hard	
		Red Bull KTM Tech 3							New Tyre		New Tyre		
		Runs=1	Total laps=20	Full laps=19			1	2'10.200	28.878	40.688	29.188	31.446	296.7
							2	2'04.094	24.553	39.767	28.423	31.351	316.7
							3	2'03.753	24.415	39.762	28.307	31.269	313.0
							4	2'04.076	24.322	39.735	28.295	31.724	319.5
							5	2'04.715	24.247	40.269	28.829	31.370	300.8
							6	2'06.285	24.607	40.457	29.287	31.934	305.9
							7	2'06.836	24.856	40.627	28.972	32.381	315.7
							8	2'06.406	24.870	40.646	28.991	31.899	314.8
							9	2'06.773	24.640	40.335	29.609	32.189	316.7
							10	2'05.605	24.631	40.448	28.817	31.709	315.7
							11	2'04.706	24.350	40.194	28.698	31.464	317.6
							12	2'04.697	24.277	40.141	28.766	31.513	316.7
							13	2'04.371	24.494	39.775	28.512	31.590	318.5
							14	2'04.328	24.293	39.874	28.546	31.615	319.5
							15	2'04.010	24.196	39.923	28.584	31.307	318.5
							16	2'04.046	24.482	39.781	28.472	31.311	317.6
							17	2'04.157	24.331	39.897	28.502	31.427	318.5
							18	2'04.310	24.386	39.909	28.481	31.534	319.5
							19	2'03.639	24.253	39.702	28.369	31.315	320.4
							20	2'05.074	24.366	40.083	28.691	31.934	317.6

Lap	Lap Time	T1	T2	T3	T4	Speed	Lap	Lap Time	T1	T2	T3	T4	Speed
14th	99	Jorge LORENZO				HONDA	SPA	Run # 1	Front Tyre	Slick-Hard	Rear Tyre	Slick-Hard	
		Repsol Honda Team							New Tyre		New Tyre		
		Runs=1	Total laps=20	Full laps=19			1	2'07.579	28.284	39.932	28.375	30.988	313.0
							2	2'02.145	24.049	39.295	27.871	30.930	321.4
							3	2'01.763	24.053	38.955	27.847	30.908	324.3
							4	2'05.081	24.085	39.064	30.874	31.058	323.3
							5	2'02.656 *	24.715 *	39.267	27.865	30.809	318.5
							6	2'37.992	24.063	39.172	28.553	32.204	322.3
							7	2'03.958	24.850	39.682	28.341	31.085	317.6
							8	2'03.732	24.630	39.812	28.180	31.110	319.5
							9	2'02.774	24.293	39.439	28.089	30.953	318.5
							10	2'02.578	24.114	39.220	28.071	31.173	320.4
							11	2'07.885	24.464	41.571	30.224	31.626	319.5
							12	2'03.149	24.239	39.657	28.220	31.033	318.5
							13	2'03.422	24.451	39.581	28.169	31.221	319.5
							14	2'02.846	24.314	39.323	28.166	31.043	320.4
							15	2'02.864	24.312	39.364	28.182	31.006	319.5
							16	2'04.506	24.564	39.290	27.930	32.722	319.5
							17	2'02.452	24.261	39.342	27.999	30.850	327.2
							18	2'02.216	24.217	39.065	28.012	30.922	322.3
							19	2'02.330	24.273	39.218	28.000	30.839	321.4
							20	2'02.587	24.127	39.269	28.151	31.040	320.4

Lap	Lap Time	T1	T2	T3	T4	Speed	Lap	Lap Time	T1	T2	T3	T4	Speed
15th	17	Karel ABRAHAM				DUCATI	CZE	Run # 1	Front Tyre	Slick-Hard	Rear Tyre	Slick-Medium	
		Reale Avintia Racing							New Tyre		New Tyre		
		Runs=1	Total laps=20	Full laps=19			1	2'05.498	27.343	39.630	27.850	30.675	315.7
							2	2'01.216	23.885	38.989	27.716	30.626	319.5

Fastest Lap:	Marc MARQUEZ	Repsol Honda Team	SPA	1'59.936	23.590	38.659	27.382	30.305
---------------------	--------------	-------------------	-----	-----------------	--------	--------	--------	--------

These data/results cannot be reproduced, stored and/or transmitted in whole or in part by any manner of electronic, mechanical, photocopying, recording, broadcasting or otherwise now known or herein after developed without the previous express consent by the copyright owner, except for reproduction in daily press and regular printed publications on sale to the public within 60 days of the event related to those data/results and always provided that copyright symbol appears together as follows below.
© DORNA, 2019



Race

MotoGP

Lap	Lap Time	T1	T2	T3	T4	Speed	Lap	Lap Time	T1	T2	T3	T4	Speed
3	2'01.890	24.068	39.341	27.845	30.636	316.7	8	2'02.049	23.986	39.549	28.088	30.426	309.4
4	2'01.539	23.779	39.065	27.896	30.799	319.5		unfinished	24.079	39.132			320.4
5	2'01.254	23.854	39.006	27.749	30.645	317.6	20th 5 Johann ZARCO KTM FRA Red Bull KTM Factory Racing						
6	2'00.971	23.893	38.860	27.769	30.449	317.6	Runs=1 Total laps=9 Full laps=7						
7	3'09.977	23.740	39.068	27.676	1'39.493	315.7	Run # 1	Front Tyre	Slick-Hard	Rear Tyre	Slick-Hard		
8	2'06.163	25.336	40.908	28.720	31.199	313.0		**	New Tyre	**	New Tyre		
9	2'02.267	24.248	39.273	28.054	30.692	313.0	1	2'07.051	28.204	39.738	28.411	30.698	308.5
10	2'01.973	23.843	39.637	27.787	30.706	307.6	2	2'01.610	23.851	39.085	28.169	30.505	313.9
11	2'01.352	23.840	38.929	27.716	30.867	314.8	3	2'01.100	23.782	38.999	27.776	30.543	316.7
12	2'01.333	23.824	39.198	27.749	30.562	310.3	4	2'01.489	23.841	38.993	27.994	30.661	321.4
13	2'01.101	23.851	38.921	27.669	30.660	315.7	5	2'01.755	23.951	39.104	27.956	30.744	317.6
14	2'02.616	24.118	39.447	28.012	31.039	311.2	6	2'01.984	24.163	39.089	27.818	30.914	321.4
15	2'01.917	24.016	39.221	27.968	30.712	313.9	7	2'01.856	23.989	39.198	27.895	30.774	320.4
16	2'03.037	24.608	39.640	27.969	30.820	313.0	8	2'01.442	23.802	38.992	27.980	30.668	321.4
17	2'01.914	24.112	39.075	28.037	30.690	316.7		unfinished	23.815	39.073			322.3
18	2'03.017	24.542	39.551	27.969	30.955	313.0							
19	2'02.275	24.249	39.307	27.932	30.787	313.9							
20	2'01.909	24.011	39.281	27.948	30.669	313.0							

18th 41 Aleix ESPARGARO APRILIA SPA
Aprilia Racing Team Gresini

Runs=1 Total laps=19 Full laps=17

Run #	1	Front Tyre	Slick-Hard	Rear Tyre	Slick-Hard	
			New Tyre		New Tyre	
1	2'06.227	27.906	39.553	28.193	30.575	317.6
2	2'01.109	23.883	38.910	27.786	30.530	323.3
3	2'01.391	23.910	39.108	27.907	30.466	319.5
4	2'01.816	23.889	39.027	28.143	30.757	321.4
5	2'02.073	23.980	39.116	28.226	30.751	320.4
6	2'01.252	23.834	39.072	27.752	30.594	324.3
7	2'01.760	23.932	39.085	27.969	30.774	322.3
8	2'01.542	23.935	39.150	27.896	30.561	320.4
9	2'01.431	23.842	39.222	27.765	30.602	321.4
10	2'01.732	23.739	39.083	28.074	30.836	320.4
11	2'00.808	23.703	38.968	27.674	30.463	320.4
12	2'01.491	23.779	39.271	27.798	30.643	324.3
13	2'01.777	24.086	39.153	27.933	30.605	323.3
14	2'01.561	24.086	39.105	27.763	30.607	322.3
15	2'01.653	23.896	39.238	27.906	30.613	326.2
16	2'01.608	23.863	39.155	27.827	30.763	324.3
17	2'01.458	23.806	39.098	27.837	30.717	322.3
18	2'01.944	23.851	39.321	27.860	30.912	321.4
19	2'37.529 P	24.087	44.136	39.690	49.616	294.2

19th 88 Miguel OLIVEIRA KTM POR
Red Bull KTM Tech 3

Runs=1 Total laps=9 Full laps=7

Run #	1	Front Tyre	Slick-Hard	Rear Tyre	Slick-Hard	
			New Tyre		New Tyre	
1	2'06.604	27.939	39.861	28.189	30.615	305.0
2	2'01.572	23.920	39.120	28.055	30.477	316.7
3	2'01.034	23.752	39.001	27.828	30.453	319.5
4	2'01.565	23.823	39.039	27.977	30.726	315.7
5	2'02.035	24.044	39.315	27.944	30.732	303.3
6	2'01.171	23.996	38.941	27.762	30.472	322.3
7	2'01.772	24.041	39.100	27.945	30.686	317.6

Fastest Lap: Marc MARQUEZ Repsol Honda Team SPA **1'59.936** 23.590 38.659 27.382 30.305

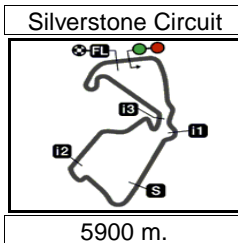
These data/results cannot be reproduced, stored and/or transmitted in whole or in part by any manner of electronic, mechanical, photocopying, recording, broadcasting or otherwise now known or herein after developed without the previous express consent by the copyright owner, except for reproduction in daily press and regular printed publications on sale to the public within 60 days of the event related to those data/results and always provided that copyright symbol appears together as follows below.
© DORNA, 2019

Official MotoGP Timing by **TISSOT**
www.motogp.com

Silverstone, Sunday, August 25, 2019

Page 5 of 5





Results and timing service provided by TISSOT

MotoGP™

GoPro BRITISH GRAND PRIX

Race

Analysis by Lap

35

Num	Lap	Time	Gap	Num	Lap	Time	Gap	Num	Lap	Time	Gap				
Lap 1															
93	2'02.224			44	2'01.016	8.981		12	2'00.271	2.034					
46	2'02.435	0.211		9	2'01.427	9.670		46	2'00.440	2.714					
42	2'02.714	0.490		41	2'01.252	9.765		21	2'00.918	5.181					
12	2'03.600	1.376		88	2'01.171	9.878		35	2'01.926	5.962					
21	2'03.838	1.614		29	2'01.185	10.321		43	2'01.164	6.254					
35	2'04.167	1.943		5	2'01.984	10.886		44	2'01.655	11.552					
43	2'05.156	2.932		63	2'01.495	14.183		9	2'01.305	12.505					
30	2'05.498	3.274		50	2'02.392	16.921		41	2'01.431	12.843					
44	2'05.975	3.751		99	2'03.114	23.271		29	2'01.115	13.119					
41	2'06.227	4.003		55	2'04.062	23.479		63	2'01.995	19.131					
29	2'06.503	4.279		17	2'06.285	29.020		50	2'02.707	23.196					
88	2'06.604	4.380		53	2'37.992	53.113		99	2'02.799	30.476					
9	2'06.841	4.617		Lap 4											
5	2'07.051	4.827		93	2'00.472			93	2'00.472						
53	2'07.579	5.355		42	2'00.166	0.223		42	2'00.166	0.223					
63	2'07.942	5.718		46	2'00.984	1.560		46	2'00.984	1.560					
50	2'08.115	5.891		12	2'00.534	2.186		12	2'00.534	2.186					
55	2'08.696	6.472		21	2'00.773	2.597		21	2'00.773	2.597					
99	2'09.801	7.577		35	2'01.000	2.984		35	2'01.000	2.984					
17	2'10.200	7.976		43	2'01.015	4.133		43	2'01.015	4.133					
Lap 2															
93	2'00.896			30	2'01.539	6.446		30	2'01.539	6.446					
42	2'00.661	0.255		44	2'02.087	6.774		44	2'02.087	6.774					
46	2'01.436	0.751		41	2'01.816	6.846		41	2'01.816	6.846					
12	2'01.071	1.551		88	2'01.565	7.078		88	2'01.565	7.078					
21	2'01.042	1.760		9	2'01.517	7.357		9	2'01.517	7.357					
35	2'00.893	1.940		5	2'01.489	7.553		5	2'01.489	7.553					
43	2'00.897	2.933		29	2'01.416	7.826		29	2'01.416	7.826					
30	2'01.216	3.594		63	2'02.352	11.374		63	2'02.352	11.374					
44	2'01.061	3.916		50	2'02.646	12.357		50	2'02.646	12.357					
41	2'01.109	4.216		53	2'05.081	12.871		53	2'05.081	12.871					
88	2'01.572	5.056		55	2'03.653	15.995		55	2'03.653	15.995					
9	2'01.548	5.269		99	2'03.723	17.440		99	2'03.723	17.440					
5	2'01.610	5.541		17	2'04.076	18.426		17	2'04.076	18.426					
29	2'02.455	5.838		Lap 5											
53	2'02.145	6.604		93	2'00.267			93	2'00.267						
63	2'02.659	7.481		42	2'00.360	0.316		42	2'00.360	0.316					
50	2'02.737	7.732		46	2'00.527	1.820		46	2'00.527	1.820					
55	2'03.750	9.326		12	2'00.364	2.283		12	2'00.364	2.283					
99	2'03.961	10.642		21	2'00.707	3.037		21	2'00.707	3.037					
17	2'04.094	11.174		35	2'00.645	3.362		35	2'00.645	3.362					
Lap 3															
93	2'00.105			43	2'00.734	4.600		43	2'00.734	4.600					
42	2'00.379	0.529		30	2'01.254	7.433		30	2'01.254	7.433					
46	2'00.402	1.048		44	2'01.597	8.104		44	2'01.597	8.104					
12	2'00.678	2.124		9	2'01.292	8.382		9	2'01.292	8.382					
21	2'00.641	2.296		41	2'02.073	8.652		41	2'02.073	8.652					
35	2'00.621	2.456		88	2'02.035	8.846		88	2'02.035	8.846					
43	2'00.762	3.590		5	2'01.755	9.041		5	2'01.755	9.041					
44	2'01.348	5.159		29	2'01.716	9.275		29	2'01.716	9.275					
30	2'01.890	5.379		63	2'01.720	12.827		63	2'01.720	12.827					
41	2'01.391	5.502		50	2'02.578	14.668		50	2'02.578	14.668					
88	2'01.034	5.985		53	2'02.656	15.260		53	2'02.656	15.260					
9	2'01.148	6.312		55	2'03.828	19.556		55	2'03.828	19.556					
5	2'01.100	6.536		99	2'03.123	20.296		99	2'03.123	20.296					
29	2'01.149	6.882		17	2'04.715	22.874		17	2'04.715	22.874					
Lap 6															
93	2'00.139			43	2'02.992	18.161		43	2'02.992	18.161					
42	2'00.047	0.224		50	2'02.574	21.514		50	2'02.574	21.514					
46	2'00.444	2.125		99	2'02.901	28.702		99	2'02.901	28.702					
12	2'00.295	2.439		55	2'02.756	28.773		55	2'02.756	28.773					
21	2'00.812	3.710		17	2'06.406	41.632		17	2'06.406	41.632					
35	2'00.726	3.949		53	2'03.732	1'00.173		53	2'03.732	1'00.173					
43	2'00.702	5.163		30	2'06.163	1'23.775		30	2'06.163	1'23.775					
30	2'00.971	8.265		Lap 7											
Lap 8															
Lap 9															
Lap 10															
Lap 11															
Lap 12															
Lap 13															
Lap 14															
Lap 15															

□ Lapped rider

These data/results cannot be reproduced, stored and/or transmitted in whole or in part by any manner of electronic, mechanical, photocopying, recording, broadcasting or otherwise now known or herein after developed without the previous express consent by the copyright owner, except for reproduction in daily press and regular printed publications on sale to the public within 60 days of the event related to those data/results and always provided that copyright symbol appears together as follows below.

© DORNA, 2019

Official MotoGP Timing by TISSOT
www.motogp.com

Silverstone, Sunday, August 25, 2019

Page 1 of 2



Num Lap Time Gap

12	2'00.463	2.101	50	2'02.349	41.625
46	2'01.514	7.837	55	2'02.710	51.782
21	2'01.253	9.752	99	2'03.286	52.292
35	2'02.596	13.148	17	2'04.310	1'22.872
43	2'02.737	13.591	53	2'02.216	1'29.102
9	2'01.503	18.766	30	2'03.017	1'38.539
44	2'01.381	19.103			
41	2'01.653	19.481			
29	2'01.576	19.757			
63	2'02.350	29.434			
50	2'02.282	36.651			
99	2'03.251	45.481			
55	2'03.250	45.574			
17	2'04.010	1'12.713			
53	2'02.864	1'22.282			
30	2'01.917	1'32.925			

Lap 16

93	2'00.810		42	2'00.888	
42	2'00.706	0.064	93	2'01.302	0.001
12	2'00.723	2.014	12	2'00.473	0.847
46	2'01.221	8.248	46	2'01.789	10.412
21	2'01.175	10.117	21	2'01.609	11.940
43	2'01.855	14.636	35	2'01.949	18.116
35	2'02.824	15.162	43	2'01.882	19.016
9	2'01.650	19.606	9	2'00.508	19.351
44	2'01.521	19.814	44	2'01.195	20.558
41	2'01.608	20.279	29	2'02.693	24.107
29	2'01.765	20.712	63	2'03.258	37.138
63	2'02.908	31.532	50	2'02.413	42.737
50	2'02.565	38.406	55	2'02.828	53.309
99	2'02.955	47.626	99	2'03.280	54.271
55	2'02.944	47.708	41	2'37.529	58.365
17	2'04.046	1'15.949	17	2'03.639	1'25.210
53	2'04.506	1'25.978	53	2'02.330	1'30.131
30	2'03.037	1'35.152	30	2'02.275	1'39.513

Lap 17

93	2'00.955		42	2'01.002	
42	2'01.160	0.269	93	2'01.014	0.013
12	2'00.897	1.956	12	2'00.775	0.620
46	2'01.496	8.789	46	2'02.029	11.439
21	2'01.487	10.649	21	2'02.171	13.109
43	2'02.313	15.994	35	2'02.055	19.169
35	2'01.849	16.056	9	2'01.333	19.682
9	2'00.993	19.644	43	2'02.304	20.318
44	2'01.313	20.172	44	2'01.523	21.079
41	2'01.458	20.782	29	2'02.039	25.144
29	2'02.175	21.932	63	2'04.181	40.317
63	2'02.763	33.340	50	2'03.743	45.478
50	2'02.414	39.865	55	2'02.476	54.783
99	2'02.924	49.595	99	2'03.382	56.651
55	2'02.908	49.661	17	2'05.074	1'29.282
17	2'04.157	1'19.151	53	2'02.587	1'31.716
53	2'02.452	1'27.475	30	2'01.909	1'40.420
30	2'01.914	1'36.111			

Lap 18

93	2'00.589	
42	2'00.733	0.413
12	2'00.308	1.675
46	2'01.724	9.924
21	2'01.572	11.632
35	2'02.001	17.468
43	2'03.030	18.435
9	2'01.089	20.144
44	2'01.081	20.664
41	2'01.944	22.137
29	2'01.372	22.715
63	2'02.430	35.181

Lapped rider

These data/results cannot be reproduced, stored and/or transmitted in whole or in part by any manner of electronic, mechanical, photocopying, recording, broadcasting or otherwise now known or herein after developed without the previous express consent by the copyright owner, except for reproduction in daily press and regular printed publications on sale to the public within 60 days of the event related to those data/results and always provided that copyright symbol appears together as follows below.

© DORNA, 2019

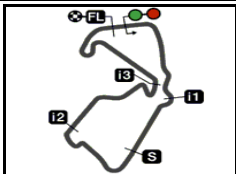
Official MotoGP Timing by TISSOT
www.motogp.com

Silverstone, Sunday, August 25, 2019


Page 2 of 2



Silverstone Circuit



5900 m.

Results and timing service provided by  TISSOT

GoPro BRITISH GRAND PRIX

2019 Rookie of the Year Classification

MotoGP™

36

Rider	Nation	Points	Leader Previous	QAT	ARG	AME	SPA	FRA	ITA	CAT	NED	GER	CZE	AUT	GBR	RSM	ARA	THA	JPN	AUS	MAL	VAL	
1 QUARTARARO Fabio	FRA	92		-	8	9	-	8	6	20	16	-	9	16	-								
2 MIR Joan	SPA	39	53	53	8	-	-	-	-	4	10	8	9	-	-	-							
3 BAGNAIA Francesco	ITA	29	63	10	-	2	7	-	-	-	2	-	4	9	5								
4 OLIVEIRA Miguel	POR	26	66	3	-	5	2	-	1	-	4	3	-	3	8	-							

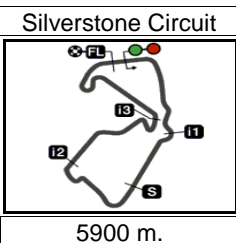
These data/results cannot be reproduced, stored and/or transmitted in whole or in part by any manner of electronic, mechanical, photocopying, recording, broadcasting or otherwise now known or herein after developed without the previous express consent by the copyright owner, except for reproduction in daily press and regular printed publications on sale to the public within 60 days of the event related to those data/results and always provided that copyright symbol appears together as follows below.

© DORNA, 2019

Official MotoGP Timing by TISSOT
www.motogp.com

Silverstone, Sunday, August 25, 2019





Results and timing service provided by TISSOT

GoPro BRITISH GRAND PRIX

MotoGP™

2019 Independent Team Classification

36

Rider	Nation	Points	Leader Previous	QAT	ARG	AME	SPA	FRA	ITA	CAT	NED	GER	CZE	AUT	GBR	RSM	ARA	THA	JPN	AUS	MAL	VAL	
1 MILLER Jack	AUS	94		-	13	16	-	13	-	11	7	10	16	-	8								
2 QUARTARARO Fabio	FRA	92	2	2	-	8	9	-	8	6	20	16	-	9	16	-							
3 CRUTCHLOW Cal	GBR	88	6	4	16	3	-	8	7	8	-	9	16	11	-	10							
4 MORBIDELLI Franco	ITA	69	25	19	5	-	11	9	9	-	-	11	7	-	6	11							
5 NAKAGAMI Takaaki	JPN	62	32	7	7	9	6	7	-	11	8	-	2	7	5	-							
6 ESPARGARO Aleix	SPA	33	61	29	6	7	-	5	4	5	-	4	-	-	2	-							
7 BAGNAIA Francesco	ITA	29	65	4	-	2	7	-	-	-	-	2	-	4	9	5							
8 IANNONE Andrea	ITA	27	67	2	2	-	4	-	-	1	5	6	3	-	-	6							
9 OLIVEIRA Miguel	POR	26	68	1	-	5	2	-	1	-	4	3	-	3	8	-							
10 RABAT Tito	SPA	14	80	12	-	-	1	1	-	-	7	-	5	-	-	-							
11 SYHRIN Hafizh	MAL	6	88	8	-	-	-	-	2	-	-	1	-	-	-	3							
12 ABRAHAM Karel	CZE	5	89	1	-	-	-	-	-	2	-	-	1	-	1	1							

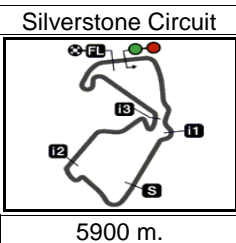
Team	Points	Leader Previous	QAT	ARG	AME	SPA	FRA	ITA	CAT	NED	GER	CZE	AUT	GBR	RSM	ARA	THA	JPN	AUS	MAL	VAL		
1 PETRONAS YAMAHA SRT	161		5	8	20	9	17	6	20	27	7	9	22	11									
2 LCR HONDA	150	11	11	23	12	6	15	7	19	8	9	18	18	5	10								
3 PRAMAC RACING	123	38	27	-	15	23	-	13	-	11	9	10	20	9	13								
4 APRILIA RACING TEAM GRESINI	60	101	63	8	7	4	5	4	6	5	10	3	-	2	6								
5 RED BULL KTM TECH 3	32	129	28	-	5	2	-	3	-	4	4	-	3	8	3								
6 REALE AVINTIA RACING	19	142	13	-	-	1	1	-	2	7	-	6	-	1	1								

These data/results cannot be reproduced, stored and/or transmitted in whole or in part by any manner of electronic, mechanical, photocopying, recording, broadcasting or otherwise now known or herein after developed without the previous express consent by the copyright owner, except for reproduction in daily press and regular printed publications on sale to the public within 60 days of the event related to those data/results and always provided that copyright symbol appears together as follows below.
© DORNA, 2019

Official MotoGP Timing by TISSOT
www.motogp.com



Silverstone, Sunday, August 25, 2019



Results and timing service provided by **TISSOT**

After the **GoPro BRITISH GRAND PRIX**

MotoGP™

2019 Riders Performance

(Qualifying Position - Starting Position - Race Position)

37

Rider	Points	QAT	ARG	AME	SPA	FRA	ITA	CAT	NED	GER	CZE	AUT	GBR	RSM	ARA	THA	JPN	AUS	MAL	VAL
1 MARQUEZ Marc	250	3	1	1	3	1	1	2	4	1	1	1	1							
		3-2	1-1	1-NC	3-1	1-1	1-2	2-1	4-2	1-1	1-1	1-2	1-2	-	-	-	-	-	-	-
2 DOVIZIOSO Andrea	172	2	3	13	4	4	9	6	11	13	4	3	7							
		2-1	3-3	13-4	4-4	4-2	9-3	5-NC	11-4	13-5	4-2	3-1	7-NL	-	-	-	-	-	-	-
3 RINS Alex	149	10	16	7	9	19	13	8	3	4	6	7	5							
		10-4	16-5	7-1	9-2	19-10	13-4	8-4	3-NC	4-NC	6-4	7-6	5-1	-	-	-	-	-	-	-
4 PETRUCCI Danilo	145	7	10	8	7	2	3	7	7	12	8	12	11							
		7-6	10-6	8-6	7-5	2-3	3-1	7-3	7-6	12-4	8-8	12-9	11-7	-	-	-	-	-	-	-
5 VIÑALES Maverick	118	1	2	6	5	11	7	3	2	3	9	4	6							
		1-7	2-NC	6-11	5-3	11-NC	7-6	6-NC	2-1	3-2	9-10	4-5	6-3	-	-	-	-	-	-	-
6 ROSSI Valentino	116	14	4	2	13	5	18	5	14	11	7	10	2							
		14-5	4-2	2-2	13-6	5-5	18-NC	4-NC	14-NC	11-8	7-6	10-4	2-4	-	-	-	-	-	-	-
7 MILLER Jack	94	4	5	4	15	3	5	14	10	5	2	8	3							
		4-NC	5-4	4-3	15-NC	3-4	5-NC	14-5	10-9	5-6	2-3	8-NC	3-8	-	-	-	-	-	-	-
8 QUARTARARO Fabio	92	5	7	9	1	10	2	1	1	2	10	2	4							
		24-16	7-8	9-7	1-NC	10-8	2-10	1-2	1-3	2-NC	10-7	2-3	4-NL	-	-	-	-	-	-	-
9 CRUTCHLOW Cal	88	6	8	3	6	15	6	9	6	6	11	9	9							
		6-3	8-13	3-NC	6-8	15-9	6-8	9-NC	6-7	6-3	11-5	9-NC	9-6	-	-	-	-	-	-	-
10 MORBIDELLI Franco	69	8	6	10	2	6	4	4	9	7	12	14	8							
		8-11	6-NC	10-5	2-7	6-7	4-NC	3-NC	9-5	7-9	12-NC	14-10	8-5	-	-	-	-	-	-	-
11 ESPARGARO Pol	68	16	11	5	17	12	11	12	12	8	5	11	13							
		16-12	11-10	5-8	17-13	12-6	11-9	12-7	12-11	8-12	5-11	11-NC	13-9	-	-	-	-	-	-	-
12 NAKAGAMI Takaaki	62	9	9	15	8	7	10	16	8	10	13	6	10							
		9-9	9-7	15-10	8-9	7-NC	10-5	16-8	8-NC	10-14	13-9	6-11	10-17	-	-	-	-	-	-	-
13 MIR Joan	39	11	19	14	12	18	20	11	5	9	19									
		11-8	19-NC	14-17	12-NC	18-16	20-12	11-6	5-8	9-7	19-NC	-	-	-	-	-	-	-	-	-

NC=Not classified NL=Not finished first lap NP=Not started race re-start N2=Not finished first lap race re-start EX=Excluded NS=Not Started DS=Disqualified

These data/results cannot be reproduced, stored and/or transmitted in whole or in part by any manner of electronic, mechanical, photocopying, recording, broadcasting or otherwise now known or herein after developed without the previous express consent by the copyright owner, except for reproduction in daily press and regular printed publications on sale to the public within 60 days of the event related to those data/results and always provided that copyright symbol appears together as follows below.
© DORNA, 2019

Official MotoGP Timing by **TISSOT**
www.motogp.com



Silverstone, Sunday, August 25, 2019

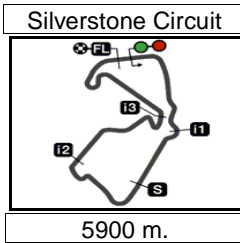
	Rider	Points	QAT	ARG	AME	SPA	FRA	ITA	CAT	NED	GER	CZE	AUT	GBR	RSM	ARA	THA	JPN	AUS	MAL	VAL
14	ESPARGARO Aleix	33	12 12-10	13 13-9	16 16-NC	16 16-11	9 9-12	15 15-11	17 17-NC	15 15-12	15 15-NC	18 18-18	19 19-14	12 12-NC	-	-	-	-	-	-	-
15	BAGNAIA Francesco	29	13 13-NC	17 17-14	12 12-9	10 10-NC	13 13-NC	8 8-NC	13 13-NC	13 13-14	17 17-17	14 14-12	5 5-7	18 18-11	-	-	-	-	-	-	-
16	IANNONE Andrea	27	19 19-14	22 22-17	17 17-12	24 -NS	22 22-NC	23 23-15	24 24-11	20 19-10	16 16-13	23 23-17	18 18-16	17 17-10	-	-	-	-	-	-	-
17	OLIVEIRA Miguel	26	17 17-17	14 14-11	18 18-14	22 22-18	16 16-15	22 22-16	20 20-12	17 20-13	20 20-18	16 16-13	13 13-8	15 15-NC	-	-	-	-	-	-	-
18	ZARCO Johann	22	21 21-15	18 18-15	19 19-13	18 18-14	14 14-13	19 19-17	18 18-10	18 17-NC	19 19-NC	3 3-14	16 16-12	14 14-NC	-	-	-	-	-	-	-
19	LORENZO Jorge	21	15 15-13	12 12-12	11 11-NC	11 11-12	8 8-11	17 17-13	10 10-NC	-	-	-	-	21 21-14	-	-	-	-	-	-	-
20	BRADL Stefan	16	-	-	-	14 14-10	-	-	-	-	14 14-10	17 17-15	21 21-13	-	-	-	-	-	-	-	-
21	RABAT Tito	14	18 18-19	20 20-NC	22 22-15	20 20-15	20 20-NC	14 24-NL	19 19-9	21 21-16	22 22-11	22 22-16	15 15-NC	16 16-16	-	-	-	-	-	-	-
22	PIRRO Michele	9	-	-	-	-	-	12 12-7	-	-	-	-	-	-	-	-	-	-	-	-	-
23	GUINTOLI Sylvain	7	-	-	-	-	-	-	23 23-13	-	-	15 15-20	-	19 19-12	-	-	-	-	-	-	-
24	SYAHRIN Hafizh	6	22 22-20	21 21-16	21 21-18	23 23-19	21 21-14	21 21-NC	21 21-NC	19 18-15	18 18-16	21 21-NC	20 20-NC	20 20-13	-	-	-	-	-	-	-
25	ABRAHAM Karel	5	20 20-18	15 15-NC	20 20-16	21 21-16	17 17-EX	16 16-14	15 15-NC	16 16-17	21 21-15	20 20-19	17 17-15	22 22-15	-	-	-	-	-	-	-
26	SMITH Bradley	0	23 23-NC	-	-	19 19-17	-	-	22 22-NC	-	-	-	-	-	-	-	-	-	-	-	-

NC=Not classified NL=Not finished first lap NP=Not started race re-start N2=Not finished first lap race re-start EX=Excluded NS=Not Started DS=Disqualified

These data/results cannot be reproduced, stored and/or transmitted in whole or in part by any manner of electronic, mechanical, photocopying, recording, broadcasting or otherwise now known or herein after developed without the previous express consent by the copyright owner, except for reproduction in daily press and regular printed publications on sale to the public within 60 days of the event related to those data/results and always provided that copyright symbol appears together as follows below.
© DORNA, 2019

Official MotoGP Timing by TISSOT
www.motogp.com





Results and timing service provided by TISSOT

MotoGP™

**GoPro BRITISH GRAND PRIX
Official Starting Grid**

Race : 20 laps = 118 km



1	1 1'58.168 93 Marc MARQUEZ Honda	2 1'58.596 46 Valentino ROSSI Yamaha	3 1'58.602 43 Jack MILLER Ducati
2	4 1'58.612 20 Fabio QUARTARARO Yamaha	5 1'58.670 42 Alex RINS Suzuki	6 1'58.762 12 Maverick VIÑALES Yamaha
3	7 1'58.762 4 Andrea DOVIZIOSO Ducati	8 1'59.096 21 Franco MORBIDELLI Yamaha	9 1'59.243 35 Cal CRUTCHLOW Honda
4	10 1'59.427 30 Takaaki NAKAGAMI Honda	11 1'59.487 9 Danilo PETRUCCI Ducati	12 1'59.620 41 Aleix ESPARGARO Aprilia
5	13 1'59.549 44 Pol ESPARGARO KTM	14 1'59.648 5 Johann ZARCO KTM	15 1'59.758 88 Miguel OLIVEIRA KTM
6	16 1'59.916 53 Tito RABAT Ducati	17 2'00.240 29 Andrea IANNONE Aprilia	18 2'00.362 63 Francesco BAGNAIA Ducati
7	19 2'00.660 50 Sylvain GUINTOLI Suzuki	20 2'00.700 55 Hafizh SYAHRIN KTM	21 2'01.562 99 Jorge LORENZO Honda
8	22 2'04.845 17 Karel ABRAHAM Ducati		

The results are provisional until the end of the limit for protest and appeals and until the ratification of the Event Management Committee.

Time limit for protest expires 60' at the latest after publication of the results - Time:

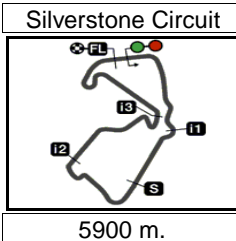
These data/results cannot be reproduced, stored and/or transmitted in whole or in part by any manner of electronic, mechanical, photocopying, recording, broadcasting or otherwise now known or herein after developed without the previous express consent by the copyright owner, except for reproduction in daily press and regular printed publications on sale to the public within 60 days of the event related to those data/results and always provided that copyright symbol appears together as follows below.

© DORNA, 2019

Official MotoGP Timing by TISSOT
www.motogp.com

Silverstone, Sunday, August 25, 2019





GoPro BRITISH GRAND PRIX

Race

Top Speed & Average



Rider	Nation	Motorcycle	Top 5 speeds					Average	Top
9 Danilo PETRUCCI	ITA	DUCATI	331.2	327.2	327.2	326.2	325.3	327.1	331.2
43 Jack MILLER	AUS	DUCATI	328.2	327.2	327.2	327.2	327.2	327.3	328.2
35 Cal CRUTCHLOW	GBR	HONDA	327.2	327.2	325.3	325.3	325.3	325.8	327.2
53 Tito RABAT	SPA	DUCATI	327.2	324.3	323.3	322.3	322.3	323.9	327.2
41 Aleix ESPARGARO	SPA	APRILIA	326.2	324.3	324.3	324.3	323.3	324.3	326.2
44 Pol ESPARGARO	SPA	KTM	326.2	326.2	323.3	323.3	323.3	324.5	326.2
63 Francesco BAGNAIA	ITA	DUCATI	326.2	325.3	324.3	324.3	324.3	324.9	326.2
93 Marc MARQUEZ	SPA	HONDA	326.2	326.2	325.3	325.3	325.3	325.7	326.2
29 Andrea IANNONE	ITA	APRILIA	325.3	323.3	323.3	322.3	322.3	323.1	325.3
42 Alex RINS	SPA	SUZUKI	325.3	324.3	324.3	324.3	324.3	324.5	325.3
12 Maverick VIÑALES	SPA	YAMAHA	323.3	322.3	321.4	321.4	321.4	322.0	323.3
21 Franco MORBIDELLI	ITA	YAMAHA	323.3	321.4	321.4	320.4	318.5	320.1	323.3
99 Jorge LORENZO	SPA	HONDA	323.3	323.3	322.3	322.3	322.3	322.5	323.3
5 Johann ZARCO	FRA	KTM	322.3	321.4	321.4	321.4	320.4	321.4	322.3
88 Miguel OLIVEIRA	POR	KTM	322.3	320.4	319.5	317.6	316.7	319.3	322.3
17 Karel ABRAHAM	CZE	DUCATI	320.4	319.5	319.5	319.5	318.5	319.2	320.4
50 Sylvain GUINTOLI	FRA	SUZUKI	320.4	319.5	319.5	318.5	317.6	318.3	320.4
30 Takaaki NAKAGAMI	JPN	HONDA	319.5	319.5	317.6	317.6	316.7	317.9	319.5
46 Valentino ROSSI	ITA	YAMAHA	319.5	319.5	318.5	318.5	318.5	318.8	319.5
55 Hafizh SYHRIN	MAL	KTM	319.5	317.6	316.7	315.7	315.7	317.0	319.5

These data/results cannot be reproduced, stored and/or transmitted in whole or in part by any manner of electronic, mechanical, photocopying, recording, broadcasting or otherwise now known or herein after developed without the previous express consent by the copyright owner, except for reproduction in daily press and regular printed publications on sale to the public within 60 days of the event related to those data/results and always provided that copyright symbol appears together as follows below.


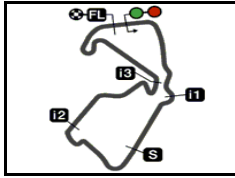
© DORNA, 2019

Official MotoGP Timing by TISSOT
www.motogp.com




Silverstone, Sunday, August 25, 2019

Silverstone Circuit

Results and timing service provided by  **TISSOT****MotoGP™**

5900 m.

GoPro BRITISH GRAND PRIX**Race****Fastest Laps Sequence**

<i>Lap</i>	<i>Race Time</i>	 <i>Rider</i>	<i>Nation</i>	<i>Motorcycle</i>	<i>Time</i>	<i>Km/h</i>	<i>Riders's Lap</i>
2	4'03.120	93 Marc MARQUEZ	SPA	HONDA	2'00.896	175.6	2
2	4'03.375	42 Alex RINS	SPA	SUZUKI	2'00.661	176.0	2
3	6'03.225	93 Marc MARQUEZ	SPA	HONDA	2'00.105	176.8	3
6	12'04.327	42 Alex RINS	SPA	SUZUKI	2'00.047	176.9	6
10	20'05.694	93 Marc MARQUEZ	SPA	HONDA	1'59.936	177.0	10

These data/results cannot be reproduced, stored and/or transmitted in whole or in part by any manner of electronic, mechanical, photocopying, recording, broadcasting or otherwise now known or herein after developed without the previous express consent by the copyright owner, except for reproduction in daily press and regular printed publications on sale to the public within 60 days of the event related to those data/results and always provided that copyright symbol appears together as follows below.

© DORNA, 2019

Official MotoGP Timing by **TISSOT**
www.motogp.com

Silverstone, Sunday, August 25, 2019