

5543 m.

# SHELL MALAYSIA MOTORCYCLE GRAND PRIX

## Free Practice Nr. 3

### Classification

10

	Rider	Nation	Team	Motorcycle	Time	Lap Total	Gap	Top Speed
1	41 Brad BINDER	RSA	Red Bull KTM Ajo	KTM	<b>2'04.769</b>	15 16		<b>275.5</b>
2	73 Alex MARQUEZ	SPA	EG 0,0 Marc VDS	KALEX	<b>2'05.402</b>	3 16	0.633 0.633	<b>274.8</b>
3	45 Tetsuta NAGASHIMA	JPN	ONEXOX TKKR SAG Team	KALEX	<b>2'05.466</b>	12 13	0.697 0.064	<b>276.2</b>
4	87 Remy GARDNER	AUS	ONEXOX TKKR SAG Team	KALEX	<b>2'05.581</b>	9 12	0.812 0.115	<b>276.9</b>
5	12 Thomas LUTHI	SWI	Dynavolt Intact GP	KALEX	<b>2'05.651</b>	4 13	0.882 0.070	<b>275.5</b>
6	88 Jorge MARTIN	SPA	Red Bull KTM Ajo	KTM	<b>2'05.775</b>	13 14	1.006 0.124	<b>272.0</b>
7	97 Xavi VIERGE	SPA	EG 0,0 Marc VDS	KALEX	<b>2'05.798</b>	11 15	1.029 0.023	<b>276.9</b>
8	9 Jorge NAVARRO	SPA	Beta Tools Speed Up	SPEED UP	<b>2'05.812</b>	10 13	1.043 0.014	<b>273.4</b>
9	27 Iker LECUONA	SPA	American Racing KTM	KTM	<b>2'05.906</b>	11 15	1.137 0.094	<b>274.1</b>
10	23 Marcel SCHROTTER	GER	Dynavolt Intact GP	KALEX	<b>2'05.918</b>	6 14	1.149 0.012	<b>276.9</b>
11	22 Sam LOWES	GBR	Federal Oil Gresini Moto2	KALEX	<b>2'05.931</b>	13 17	1.162 0.013	<b>276.2</b>
12	33 Enea BASTIANINI	ITA	Italtrans Racing Team	KALEX	<b>2'06.166</b>	4 12	1.397 0.235	<b>278.3</b>
13	10 Luca MARINI	ITA	SKY Racing Team VR46	KALEX	<b>2'06.177</b>	11 11	1.408 0.011	<b>276.9</b>
14	21 Fabio DI GIANNANTONIO	ITA	Beta Tools Speed Up	SPEED UP	<b>2'06.178</b>	4 9	1.409 0.001	<b>268.6</b>
15	35 Somkiat CHANTRA	THA	IDEMITSU Honda Team Asia	KALEX	<b>2'06.187</b>	13 17	1.418 0.009	<b>277.6</b>
16	54 Mattia PASINI	ITA	Tasca Racing Scuderia Moto2	KALEX	<b>2'06.202</b>	6 14	1.433 0.015	<b>274.1</b>
17	5 Andrea LOCATELLI	ITA	Italtrans Racing Team	KALEX	<b>2'06.228</b>	13 15	1.459 0.026	<b>277.6</b>
18	7 Lorenzo BALDASSARRI	ITA	FLEXBOX HP 40	KALEX	<b>2'06.284</b>	3 13	1.515 0.056	<b>274.8</b>
19	2 Jesko RAFFIN	SWI	NTS RW Racing GP	NTS	<b>2'06.440</b>	11 14	1.671 0.156	<b>272.7</b>
20	11 Nicolo BULEGA	ITA	SKY Racing Team VR46	KALEX	<b>2'06.499</b>	11 14	1.730 0.059	<b>278.3</b>
21	40 Augusto FERNANDEZ	SPA	FLEXBOX HP 40	KALEX	<b>2'06.577</b>	4 10	1.808 0.078	<b>276.2</b>
22	77 Dominique AEGERTER	SWI	MV Agusta Temporary Forward	MV AGUSTA	<b>2'06.672</b>	12 13	1.903 0.095	<b>276.2</b>
23	16 Joe ROBERTS	USA	American Racing KTM	KTM	<b>2'06.720</b>	10 14	1.951 0.048	<b>273.4</b>
24	62 Stefano MANZI	ITA	MV Agusta Temporary Forward	MV AGUSTA	<b>2'06.725</b>	9 12	1.956 0.005	<b>272.0</b>
25	96 Jake DIXON	GBR	Gaviota Angel Nieto Team	KTM	<b>2'06.876</b>	13 13	2.107 0.151	<b>273.4</b>
26	64 Bo BENDSNEYDER	NED	NTS RW Racing GP	NTS	<b>2'06.919</b>	4 15	2.150 0.043	<b>272.7</b>
27	20 Dimas EKKY PRATAMA	INA	IDEMITSU Honda Team Asia	KALEX	<b>2'07.684</b>	6 14	2.915 0.765	<b>274.1</b>
28	47 Adam NORRODIN	MAL	Petronas Sprinta Racing	KALEX	<b>2'07.766</b>	13 13	2.997 0.082	<b>272.0</b>
29	3 Lukas TULOVIC	GER	Kiefer Racing	KTM	<b>2'07.808</b>	12 13	3.039 0.042	<b>271.3</b>
30	65 Philipp OETTL	GER	Red Bull KTM Tech 3	KTM	<b>2'08.142</b>	15 15	3.373 0.334	<b>272.7</b>
31	18 Xavi CARDELUS	AND	Gaviota Angel Nieto Team	KTM	<b>2'08.417</b>	13 14	3.648 0.275	<b>272.0</b>
<b>Not qualified (Out 107%)</b>					<b>2'13.502</b>			
	72 Marco BEZZECCHI	ITA	Red Bull KTM Tech 3	KTM	<b>2'22.796</b>	2 4	18.02714.379	<b>272.7</b>

Practice condition: **Dry**  
 Air: **32°**  
 Humidity: **62%**  
 Ground: **42°**

<b>Fastest Lap:</b>	Lap: 15	<b>Brad BINDER</b>	<b>2'04.769</b>	159.9 Km/h
<b>Best Race Lap:</b>	2017	<b>Miguel OLIVEIRA</b>	<b>2'06.952</b>	157.1 Km/h
<b>All Time Lap Record:</b>	2019	<b>Brad BINDER</b>	<b>2'04.769</b>	159.9 Km/h

The results are provisional until the end of the limit for protest and appeals.

Time limit for protest expires 30' after publication of the results - ..... Time: .....

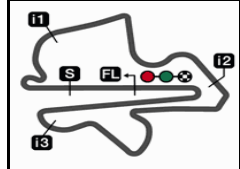
These data/results cannot be reproduced, stored and/or transmitted in whole or in part by any manner of electronic, mechanical, photocopying, recording, broadcasting or otherwise now known or herein after developed without the previous express consent by the copyright owner, except for reproduction in daily press and regular printed publications on sale to the public within 60 days of the event related to those data/results and always provided that copyright symbol appears together as follows below.

© DORNA, 2019

Official MotoGP Timing by TISSOT  
 www.motogp.com

Sepang, Saturday, November 02, 2019





# SHELL MALAYSIA MOTORCYCLE GRAND PRIX

## Free Practice Nr. 3

### Combined Free Practice Times

11

Rider	Nation	Team	MOTORCYCLE	FP1	FP2	FP3	Gap
1 41 <b>B.BINDER</b>	RSA	Red Bull KTM Ajo	KTM	2'06.410 16	2'06.457 15	<b>2'04.769</b> 15	
2 73 <b>A.MARQUEZ</b>	SPA	EG 0,0 Marc VDS	KALEX	2'06.790 12	2'06.328 6	<b>2'05.402</b> 3	0.633 0.633
3 45 <b>T.NAGASHIMA</b>	JPN	ONEXOX TKKR SAG Team	KALEX	2'06.300 13	2'06.197 16	<b>2'05.466</b> 12	0.697 0.064
4 87 <b>R.GARDNER</b>	AUS	ONEXOX TKKR SAG Team	KALEX	2'07.448 14	2'06.829 9	<b>2'05.581</b> 9	0.812 0.115
5 12 <b>T.LUTHI</b>	SWI	Dynavolt Intact GP	KALEX	2'06.919 11	2'06.554 6	<b>2'05.651</b> 4	0.882 0.070
6 88 <b>J.MARTIN</b>	SPA	Red Bull KTM Ajo	KTM	2'07.477 15	2'05.968 12	<b>2'05.775</b> 13	1.006 0.124
7 97 <b>X.VIERGE</b>	SPA	EG 0,0 Marc VDS	KALEX	2'07.352 15	2'06.654 11	<b>2'05.798</b> 11	1.029 0.023
8 9 <b>J.NAVARRO</b>	SPA	Beta Tools Speed Up	SPEED UP	2'06.924 16	2'06.503 14	<b>2'05.812</b> 10	1.043 0.014
9 27 <b>I.LECUONA</b>	SPA	American Racing KTM	KTM	2'07.382 11	2'07.156 12	<b>2'05.906</b> 11	1.137 0.094
10 23 <b>M.SCHROTTER</b>	GER	Dynavolt Intact GP	KALEX	2'07.192 14	2'06.773 13	<b>2'05.918</b> 6	1.149 0.012
11 22 <b>S.LOWES</b>	GBR	Federal Oil Gresini Moto2	KALEX	2'07.817 14	2'06.772 16	<b>2'05.931</b> 13	1.162 0.013
12 33 <b>E.BASTIANINI</b>	ITA	Italtrans Racing Team	KALEX	2'07.961 13	2'07.168 7	<b>2'06.166</b> 4	1.397 0.235
13 10 <b>L.MARINI</b>	ITA	SKY Racing Team VR46	KALEX	2'07.069 12	2'06.894 12	<b>2'06.177</b> 11	1.408 0.011
14 21 <b>F.DI GIANNANTO</b>	ITA	Beta Tools Speed Up	SPEED UP	2'07.941 13	2'06.581 11	<b>2'06.178</b> 4	1.409 0.001
15 35 <b>S.CHANTRA</b>	THA	IDEMITSU Honda Team Asia	KALEX	2'08.086 14	2'07.153 13	<b>2'06.187</b> 13	1.418 0.009
16 54 <b>M.PASINI</b>	ITA	Tasca Racing Scuderia Moto2	KALEX	2'07.363 13	2'06.672 11	<b>2'06.202</b> 6	1.433 0.015
17 5 <b>A.LOCATELLI</b>	ITA	Italtrans Racing Team	KALEX	2'07.731 12	2'07.086 12	<b>2'06.228</b> 13	1.459 0.026
18 7 <b>L.BALDASSARRI</b>	ITA	FLEXBOX HP 40	KALEX	2'07.543 14	2'07.315 5	<b>2'06.284</b> 3	1.515 0.056
19 2 <b>J.RAFFIN</b>	SWI	NTS RW Racing GP	NTS	2'08.345 14	2'08.011 12	<b>2'06.440</b> 11	1.671 0.156
20 11 <b>N.BULEGA</b>	ITA	SKY Racing Team VR46	KALEX	2'07.461 11	2'07.519 13	<b>2'06.499</b> 11	1.730 0.059
21 40 <b>A.FERNANDEZ</b>	SPA	FLEXBOX HP 40	KALEX	2'07.448 16	2'06.680 13	<b>2'06.577</b> 4	1.808 0.078
22 77 <b>D.AEGERTER</b>	SWI	MV Agusta Temporary Forward	MV AGUSTA	2'08.627 12	2'07.314 12	<b>2'06.672</b> 12	1.903 0.095
23 16 <b>J.ROBERTS</b>	USA	American Racing KTM	KTM	2'07.771 14	2'08.574 10	<b>2'06.720</b> 10	1.951 0.048
24 62 <b>S.MANZI</b>	ITA	MV Agusta Temporary Forward	MV AGUSTA	2'07.386 11	2'07.726 3	<b>2'06.725</b> 9	1.956 0.005
25 96 <b>J.DIXON</b>	GBR	Gaviota Angel Nieto Team	KTM	2'08.612 14	2'08.375 14	<b>2'06.876</b> 13	2.107 0.151
26 64 <b>B.BENDSNEYDE</b>	NED	NTS RW Racing GP	NTS	2'08.470 14	2'08.317 4	<b>2'06.919</b> 4	2.150 0.043
27 72 <b>M.BEZZECCHI</b>	ITA	Red Bull KTM Tech 3	KTM	2'07.354 15	<b>2'07.075</b> 5	2'22.796 2	2.306 0.156
28 20 <b>D.EKKY PRATAM</b>	INA	IDEMITSU Honda Team Asia	KALEX	2'10.184 14	2'09.017 3	<b>2'07.684</b> 6	2.915 0.609
29 47 <b>A.NORRODIN</b>	MAL	Petronas Sprinta Racing	KALEX	2'09.107 14	2'09.326 13	<b>2'07.766</b> 13	2.997 0.082
30 3 <b>L.TULOVIC</b>	GER	Kiefer Racing	KTM	2'11.237 14	2'09.400 11	<b>2'07.808</b> 12	3.039 0.042
31 65 <b>P.OETTL</b>	GER	Red Bull KTM Tech 3	KTM	2'09.653 9	2'09.285 9	<b>2'08.142</b> 15	3.373 0.334
32 18 <b>X.CARDELUS</b>	AND	Gaviota Angel Nieto Team	KTM	2'10.936 11	2'10.230 10	<b>2'08.417</b> 13	3.648 0.275

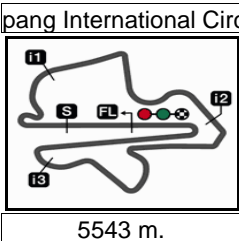
<b>Pole Position Record:</b>	2018	<b>Alex MARQUEZ</b>	<b>2'05.629</b>	158.8 Km/h
<b>Best Race Lap:</b>	2017	<b>Miguel OLIVEIRA</b>	<b>2'06.952</b>	157.1 Km/h
<b>All Time Lap Record:</b>	2019	<b>Brad BINDER</b>	<b>2'04.769</b>	159.9 Km/h

The results are provisional until the end of the limit for protest and appeals.

Time limit for protest expires 60' after publication of the results - Mr. .... Time: .....

These data/results cannot be reproduced, stored and/or transmitted in whole or in part by any manner of electronic, mechanical, photocopying, recording, broadcasting or otherwise now known or herein after developed without the previous express consent by the copyright owner, except for reproduction in daily press and regular printed publications on sale to the public within 60 days of the event related to those data/results and always provided that copyright symbol appears together as follows below.

© DORNA, 2019



# SHELL MALAYSIA MOTORCYCLE GRAND PRIX

## Free Practice Nr. 3

### Top Speed & Average

12

Rider	Nation	Motorcycle	Top 5 speeds					Average	Top
11 <b>Nicolo BULEGA</b>	ITA	KALEX	278.3	276.2	275.5	274.1	273.4	275.2	278.3
33 <b>Enea BASTIANINI</b>	ITA	KALEX	278.3	278.3	276.9	276.2	274.8	276.9	278.3
5 <b>Andrea LOCATELLI</b>	ITA	KALEX	277.6	276.9	276.2	276.2	276.2	276.6	277.6
35 <b>Somkiat CHANTRA</b>	THA	KALEX	277.6	276.2	274.8	274.8	274.8	275.5	277.6
10 <b>Luca MARINI</b>	ITA	KALEX	276.9	274.8	274.1	274.1	273.4	274.5	276.9
23 <b>Marcel SCHROTTER</b>	GER	KALEX	276.9	276.9	276.2	276.2	275.5	276.3	276.9
87 <b>Remy GARDNER</b>	AUS	KALEX	276.9	275.5	274.1	273.4	273.4	274.5	276.9
97 <b>Xavi VIERGE</b>	SPA	KALEX	276.9	276.2	275.5	275.5	275.5	275.9	276.9
22 <b>Sam LOWES</b>	GBR	KALEX	276.2	274.8	273.4	272.7	272.0	273.5	276.2
40 <b>Augusto FERNANDEZ</b>	SPA	KALEX	276.2	271.3	270.6	270.6	270.0	271.7	276.2
45 <b>Tetsuta NAGASHIMA</b>	JPN	KALEX	276.2	275.5	274.1	273.4	273.4	274.5	276.2
77 <b>Dominique AEGERTER</b>	SWI	MV AGUSTA	276.2	272.7	272.0	272.0	270.6	272.7	276.2
12 <b>Thomas LUTHI</b>	SWI	KALEX	275.5	275.5	275.5	274.8	274.1	275.1	275.5
41 <b>Brad BINDER</b>	RSA	KTM	275.5	274.8	274.8	274.8	274.8	274.9	275.5
7 <b>Lorenzo BALDASSARRI</b>	ITA	KALEX	274.8	272.7	272.7	272.0	271.3	272.5	274.8
73 <b>Alex MARQUEZ</b>	SPA	KALEX	274.8	274.8	274.8	274.1	274.1	274.5	274.8
20 <b>Dimas EKKY PRATAMA</b>	INA	KALEX	274.1	273.4	273.4	272.7	270.6	272.5	274.1
27 <b>Iker LECUONA</b>	SPA	KTM	274.1	273.4	272.0	270.6	270.6	271.7	274.1
54 <b>Mattia PASINI</b>	ITA	KALEX	274.1	273.4	272.7	272.7	272.0	272.6	274.1
9 <b>Jorge NAVARRO</b>	SPA	SPEED UP	273.4	272.7	271.3	270.6	270.6	271.7	273.4
16 <b>Joe ROBERTS</b>	USA	KTM	273.4	272.0	271.3	271.3	271.3	271.9	273.4
96 <b>Jake DIXON</b>	GBR	KTM	273.4	271.3	270.6	270.6	269.3	270.5	273.4
2 <b>Jesko RAFFIN</b>	SWI	NTS	272.7	267.9	267.3	266.6	266.6	268.2	272.7
64 <b>Bo BENDSNEYDER</b>	NED	NTS	272.7	270.6	269.3	269.3	269.3	270.2	272.7
65 <b>Philipp OETTL</b>	GER	KTM	272.7	272.0	272.0	270.6	270.0	271.0	272.7
72 <b>Marco BEZZECCHI</b>	ITA	KTM	272.7	269.3				271.0	272.7
18 <b>Xavi CARDELUS</b>	AND	KTM	272.0	272.0	272.0	271.3	270.6	271.4	272.0
47 <b>Adam NORRODIN</b>	MAL	KALEX	272.0	271.3	271.3	270.0	269.3	270.5	272.0
62 <b>Stefano MANZI</b>	ITA	MV AGUSTA	272.0	271.3	270.0	269.3	269.3	270.4	272.0
88 <b>Jorge MARTIN</b>	SPA	KTM	272.0	271.3	271.3	271.3	271.3	271.4	272.0
3 <b>Lukas TULOVIC</b>	GER	KTM	271.3	271.3	271.3	270.0	270.0	270.6	271.3
21 <b>Fabio DI GIANNANTONIO</b>	ITA	SPEED UP	268.6	267.9	267.9	267.3	267.3	267.8	268.6

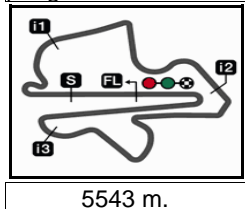
These data/results cannot be reproduced, stored and/or transmitted in whole or in part by any manner of electronic, mechanical, photocopying, recording, broadcasting or otherwise now known or herein after developed without the previous express consent by the copyright owner, except for reproduction in daily press and regular printed publications on sale to the public within 60 days of the event related to those data/results and always provided that copyright symbol appears together as follows below.

© DORNA, 2019

Official MotoGP Timing by TISSOT  
www.motogp.com



Sepang, Saturday, November 02, 2019



5543 m.

# SHELL MALAYSIA MOTORCYCLE GRAND PRIX

## Free Practice Nr. 3

### Chronological Analysis of Performances

**13**

\* Lap / Sector time cancelled      **T1** Time from finish line to 1st intermediate      **T3** Time from 2nd intermed. to 3rd intermed.  
**P** Crossing the finish line in pit lane      **T2** Time from 1st intermed. to 2nd intermed.      **T4** Time from 3rd intermediate to finish line

Lap	Lap Time	T1	T2	T3	T4	Speed	Lap	Lap Time	T1	T2	T3	T4	Speed							
<b>1st 41 Brad BINDER</b> Red Bull KTM Ajo RSA							<b>4th 87 Remy GARDNER</b> ONEXO TKKR SAG AUS													
Runs=2 Total laps=17 Full laps=16							Runs=2 Total laps=12 Full laps=9													
1	2'35.312	25.455	29.307	39.634	33.304		1	2'27.758	25.587	29.682	40.070	33.135								
2	<b>2'06.482</b>	26.434	28.544	38.717	32.787	273.4	2	<b>2'06.975</b>	26.935	28.625	38.554	32.861	276.9							
3	<b>2'06.137</b>	26.287	28.576	38.616	32.658	274.8	3	<b>2'06.621</b>	26.499	28.462	38.774	32.886	273.4							
4	<b>2'06.160</b>	26.195	28.723	38.540	32.702	274.1	4	<b>2'06.488</b>	26.134	28.620	38.784	32.950	273.4							
5	<b>2'06.299</b>	26.297	28.671	38.719	32.612	274.8	5	<b>2'09.974</b>	29.819	28.602	38.688	32.865	270.6							
6	<b>2'06.410</b>	26.266	28.697	38.603	32.844	275.5	6	<b>2'06.256</b>	26.316	28.623	38.380	32.937	274.1							
7	<b>2'12.635</b>	26.459	28.771	43.662	33.743	274.8	7	2'28.117 P	30.776	34.101	40.402	42.838	272.7							
8	<b>2'06.469</b>	26.392	28.660	38.684	32.733	274.8	8	17'08.327	28.711	30.311	39.566	33.325								
9	<b>2'06.883</b>	26.328	28.932	38.868	32.755	273.4	9	<b>2'05.581</b>	26.486	28.423	38.055	32.617	272.0							
10	<b>2'06.789</b>	26.367	28.879	38.821	32.722	272.0	10	<b>2'06.239</b>	26.170	28.634	38.502	32.933	273.4							
11	<b>2'06.394</b>	26.289	28.782	38.559	32.764	272.7	11	<b>2'06.144</b>	26.283	28.456	38.563	32.842	272.0							
12	<b>2'08.398</b>	26.465	28.680	40.376	32.877	272.0	12	<b>2'21.535</b>	26.354	31.540	46.933	36.708	275.5							
13	<b>2'06.494</b>	26.289	28.808	38.621	32.776	273.4	<b>5th 12 Thomas LUTHI</b> Dynavolt Intact GP SWI													
unfinished	29.300					271.3	Runs=2 Total laps=13 Full laps=10													
14	<b>2'09.642</b>	28.244	29.494	39.113	32.791		1	2'26.958	25.950	30.139	40.009	33.155								
15	<b>2'04.769</b>	26.085	28.254	38.047	32.383	271.3	2	<b>2'06.092</b>	26.471	28.495	38.436	32.690	273.4							
16	<b>2'05.082</b>	26.083	28.394	38.150	32.455	272.0	3	<b>2'12.303</b>	30.609	29.558	39.199	32.937	275.5							
<b>2nd 73 Alex MARQUEZ</b> EG 0,0 Marc VDS SPA							<b>6th 88 Jorge MARTIN</b> Red Bull KTM Ajo SPA													
Runs=2 Total laps=16 Full laps=13							Runs=2 Total laps=14 Full laps=11													
1	3'02.036	26.650	30.162	39.809	33.436		1	2'41.901	27.835	29.334	39.561	33.217								
2	<b>2'06.214</b>	26.480	28.597	38.440	32.697	272.7	2	<b>2'07.461</b>	26.638	28.683	39.263	32.877	269.3							
3	<b>2'05.402</b>	26.179	28.400	38.253	32.570	274.1	3	<b>2'06.314</b>	26.370	28.626	38.560	32.758	270.0							
4	<b>2'06.046</b>	26.299	28.500	38.579	32.668	274.1	4	<b>2'06.342</b>	26.349	28.632	38.592	32.769	271.3							
5	<b>2'05.991</b>	26.343	28.513	38.353	32.782	273.4	<b>3rd 45 Tetsuta NAGASHIM</b> ONEXO TKKR SAG JPN													
6	<b>2'06.038</b>	26.246	28.583	38.482	32.727	274.8	Runs=2 Total laps=13 Full laps=9													
7	<b>2'06.660</b>	26.303	28.531	38.982	32.844	274.8	1	2'27.610	26.239	29.833	39.720	33.548								
8	2'14.124 P	26.409	28.859	38.628	40.228	274.8	2	<b>2'06.897</b>	26.654	28.770	38.744	32.729	273.4							
9	8'38.830	25.891	29.432	39.633	33.322		3	<b>2'06.351</b>	26.345	28.578	38.724	32.704	276.2							
10	<b>2'06.830</b>	26.538	28.674	38.713	32.905	269.3	4	<b>2'07.363</b>	26.232	28.684	39.074	33.373	275.5							
11	<b>2'06.255</b>	26.350	28.512	38.593	32.800	270.6	5	<b>2'07.599</b>	26.757	28.895	39.047	32.900	269.3							
12	<b>2'06.378</b>	26.428	28.641	38.584	32.725	270.6	<b>Fastest Lap:</b> Brad BINDER Red Bull KTM Ajo RSA <b>2'04.769</b> 26.085 28.254 38.047 32.383													
13	<b>2'06.329</b>	26.322	28.832	38.452	32.723	272.7														
14	<b>2'18.237</b>	27.978	30.947	44.063	35.249	272.7														
15	<b>2'06.526</b>	26.411	28.741	38.567	32.807	271.3														
16	<b>2'06.219</b>	26.460	28.588	38.455	32.716	272.0														

These data/results cannot be reproduced, stored and/or transmitted in whole or in part by any manner of electronic, mechanical, photocopying, recording, broadcasting or otherwise now known or herein after developed without the previous express consent by the copyright owner, except for reproduction in daily press and regular printed publications on sale to the public within 60 days of the event related to those data/results and always provided that copyright symbol appears together as follows below.  
 © DORNA, 2019





# Free Practice Nr. 3

# Moto2

Lap	Lap Time	T1	T2	T3	T4	Speed	Lap	Lap Time	T1	T2	T3	T4	Speed
5	2'06.073	26.308	28.569	38.396	32.800	270.0	10	10'51.933	26.530	30.079	39.354	34.194	
6	2'14.747	26.470	28.573	43.360	36.344	271.3	11	2'05.906	26.119	28.569	38.520	32.698	270.6
7	2'09.560	26.509	31.512	38.758	32.781	271.3	12	2'06.401	26.131	28.676	38.537	33.057	274.1
8	2'06.430	26.298	28.684	38.571	32.877	271.3	13	2'17.953	26.431	28.776	42.524	40.222	270.0
9	2'06.337	26.271	28.541	38.657	32.868	270.0	14	2'06.736	26.218	28.615	38.701	33.202	273.4
10	2'26.394 P	30.234	30.856	41.193	44.111	272.0	15	2'06.757	26.188	28.723	38.732	33.114	272.0
11	12'37.091	25.895	39.228	39.365	32.994								
12	2'10.377	26.486	28.521	42.217	33.153	268.6							
13	2'05.775	26.308	28.498	38.323	32.646	270.6							
14	2'06.007	26.255	28.523	38.581	32.648	270.6							

7th 97 Xavi VIERGE		EG 0,0 Marc VDS SPA				
Runs=2	Total laps=15	Full laps=12				
1	2'45.568	26.418	29.915	39.745	33.138	
2	2'06.920	26.515	28.787	38.837	32.781	274.1
3	2'07.161	26.406	28.970	38.916	32.869	274.8
4	2'10.029	26.446	28.978	38.826	35.779	275.5
5	2'07.914	26.671	29.075	39.132	33.036	274.1
6	2'07.120	26.382	28.920	38.898	32.920	275.5
7	2'06.769	26.462	28.868	38.629	32.810	276.2
8	2'17.760 P	27.555	28.968	39.103	42.134	276.9
9	10'31.388	28.368	29.512	39.539	33.250	
10	2'05.911	26.234	28.502	38.383	32.792	272.0
11	2'05.798	26.157	28.645	38.454	32.542	274.1
12	2'18.198	32.568	32.581	39.921	33.128	272.7
13	2'06.410	26.338	28.659	38.666	32.747	274.8
14	2'06.354	26.226	28.602	38.788	32.738	274.8
15	2'16.343	26.360	31.300	43.536	35.147	275.5

8th 9 Jorge NAVARRO		Beta Tools Speed Up SPA				
Runs=3	Total laps=13	Full laps=8				
1	2'24.760	27.129	29.311	39.377	33.147	
2	2'11.873	26.472	28.734	38.705	37.962	270.6
3	2'06.380	26.441	28.729	38.525	32.685	270.0
4	2'06.430	26.237	28.620	38.619	32.954	272.7
5	2'23.393	26.420	29.576	50.637	36.760	273.4
6	2'15.106	26.505	28.686	39.372	40.543	270.6
7	2'16.596 P	26.394	28.820	38.698	42.684	271.3
8	10'51.943	26.493	29.444	39.728	32.907	
9	2'06.271	26.330	28.643	38.548	32.750	267.3
10	2'05.812	26.183	28.464	38.384	32.781	270.0
11	2'15.034 P	26.230	28.493	38.556	41.755	270.0
12	4'56.623	24.774	28.614	38.892	36.875	
13	2'07.790	26.303	28.646	39.906	32.935	268.6

9th 27 Iker LECUONA		American Racing KT SPA				
Runs=2	Total laps=15	Full laps=12				
1	2'16.459	27.824	29.688	39.133	33.143	
2	2'06.653	26.340	28.591	38.766	32.956	270.0
3	2'06.341	26.296	28.656	38.502	32.887	270.0
4	2'06.310	26.155	28.640	38.562	32.953	270.6
5	2'06.755	26.226	28.740	38.721	33.068	270.0
6	2'06.481	26.191	28.660	38.766	32.864	270.0
7	2'21.365	26.276	31.751	47.205	36.133	269.3
8	2'06.681	26.287	28.766	38.694	32.934	270.6
9	2'17.979 P	26.254	28.713	39.958	43.054	270.6

10th 23 Marcel SCHROTTE		Dynavolt Intact GP GER				
Runs=2	Total laps=14	Full laps=11				
1	2'39.180	26.389	30.000	41.225	33.060	
2	2'06.846	26.364	28.508	38.974	33.000	275.5
3	2'06.487	26.247	28.504	38.831	32.905	276.9
4	2'06.513	26.439	28.666	38.578	32.830	276.2
5	2'06.073	26.224	28.529	38.481	32.839	276.9
6	2'05.918	26.315	28.470	38.361	32.772	274.1
7	2'06.230	26.203	28.555	38.695	32.777	274.8
8	2'19.953 P	29.645	29.416	39.489	41.403	272.0
9	12'44.607	28.699	29.649	39.220	33.105	
10	2'13.637	26.633	29.301	39.304	38.399	269.3
11	2'06.635	26.473	28.671	38.628	32.863	273.4
12	2'07.865	26.332	28.710	38.808	34.015	276.2
13	2'06.558	26.386	28.788	38.605	32.779	270.6
14	2'06.456	26.335	28.702	38.590	32.829	270.6

11th 22 Sam LOWES		Federal Oil Gresini M GBR				
Runs=2	Total laps=17	Full laps=14				
1	2'40.550	28.154	30.261	41.310	33.793	
2	2'07.044	26.572	28.798	38.818	32.856	271.3
3	2'06.425	26.353	28.738	38.511	32.823	274.8
4	2'15.091	29.363	33.998	38.790	32.940	276.2
5	2'06.497	26.386	28.721	38.630	32.760	272.7
6	2'06.581	26.252	28.640	38.763	32.926	273.4
7	2'14.038	26.335	35.641	39.057	33.005	272.0
8	2'06.711	26.434	28.798	38.644	32.835	272.0
9	2'06.580	26.419	28.686	38.670	32.805	270.6
10	2'25.606 P	29.845	30.516	40.517	44.728	270.6
11	6'38.166	29.475	29.166	39.007	33.047	
12	2'05.944	26.366	28.502	38.360	32.716	267.9
13	2'05.931	26.221	28.670	38.434	32.606	269.3
14	2'12.752	30.039	29.797	39.924	32.992	270.6
15	2'06.573	26.386	28.751	38.607	32.829	270.0
16	2'06.408	26.360	28.689	38.627	32.732	271.3
17	2'06.621	26.325	28.727	38.758	32.811	270.6

12th 33 Enea BASTIANINI		Italtrans Racing Team ITA				
Runs=2	Total laps=12	Full laps=8				
1	2'35.871	26.248	29.960	40.019	34.041	
2	2'06.881	26.368	28.748	38.788	32.977	278.3
3	2'06.528	26.284	28.776	38.677	32.791	278.3
4	2'06.166	26.232	28.634	38.559	32.741	274.8
5	2'11.547	30.376	29.158	38.877	33.136	276.2
6	2'39.550 P	26.312	28.996	40.603	41.639	276.9
7	11'27.502	25.871	29.467	39.474	33.289	
8	2'07.564	26.575	28.932	39.096	32.961	266.6
9	2'07.136	26.455	28.839	38.946	32.896	267.9
10	2'06.779	26.428	28.819	38.681	32.851	268.6

**Fastest Lap:** Brad BINDER Red Bull KTM Ajo RSA 2'04.769 26.085 28.254 38.047 32.383

These data/results cannot be reproduced, stored and/or transmitted in whole or in part by any manner of electronic, mechanical, photocopying, recording, broadcasting or otherwise now known or herein after developed without the previous express consent by the copyright owner, except for reproduction in daily press and regular printed publications on sale to the public within 60 days of the event related to those data/results and always provided that copyright symbol appears together as follows below.  
© DORNA, 2019



# Free Practice Nr. 3

# Moto2

Lap	Lap Time	T1	T2	T3	T4	Speed	Lap	Lap Time	T1	T2	T3	T4	Speed
11	<b>2'11.406</b>	29.694	30.009	38.805	32.898	268.6	6	<b>2'06.202</b>	26.368	28.627	<b>38.500</b>	<b>32.707</b>	<b>274.1</b>
12	2'15.390 P	26.747	29.026	38.948	40.669	267.9	7	2'26.256 P	28.645	30.165	40.671	46.775	265.3
<b>13th 10 Luca MARINI</b> SKY Racing Team VR ITA Runs=1 Total laps=11 Full laps=8							<b>17th 5 Andrea LOCATELLI</b> Italtrans Racing Team ITA Runs=2 Total laps=15 Full laps=12						
1	2'46.420	28.814	30.102	39.931	33.485		1	2'36.017	26.294	31.422	40.873	38.964	
2	<b>2'07.214</b>	26.812	28.723	38.727	32.952	272.7	2	<b>2'07.506</b>	26.653	28.914	38.965	32.974	276.9
3	<b>2'07.080</b>	26.629	28.663	38.815	32.973	273.4	3	<b>2'06.741</b>	26.556	28.748	<b>38.463</b>	32.974	276.2
4	<b>2'06.783</b>	26.559	28.640	38.650	32.934	274.8	4	<b>2'06.607</b>	26.319	28.683	38.618	32.987	276.2
5	<b>2'07.124</b>	26.616	28.705	38.751	33.052	273.4	5	<b>2'11.421</b>	<b>26.211</b>	29.361	41.819	34.030	274.8
6	<b>2'07.730</b>	26.643	28.773	39.009	33.305	274.1	6	<b>2'15.414</b>	26.485	28.627	40.928	39.374	<b>277.6</b>
7	<b>2'06.939</b>	26.490	<b>28.622</b>	38.727	33.100	<b>276.9</b>	7	<b>2'07.342</b>	26.516	28.986	38.809	33.031	276.2
8	2'18.113 P	26.977	29.070	39.126	42.940	274.1	8	<b>2'08.053</b>	26.276	28.723	38.833	34.221	274.8
9	11'44.500	32.026	29.201	39.060	33.234		9	<b>2'06.276</b>	26.247	28.610	38.576	32.843	275.5
10	<b>2'06.188</b>	26.543	28.626	38.340	<b>32.679</b>	269.3	10	2'16.685 P	26.455	28.712	39.123	42.395	274.1
11	<b>2'06.177</b>	<b>26.364</b>	28.754	<b>38.331</b>	32.728	272.7	11	10'34.641	27.738	30.066	39.690	41.483	
<b>14th 21 Fabio DI GIANNANT</b> Beta Tools Speed Up ITA Runs=2 Total laps=9 Full laps=6							<b>18th 7 Lorenzo BALDA</b> FLEXBOX HP 40 ITA Runs=2 Total laps=13 Full laps=9						
1	3'02.458	28.581	30.047	39.736	33.618		1	2'33.755	25.981	30.207	40.274	33.513	
2	<b>2'06.963</b>	26.619	28.665	38.649	33.030	267.3	2	<b>2'08.232</b>	26.906	29.013	39.001	33.312	270.0
3	<b>2'06.341</b>	26.440	<b>28.530</b>	38.450	<b>32.921</b>	267.9	3	<b>2'06.284</b>	26.351	28.646	<b>38.528</b>	<b>32.759</b>	<b>274.8</b>
4	<b>2'06.178</b>	<b>26.326</b>	28.554	<b>38.323</b>	32.975	267.3	4	<b>2'06.416</b>	26.357	28.600	38.549	32.910	272.7
5	3'39.950 P	26.498	28.576	1'58.191	46.685	<b>268.6</b>	5	<b>2'06.551</b>	26.349	28.635	38.539	33.028	272.7
6	21'30.838	27.513	29.271	38.784	33.829		6	2'24.002 P	28.571	29.446	40.771	45.214	271.3
7	<b>2'20.961</b>	26.542	32.775	47.902	33.742	266.0	7	12'29.550	24.515	29.941	39.999	38.346	
8	<b>2'06.416</b>	26.371	28.575	38.517	32.953	267.9	8	<b>2'06.335</b>	26.379	<b>28.552</b>	38.550	32.854	270.6
9	<b>2'07.167</b>	26.990	28.632	38.599	32.946	266.6	9	<b>2'06.798</b>	26.332	28.580	38.937	32.949	271.3
<b>15th 35 Somkiat CHANTRA</b> IDEMITSU Honda Te THA Runs=2 Total laps=17 Full laps=13							<b>19th 2 Jesko RAFFIN</b> NTS RW Racing GP SWI Runs=3 Total laps=14 Full laps=9						
1	2'36.595	27.077	29.717	39.318	33.091		1	2'14.004	26.372	29.993	39.962	33.934	
2	<b>2'10.564</b>	26.620	28.861	42.078	33.005	274.8	2	<b>2'10.895</b>	26.896	29.094	41.378	33.527	265.3
3	<b>2'06.699</b>	26.474	28.774	38.672	32.779	274.8	3	<b>2'08.047</b>	26.650	28.807	39.097	33.493	<b>272.7</b>
4	<b>2'08.741</b>	26.736	29.198	39.712	33.095	276.2	4	<b>2'07.575</b>	26.532	28.799	38.952	33.292	267.9
5	<b>2'07.275</b>	26.548	28.738	39.100	32.889	<b>277.6</b>	5	2'26.642 P	28.385	29.836	41.087	47.334	267.3
6	<b>2'07.370</b>	26.476	28.808	39.090	32.996	274.8	6	6'41.743	29.062	29.595	39.309	33.834	
7	<b>2'12.181</b>	26.389	28.914	39.069	37.809	272.0	7	<b>2'08.221</b>	26.707	28.942	39.168	33.404	266.6
8	<b>2'08.491</b>	27.105	29.040	39.105	33.241	270.6	8	<b>2'08.401</b>	26.872	28.889	39.054	33.586	266.6
9	<b>2'07.082</b>	26.399	28.733	38.975	32.975	271.3	9	2'17.961 P	26.639	28.733	39.048	43.541	266.0
10	2'17.947 P	26.496	28.853	39.544	43.054	270.6	10	7'44.574	29.753	29.434	39.077	33.401	
11	6'35.402	25.481	30.060	46.752	35.439		<b>16th 54 Mattia PASINI</b> Tasca Racing Scuderi ITA Runs=2 Total laps=14 Full laps=11						
12	<b>2'06.521</b>	26.502	<b>28.562</b>	38.628	32.829	273.4	1	2'43.832	26.496	29.840	39.759	33.442	
13	<b>2'06.187</b>	26.351	28.566	<b>38.615</b>	<b>32.655</b>	270.6	2	<b>2'07.497</b>	26.423	28.728	38.797	33.549	271.3
14	<b>2'27.950</b>	<b>26.316</b>	28.971	59.257	33.406	274.8	3	<b>2'06.756</b>	26.361	28.776	38.603	33.016	273.4
15	<b>2'07.284</b>	26.534	29.023	38.845	32.882	272.0	4	<b>2'06.719</b>	26.325	28.799	38.712	32.883	272.0
16	<b>2'06.731</b>	26.352	28.720	38.639	33.020	272.7	5	<b>2'21.152</b>	26.321	35.450	39.774	39.607	272.0
17	2'30.099 P	27.997	34.511	43.575	44.016	272.0	<b>Fastest Lap:</b> Brad BINDER Red Bull KTM Ajo RSA <b>2'04.769</b> 26.085 28.254 38.047 32.383						

These data/results cannot be reproduced, stored and/or transmitted in whole or in part by any manner of electronic, mechanical, photocopying, recording, broadcasting or otherwise now known or herein after developed without the previous express consent by the copyright owner, except for reproduction in daily press and regular printed publications on sale to the public within 60 days of the event related to those data/results and always provided that copyright symbol appears together as follows below.  
© DORNA, 2019

# Free Practice Nr. 3

# Moto2

Lap	Lap Time	T1	T2	T3	T4	Speed	Lap	Lap Time	T1	T2	T3	T4	Speed
11	2'06.440	26.403	28.493	38.440	33.104	264.7	3	2'07.819	26.771	28.888	39.073	33.087	269.3
12	2'06.462	26.273	28.525	38.551	33.113	265.3	4	2'08.437	26.855	29.026	39.124	33.432	270.0
13	2'07.450	26.517	28.676	38.691	33.566	265.3	5	2'17.640	26.978	33.788	41.528	35.346	270.6
14	2'07.696	26.551	28.850	38.954	33.341	265.3	6	2'08.288	26.905	29.057	39.259	33.067	272.0
<b>20th 11</b> <b>Nicolo BULEGA</b> SKY Racing Team VR ITA							7	2'07.965	26.544	28.996	39.221	33.204	270.6
Runs=2 Total laps=14 Full laps=10							8	2'24.345 P	29.207	29.749	40.357	45.032	270.6
1	2'43.146	28.791	29.723	39.433	33.464		9	12'44.652	27.571	29.855	39.580	33.726	
2	2'07.657	26.762	28.930	38.816	33.149	272.0	10	2'06.720	26.397	28.787	38.586	32.950	273.4
3	2'10.481	26.818	31.678	38.980	33.005	275.5	11	2'06.769	26.554	28.625	38.612	32.978	271.3
4	2'07.252	26.559	28.947	38.757	32.989	274.1	12	2'09.474	26.388	28.688	38.850	35.548	271.3
5	2'07.235	26.596	28.835	38.772	33.032	273.4	13	2'06.832	26.466	28.775	38.694	32.897	271.3
6	2'07.510	26.603	28.769	38.845	33.293	276.2	14	2'07.855	26.367	28.764	38.893	33.831	270.0
7	2'06.980	26.547	28.759	38.672	33.002	278.3	<b>24th 62</b> <b>Stefano MANZI</b> MV Agusta Temporar ITA						
8	2'20.857 P	26.772	28.860	41.631	43.594	273.4	Runs=3 Total laps=12 Full laps=6						
9	11'41.520	34.736	29.469	39.166	33.179		1	2'46.642	25.167	29.545	39.976	33.565	
10	2'06.804	26.664	28.629	38.608	32.903	270.6	2	2'08.579	26.714	28.697	39.840	33.328	272.0
11	2'06.499	26.491	28.564	38.586	32.858	272.0	3	2'07.449	26.553	28.858	38.839	33.199	269.3
12	2'06.603	26.527	28.628	38.681	32.767	271.3	4	2'24.980 P	26.486	30.374	42.100	46.020	270.0
13	3'13.551	37.307	31.329	38.864	1'26.051	270.6	5	9'24.414	25.507	29.366	39.512	33.395	
14	2'51.680 P	26.763	28.864	53.507	1'02.546	271.3	6	2'23.937 P	26.918	30.280	40.744	45.995	265.3
<b>21st 40</b> <b>Augusto FERNAND</b> FLEXBOX HP 40 SPA							7	8'16.246	29.188	36.469	39.655	33.342	
Runs=2 Total laps=11 Full laps=10							8	2'07.337	26.620	28.756	38.756	33.205	266.6
1	2'38.153	25.918	29.795	39.768	33.295		9	2'06.725	26.492	28.669	38.570	32.994	271.3
2	2'07.113	26.511	28.795	38.774	33.033	270.6	10	2'09.328	27.444	29.181	38.991	33.712	269.3
3	2'07.024	26.457	28.701	38.735	33.131	271.3	11	2'41.766	29.095	38.059	39.038	55.574	266.0
4	2'06.577	26.420	28.779	38.528	32.850	270.0	12	2'24.525 P	26.616	29.970	41.353	46.586	266.0
5	2'06.899	26.626	28.758	38.625	32.890	270.6	<b>25th 96</b> <b>Jake DIXON</b> Gaviota Angel Nieto T GBR						
unfinished	26.807	29.208			276.2		Runs=3 Total laps=13 Full laps=8						
6	2'24.714	27.647	30.586	44.499	41.982		1	2'18.774	29.377	30.319	40.385	33.621	
7	2'07.243	26.680	28.951	38.554	33.058	264.7	2	2'09.777	26.931	29.452	39.972	33.422	267.9
8	2'06.661	26.439	28.673	38.528	33.021	265.3	3	2'08.266	26.762	29.051	39.212	33.241	268.6
9	2'21.782	31.463	30.164	39.742	40.413	265.3	4	2'12.165	26.811	29.096	39.216	37.042	270.6
10	2'06.762	26.399	28.863	38.606	32.894	267.3	5	2'17.475	26.767	33.919	40.837	35.952	269.3
<b>22nd 77</b> <b>Dominique AEGER</b> MV Agusta Temporar SWI							6	2'16.684	26.708	29.531	44.182	36.263	270.6
Runs=2 Total laps=13 Full laps=10							7	2'24.077 P	26.969	31.849	41.603	43.656	273.4
1	2'35.713	26.463	29.976	40.522	33.999		8	10'04.196	28.710	29.827	40.077	35.515	
2	2'07.509	26.773	28.833	39.027	32.876	272.0	9	2'10.861	27.079	29.364	40.989	33.429	265.3
3	2'06.805	26.427	28.662	38.793	32.923	272.7	10	2'20.817 P	26.940	29.290	41.459	43.128	269.3
4	2'07.850	26.487	28.973	39.039	33.351	270.6	11	6'27.326	27.935	29.907	43.575	40.528	
5	2'07.793	26.559	28.795	38.944	33.495	268.6	12	2'07.231	26.612	28.887	38.852	32.880	271.3
6	2'07.295	26.402	28.835	38.992	33.066	276.2	13	2'06.876	26.463	28.769	38.733	32.911	269.3
7	2'38.620 P	29.339	31.878	55.253	42.150	269.3	<b>26th 64</b> <b>Bo BENDSNEYDER</b> NTS RW Racing GP NED						
8	13'41.344	33.773	38.217	49.505	37.947		Runs=2 Total laps=15 Full laps=12						
9	2'37.491	26.724	29.795	49.390	51.582	267.9	1	2'17.893	27.507	30.222	39.666	33.333	
10	2'23.540	26.672	28.802	44.841	43.225	266.0	2	2'07.237	26.576	28.772	38.781	33.108	265.3
11	2'19.904	26.614	28.762	44.202	40.326	270.0	3	2'08.858	26.989	29.196	38.893	33.780	272.7
12	2'06.672	26.538	28.727	38.625	32.782	272.0	4	2'06.919	26.366	28.703	38.886	32.964	269.3
13	2'07.719	26.717	28.919	38.881	33.202	270.0	5	2'15.207	27.525	33.402	39.882	34.398	270.6
<b>23rd 16</b> <b>Joe ROBERTS</b> American Racing KT USA							6	2'07.080	26.486	28.844	38.845	32.905	269.3
Runs=2 Total laps=14 Full laps=11							7	2'27.124 P	27.621	30.485	41.098	47.920	268.6
1	2'19.044	27.557	30.120	39.839	33.356		8	9'30.642	25.436	29.276	39.243	33.166	
2	2'08.892	26.795	29.388	39.446	33.263	270.0	9	2'07.510	26.521	28.853	39.097	33.039	266.6
							10	2'07.410	26.534	28.810	38.897	33.169	266.6

**Fastest Lap:** Brad BINDER Red Bull KTM Ajo RSA 2'04.769 26.085 28.254 38.047 32.383

These data/results cannot be reproduced, stored and/or transmitted in whole or in part by any manner of electronic, mechanical, photocopying, recording, broadcasting or otherwise now known or herein after developed without the previous express consent by the copyright owner, except for reproduction in daily press and regular printed publications on sale to the public within 60 days of the event related to those data/results and always provided that copyright symbol appears together as follows below.  
© DORNA, 2019

# Free Practice Nr. 3

# Moto2

Lap	Lap Time	T1	T2	T3	T4	Speed	Lap	Lap Time	T1	T2	T3	T4	Speed			
<b>27th 20</b> Dimas EKKY PRAT IDEMITSU Honda Te INA							<b>30th 65</b> Philipp OETTL Red Bull KTM Tech 3 GER									
Runs=2			Total laps=14				Full laps=11			Runs=2		Total laps=15			Full laps=12	
1	2'36.777	26.136	30.920	40.869	39.568		1	2'29.467	26.591	30.479	41.790	33.993				
2	2'08.676	26.725	29.002	39.218	33.731	273.4	2	2'13.081	27.369	29.757	41.956	33.999	269.3			
3	2'08.009	26.574	28.718	39.321	33.396	274.1	3	2'10.787	27.952	29.476	39.909	33.450	272.0			
4	2'08.742	26.673	29.067	39.321	33.681	270.6	4	2'09.066	27.101	29.192	39.350	33.423	270.6			
5	2'08.087	26.535	28.930	39.505	33.117	273.4	5	2'09.001	27.105	29.123	39.359	33.414	272.7			
6	2'07.684	26.419	28.973	39.245	33.047	272.7	6	2'09.012	26.829	29.124	39.653	33.406	270.0			
7	2'30.670 P	26.596	40.011	39.323	44.740	270.6	7	2'08.606	26.784	29.059	39.314	33.449	270.0			
8	12'50.025	26.261	29.903	46.828	35.490		8	2'25.457 P	30.678	32.229	40.949	41.601	266.6			
9	2'08.424	26.736	29.002	39.577	33.109	267.9	9	8'42.923	33.271	32.495	41.266	33.443				
10	2'08.524	26.491	28.963	39.291	33.779	267.3	10	2'16.164	27.100	29.043	39.214	40.807	267.3			
11	2'14.499	26.758	31.679	42.409	33.653	267.9	11	2'08.178	26.673	29.135	39.158	33.212	267.9			
12	2'08.838	26.766	29.288	39.513	33.271	267.3	12	2'16.467	26.582	29.082	42.648	38.155	267.3			
13	2'08.613	26.602	29.197	39.319	33.495	267.9	13	2'21.236	32.898	32.924	40.467	34.947	266.0			
14	2'09.158	26.784	29.192	39.893	33.289	269.3	14	2'22.028	28.379	29.082	45.267	39.300	270.0			
							15	2'08.142	26.754	29.039	39.188	33.161	272.0			
<b>28th 47</b> Adam NORRODIN Petronas Sprinta Raci MAL							<b>31st 18</b> Xavi CARDELUS Gaviota Angel Nieto T AND									
Runs=2			Total laps=13				Full laps=10			Runs=2		Total laps=14			Full laps=11	
1	2'20.884	27.182	30.280	40.534	33.834		1	2'19.236	27.289	30.625	40.703	35.084				
2	2'10.883	27.237	29.695	40.124	33.827	267.3	2	2'09.908	27.314	29.286	39.713	33.595	270.0			
3	2'10.217	27.144	29.316	40.173	33.584	267.3	3	2'09.469	27.004	29.180	39.809	33.476	272.0			
4	2'09.795	27.097	29.347	39.660	33.691	269.3	4	2'17.247	27.047	29.589	41.749	38.862	270.6			
5	2'09.215	27.000	29.075	39.562	33.578	269.3	5	2'09.696	26.974	29.414	39.649	33.659	272.0			
6	2'18.393	29.149	35.874	39.812	33.558	271.3	6	2'26.903	26.921	29.226	52.152	38.604	271.3			
7	2'25.858 P	27.083	29.244	44.606	44.925	267.9	7	2'21.414 P	26.892	29.547	40.072	44.903	272.0			
8	14'37.328	27.625	29.821	39.336	33.346		8	11'32.193	35.980	32.777	43.260	34.812				
9	2'11.439	26.670	29.226	39.304	36.239	268.6	9	2'42.130	27.181	41.732	42.600	50.617	265.3			
10	2'07.907	26.802	28.698	38.955	33.452	270.0	10	2'11.349	26.860	29.210	41.060	34.219	267.9			
11	2'08.292	26.823	28.817	39.121	33.531	268.6	11	2'08.933	26.774	29.243	39.395	33.521	268.6			
12	2'08.199	26.709	29.211	38.961	33.318	272.0	12	2'25.681	26.759	29.363	41.225	48.334	266.6			
13	2'07.766	26.704	28.838	38.930	33.294	271.3	13	2'08.417	26.688	29.024	39.349	33.356	270.6			
							14	2'08.720	26.727	29.373	39.412	33.208	269.3			
<b>29th 3</b> Lukas TULOVIC Kiefer Racing GER							<b>32nd 72</b> Marco BEZZECCHI Red Bull KTM Tech 3 ITA									
Runs=2			Total laps=14				Full laps=10			Runs=2		Total laps=4			Full laps=1	
1	2'14.838	26.150	30.253	40.507	33.725		1	2'27.602	27.084	30.400	40.373	33.988				
2	2'09.947	27.245	29.335	39.781	33.586	269.3	2	2'22.796	27.310	29.541	52.814	33.131	269.3			
3	2'09.814	27.215	29.434	39.598	33.567	270.0	3	2'19.805 P	30.458	29.274	39.186	40.887	272.7			
4	2'09.467	26.937	29.379	39.695	33.456	271.3	4	32'18.228 P	29.250	31.160	41.972	44.048				
5	2'13.226	26.926	29.450	43.122	33.728	270.0										
6	2'11.207	28.115	29.946	39.680	33.466	270.0										
7	2'13.968	30.606	29.750	40.011	33.601	271.3										
8	2'19.204 P	27.025	29.244	39.510	43.425	270.0										
9	10'33.268	27.773	30.773	41.690	34.021											
10	2'09.353	27.159	29.325	39.482	33.387	266.6										
11	2'08.391	26.896	29.122	39.140	33.233	268.6										
12	2'07.808	26.833	28.893	38.886	33.196	268.6										
13	2'19.572	29.582	31.708	40.533	37.749	269.3										
unfinished	26.649	29.303				271.3										

**Fastest Lap:** Brad BINDER Red Bull KTM Ajo RSA **2'04.769** 26.085 28.254 38.047 32.383

These data/results cannot be reproduced, stored and/or transmitted in whole or in part by any manner of electronic, mechanical, photocopying, recording, broadcasting or otherwise now known or herein after developed without the previous express consent by the copyright owner, except for reproduction in daily press and regular printed publications on sale to the public within 60 days of the event related to those data/results and always provided that copyright symbol appears together as follows below.  
© DORNA, 2019

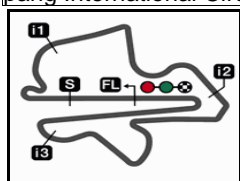
Official MotoGP Timing by TISSOT  
www.motogp.com

Sepang, Saturday, November 02, 2019

Page 5 of 5







5543 m.

## SHELL MALAYSIA MOTORCYCLE GRAND PRIX

## Free Practice Nr. 3

## Best Partial Times

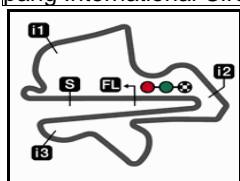
Moto2™

IT Ideal Lap Time, sum of the best partial times

BT Best Lap Time

T1		T2		T3		T4				IT	BT	
Pos	Rider	Time	Rider	Time	Rider	Time	Rider	Time	Pos	Rider	IT	BT
1	T.NAGASHIMA	26.050	B.BINDER	28.254	B.BINDER	38.047	B.BINDER	32.383	1	B.BINDER	2'04.767	2'04.769 (1)
2	B.BINDER	26.083	T.NAGASHIMA	28.310	R.GARDNER	38.055	T.NAGASHIMA	32.438	2	T.NAGASHIMA	2'05.062	2'05.466 (3)
3	I.LECUONA	26.119	A.MARQUEZ	28.400	A.MARQUEZ	38.253	T.LUTHI	32.504	3	R.GARDNER	2'05.229	2'05.581 (4)
4	R.GARDNER	26.134	R.GARDNER	28.423	T.NAGASHIMA	38.264	X.VIERGE	32.542	4	A.MARQUEZ	2'05.402	2'05.402 (2)
5	X.VIERGE	26.157	J.NAVARRO	28.464	F.DI GIANNANTO	38.323	A.MARQUEZ	32.570	5	X.VIERGE	2'05.584	2'05.798 (7)
6	A.MARQUEZ	26.179	M.SCHROTTER	28.470	J.MARTIN	38.323	S.LOWES	32.606	6	T.LUTHI	2'05.592	2'05.651 (5)
7	J.NAVARRO	26.183	J.RAFFIN	28.493	L.MARINI	38.331	R.GARDNER	32.617	7	S.LOWES	2'05.689	2'05.931 (11)
8	M.SCHROTTER	26.203	T.LUTHI	28.495	T.LUTHI	38.348	J.MARTIN	32.646	8	J.NAVARRO	2'05.716	2'05.812 (8)
9	A.LOCATELLI	26.211	J.MARTIN	28.498	S.LOWES	38.360	S.CHANTRA	32.655	9	J.MARTIN	2'05.722	2'05.775 (6)
10	S.LOWES	26.221	S.LOWES	28.502	M.SCHROTTER	38.361	L.MARINI	32.679	10	M.SCHROTTE	2'05.806	2'05.918 (10)
11	E.BASTIANINI	26.232	X.VIERGE	28.502	X.VIERGE	38.383	J.NAVARRO	32.685	11	I.LECUONA	2'05.888	2'05.906 (9)
12	T.LUTHI	26.245	F.DI GIANNANTO	28.530	J.NAVARRO	38.384	I.LECUONA	32.698	12	L.MARINI	2'05.996	2'06.177 (13)
13	J.MARTIN	26.255	L.BALDASSARRI	28.552	J.RAFFIN	38.440	M.PASINI	32.707	13	A.LOCATELLI	2'06.071	2'06.228 (17)
14	L.BALDASSARRI	26.272	S.CHANTRA	28.562	A.LOCATELLI	38.463	E.BASTIANINI	32.741	14	M.PASINI	2'06.085	2'06.202 (16)
15	J.RAFFIN	26.273	N.BULEGA	28.564	M.PASINI	38.500	L.BALDASSARRI	32.759	15	F.DI GIANNAN	2'06.100	2'06.178 (14)
16	M.PASINI	26.286	I.LECUONA	28.569	I.LECUONA	38.502	N.BULEGA	32.767	16	L.BALDASSAR	2'06.111	2'06.284 (18)
17	S.CHANTRA	26.316	M.PASINI	28.592	L.BALDASSARRI	38.528	M.SCHROTTER	32.772	17	S.CHANTRA	2'06.148	2'06.187 (15)
18	F.DI GIANNANTO	26.326	A.LOCATELLI	28.608	A.FERNANDEZ	38.528	D.AEGERTER	32.782	18	E.BASTIANINI	2'06.166	2'06.166 (12)
19	L.MARINI	26.364	L.MARINI	28.622	E.BASTIANINI	38.559	A.LOCATELLI	32.789	19	J.RAFFIN	2'06.310	2'06.440 (19)
20	B.BENDSNEYDE	26.366	J.ROBERTS	28.625	S.MANZI	38.570	A.FERNANDEZ	32.850	20	N.BULEGA	2'06.408	2'06.499 (20)
21	J.ROBERTS	26.367	E.BASTIANINI	28.634	N.BULEGA	38.586	J.DIXON	32.880	21	A.FERNANDEZ	2'06.450	2'06.577 (21)
22	A.FERNANDEZ	26.399	D.AEGERTER	28.662	J.ROBERTS	38.586	J.ROBERTS	32.897	22	D.AEGERTER	2'06.471	2'06.672 (22)
23	D.AEGERTER	26.402	S.MANZI	28.669	S.CHANTRA	38.615	B.BENDSNEYDE	32.905	23	J.ROBERTS	2'06.475	2'06.720 (23)
24	D.EKKY PRATA	26.419	A.FERNANDEZ	28.673	D.AEGERTER	38.625	F.DI GIANNANTO	32.921	24	S.MANZI	2'06.719	2'06.725 (24)

These data/results cannot be reproduced, stored and/or transmitted in whole or in part by any manner of electronic, mechanical, photocopying, recording, broadcasting or otherwise now known or herein after developed without the previous express consent by the copyright owner, except for reproduction in daily press and regular printed publications on sale to the public within 60 days of the event related to those data/results and always provided that copyright symbol appears together as follows below.  
© DORNA, 2019



5543 m.

## SHELL MALAYSIA MOTORCYCLE GRAND PRIX

## Free Practice Nr. 3

## Best Partial Times

Moto2™

*IT* Ideal Lap Time, sum of the best partial times*BT* Best Lap Time

<i>T1</i>		<i>T2</i>		<i>T3</i>		<i>T4</i>				<i>IT</i>	<i>BT</i>	
<i>Pos</i>	<i>Rider</i>	<i>Time</i>	<i>Rider</i>	<i>Time</i>	<i>Rider</i>	<i>Time</i>	<i>Rider</i>	<i>Time</i>	<i>Pos</i>	<i>Rider</i>	<i>IT</i>	<i>BT</i>
25	J.DIXON	26.463	A.NORRODIN	28.698	J.DIXON	38.733	S.MANZI	32.994	25	<b>B.BENDSNEY</b>	2'06.755	2'06.919 (26)
26	<b>S.MANZI</b>	<b>26.486</b>	<b>B.BENDSNEYDE</b>	<b>28.703</b>	<b>B.BENDSNEYDE</b>	<b>38.781</b>	<b>D.EKKY PRATA</b>	<b>33.047</b>	26	<b>J.DIXON</b>	2'06.845	2'06.876 (25)
27	N.BULEGA	26.491	D.EKKY PRATAM	28.718	L.TULOVIC	38.886	J.RAFFIN	33.104	27	<b>D.EKKY PRAT</b>	2'07.402	2'07.684 (27)
28	<b>P.OETTL</b>	<b>26.582</b>	<b>J.DIXON</b>	<b>28.769</b>	<b>A.NORRODIN</b>	<b>38.930</b>	<b>M.BEZZECCHI</b>	<b>33.131</b>	28	<b>A.NORRODIN</b>	2'07.592	2'07.766 (28)
29	L.TULOVIC	26.649	L.TULOVIC	28.893	P.OETTL	39.158	P.OETTL	33.161	29	<b>L.TULOVIC</b>	2'07.624	2'07.808 (29)
30	<b>A.NORRODIN</b>	<b>26.670</b>	<b>X.CARDELUS</b>	<b>29.024</b>	<b>M.BEZZECCHI</b>	<b>39.186</b>	<b>L.TULOVIC</b>	<b>33.196</b>	30	<b>P.OETTL</b>	2'07.940	2'08.142 (30)
31	X.CARDELUS	26.688	P.OETTL	29.039	D.EKKY PRATAM	39.218	X.CARDELUS	33.208	31	<b>X.CARDELUS</b>	2'08.269	2'08.417 (31)
32	<b>M.BEZZECCHI</b>	<b>27.310</b>	<b>M.BEZZECCHI</b>	<b>29.274</b>	<b>X.CARDELUS</b>	<b>39.349</b>	<b>A.NORRODIN</b>	<b>33.294</b>	32	<b>M.BEZZECCHI</b>	2'08.901	(-1)

These data/results cannot be reproduced, stored and/or transmitted in whole or in part by any manner of electronic, mechanical, photocopying, recording, broadcasting or otherwise now known or herein after developed without the previous express consent by the copyright owner, except for reproduction in daily press and regular printed publications on sale to the public within 60 days of the event related to those data/results and always provided that copyright symbol appears together as follows below.

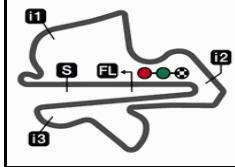
© DORNA, 2019

Official MotoGP Timing by TISSOT

www.motogp.com


*moto2™*





5543 m.

**SHELL MALAYSIA MOTORCYCLE GRAND PRIX****Free Practice Nr. 3****Fastest Laps Sequence**

<i>Practice Time</i>	 <i>Rider</i>	<i>Nation</i>	<i>Motorcycle</i>	<i>Time</i>	<i>Km/h</i>	<i>Rider's Lap</i>
<b>4'23.112</b>	27 Iker LECUONA	SPA	KTM	<b>2'06.653</b>	157.5	2
<b>4'33.050</b>	12 Thomas LUTHI	SWI	KALEX	<b>2'06.092</b>	158.2	2
<b>7'13.652</b>	73 Alex MARQUEZ	SPA	KALEX	<b>2'05.402</b>	159.1	3
<b>38'11.033</b>	41 Brad BINDER	RSA	KTM	<b>2'04.769</b>	159.9	15

These data/results cannot be reproduced, stored and/or transmitted in whole or in part by any manner of electronic, mechanical, photocopying, recording, broadcasting or otherwise now known or herein after developed without the previous express consent by the copyright owner, except for reproduction in daily press and regular printed publications on sale to the public within 60 days of the event related to those data/results and always provided that copyright symbol appears together as follows below.

© DORNA, 2019

Official MotoGP Timing by TISSOT  
www.motogp.com

**Sepang, Saturday, November 02, 2019**

