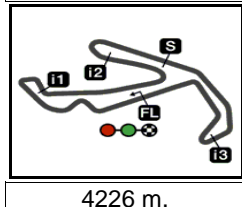


GP OCTO DI SAN MARINO E DELLA RIVIERA DI RIMINI


Free Practice Nr. 2

Classification

6



4226 m.

		Rider	Nation	Team	Motorcycle	Time	Lap Total	Gap	Top Speed
1	12	Maverick VIÑALES	SPA	Monster Energy Yamaha MotoGP	YAMAHA	1'32.775	19 21		289.5
2	20	Fabio QUARTARARO	FRA	Petronas Yamaha SRT	YAMAHA	1'32.832	19 19	0.057 0.057	288.7
3	93	Marc MARQUEZ	SPA	Repsol Honda Team	HONDA	1'33.171	5 22	0.396 0.339	293.4
4	46	Valentino ROSSI	ITA	Monster Energy Yamaha MotoGP	YAMAHA	1'33.470	18 21	0.695 0.299	287.2
5	21	Franco MORBIDELLI	ITA	Petronas Yamaha SRT	YAMAHA	1'33.524	19 20	0.749 0.054	288.0
6	44	Po ESPARGARO	SPA	Red Bull KTM Factory Racing	KTM	1'33.624	18 19	0.849 0.100	291.1
7	9	Danilo PETRUCCI	ITA	Ducati Team	DUCATI	1'33.728	16 18	0.953 0.104	291.1
8	4	Andrea DOVIZIOSO	ITA	Ducati Team	DUCATI	1'33.826	19 21	1.051 0.098	292.6
9	42	Alex RINS	SPA	Team SUZUKI ECSTAR	SUZUKI	1'33.874	6 23	1.099 0.048	290.3
10	35	Cal CRUTCHLOW	GBR	LCR Honda CASTROL	HONDA	1'33.907	17 19	1.132 0.033	293.4
11	41	Aleix ESPARGARO	SPA	Aprilia Racing Team Gresini	APRILIA	1'33.950	15 17	1.175 0.043	289.5
12	5	Johann ZARCO	FRA	Red Bull KTM Factory Racing	KTM	1'33.956	17 18	1.181 0.006	288.7
13	30	Takaaki NAKAGAMI	JPN	LCR Honda IDEMITSU	HONDA	1'33.998	16 19	1.223 0.042	287.2
14	63	Francesco BAGNAIA	ITA	Pramac Racing	DUCATI	1'34.003	15 17	1.228 0.005	289.5
15	51	Michele PIRRO	ITA	Ducati Team	DUCATI	1'34.062	14 17	1.287 0.059	294.2
16	43	Jack MILLER	AUS	Pramac Racing	DUCATI	1'34.070	16 16	1.295 0.008	294.2
17	99	Jorge LORENZO	SPA	Repsol Honda Team	HONDA	1'34.139	16 19	1.364 0.069	293.4
18	53	Tito RABAT	SPA	Reale Avintia Racing	DUCATI	1'34.206	17 19	1.431 0.067	291.1
19	36	Joan MIR	SPA	Team SUZUKI ECSTAR	SUZUKI	1'34.229	4 17	1.454 0.023	288.0
20	88	Miguel OLIVEIRA	POR	Red Bull KTM Tech 3	KTM	1'34.362	16 19	1.587 0.133	287.2
21	29	Andrea IANNONE	ITA	Aprilia Racing Team Gresini	APRILIA	1'34.381	20 20	1.606 0.019	288.7
22	17	Karel ABRAHAM	CZE	Reale Avintia Racing	DUCATI	1'34.843	13 15	2.068 0.462	287.2
23	55	Hafizh SYAHRIN	MAL	Red Bull KTM Tech 3	KTM	1'34.935	16 18	2.160 0.092	286.4

Practice condition: **Dry**Air: **26°**Humidity: **58%**Ground: **41°**

Fastest Lap:	Lap: 19	Maverick VIÑALES	1'32.775	163.9 Km/h
Best Race Lap:	2018	Andrea DOVIZIOSO	1'32.678	164.1 Km/h
All Time Lap Record:	2018	Jorge LORENZO	1'31.629	166.0 Km/h

The results are provisional until the end of the limit for protest and appeals.

Time limit for protest expires 30' after publication of the results - Time:

These data/results cannot be reproduced, stored and/or transmitted in whole or in part by any manner of electronic, mechanical, photocopying, recording, broadcasting or otherwise now known or herein after developed without the previous express consent by the copyright owner, except for reproduction in daily press and regular printed publications on sale to the public within 60 days of the event related to those data/results and always provided that copyright symbol appears together as follows below.

© DORNA, 2019

Official MotoGP Timing by TISSOT
www.motogp.com



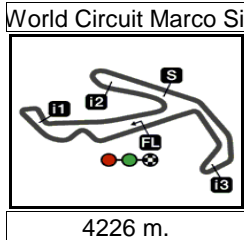
Misano Adriatico, Friday, September 13, 2019


GP OCTO DI SAN MARINO E DELLA RIVIERA DI RIMINI

Free Practice Nr. 2

Combined Free Practice Times

7



		Rider	Nation	Team	MOTORCYCLE	FP1	FP2	Gap
1	12	M.VIÑALES	SPA	Monster Energy Yamaha MotoGP	YAMAHA	1'33.599	7 1'32.775	19
2	20	F.QUARTARARO	FRA	Petronas Yamaha SRT	YAMAHA	1'33.153	19 1'32.832	19 0.057 0.057
3	93	M.MARQUEZ	SPA	Repsol Honda Team	HONDA	1'33.529	12 1'33.171	5 0.396 0.339
4	46	V.ROSSI	ITA	Monster Energy Yamaha MotoGP	YAMAHA	1'34.182	9 1'33.470	18 0.695 0.299
5	21	F.MORBIDELLI	ITA	Petronas Yamaha SRT	YAMAHA	1'34.039	17 1'33.524	19 0.749 0.054
6	44	P.ESPARGARO	SPA	Red Bull KTM Factory Racing	KTM	1'34.002	7 1'33.624	18 0.849 0.100
7	51	M.PIRRO	ITA	Ducati Team	DUCATI	1'33.704	14 1'34.062	14 0.929 0.080
8	9	D.PETRUCCI	ITA	Ducati Team	DUCATI	1'34.149	7 1'33.728	16 0.953 0.024
9	41	A.ESPARGARO	SPA	Aprilia Racing Team Gresini	APRILIA	1'33.762	12 1'33.950	15 0.987 0.034
10	4	A.DOVIZIOSO	ITA	Ducati Team	DUCATI	1'34.274	11 1'33.826	19 1.051 0.064
11	42	A.RINS	SPA	Team SUZUKI ECSTAR	SUZUKI	1'34.284	6 1'33.874	6 1.099 0.048
12	35	C.CRUTCHLOW	GBR	LCR Honda CASTROL	HONDA	1'34.512	20 1'33.907	17 1.132 0.033
13	5	J.ZARCO	FRA	Red Bull KTM Factory Racing	KTM	1'34.760	18 1'33.956	17 1.181 0.049
14	30	T.NAKAGAMI	JPN	LCR Honda IDEMITSU	HONDA	1'34.568	6 1'33.998	16 1.223 0.042
15	63	F.BAGNAIA	ITA	Pramac Racing	DUCATI	1'34.324	16 1'34.003	15 1.228 0.005
16	43	J.MILLER	AUS	Pramac Racing	DUCATI	1'34.487	7 1'34.070	16 1.295 0.067
17	99	J.LORENZO	SPA	Repsol Honda Team	HONDA	1'35.292	20 1'34.139	16 1.364 0.069
18	53	T.RABAT	SPA	Reale Avintia Racing	DUCATI	1'34.261	16 1'34.206	17 1.431 0.067
19	36	J.MIR	SPA	Team SUZUKI ECSTAR	SUZUKI	1'34.374	13 1'34.229	4 1.454 0.023
20	88	M.OLIVEIRA	POR	Red Bull KTM Tech 3	KTM	1'35.264	16 1'34.362	16 1.587 0.133
21	29	A.IANNONE	ITA	Aprilia Racing Team Gresini	APRILIA	1'34.990	15 1'34.381	20 1.606 0.019
22	17	K.ABRAHAM	CZE	Reale Avintia Racing	DUCATI	1'35.320	16 1'34.843	13 2.068 0.462
23	55	H.SYHRIN	MAL	Red Bull KTM Tech 3	KTM	1'36.180	5 1'34.935	16 2.160 0.092

Pole Position Record:	2018	Jorge LORENZO	1'31.629	166.0 Km/h
Best Race Lap:	2018	Andrea DOVIZIOSO	1'32.678	164.1 Km/h
All Time Lap Record:	2018	Jorge LORENZO	1'31.629	166.0 Km/h

The results are provisional until the end of the limit for protest and appeals.

Time limit for protest expires 60' after publication of the results - Mr. Time:

These data/results cannot be reproduced, stored and/or transmitted in whole or in part by any manner of electronic, mechanical, photocopying, recording, broadcasting or otherwise now known or herein after developed without the previous express consent by the copyright owner, except for reproduction in daily press and regular printed publications on sale to the public within 60 days of the event related to those data/results and always provided that copyright symbol appears together as follows below.

© DORNA, 2019

Official MotoGP Timing by TISSOT

www.motogp.com

Misano Adriatico, Friday, September 13, 2019



GP OCTO DI SAN MARINO E DELLA RIVIERA DI RIMINI

Free Practice Nr. 2

Top Speed & Average

8



Rider	Nation	Motorcycle	Top 5 speeds					Average	Top
43 Jack MILLER	AUS	DUCATI	294.2	293.4	292.6	291.8	291.1	292.6	294.2
51 Michele PIRRO	ITA	DUCATI	294.2	294.2	294.2	294.2	293.4	294.0	294.2
35 Cal CRUTCHLOW	GBR	HONDA	293.4	292.6	292.6	292.6	292.6	292.8	293.4
93 Marc MARQUEZ	SPA	HONDA	293.4	293.4	292.6	291.8	291.8	292.4	293.4
99 Jorge LORENZO	SPA	HONDA	293.4	291.1	291.1	290.3	290.3	291.1	293.4
4 Andrea DOVIZIOSO	ITA	DUCATI	292.6	292.6	289.5	289.5	289.5	290.4	292.6
9 Danilo PETRUCCI	ITA	DUCATI	291.1	289.5	289.5	289.5	288.7	289.5	291.1
44 Pol ESPARGARO	SPA	KTM	291.1	291.1	290.3	289.5	289.5	290.3	291.1
53 Tito RABAT	SPA	DUCATI	291.1	288.7	288.7	288.7	288.0	288.9	291.1
42 Alex RINS	SPA	SUZUKI	290.3	290.3	290.3	290.3	289.5	289.9	290.3
12 Maverick VIÑALES	SPA	YAMAHA	289.5	288.0	288.0	288.0	287.2	288.1	289.5
41 Aleix ESPARGARO	SPA	APRILIA	289.5	288.0	287.2	286.4	286.4	287.5	289.5
63 Francesco BAGNAIA	ITA	DUCATI	289.5	288.7	288.7	287.2	287.2	287.9	289.5
5 Johann ZARCO	FRA	KTM	288.7	288.0	287.2	287.2	287.2	287.6	288.7
20 Fabio QUARTARARO	FRA	YAMAHA	288.7	285.7	285.7	285.7	285.7	286.2	288.7
29 Andrea IANNONE	ITA	APRILIA	288.7	287.2	286.4	285.7	285.7	286.7	288.7
21 Franco MORBIDELLI	ITA	YAMAHA	288.0	288.0	287.2	287.2	286.4	286.9	288.0
36 Joan MIR	SPA	SUZUKI	288.0	288.0	288.0	287.2	287.2	287.5	288.0
17 Karel ABRAHAM	CZE	DUCATI	287.2	286.4	285.7	285.7	284.9	285.8	287.2
30 Takaaki NAKAGAMI	JPN	HONDA	287.2	286.4	285.7	285.7	284.9	285.8	287.2
46 Valentino ROSSI	ITA	YAMAHA	287.2	286.4	286.4	286.4	285.7	286.2	287.2
88 Miguel OLIVEIRA	POR	KTM	287.2	285.7	284.9	284.9	284.9	285.4	287.2
55 Hafizh SYAHRIN	MAL	KTM	286.4	286.4	285.7	285.7	284.9	285.7	286.4

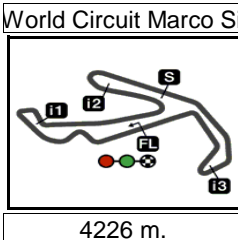
These data/results cannot be reproduced, stored and/or transmitted in whole or in part by any manner of electronic, mechanical, photocopying, recording, broadcasting or otherwise now known or herein after developed without the previous express consent by the copyright owner, except for reproduction in daily press and regular printed publications on sale to the public within 60 days of the event related to those data/results and always provided that copyright symbol appears together as follows below.

© DORNA, 2019

Official MotoGP Timing by TISSOT
www.motogp.com



Misano Adriatico, Friday, September 13, 2019



4226 m.

GP OCTO DI SAN MARINO E DELLA RIVIERA DI RIMINI

Free Practice Nr. 2

Chronological Analysis of Performances

9

* Lap / Sector time cancelled

T1 Time from finish line to 1st intermediate

T3 Time from 2nd intermed. to 3rd intermed.

P Crossing the finish line in pit lane

T2 Time from 1st intermed. to 2nd intermed.

T4 Time from 3rd intermediate to finish line

** Tyre data subject to further updates

Lap	Lap Time	T1	T2	T3	T4	Speed	Lap	Lap Time	T1	T2	T3	T4	Speed	
1st	12	Maverick VIÑALES YAMAHA SPA Monster Energy Yamaha MotoGP						Run # 2	Front Tyre Slick-Medium Rear Tyre Slick-Medium 12 Laps at start 12 Laps at start					
		Runs=4 Total laps=21 Full laps=14					8	1'46.403	36.434	22.030	26.347	21.592	283.4	
Run # 1	Front Tyre	Slick-Medium	Rear Tyre	Slick-Medium			9	1'34.098	26.193	21.140	25.570	21.195	284.9	
		New Tyre		New Tyre			10	1'33.979	26.119	21.109	25.667	21.084	284.2	
1	1'53.780	36.667	23.653	26.482	21.738	283.4	11	1'40.357 *	31.962 *	21.267	25.895 *	21.233	285.7	
2	1'34.930	26.703	21.364	25.672	21.191	284.9	12	1'33.943	26.139	21.138	25.522	21.144	285.7	
3	1'34.464	26.314	21.328	25.647	21.175	284.9	13	1'37.997	27.212	22.067	26.634	22.084	283.4	
4	1'33.950	26.221	21.203	25.490	21.036	284.2	14	1'34.042	26.163	21.213	25.581	21.085	285.7	
5	1'33.636	25.977	21.175	25.373	21.111	285.7	15	1'40.831 P	34.586	21.690	26.367 *	18.188	282.7	
6	1'34.821	25.978	22.295	25.518	21.030	287.2	Run # 3	Front Tyre	Slick-Medium	Rear Tyre	Slick-Soft			
7	1'35.600	27.582	21.338	25.600	21.080	286.4		New Tyre		New Tyre				
8	1'30.263 P	26.112	21.312 *	25.924 *	16.915	285.7	16	1'44.717 *	35.140	21.986	26.198 *	21.393	285.7	
Run # 2	Front Tyre	Slick-Medium	Rear Tyre	Slick-Medium			17	1'32.957	25.882	20.916	25.181	20.978	288.7	
		8 Laps at start		8 Laps at start			18	1'32.992	25.861	20.899	25.286	20.946	285.7	
9	1'42.743	34.206	21.540	25.818	21.179	286.4	19	1'32.832	25.819	20.837	25.258	20.918	284.9	
10	1'34.203	26.306	21.264	25.597	21.036	284.9								
11	1'35.486	26.292	21.261	26.645	21.288	284.2	3rd	93	Marc MARQUEZ HONDA SPA Repsol Honda Team					
12	1'30.616 P	26.256	21.239	25.670	17.451	284.2			Runs=3 Total laps=22 Full laps=16					
Run # 3	Front Tyre	Slick-Medium	Rear Tyre	Slick-Medium			Run # 1	Front Tyre	Slick-Hard	Rear Tyre	Slick-Soft			
		12 Laps at start		12 Laps at start				New Tyre		New Tyre				
13	1'42.898	34.349	21.543	25.831	21.175	285.7	1	1'55.573	35.896	23.774	27.825	22.490	278.3	
14	1'34.607	26.221	21.556	25.670	21.160	285.7	2	1'35.222	26.836	21.300	25.895	21.191	291.1	
15	1'34.040	26.234	21.160	25.524	21.122	286.4	3	1'33.523	26.131	20.893	25.541	20.958	291.8	
16	1'34.063	26.175	21.208	25.608	21.072	286.4	4	1'33.908 *	26.021	21.005	25.636 *	21.246	291.1	
17	1'33.484 P	26.262	23.425	27.006	16.791	280.5	5	1'33.171	25.856	20.865	25.447	21.003	292.6	
Run # 4	Front Tyre	Slick-Medium	Rear Tyre	Slick-Soft			6	1'33.554	25.976	20.905	25.654	21.019	290.3	
		New Tyre		New Tyre			7	1'37.491	28.645	21.594	26.036	21.216	291.8	
18	1'41.281	33.582	21.175	25.452	21.072	288.0	8	1'33.670	26.088	20.938	25.646	20.998	293.4	
19	1'32.775	25.807	20.916	25.165	20.887	288.0	9	1'32.403 P	28.240 *	21.675	26.052	16.436	290.3	
20	1'32.794	25.854	20.902	25.174	20.864	289.5	Run # 2	Front Tyre	Slick-Hard	Rear Tyre	Slick-Soft			
21	1'32.937	25.789	20.954	25.173	21.021	288.0		9 Laps at start		9 Laps at start				
2nd	20	Fabio QUARTARARO YAMAHA FRA Petronas Yamaha SRT						10	1'45.898	34.948	22.042	27.024	21.884	284.9
		Runs=3 Total laps=19 Full laps=12					11	1'35.055	26.813	21.124	25.910	21.208	291.8	
Run # 1	Front Tyre	Slick-Medium	Rear Tyre	Slick-Medium			12	1'33.984	26.181	20.993	25.680	21.130	291.1	
		5 Laps at start		5 Laps at start			13	1'35.209	27.683	21.010	25.560	20.956	293.4	
1	3'08.985	35.351	22.961	26.554	22.193	281.9	14	1'36.795	26.905	21.251	26.322	22.317	285.7	
2	1'35.093	26.512	21.498	25.719	21.364	284.2	15	1'36.976	27.569	21.652	26.123	21.632	291.1	
3	1'34.189 *	26.171	21.234	25.658 *	21.126	284.2	16	1'29.630 P	26.278	21.004	26.357 *	15.991	283.4	
4	1'34.073	26.183	21.193	25.566	21.131	284.9	Run # 3	Front Tyre	Slick-Medium	Rear Tyre	Slick-Soft			
5	1'33.777	26.010	21.090	25.582	21.095	284.9		23 Laps at start		16 Laps at start				
6	1'33.858	26.082	21.096	25.598	21.082	284.9	17	1'43.743	34.412	21.654	26.193	21.484	288.7	
7	1'37.242 P	28.250	24.896	27.030 *	17.066	284.2	18	1'34.108	26.279	21.032	25.696	21.101	291.1	
							19	1'34.192	26.269	20.957	25.900	21.066	290.3	

Fastest Lap: Maverick VIÑALES Monster Energy Yama SPA 1'32.775 25.807 20.916 25.165 20.887

These data/results cannot be reproduced, stored and/or transmitted in whole or in part by any manner of electronic, mechanical, photocopying, recording, broadcasting or otherwise now known or herein after developed without the previous express consent by the copyright owner, except for reproduction in daily press and regular printed publications on sale to the public within 60 days of the event related to those data/results and always provided that copyright symbol appears together as follows below.
© DORNA, 2019



Free Practice Nr. 2

MotoGP

Lap	Lap Time	T1	T2	T3	T4	Speed	Lap	Lap Time	T1	T2	T3	T4	Speed			
20	1'34.062	26.278	20.915	25.803	21.066	291.1	15	1'30.147 P	26.277	21.301	25.704	16.865	287.2			
21	1'33.987	26.288	20.918	25.814	20.967	291.1	Run # 3						Front Tyre	Slick-Medium	Rear Tyre	Slick-Soft
22	1'34.229	26.349	20.935	25.875	21.070	291.8							New Tyre		New Tyre	
4th 46 Valentino ROSSI YAMAHA ITA Monster Energy Yamaha MotoGP							Runs=3 Total laps=21 Full laps=12									
Run # 1							Run # 1									
Front Tyre Slick-Medium Rear Tyre Slick-Medium							Front Tyre Slick-Medium Rear Tyre Slick-Medium									
New Tyre New Tyre							New Tyre New Tyre									
1	2'36.512	35.546	22.920	26.477	21.757	282.7	16	1'46.612	37.563	21.804	25.928	21.317	285.7			
2	1'35.140	26.649	21.667	25.614	21.210	284.9	17	1'34.827 *	26.559	21.326	25.830*	21.112	285.7			
3	1'34.228	26.231	21.291	25.534	21.172	285.7	18	1'35.062	27.059	21.230	25.711	21.062	286.4			
4	1'34.120	26.154	21.259	25.513	21.194	286.4	19	1'33.524	25.967	21.053	25.396	21.108	288.0			
5	1'34.335	26.261	21.225	25.702	21.147	282.7	20	2'01.363	26.066	26.565	45.779	22.953	134.8			
6	1'40.785 *	29.863*	23.793	25.914	21.215	285.7	6th 44 Poi ESPARGARO KTM SPA Red Bull KTM Factory Racing									
7	1'34.127	26.184	21.255	25.541	21.147	285.7	Runs=4 Total laps=19 Full laps=11									
8	1'36.346 P	26.278	21.196	32.437	16.435	194.5	Run # 1									
Run # 2							Run # 1									
Front Tyre Slick-Medium Rear Tyre Slick-Medium							Front Tyre Slick-Medium Rear Tyre Slick-Medium									
8 Laps at start 8 Laps at start							New Tyre New Tyre									
9	1'51.286	38.815	24.375	26.469	21.627	281.2	1	1'55.821	35.365	23.578	27.514	22.571	274.8			
10	1'35.050	26.547	21.471	25.731	21.301	284.2	2	1'35.427	26.849	21.652	25.668	21.258	289.5			
11	1'35.038	26.335	21.684	25.746	21.273	284.9	3	1'34.356	26.381	21.255	25.622	21.098	288.7			
12	1'34.664	26.326	21.486	25.626	21.226	284.2	4	1'34.198	26.212	21.175	25.731	21.080	289.5			
13	1'39.527 *	30.868*	21.513	25.810	21.336	284.2	5	1'44.357 *	31.067*	21.546	30.200	21.544	183.6			
14	1'34.551 *	26.268	21.337*	25.720	21.226	282.7	6	1'34.170	26.212	21.197	25.620	21.141	288.0			
15	1'34.712	26.212	21.380	25.897	21.223	281.9	7	1'35.012 P	28.459*	23.602	26.517	16.434	287.2			
16	1'33.784 P	29.329*	21.834	26.712	15.909	274.8	Run # 2									
Run # 3							Run # 2									
Front Tyre Slick-Soft Rear Tyre Slick-Soft							Front Tyre Slick-Medium Rear Tyre Slick-Medium									
New Tyre New Tyre							7 Laps at start 7 Laps at start									
17	1'43.646	34.854	21.819	25.828	21.145	284.2	8	1'55.302	33.725	28.383	29.585	23.609	260.2			
18	1'33.470	26.148	21.128	25.264	20.930	286.4	9	1'35.470	26.734	21.460	25.833	21.443	286.4			
19	1'33.623	26.112	21.062	25.454	20.995	286.4	10	1'32.395 P	26.428	22.035	27.893	16.039	266.0			
20	1'42.248 *	31.069*	24.442	25.685	21.052	287.2	Run # 3									
21	1'33.695	26.038	21.091	25.524	21.042	284.2	Run # 3									
Run # 3							Run # 3									
Front Tyre Slick-Soft Rear Tyre Slick-Soft							Front Tyre Slick-Medium Rear Tyre Slick-Medium									
New Tyre New Tyre							10 Laps at start 10 Laps at start									
11	1'49.927 *	33.944	21.936	31.639	22.408*	198.8	11	1'49.927 *	33.944	21.936	31.639	22.408*	198.8			
12	1'36.372	26.413	21.216	27.290	21.453	286.4	12	1'36.372	26.413	21.216	27.290	21.453	286.4			
13	1'34.468	26.409	21.206	25.702	21.151	286.4	13	1'34.468	26.409	21.206	25.702	21.151	286.4			
14	1'29.169 P	26.277	21.274	25.660	15.958	288.0	14	1'29.169 P	26.277	21.274	25.660	15.958	288.0			
Run # 4							Run # 4									
Front Tyre Slick-Soft Rear Tyre Slick-Soft							Front Tyre Slick-Medium Rear Tyre Slick-Medium									
New Tyre New Tyre							New Tyre New Tyre									
15	1'45.417 *	33.469	22.712	26.369	22.867*	279.7	15	1'45.417 *	33.469	22.712	26.369	22.867*	279.7			
16	1'34.012	26.318	21.144	25.482	21.068	290.3	16	1'34.012	26.318	21.144	25.482	21.068	290.3			
17	1'39.352	28.775	23.526	25.864	21.187	291.1	17	1'39.352	28.775	23.526	25.864	21.187	291.1			
18	1'33.624	26.064	21.065	25.491	21.004	291.1	18	1'33.624	26.064	21.065	25.491	21.004	291.1			
19	1'44.129	31.120	22.773	27.499	22.737	283.4	19	1'44.129	31.120	22.773	27.499	22.737	283.4			
7th 9 Daniilo PETRUCCI DUCATI ITA Ducati Team							Runs=4 Total laps=18 Full laps=11									
Run # 1							Run # 1									
Front Tyre Slick-Medium Rear Tyre Slick-Medium							Front Tyre Slick-Medium Rear Tyre Slick-Medium									
New Tyre New Tyre							New Tyre New Tyre									
1	2'09.686	36.024	23.027	27.557	22.267	277.6	1	2'09.686	36.024	23.027	27.557	22.267	277.6			
2	1'31.198 P	27.286	21.847	25.985	16.080	288.7	2	1'31.198 P	27.286	21.847	25.985	16.080	288.7			
Run # 2							Run # 2									
Front Tyre Slick-Medium Rear Tyre Slick-Medium							Front Tyre Slick-Medium Rear Tyre Slick-Medium									
2 Laps at start 2 Laps at start							New Tyre New Tyre									
3	1'49.750	34.840	21.668	26.399	26.843	282.7	3	1'49.750	34.840	21.668	26.399	26.843	282.7			
4	1'35.453	27.068	21.616	25.665	21.104	288.7	4	1'35.453	27.068	21.616	25.665	21.104	288.7			
5	1'34.242	26.181	21.238	25.547	21.276	289.5	5	1'34.242	26.181	21.238	25.547	21.276	289.5			
6	1'34.539	26.297	21.201	25.768	21.273	287.2	6	1'34.539	26.297	21.201	25.768	21.273	287.2			
7	1'34.129 P	27.821	23.419	26.415	16.474	285.7	7	1'34.129 P	27.821	23.419	26.415	16.474	285.7			

Fastest Lap: Maverick VIÑALES Monster Energy Yama SPA 1'32.775 25.807 20.916 25.165 20.887

These data/results cannot be reproduced, stored and/or transmitted in whole or in part by any manner of electronic, mechanical, photocopying, recording, broadcasting or otherwise now known or herein after developed without the previous express consent by the copyright owner, except for reproduction in daily press and regular printed publications on sale to the public within 60 days of the event related to those data/results and always provided that copyright symbol appears together as follows below.
© DORNA, 2019

Official MotoGP Timing by TISSOT
www.motogp.com



Free Practice Nr. 2

MotoGP

Lap	Lap Time	T1	T2	T3	T4	Speed	Lap	Lap Time	T1	T2	T3	T4	Speed
Run # 3	Front Tyre Slick-Medium	Rear Tyre Slick-Medium	7 Laps at start		5 Laps at start		5	1'34.395	26.206	21.230	25.806	21.153	290.3
8	1'43.717	34.749	21.488	26.116	21.364	287.2	6	1'33.874	26.063	21.091	25.548	21.172	290.3
9	1'40.331	26.420	24.472	27.884	21.555	276.9	7	1'34.688	26.226	21.306	25.995	21.161	290.3
10	1'36.390	26.298	21.324	27.486	21.282	279.0	8	1'34.722	26.420	21.238	25.669	21.395	288.7
11	1'34.282	26.268	21.143	25.648	21.223	289.5	9	1'34.506	26.320	21.310	25.697	21.179	289.5
12	1'34.587	26.317	21.263	25.821	21.186	285.7	10	1'34.502	26.261	21.295	25.762	21.184	289.5
13	1'34.120 P	28.408	21.845	26.827	17.040	281.2	11	1'34.594	26.343	21.252	25.692	21.307	289.5
12	1'38.601 P	32.852*	22.217	26.980	16.552	282.7	12	1'38.601 P	32.852*	22.217	26.980	16.552	282.7

Run # 4	Front Tyre	Slick-Medium	Rear Tyre	Slick-Soft	Speed
14	1'43.924	34.296	21.580	26.478	284.2
15	1'41.755	27.144	23.519	29.409	248.2
16	1'33.728	26.229	21.037	25.444	289.5
17	1'39.311	26.162	21.086	26.363	291.1
18	1'33.887	26.134	21.000	25.608	288.0

8th **4** **Andrea DOVIZIOSO** DUCATI ITA
Ducati Team

Runs=3 Total laps=21 Full laps=12

Run # 1	Front Tyre	Slick-Medium	Rear Tyre	Slick-Medium	Speed
1	1'56.614	35.162	23.345	27.262	289.5
2	1'35.568	27.032	21.548	25.759	292.6
3	1'34.492	26.463	21.214	25.693	292.6
4	1'36.049	26.738	21.672	26.313	287.2
5	1'34.691 *	26.315	21.214*	25.818	289.5
6	1'34.200	26.290	21.066	25.749	289.5
7	1'33.943 P	27.365	22.924	27.218	252.3

Run # 2	Front Tyre	Slick-Medium	Rear Tyre	Slick-Medium	Speed
8	1'45.766	34.658	22.584	26.781	284.9
9	1'35.461	26.639	21.349	26.074	288.7
10	1'34.191	26.262	21.126	25.661	288.7
11	1'34.888	26.560	21.239	25.817	289.5
12	1'34.117	26.221	21.160	25.646	289.5
13	1'34.233	26.206	21.122	25.795	288.0
14	1'38.280 *	26.234	21.152	26.898*	282.7
15	1'29.539 P	26.200	21.283	25.828	16.228

Run # 3	Front Tyre	Slick-Medium	Rear Tyre	Slick-Soft	Speed
16	1'44.981 *	34.607	22.288	26.477	285.7
17	1'34.888	26.624	21.186	25.902	288.0
18	1'34.011 *	26.229	21.011*	25.649	288.0
19	1'33.826	26.131	20.956	25.670	288.7
20	1'41.774	30.174	23.099	27.371	220.4
21	1'36.995 *	26.179	21.205	27.367*	284.2

9th **42** **Alex RINS** SUZUKI SPA
Team SUZUKI ECSTAR

Runs=2 Total laps=24 Full laps=20

Run # 1	Front Tyre	Slick-Medium	Rear Tyre	Slick-Medium	Speed
1	2'49.143	35.188	22.743	26.699	286.4
2	1'35.430	26.784	21.422	25.855	287.2
3	1'34.413	26.338	21.203	25.667	288.0
4	1'34.072	26.137	21.192	25.542	289.5

Run # 2	Front Tyre	Slick-Medium	Rear Tyre	Slick-Medium	Speed
13	1'46.312	35.551	22.029	26.696	286.4
14	1'35.064	26.648	21.392	25.673	288.7
15	1'34.409	26.358	21.190	25.618	288.0
16	1'34.335	26.366	21.105	25.604	288.7
17	1'34.174	26.271	21.094	25.638	289.5
18	1'34.276	26.289	21.168	25.610	288.7
19	1'34.390	26.334	21.216	25.644	288.7
20	1'34.341	26.283	21.107	25.592	288.7
21	1'34.972	26.386	21.448	25.816	290.3
22	1'34.515	26.407	21.140	25.758	288.7
23	1'34.322	26.256	21.143	25.696	288.7
PIT	31.504	22.268	26.836	17.504	284.2

10th **35** **Cal CRUTCHLOW** HONDA GBR
LCR Honda CASTROL

Runs=3 Total laps=19 Full laps=12

Run # 1	Front Tyre	Slick-Medium	Rear Tyre	Slick-Medium	Speed
1	2'03.793	35.623	23.048	27.351	287.2
2	1'38.256	27.209	23.047	26.299	290.3
3	1'35.235	26.624	21.356	25.863	291.1
4	1'34.545	26.452	21.203	25.722	292.6
5	1'36.607 *	27.794*	21.298	26.206	288.7
6	1'34.312	26.297	21.155	25.674	292.6
7	1'34.621	26.350	21.123	25.954	290.3
8	1'33.438 P	28.580*	22.121	26.420	16.317

Run # 2	Front Tyre	Slick-Medium	Rear Tyre	Slick-Medium	Speed
9	1'44.769	34.879	21.992	26.417	289.5
10	1'48.261	26.539	27.282	32.529	21.911
11	1'36.773	26.522	23.076	25.879	291.8
12	1'34.674	26.403	21.151	25.917	291.8
13	1'37.813	26.455	21.220	26.901	291.1
14	1'34.394 P	26.566	21.747	29.436	16.645

Run # 3	Front Tyre	Slick-Medium	Rear Tyre	Slick-Soft	Speed
15	1'52.463	35.391	26.901	28.633	21.538
16	1'34.219	26.338	21.071	25.746	292.6
17	1'33.907	26.174	21.013	25.628	293.4
18	1'40.012 *	30.598*	21.522	26.449	21.443
19	1'42.087	26.390	25.639	27.389	22.669

Fastest Lap: Maverick VIÑALES Monster Energy Yama SPA **1'32.775** 25.807 20.916 25.165 20.887

These data/results cannot be reproduced, stored and/or transmitted in whole or in part by any manner of electronic, mechanical, photocopying, recording, broadcasting or otherwise now known or herein after developed without the previous express consent by the copyright owner, except for reproduction in daily press and regular printed publications on sale to the public within 60 days of the event related to those data/results and always provided that copyright symbol appears together as follows below.
© DORNA, 2019



Free Practice Nr. 2

MotoGP

Lap	Lap Time	T1	T2	T3	T4	Speed	Lap	Lap Time	T1	T2	T3	T4	Speed
11th	41	Aleix ESPARGARO	APRILIA SPA				18	1'33.971	26.262	21.106	25.425	21.178	288.7
		Aprilia Racing Team Gresini											
		Runs=4		Total laps=17		Full laps=9							
Run #	1	Front Tyre	Slick-Medium	Rear Tyre	Slick-Soft								
		8 Laps at start			8 Laps at start								
1	1'55.977	34.901	23.370	27.459	22.610	272.0							
2	1'35.612	26.889	21.605	25.784	21.334	289.5							
3	1'34.639	26.502	21.313	25.723	21.101	288.0							
4	1'36.768	27.028	22.123	26.239	21.378	287.2							
5	1'32.298 P	27.049	21.479	26.146	17.624	284.9							
Run #	2	Front Tyre	Slick-Medium	Rear Tyre	Slick-Soft								
		13 Laps at start			13 Laps at start								
6	1'44.677	34.461	22.057	26.537	21.622	281.2							
7	1'35.186	26.550	21.445	25.856	21.335	283.4							
8	1'34.789	26.375	21.318	25.822	21.274	284.9							
9	1'36.276 P	28.391	22.555	27.412	17.918	272.7							
Run #	3	Front Tyre	Slick-Medium	Rear Tyre	Slick-Soft								
		17 Laps at start			17 Laps at start								
10	1'45.999	35.352	22.506	26.534	21.607	282.7							
11	1'35.161	26.652	21.514	25.720	21.275	285.7							
12	1'34.182 P	26.377	21.196	27.919	18.690	284.9							
Run #	4	Front Tyre	Slick-Medium	Rear Tyre	Slick-Medium								
		New Tyre			New Tyre								
13	1'45.405	35.239	22.425	25.976	21.765	284.2							
14	1'34.365	26.438	21.255	25.508	21.164	286.4							
15	1'33.950	26.169	21.149	25.496	21.136	285.7							
16	1'33.959 *	26.131	21.212	25.408*	21.208	286.4							
17	1'33.982	26.174	21.146	25.467	21.195	285.7							
12th	5	Johann ZARCO	KTM FRA				19	1'34.076	26.110	21.271	25.554	21.141	287.2
		Red Bull KTM Factory Racing											
		Runs=3		Total laps=18		Full laps=11							
Run #	1	Front Tyre	Slick-Medium	Rear Tyre	Slick-Medium								
		New Tyre			New Tyre								
1	2'19.949	35.724	22.852	26.567	22.118	283.4							
2	1'35.389	26.602	21.640	25.714	21.433	286.4							
3	1'34.772	26.415	21.415	25.722	21.220	284.9							
4	1'36.860	26.989	21.839	26.492	21.540	284.2							
5	1'34.677	26.347	21.336	25.799	21.195	287.2							
6	1'35.015	26.314	21.363	25.660	21.678	285.7							
7	1'48.787 P	36.213	25.132	31.494*	15.948	250.5							
Run #	2	Front Tyre	Slick-Medium	Rear Tyre	Slick-Medium								
		7 Laps at start			7 Laps at start								
8	2'05.645	38.655	32.382	32.732	21.876	254.1							
9	1'35.031	26.421	21.502	25.687	21.421	286.4							
10	1'35.593 *	26.541	21.394	26.180*	21.478	286.4							
11	1'45.203 *	36.003	21.842	26.049*	21.309	286.4							
12	1'34.493	26.306	21.312	25.620	21.255	287.2							
13	1'38.673 P	30.064*	24.270	27.709	16.630	279.7							
Run #	3	Front Tyre	Slick-Soft	Rear Tyre	Slick-Soft								
		New Tyre			New Tyre								
14	1'45.028	36.164	21.608	25.882	21.374	285.7							
15	1'34.383	26.240	21.402	25.613	21.128	287.2							
16	1'34.038	26.190	21.233	25.446	21.169	288.0							
17	1'33.956	26.180	21.110	25.567	21.099	287.2							
13th	30	Takaaki NAKAGAMI	HONDA JPN				18	1'33.971	26.262	21.106	25.425	21.178	288.7
		LCR Honda IDEMITSU											
		Runs=3		Total laps=19		Full laps=13							
Run #	1	Front Tyre	Slick-Medium	Rear Tyre	Slick-Medium								
		New Tyre			New Tyre								
1	2'22.296	35.004	23.622	35.543	22.433	122.4							
2	1'36.276	27.182	21.778	25.848	21.468	284.2							
3	1'34.755	26.433	21.469	25.643	21.210	282.7							
4	1'34.362	26.223	21.366	25.425	21.348	284.9							
5	1'47.453 *	33.739*	26.086	26.283	21.345	285.7							
6	1'34.329	26.122	21.383	25.573	21.251	284.2							
7	1'34.239	26.191	21.305	25.519	21.224	284.2							
8	1'36.831 P	30.017*	23.337	27.103	16.374	276.2							
Run #	2	Front Tyre	Slick-Medium	Rear Tyre	Slick-Medium								
		8 Laps at start			8 Laps at start								
9	1'46.529 *	34.290	23.890	26.703*	21.646	281.2							
10	1'34.611	26.323	21.419	25.659	21.210	284.2							
11	1'34.237	26.197	21.360	25.436	21.244	284.9							
12	1'42.789	26.241	21.477	33.654	21.417	167.1							
13	1'34.186	26.111	21.313	25.622	21.140	284.2							
14	1'36.893 P	31.798*	22.104	26.753	16.238	275.5							
Run #	3	Front Tyre	Slick-Medium	Rear Tyre	Slick-Soft								
		New Tyre			New Tyre								
15	1'47.095	35.245	24.165	26.330	21.355	284.2							
16	1'33.998	26.145	21.247	25.407	21.199	286.4							
17	1'59.341	32.092	31.968	33.759	21.522	203.7							
18	1'34.074	26.025	21.357	25.435	21.257	285.7							
19	1'34.076	26.110	21.271	25.554	21.141	287.2							
14th	63	Francesco BAGNAIA	DUCATI ITA				19	1'34.076	26.110	21.271	25.554	21.141	287.2
		Pramac Racing											
		Runs=3		Total laps=17		Full laps=8							
Run #	1	Front Tyre	Slick-Medium	Rear Tyre	Slick-Medium								
		7 Laps at start			7 Laps at start								
1	2'17.557	35.564	23.223	27.127	22.165	283.4							
2	1'37.052	27.089	21.938	26.447	21.578	282.7							
3	1'40.303 *	29.955*	22.803	26.164	21.381	287.2							
4	1'34.787	26.450	21.342	25.823	21.172	287.2							
5	1'34.588	26.258	21.284	25.863	21.183	287.2							
6	1'34.596 P	29.841*	22.255	26.795	15.705	281.9							
Run #	2	Front Tyre	Slick-Medium	Rear Tyre	Slick-Medium								
		13 Laps at start			13 Laps at start								
7	1'48.729	35.657	24.520	26.634	21.918	286.4							
8	1'35.812	26.578	21.391	26.454	21.389	286.4							
9	1'35.206	26.514	21.273	26.085	21.334	286.4							
10	1'34.679	26.335	21.254	25.771	21.319	288.7							
11	1'34.543	26.356	21.238	25.710	21.239	289.5							
12	1'34.308 P	29.140*	21.979	26.936	16.253	282.7							
Run #	3	Front Tyre	Slick-Medium	Rear Tyre	Slick-Soft								
		New Tyre			New Tyre								
13	1'52.434	35.772	23.339	30.530	22.793	225.9							
14	1'35.476 *	26.334	21.363*	26.628	21.151	287.2							
15	1'34.003	26.195	21.130	25.540	21.138	288.7							
16	1'34.549 *	26.193	21.263	25.856	21.237*	287.2							

Fastest Lap: Maverick VIÑALES Monster Energy Yama SPA **1'32.775** 25.807 20.916 25.165 20.887

These data/results cannot be reproduced, stored and/or transmitted in whole or in part by any manner of electronic, mechanical, photocopying, recording, broadcasting or otherwise now known or herein after developed without the previous express consent by the copyright owner, except for reproduction in daily press and regular printed publications on sale to the public within 60 days of the event related to those data/results and always provided that copyright symbol appears together as follows below.
© DORNA, 2019

Official MotoGP Timing by TISSOT
www.motogp.com



Free Practice Nr. 2

MotoGP

Lap	Lap Time	T1	T2	T3	T4	Speed	Lap	Lap Time	T1	T2	T3	T4	Speed
17	1'46.329 *	26.183	28.801*	28.329	23.016	281.9	15	1'43.760 *	35.131	21.337	26.153*	21.139	294.2
15th 51 Michele PIRRO DUCATI ITA Ducati Team							16th 99 Jorge LORENZO HONDA SPA Repsol Honda Team						
Runs=3 Total laps=17 Full laps=10							Runs=4 Total laps=19 Full laps=10						
Run #	1	Front Tyre	Slick-Soft	Rear Tyre	Slick-Soft		Run #	1	Front Tyre	Slick-Medium	Rear Tyre	Slick-Medium	
			16 Laps at start		5 Laps at start					New Tyre		New Tyre	
1	2'24.867	36.226	23.544	27.258	22.180	278.3	1	2'58.621	35.331	23.203	27.083	22.282	284.9
2	1'35.751	26.846	21.559	25.992	21.354	291.1	2	1'36.758	27.245	21.711	26.222	21.580	288.0
3	1'35.581	26.569	21.289	26.092	21.631	292.6	3	1'35.971	26.749	21.409	26.108	21.705	288.0
4	1'34.509	26.504	21.261	25.699	21.045	294.2	4	1'35.581	26.520	21.473	26.067	21.521	288.7
5	1'34.373	26.487	21.203	25.584	21.099	294.2	5	1'35.365	26.601	21.449	25.874	21.441	288.7
6	1'37.689 P	28.264	24.101	27.104	18.220	276.9	6	1'35.352 *	26.547	21.413	25.898	21.494*	289.5
Run # 2 Front Tyre Slick-Soft Rear Tyre Slick-Soft							Run # 2 Front Tyre Slick-Medium Rear Tyre Slick-Medium						
			22 Laps at start		11 Laps at start					7 Laps at start		7 Laps at start	
7	1'48.078	36.442	22.950	26.749	21.937	287.2	8	1'43.348	33.724	21.954	26.077	21.593	288.7
8	1'40.359 *	27.169	25.277	26.448	21.465*	287.2	9	1'35.182 *	26.555	21.338	25.841*	21.448	289.5
9	1'34.920	26.462	21.389	25.780	21.289	292.6	10	1'35.194	26.563	21.268	25.896	21.467	290.3
10	1'34.901	26.527	21.283	25.928	21.163	292.6	11	1'31.560 P	26.486	21.323	25.987*	17.764	289.5
11	1'34.826	26.499	21.288	25.808	21.231	292.6	Run # 3 Front Tyre Slick-Medium Rear Tyre Slick-Medium						
12	1'37.170 P	28.731	23.584	27.602	17.253	260.2				11 Laps at start		11 Laps at start	
Run # 3 Front Tyre Slick-Medium Rear Tyre Slick-Soft							Run # 3 Front Tyre Slick-Medium Rear Tyre Slick-Medium						
			New Tyre		New Tyre					New Tyre		New Tyre	
13	1'45.915	33.539	21.822	29.199	21.355	182.7	12	1'42.657	33.512	21.634	25.955	21.556	288.0
14	1'34.062	26.386	21.205	25.494	20.977	294.2	13	1'35.037	26.553	21.256	25.843	21.385	289.5
15	1'34.150	26.332	21.128	25.538	21.152	294.2	14	1'30.055 P	26.444	21.358	26.080	16.173	289.5
16	1'33.637 *	26.207	20.941	25.471	21.018*	293.4	Run # 4 Front Tyre Slick-Soft Rear Tyre Slick-Soft						
17	1'46.864	31.189	25.666	28.426	21.583	220.4				New Tyre		New Tyre	
16th 43 Jack MILLER DUCATI AUS Pramac Racing							18th 53 Tito RABAT DUCATI SPA Reale Avintia Racing						
Runs=5 Total laps=17 Full laps=6							Runs=3 Total laps=20 Full laps=14						
Run #	1	Front Tyre	Slick-Medium	Rear Tyre	Slick-Medium		Run #	1	Front Tyre	Slick-Soft	Rear Tyre	Slick-Soft	
			New Tyre		New Tyre					7 Laps at start		7 Laps at start	
1	2'21.189	34.713	22.328	26.681	23.135	289.5	1	1'59.504	37.172	22.686	27.497	22.170	285.7
2	1'35.577	26.851	21.475	25.977	21.274	291.8	2	1'39.038	27.285	21.798	26.526	23.429	285.7
3	1'37.180 P	26.545	21.196	32.595	16.844	170.6	3	1'36.338	27.032	21.470	26.358	21.478	287.2
Run # 2 Front Tyre Slick-Medium Rear Tyre Slick-Soft							Run # 2 Front Tyre Slick-Medium Rear Tyre Slick-Medium						
			3 Laps at start		New Tyre					New Tyre		New Tyre	
4	1'44.282	34.775	21.893	26.246	21.368	288.7	4	1'36.195	26.718	21.619	26.361	21.497	286.4
5	1'35.207 *	26.386	21.468	26.162*	21.191	289.5	5	1'35.641	26.488	21.450	26.366	21.337	284.2
6	1'34.579	26.440	21.240	25.682	21.217	291.1	6	1'30.744 P	26.621	21.488	26.303	16.332	286.4
7	1'32.262 P	26.981*	21.972	26.942	16.367	288.0	Run # 2 Front Tyre Slick-Medium Rear Tyre Slick-Medium						
			7 Laps at start		4 Laps at start					New Tyre		New Tyre	
8	1'45.543 *	34.925	22.035	27.093*	21.490	288.0	7	1'50.003	35.101	22.429	30.572	21.901	276.2
9	1'31.672 P	26.480	21.182	27.451	16.559	279.7	8	1'35.825	26.660	21.458	26.254	21.453	288.7
Run # 4 Front Tyre Slick-Medium Rear Tyre Slick-Soft							Run # 2 Front Tyre Slick-Medium Rear Tyre Slick-Medium						
			9 Laps at start		6 Laps at start					New Tyre		New Tyre	
10	1'43.979	34.481	21.612	26.250	21.636	289.5	9	1'35.614	26.495	21.531	26.184	21.404	287.2
11	1'34.869	26.447	21.266	26.009	21.147	290.3	10	1'35.231	26.439	21.387	26.047	21.358	287.2
12	1'34.922	26.489	21.170	26.108	21.155	290.3	11	1'35.207	26.369	21.334	26.151	21.353	284.9
13	1'37.491	26.552	21.319	28.007	21.613	274.8	12	1'35.247	26.411	21.378	26.113	21.345	284.9
14	1'31.714 P	26.513	22.263	26.842	16.096	290.3	13	1'35.187	26.254	21.451	26.029	21.453	284.9
Run # 5 Front Tyre Slick-Medium Rear Tyre Slick-Soft							Run # 2 Front Tyre Slick-Medium Rear Tyre Slick-Medium						
			14 Laps at start		New Tyre					New Tyre		New Tyre	
Fastest Lap: Maverick VIÑALES Monster Energy Yama SPA 1'32.775 25.807 20.916 25.165 20.887													

These data/results cannot be reproduced, stored and/or transmitted in whole or in part by any manner of electronic, mechanical, photocopying, recording, broadcasting or otherwise now known or herein after developed without the previous express consent by the copyright owner, except for reproduction in daily press and regular printed publications on sale to the public within 60 days of the event related to those data/results and always provided that copyright symbol appears together as follows below.
© DORNA, 2019



Free Practice Nr. 2

MotoGP

Lap	Lap Time	T1	T2	T3	T4	Speed	Lap	Lap Time	T1	T2	T3	T4	Speed
Run # 3	Front Tyre Slick-Medium	Rear Tyre Slick-Soft											
8 Laps at start							New Tyre						
15	1'43.713	33.428	22.244	26.531	21.510	288.0	13	1'34.980	26.455	21.343	25.907	21.275	282.7
16	1'35.040	26.675	21.316	25.896	21.153	288.7	14	1'36.989	P 28.746	21.906	27.421*	18.916	266.6
17	1'34.206	26.243	21.196	25.701	21.066	291.1	Run # 3	Front Tyre Slick-Medium	Rear Tyre Slick-Soft				
18	1'35.381	26.463	21.130	26.050	21.738	288.0	14 Laps at start						New Tyre
19	1'34.924	26.390	21.177	26.001	21.356	288.7	15	1'45.640	35.568	22.329	26.443	21.300	283.4
	PIT	34.115	31.506	30.335	21.178	258.9	16	1'34.362	26.307	21.195	25.716	21.144	287.2
							17	1'34.393	26.323	21.100	25.859	21.111	285.7
							18	1'40.839	* 31.793*	21.597	26.183	21.266	284.2
							19	1'34.698	26.376	21.187	25.861	21.274	284.9

19th 36 **Joan MIR** SUZUKI SPA
Team SUZUKI ECSTAR
Runs=3 Total laps=18 Full laps=11

Run #	Front Tyre	Slick-Medium	Rear Tyre	Slick-Medium	Speed
New Tyre					
1	2'40.733	35.632	23.218	26.836	22.026 284.2
2	1'35.557	26.633	21.556	25.850	21.518 285.7
3	1'34.621	26.265	21.416	25.722	21.218 285.7
4	1'34.229	26.184	21.277	25.499	21.269 288.0
5	1'34.233	26.182	21.235	25.637	21.179 287.2
6	1'34.412	26.173	21.201	25.885	21.153 287.2
7	1'34.812	P 26.775	23.133	27.430	17.474 276.2

Run #	Front Tyre	Slick-Medium	Rear Tyre	Slick-Hard	Speed
7 Laps at start					
New Tyre					
8	1'46.682	35.878	22.351	26.528	21.925 285.7
9	1'36.133	* 27.000	21.744	25.945*	21.444 285.7
10	1'35.374	26.539	21.387	25.936	21.512 288.0
11	1'35.197	26.434	21.450	26.034	21.279 287.2
12	1'35.194	26.458	21.473	25.835	21.428 288.0
13	1'34.242	P 27.867	22.093	27.568	16.714 271.3

Run #	Front Tyre	Slick-Medium	Rear Tyre	Slick-Medium	Speed
13 Laps at start					
7 Laps at start					
14	1'43.740	34.547	21.811	26.042	21.340 286.4
15	1'35.063	26.430	21.446	25.794	21.393 286.4
16	1'34.676	26.343	21.324	25.850	21.159 286.4
17	1'34.596	26.271	21.316	25.775	21.234 287.2
	PIT	28.404	22.335	28.180	17.594 263.4

20th 88 **Miguel OLIVEIRA** KTM POR
Red Bull KTM Tech 3
Runs=3 Total laps=19 Full laps=12

Run #	Front Tyre	Slick-Medium	Rear Tyre	Slick-Medium	Speed
New Tyre					
1	2'01.584	36.842	23.054	27.213	21.825 281.9
2	1'35.550	26.859	21.421	25.942	21.328 284.9
3	1'35.296	26.603	21.488	25.994	21.211 283.4
4	1'35.264	26.582	21.440	25.999	21.243 284.9
5	1'34.944	26.434	21.419	25.903	21.188 284.9
6	1'37.437	28.298	21.456	26.042	21.641 283.4
7	1'34.064	P 28.003	22.965	26.461	16.635 281.9

Run #	Front Tyre	Slick-Medium	Rear Tyre	Slick-Medium	Speed
7 Laps at start					
7 Laps at start					
8	1'47.852	36.806	22.806	26.547	21.693 279.0
9	1'35.349	26.559	21.453	26.060	21.277 282.7
10	1'35.485	26.549	21.534	26.022	21.380 281.9
11	1'36.903	* 27.807*	21.673	26.130	21.293 281.9
12	1'35.089	26.486	21.433	25.962	21.208 281.9

21st 29 **Andrea IANNONE** APRILIA ITA
Aprilia Racing Team Gresini
Runs=5 Total laps=20 Full laps=9

Run #	Front Tyre	Slick-Soft	Rear Tyre	Slick-Medium	Speed
10 Laps at start					
10 Laps at start					
1	1'56.276	36.018	23.721	28.048	22.773 272.7
2	1'36.664	27.213	21.966	25.998	21.487 287.2
3	1'33.335	P 26.709	21.701	27.542	17.383 277.6

Run #	Front Tyre	Slick-Medium	Rear Tyre	Slick-Soft	Speed
New Tyre					
New Tyre					
4	1'48.308	36.482	22.558	26.656	22.612 281.9
5	1'36.891	26.407	22.189	26.657	21.638 283.4
6	1'34.739	26.258	21.381	25.779	21.321 286.4
7	1'47.592	* 33.905*	23.363	28.246	22.078 228.3
8	1'34.989	26.387	21.366	25.937	21.299 285.7
9	1'34.573	P 26.917	23.447	27.237	16.972 275.5

Run #	Front Tyre	Slick-Medium	Rear Tyre	Slick-Soft	Speed
6 Laps at start					
6 Laps at start					
10	1'45.788	35.666	22.259	26.353	21.510 281.9
11	1'35.029	26.341	21.487	25.868	21.333 284.2
12	1'35.004	26.349	21.440	25.881	21.334 283.4
13	1'35.077	26.339	21.384	26.015	21.339 281.2
14	1'40.093	* 31.443*	21.351	25.898	21.401 284.9
15	1'31.464	P 26.366	21.407	26.062	17.629 283.4

Run #	Front Tyre	Slick-Medium	Rear Tyre	Slick-Soft	Speed
12 Laps at start					
12 Laps at start					
16	1'44.518	34.065	22.188	26.524	21.741 281.9
17	1'31.106	P 26.513	21.492	26.621	16.480 281.2

Run #	Front Tyre	Slick-Medium	Rear Tyre	Slick-Soft	Speed
New Tyre					
New Tyre					
18	1'45.495	* 34.469	22.061	26.273*	22.692 284.9
19	1'34.427	26.270	21.391	25.599	21.167 285.7
20	1'34.381	26.315	21.299	25.603	21.164 288.7

22nd 17 **Karel ABRAHAM** DUCATI CZE
Reale Avintia Racing
Runs=3 Total laps=15 Full laps=6

Run #	Front Tyre	Slick-Medium	Rear Tyre	Slick-Medium	Speed
New Tyre					
New Tyre					
1	1'59.792	36.093	24.861	28.191	23.042 279.0
2	1'37.822	27.388	21.894	26.249	22.291 287.2
3	1'36.393	26.840	21.756	26.169	21.628 285.7
4	1'37.430	27.085	21.827	26.881	21.637 282.7
5	1'44.961	* 30.768*	22.763	27.682	23.748 272.0
6	1'35.433	26.596	21.654	25.701	21.482 286.4
7	1'41.958	P 34.052*	23.031	27.108	17.767 278.3

Fastest Lap: Maverick VIÑALES Monster Energy Yama SPA 1'32.775 25.807 20.916 25.165 20.887

These data/results cannot be reproduced, stored and/or transmitted in whole or in part by any manner of electronic, mechanical, photocopying, recording, broadcasting or otherwise now known or herein after developed without the previous express consent by the copyright owner, except for reproduction in daily press and regular printed publications on sale to the public within 60 days of the event related to those data/results and always provided that copyright symbol appears together as follows below.
© DORNA, 2019

Official MotoGP Timing by TISSOT
www.motogp.com



Free Practice Nr. 2

MotoGP

Lap	Lap Time	T1	T2	T3	T4	Speed	Lap	Lap Time	T1	T2	T3	T4	Speed
Run # 2	<i>Front Tyre</i>	<i>Slick-Medium</i>			<i>Rear Tyre</i>	<i>Slick-Medium</i>							
	<i>7 Laps at start</i>			<i>7 Laps at start</i>									
8	1'55.282	36.938	23.126	28.369	26.849	273.4							
9	1'37.598 *	27.142*	21.868*	26.329	22.259	282.7							
10	1'33.427 P	27.234	21.772*	26.167	18.254	284.9							
Run # 3	<i>Front Tyre</i>	<i>Slick-Medium</i>			<i>Rear Tyre</i>	<i>Slick-Soft</i>							
	<i>New Tyre</i>			<i>New Tyre</i>									
11	1'53.846	36.838	23.081	27.331	26.596	277.6							
12	1'36.167	26.932	21.516	25.796	21.923	284.2							
13	1'34.843	26.505	21.474	25.566	21.298	285.7							
14	1'46.693 *	30.614*	22.650	27.465	25.964	276.2							
15	1'35.451 *	26.648	21.451*	25.882	21.470	284.9							

23rd **55** **Hafizh SYAHRIN** KTM MAL
Red Bull KTM Tech 3

Runs=3 Total laps=18 Full laps=12

Run # 1	<i>Front Tyre</i>	<i>Slick-Medium</i>			<i>Rear Tyre</i>	<i>Slick-Medium</i>							
	<i>New Tyre</i>			<i>New Tyre</i>									
1	2'07.618	37.825	23.829	28.423	22.484	279.0							
2	1'38.898	28.155	22.207	26.666	21.870	281.9							
3	1'36.329	26.999	21.698	26.194	21.438	283.4							
4	1'36.059	26.707	21.720	26.090	21.542	284.2							
5	1'43.223	28.297	24.647	27.266	23.013	283.4							
6	1'35.740	26.561	21.619	26.068	21.492	283.4							
7	1'36.779 P	27.403	24.119	27.633	17.624	272.7							
Run # 2	<i>Front Tyre</i>	<i>Slick-Medium</i>			<i>Rear Tyre</i>	<i>Slick-Medium</i>							
	<i>7 Laps at start</i>			<i>7 Laps at start</i>									
8	1'49.205	36.243	23.238	27.561	22.163	276.9							
9	1'36.170	26.895	21.543	26.190	21.542	284.2							
10	1'35.668	26.548	21.554	26.051	21.515	285.7							
11	1'35.556	26.561	21.525	26.006	21.464	284.9							
12	1'35.420	26.537	21.467	25.964	21.452	285.7							
13	1'44.693 P	30.284*	26.322	28.553	19.534	248.8							
Run # 3	<i>Front Tyre</i>	<i>Slick-Medium</i>			<i>Rear Tyre</i>	<i>Slick-Soft</i>							
	<i>New Tyre</i>			<i>New Tyre</i>									
14	1'47.401	36.283	22.659	26.774	21.685	283.4							
15	1'35.585	26.716	21.477	26.029	21.363	284.9							
16	1'34.935	26.426	21.254	25.920	21.335	286.4							
17	1'40.693 *	29.027*	22.683	26.766	22.217	281.9							
18	1'35.009	26.448	21.344	25.857	21.360	286.4							

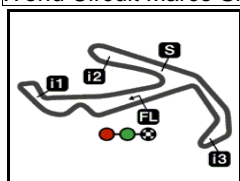
Fastest Lap: Maverick VIÑALES Monster Energy Yama SPA **1'32.775** 25.807 20.916 25.165 20.887

These data/results cannot be reproduced, stored and/or transmitted in whole or in part by any manner of electronic, mechanical, photocopying, recording, broadcasting or otherwise now known or herein after developed without the previous express consent by the copyright owner, except for reproduction in daily press and regular printed publications on sale to the public within 60 days of the event related to those data/results and always provided that copyright symbol appears together as follows below.
© DORNA, 2019

Official MotoGP Timing by **TISSOT**
www.motogp.com

Misano Adriatico, Friday, September 13, 2019 Page 7 of 7





4226 m.

GP OCTO DI SAN MARINO E DELLA RIVIERA DI RIMINI

Free Practice Nr. 2

Best Partial Times

MotoGP™

IT Ideal Lap Time, sum of the best partial times*BT* Best Lap Time

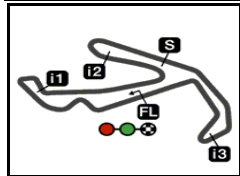
<i>T1</i>		<i>T2</i>		<i>T3</i>		<i>T4</i>				<i>IT</i>	<i>BT</i>	
Pos	Rider	Time	Rider	Time	Rider	Time	Rider	Time	Pos	Rider		
1	M.VIÑALES	25.789	F.QUARTARARO	20.837	M.VIÑALES	25.165	M.VIÑALES	20.864	1	M.VIÑALES	1'32.720	1'32.775 (1)
2	F.QUARTARARO	25.819	M.MARQUEZ	20.865	F.QUARTARARO	25.181	F.QUARTARARO	20.918	2	F.QUARTARAR	1'32.755	1'32.832 (2)
3	M.MARQUEZ	25.856	M.VIÑALES	20.902	V.ROSSI	25.264	V.ROSSI	20.930	3	M.MARQUEZ	1'33.124	1'33.171 (3)
4	F.MORBIDELLI	25.967	J.MILLER	20.930	F.MORBIDELLI	25.396	M.MARQUEZ	20.956	4	V.ROSSI	1'33.294	1'33.470 (4)
5	T.NAKAGAMI	26.025	M.PIRRO	20.941	T.NAKAGAMI	25.407	M.PIRRO	20.977	5	F.MORBIDELLI	1'33.438	1'33.524 (5)
6	V.ROSSI	26.038	A.DOVIZIOSO	20.956	J.ZARCO	25.425	P.ESPARGARO	21.004	6	D.PETRUCCI	1'33.596	1'33.728 (7)
7	A.RINS	26.063	D.PETRUCCI	21.000	D.PETRUCCI	25.444	D.PETRUCCI	21.018	6	M.PIRRO	1'33.596	1'34.062 (15)
8	P.ESPARGARO	26.064	C.CRUTCHLOW	21.013	M.MARQUEZ	25.447	F.MORBIDELLI	21.054	8	P.ESPARGAR	1'33.615	1'33.624 (6)
9	A.DOVIZIOSO	26.131	F.MORBIDELLI	21.021	A.ESPARGARO	25.467	C.CRUTCHLOW	21.064	9	A.DOVIZIOSO	1'33.802	1'33.826 (8)
10	A.ESPARGARO	26.131	J.LORENZO	21.036	M.PIRRO	25.471	T.RABAT	21.066	10	J.ZARCO	1'33.810	1'33.956 (12)
11	D.PETRUCCI	26.134	V.ROSSI	21.062	P.ESPARGARO	25.482	A.DOVIZIOSO	21.069	11	T.NAKAGAMI	1'33.819	1'33.998 (13)
12	J.MIR	26.173	P.ESPARGARO	21.065	J.MIR	25.499	J.MILLER	21.078	12	A.ESPARGAR	1'33.845	1'33.950 (11)
13	C.CRUTCHLOW	26.174	A.RINS	21.091	F.BAGNAIA	25.540	J.ZARCO	21.099	13	A.RINS	1'33.849	1'33.874 (9)
14	J.ZARCO	26.180	M.OLIVEIRA	21.100	A.RINS	25.542	A.ESPARGARO	21.101	14	C.CRUTCHLO	1'33.879	1'33.907 (10)
15	F.BAGNAIA	26.183	J.ZARCO	21.106	K.ABRAHAM	25.566	M.OLIVEIRA	21.111	15	J.MILLER	1'33.969	1'34.070 (16)
16	M.PIRRO	26.207	T.RABAT	21.130	A.IANNONE	25.599	F.BAGNAIA	21.138	16	F.BAGNAIA	1'33.991	1'34.003 (14)
17	J.LORENZO	26.228	F.BAGNAIA	21.130	C.CRUTCHLOW	25.628	T.NAKAGAMI	21.140	17	J.MIR	1'34.026	1'34.229 (19)
18	T.RABAT	26.243	A.ESPARGARO	21.146	A.DOVIZIOSO	25.646	J.MIR	21.153	18	J.LORENZO	1'34.078	1'34.139 (17)
19	A.IANNONE	26.258	J.MIR	21.201	J.LORENZO	25.655	A.RINS	21.153	19	T.RABAT	1'34.140	1'34.206 (18)
20	J.MILLER	26.279	T.NAKAGAMI	21.247	J.MILLER	25.682	J.LORENZO	21.159	20	M.OLIVEIRA	1'34.234	1'34.362 (20)
21	M.OLIVEIRA	26.307	H.SYHRIN	21.254	T.RABAT	25.701	A.IANNONE	21.164	21	A.IANNONE	1'34.320	1'34.381 (21)
22	H.SYHRIN	26.426	A.IANNONE	21.299	M.OLIVEIRA	25.716	K.ABRAHAM	21.298	22	K.ABRAHAM	1'34.843	1'34.843 (22)
23	K.ABRAHAM	26.505	K.ABRAHAM	21.474	H.SYHRIN	25.857	H.SYHRIN	21.335	23	H.SYHRIN	1'34.872	1'34.935 (23)

These data/results cannot be reproduced, stored and/or transmitted in whole or in part by any manner of electronic, mechanical, photocopying, recording, broadcasting or otherwise now known or herein after developed without the previous express consent by the copyright owner, except for reproduction in daily press and regular printed publications on sale to the public within 60 days of the event related to those data/results and always provided that copyright symbol appears together as follows below.

© DORNA, 2019

Official MotoGP Timing by **TISSOT**
www.motogp.com






4226 m.

MotoGP™

GP OCTO DI SAN MARINO E DELLA RIVIERA DI RIMINI

Free Practice Nr. 2

Fastest Laps Sequence

<i>Practice Time</i>	 <i>Rider</i>	<i>Nation</i>	<i>Motorcycle</i>	<i>Time</i>	<i>Km/h</i>	<i>Rider's Lap</i>
3'28.710	12 Maverick VIÑALES	SPA	YAMAHA	1'34.930	160.2	2
5'03.174	12 Maverick VIÑALES	SPA	YAMAHA	1'34.464	161.0	3
5'04.318	93 Marc MARQUEZ	SPA	HONDA	1'33.523	162.6	3
8'11.397	93 Marc MARQUEZ	SPA	HONDA	1'33.171	163.2	5
42'07.421	12 Maverick VIÑALES	SPA	YAMAHA	1'32.775	163.9	19

These data/results cannot be reproduced, stored and/or transmitted in whole or in part by any manner of electronic, mechanical, photocopying, recording, broadcasting or otherwise now known or herein after developed without the previous express consent by the copyright owner, except for reproduction in daily press and regular printed publications on sale to the public within 60 days of the event related to those data/results and always provided that copyright symbol appears together as follows below.

© DORNA, 2019

