


4554 m.

**PTT THAILAND GRAND PRIX**

**Warm Up**

**Classification**

**25**

		Rider	Nation	Team	Motorcycle	Time	Lap Total	Gap	Top Speed
1	10	<b>Luca MARINI</b>	ITA	SKY Racing Team VR46	KALEX	<b>1'35.910</b>	7 13		<b>274.1</b>
2	41	<b>Brad BINDER</b>	RSA	Red Bull KTM Ajo	KTM	<b>1'35.918</b>	8 13	0.008 0.008	<b>272.7</b>
3	73	<b>Alex MARQUEZ</b>	SPA	EG 0,0 Marc VDS	KALEX	<b>1'36.002</b>	8 12	0.092 0.084	<b>277.6</b>
4	40	<b>Augusto FERNANDEZ</b>	SPA	FLEXBOX HP 40	KALEX	<b>1'36.226</b>	8 9	0.316 0.224	<b>270.6</b>
5	45	<b>Tetsuta NAGASHIMA</b>	JPN	ONEXOX TKKR SAG Team	KALEX	<b>1'36.244</b>	5 13	0.334 0.018	<b>276.2</b>
6	88	<b>Jorge MARTIN</b>	SPA	Red Bull KTM Ajo	KTM	<b>1'36.273</b>	9 11	0.363 0.029	<b>270.6</b>
7	12	<b>Thomas LUTHI</b>	SWI	Dynavolt Intact GP	KALEX	<b>1'36.316</b>	7 12	0.406 0.043	<b>275.5</b>
8	27	<b>Iker LECUONA</b>	SPA	American Racing KTM	KTM	<b>1'36.344</b>	4 13	0.434 0.028	<b>274.1</b>
9	87	<b>Remy GARDNER</b>	AUS	ONEXOX TKKR SAG Team	KALEX	<b>1'36.368</b>	11 12	0.458 0.024	<b>273.4</b>
10	35	<b>Somkiat CHANTRA</b>	THA	IDEMITSU Honda Team Asia	KALEX	<b>1'36.369</b>	8 13	0.459 0.001	<b>268.6</b>
11	9	<b>Jorge NAVARRO</b>	SPA	Beta Tools Speed Up	SPEED UP	<b>1'36.370</b>	10 12	0.460 0.001	<b>272.7</b>
12	33	<b>Enea BASTIANINI</b>	ITA	Italtrans Racing Team	KALEX	<b>1'36.401</b>	10 12	0.491 0.031	<b>276.9</b>
13	5	<b>Andrea LOCATELLI</b>	ITA	Italtrans Racing Team	KALEX	<b>1'36.405</b>	9 12	0.495 0.004	<b>276.9</b>
14	62	<b>Stefano MANZI</b>	ITA	MV Agusta Temporary Forward	MV AGUSTA	<b>1'36.458</b>	6 12	0.548 0.053	<b>274.1</b>
15	21	<b>Fabio DI GIANNANTONIO</b>	ITA	Beta Tools Speed Up	SPEED UP	<b>1'36.470</b>	12 12	0.560 0.012	<b>270.0</b>
16	11	<b>Nicolo BULEGA</b>	ITA	SKY Racing Team VR46	KALEX	<b>1'36.473</b>	6 13	0.563 0.003	<b>274.1</b>
17	7	<b>Lorenzo BALDASSARRI</b>	ITA	FLEXBOX HP 40	KALEX	<b>1'36.495</b>	10 12	0.585 0.022	<b>272.7</b>
18	23	<b>Marcel SCHROTTER</b>	GER	Dynavolt Intact GP	KALEX	<b>1'36.550</b>	9 11	0.640 0.055	<b>276.2</b>
19	54	<b>Mattia PASINI</b>	ITA	Tasca Racing Scuderia Moto2	KALEX	<b>1'36.683</b>	8 11	0.773 0.133	<b>270.6</b>
20	22	<b>Sam LOWES</b>	GBR	Federal Oil Gresini Moto2	KALEX	<b>1'36.727</b>	8 12	0.817 0.044	<b>272.7</b>
21	97	<b>Xavi VIERGE</b>	SPA	EG 0,0 Marc VDS	KALEX	<b>1'36.806</b>	4 12	0.896 0.079	<b>276.2</b>
22	72	<b>Marco BEZZECCHI</b>	ITA	Red Bull KTM Tech 3	KTM	<b>1'36.841</b>	12 12	0.931 0.035	<b>275.5</b>
23	77	<b>Dominique AEGERTER</b>	SWI	MV Agusta Temporary Forward	MV AGUSTA	<b>1'36.858</b>	5 12	0.948 0.017	<b>274.1</b>
24	64	<b>Bo BENDSNEYDER</b>	NED	NTS RW Racing GP	NTS	<b>1'37.068</b>	5 13	1.158 0.210	<b>272.0</b>
25	96	<b>Jake DIXON</b>	GBR	Gaviota Angel Nieto Team	KTM	<b>1'37.190</b>	3 12	1.280 0.122	<b>270.6</b>
26	16	<b>Joe ROBERTS</b>	USA	American Racing KTM	KTM	<b>1'37.464</b>	9 12	1.554 0.274	<b>268.6</b>
27	20	<b>Dimas EKKY PRATAMA</b>	INA	IDEMITSU Honda Team Asia	KALEX	<b>1'37.756</b>	6 13	1.846 0.292	<b>270.6</b>
28	2	<b>Jesko RAFFIN</b>	SWI	NTS RW Racing GP	NTS	<b>1'37.866</b>	4 12	1.956 0.110	<b>267.9</b>
29	65	<b>Philipp OETTL</b>	GER	Red Bull KTM Tech 3	KTM	<b>1'37.961</b>	5 6	2.051 0.095	<b>270.0</b>
30	18	<b>Xavi CARDELUS</b>	AND	Gaviota Angel Nieto Team	KTM	<b>1'38.029</b>	6 12	2.119 0.068	<b>272.0</b>
31	47	<b>Adam NORRODIN</b>	MAL	Petronas Sprinta Racing	KALEX	<b>1'38.339</b>	8 13	2.429 0.310	<b>272.7</b>
32	3	<b>Lukas TULOVIC</b>	GER	Kiefer Racing	KTM	<b>1'38.886</b>	5 8	2.976 0.547	<b>270.6</b>

Practice condition: **Dry**

Air: **29°**

Humidity: **70%**

Ground: **37°**

<b>Fastest Lap:</b>	Lap: 7	<b>Luca MARINI</b>	<b>1'35.910</b>	170.9 Km/h
<b>Best Race Lap:</b>	2018	<b>Francesco BAGNAIA</b>	<b>1'36.924</b>	169.1 Km/h
<b>All Time Lap Record:</b>	2019	<b>Alex MARQUEZ</b>	<b>1'35.297</b>	172.0 Km/h

The results are provisional until the end of the limit for protest and appeals.

Time limit for protest expires 30' after publication of the results - ..... Time: .....

These data/results cannot be reproduced, stored and/or transmitted in whole or in part by any manner of electronic, mechanical, photocopying, recording, broadcasting or otherwise now known or herein after developed without the previous express consent by the copyright owner, except for reproduction in daily press and regular printed publications on sale to the public within 60 days of the event related to those data/results and always provided that copyright symbol appears together as follows below.

© DORNA, 2019

Official MotoGP Timing by **TISSOT**  
www.motogp.com

**Buriram, Sunday, October 06, 2019**





4554 m.

## PTT THAILAND GRAND PRIX

## Warm Up

## Top Speed &amp; Average

26



Rider	Nation	Motorcycle	Top 5 speeds					Average	Top
73 Alex MARQUEZ	SPA	KALEX	277.6	276.2	276.2	274.8	274.8	275.6	277.6
5 Andrea LOCATELLI	ITA	KALEX	276.9	274.8	273.4	273.4	273.4	274.4	276.9
33 Enea BASTIANINI	ITA	KALEX	276.9	276.2	274.1	273.4	272.7	274.7	276.9
23 Marcel SCHROTTER	GER	KALEX	276.2	275.5	275.5	274.8	274.1	275.0	276.2
45 Tetsuta NAGASHIMA	JPN	KALEX	276.2	273.4	272.7	272.7	272.0	273.4	276.2
97 Xavi VIERGE	SPA	KALEX	276.2	275.5	275.5	274.8	274.8	275.4	276.2
12 Thomas LUTHI	SWI	KALEX	275.5	274.1	273.4	273.4	272.7	273.4	275.5
72 Marco BEZZECCHI	ITA	KTM	275.5	275.5	273.4	273.4	272.7	274.1	275.5
10 Luca MARINI	ITA	KALEX	274.1	273.4	272.7	272.7	272.7	272.9	274.1
11 Nicolo BULEGA	ITA	KALEX	274.1	274.1	274.1	272.0	272.0	272.9	274.1
27 Iker LECUONA	SPA	KTM	274.1	273.4	272.0	270.6	270.6	272.1	274.1
62 Stefano MANZI	ITA	MV AGUSTA	274.1	274.1	272.7	272.7	272.7	273.3	274.1
77 Dominique AEGERTER	SWI	MV AGUSTA	274.1	271.3	271.3	270.6	270.6	271.4	274.1
87 Remy GARDNER	AUS	KALEX	273.4	272.7	272.7	271.3	271.3	272.0	273.4
7 Lorenzo BALDASSARRI	ITA	KALEX	272.7	272.0	272.0	270.6	270.0	270.9	272.7
9 Jorge NAVARRO	SPA	SPEED UP	272.7	272.0	272.0	272.0	271.3	272.0	272.7
22 Sam LOWES	GBR	KALEX	272.7	272.7	272.7	272.0	271.3	272.3	272.7
41 Brad BINDER	RSA	KTM	272.7	270.6	269.3	269.3	269.3	270.2	272.7
47 Adam NORRODIN	MAL	KALEX	272.7	272.0	271.3	270.6	269.3	271.2	272.7
18 Xavi CARDELUS	AND	KTM	272.0	271.3	267.9	267.9	267.3	269.3	272.0
64 Bo BENDSNEYDER	NED	NTS	272.0	270.0	269.3	268.6	267.9	269.6	272.0
3 Lukas TULOVIC	GER	KTM	270.6	268.6	267.3	266.6	266.0	267.8	270.6
20 Dimas EKKY PRATAMA	INA	KALEX	270.6	270.6	270.6	269.3	268.6	269.7	270.6
40 Augusto FERNANDEZ	SPA	KALEX	270.6	270.0	269.3	269.3	269.3	269.6	270.6
54 Mattia PASINI	ITA	KALEX	270.6	270.0	270.0	269.3	269.3	269.8	270.6
88 Jorge MARTIN	SPA	KTM	270.6	269.3	267.9	267.3	266.6	268.1	270.6
96 Jake DIXON	GBR	KTM	270.6	270.6	270.0	268.6	268.6	269.7	270.6
21 Fabio DI GIANNANTONIO	ITA	SPEED UP	270.0	270.0	269.3	269.3	269.3	269.5	270.0
65 Philipp OETTL	GER	KTM	270.0	268.6	267.9	267.9	266.6	268.2	270.0
16 Joe ROBERTS	USA	KTM	268.6	265.3	264.0	264.0	263.4	264.8	268.6
35 Somkiat CHANTRA	THA	KALEX	268.6	268.6	268.6	268.6	268.6	268.6	268.6
2 Jesko RAFFIN	SWI	NTS	267.9	267.9	267.9	267.9	267.9	267.9	267.9

These data/results cannot be reproduced, stored and/or transmitted in whole or in part by any manner of electronic, mechanical, photocopying, recording, broadcasting or otherwise now known or herein after developed without the previous express consent by the copyright owner, except for reproduction in daily press and regular printed publications on sale to the public within 60 days of the event related to those data/results and always provided that copyright symbol appears together as follows below.

© DORNA, 2019

Official MotoGP Timing by TISSOT  
www.motogp.com

Buriram, Sunday, October 06, 2019





Results and timing service provided by TISSOT

Moto2™

PTT THAILAND GRAND PRIX

Warm Up

Chronological Analysis of Performances

27

\* Lap / Sector time cancelled      T1 Time from finish line to 1st intermediate      T3 Time from 2nd intermed. to 3rd intermed.  
P Crossing the finish line in pit lane      T2 Time from 1st intermed. to 2nd intermed.      T4 Time from 3rd intermediate to finish line

Lap	Lap Time	T1	T2	T3	T4	Speed	Lap	Lap Time	T1	T2	T3	T4	Speed
<b>1st 10 Luca MARINI</b> SKY Racing Team VR ITA Runs=1 Total laps=13 Full laps=11							<b>4th 40 Augusto FERNAND</b> FLEXBOX HP 40 SPA Runs=1 Total laps=10 Full laps=7						
1	1'53.042	18.374	31.158	24.691	25.871	218.6	1	2'16.353	17.954	29.630	24.335	24.684	256.5
2	<b>1'38.159</b>	21.013	28.623	24.177	24.346	270.0	2	<b>1'37.175</b>	21.213	28.233	23.551	24.178	267.9
3	<b>1'36.864</b>	20.840	28.218	23.657	24.149	271.3	3	<b>1'36.747</b>	20.981	28.018	23.568	24.180	269.3
4	1'36.382 *	20.809	28.109*	<b>23.360</b>	24.104	272.7	4	<b>1'36.498</b>	20.927	27.973	23.369	24.229	269.3
5	<b>1'36.346</b>	20.719	27.993	23.453	24.181	<b>274.1</b>	5	<b>1'36.644</b>	20.893	28.118	23.473	24.160	268.6
6	<b>1'36.230</b>	20.691	27.972	23.521	24.046	272.7	6	<b>1'36.343</b>	20.859	28.030	<b>23.330</b>	24.124	269.3
7	<b>1'35.910</b>	20.697	27.794	23.384	24.035	272.7	7	1'38.182 *	21.586	28.223*	23.979	24.394	267.3
8	<b>1'36.101</b>	20.721	27.790	23.473	24.117	273.4	8	<b>1'36.226</b>	<b>20.772</b>	27.979	23.408	<b>24.067</b>	<b>270.6</b>
9	<b>1'36.109</b>	20.803	27.749	23.473	24.084	272.7	9	<b>1'36.285</b>	20.852	27.898	23.378	24.157	269.3
10	<b>1'35.932</b>	<b>20.664</b>	27.762	23.517	<b>23.989</b>	272.7	unfinished	20.800	<b>27.797</b>			270.0	
11	<b>1'36.030</b>	20.735	<b>27.719</b>	23.482	24.094	272.7	<b>5th 45 Tetsuta NAGASHIM</b> ONEXO TKKR SAG JPN Runs=1 Total laps=13 Full laps=10						
12	<b>1'36.164</b>	20.742	27.816	23.476	24.130	272.7	1	2'03.501	18.627	29.185	24.227	24.417	258.9
13	<b>1'36.168</b>	20.743	27.750	23.447	24.228	272.7	2	<b>1'37.681</b>	20.927	28.361	23.685	24.708	270.6
<b>2nd 41 Brad BINDER</b> Red Bull KTM Ajo RSA Runs=1 Total laps=13 Full laps=9							3	<b>1'37.826</b>	20.778	28.146	24.191	24.711	273.4
1	1'55.228	18.784	29.196	24.566	25.104	257.1	4	<b>1'37.056</b>	21.016	28.177	23.538	24.325	270.6
2	<b>1'37.119</b>	20.937	28.314	23.812	24.056	269.3	5	<b>1'36.244</b>	20.766	<b>27.876</b>	<b>23.501</b>	<b>24.101</b>	270.6
3	<b>1'36.578</b>	20.826	27.926	23.632	24.194	269.3	6	<b>1'36.707</b>	20.792	28.130	23.591	24.194	270.6
4	<b>1'36.386</b>	20.743	27.926	23.617	24.100	270.6	7	<b>1'36.398</b>	20.760	27.984	23.512	24.142	272.7
5	<b>1'36.115</b>	<b>20.651</b>	27.877	23.577	24.010	<b>272.7</b>	8	1'36.461 *	<b>20.733</b>	27.881	23.615*	24.232	271.3
6	<b>1'36.153</b>	20.734	27.890	23.501	24.028	267.9	9	1'36.511 *	20.746	27.873*	23.680	24.212	<b>276.2</b>
7	<b>1'36.073</b>	20.770	27.818	23.534	23.951	268.6	10	<b>1'36.709</b>	20.852	27.940	23.618	24.299	272.7
8	<b>1'35.918</b>	20.722	<b>27.751</b>	23.477	23.968	267.9	11	<b>1'36.827</b>	20.971	28.045	23.545	24.266	272.0
9	<b>1'36.062</b>	20.790	27.773	23.587	<b>23.912</b>	269.3	12	<b>1'36.752</b>	20.785	28.134	23.574	24.259	269.3
10	<b>1'36.116</b>	20.798	27.922	<b>23.430</b>	23.966	267.3	13	<b>1'38.055</b>	20.844	28.996	23.712	24.503	270.0
11	1'36.294 *	20.761	27.926*	23.594	24.013	268.6	<b>6th 88 Jorge MARTIN</b> Red Bull KTM Ajo SPA Runs=2 Total laps=11 Full laps=8						
12	1'36.257 *	20.832	27.794	23.589*	24.042	267.9	1	2'14.280	21.157	29.552	24.569	24.697	251.1
13	1'39.745 *	20.792	27.806*			268.6	2	<b>1'40.803</b>	21.113	29.352	25.887	24.451	263.4
<b>3rd 73 Alex MARQUEZ</b> EG 0,0 Marc VDS SPA Runs=1 Total laps=12 Full laps=11							3	<b>1'37.095</b>	21.044	28.169	23.704	24.178	266.6
1	2'28.971	17.659	29.284	24.333	26.201	264.0	4	<b>1'36.844</b>	21.067	27.938	23.643	24.196	267.3
2	<b>1'37.054</b>	20.966	28.088	23.748	24.252	274.8	5	<b>1'36.671</b>	20.943	27.939	23.528	24.261	266.6
3	<b>1'36.459</b>	20.702	27.948	23.661	24.148	<b>277.6</b>	6	<b>1'36.889</b>	21.080	27.972	23.566	24.271	265.3
4	<b>1'36.351</b>	20.788	27.695	23.708	24.160	274.1	7	<b>1'36.400</b>	20.907	<b>27.835</b>	23.551	24.107	267.9
5	<b>1'36.371</b>	20.734	27.831	23.654	24.152	274.8	8	<b>1'36.382</b>	<b>20.897</b>	27.877	<b>23.468</b>	24.140	266.0
6	<b>1'36.889</b>	20.680	27.978	24.007	24.224	276.2	9	<b>1'36.273</b>	20.926	27.867	23.470	<b>24.010</b>	<b>270.6</b>
7	<b>1'36.452</b>	20.833	27.752	23.723	24.144	273.4	10	2'06.108 P	20.930	35.270	30.990	38.918	269.3
8	<b>1'36.002</b>	<b>20.653</b>	<b>27.679</b>	<b>23.547</b>	<b>24.123</b>	274.8	11	3'56.053	17.890	28.823	24.176	24.630	264.0
9	<b>1'36.370</b>	20.747	27.679	23.683	24.261	276.2	<b>7th 12 Thomas LUTHI</b> Dynavolt Intact GP SWI Runs=1 Total laps=12 Full laps=11						
10	<b>1'36.454</b>	20.697	27.746	23.715	24.296	274.8	1	2'20.724	18.143	30.072	24.931	24.841	246.5
11	<b>1'36.474</b>	20.765	27.723	23.758	24.228	274.1							
12	<b>1'36.405</b>	20.795	27.711	23.674	24.225	274.1							

**Fastest Lap:** Luca MARINI SKY Racing Team VR ITA **1'35.910** 20.697 27.794 23.384 24.035

These data/results cannot be reproduced, stored and/or transmitted in whole or in part by any manner of electronic, mechanical, photocopying, recording, broadcasting or otherwise now known or herein after developed without the previous express consent by the copyright owner, except for reproduction in daily press and regular printed publications on sale to the public within 60 days of the event related to those data/results and always provided that copyright symbol appears together as follows below.  
© DORNA, 2019



# Warm Up

# Moto2

Lap	Lap Time	T1	T2	T3	T4	Speed	Lap	Lap Time	T1	T2	T3	T4	Speed
2	1'38.212	21.111	28.613	24.095	24.393	269.3	12	1'36.557	20.878	27.914	23.640	24.125	268.6
3	1'37.166	21.010	28.205	23.784	24.167	270.0	13	1'36.599	20.957	27.838	23.605	24.199	267.9
4	1'36.554	20.937	28.000	23.551	24.066	271.3							
5	1'36.845	20.897	27.960	23.783	24.205	273.4							
6	1'36.607	20.880	27.951	23.593	24.183	272.7							
7	1'36.316	20.804	27.819	23.589	24.104	272.7							
8	1'36.540	20.843	27.916	23.626	24.155	273.4							
9	1'36.699	20.852	28.078	23.663	24.106	272.7							
10	1'46.940	20.858	29.414	23.847	32.821	272.7							
11	1'36.463	20.701	27.959	23.619	24.184	275.5							
12	1'36.777	20.748	28.068	23.702	24.259	274.1							

**8th 27 Iker LECUONA** American Racing KT SPA  
Runs=1 Total laps=13 Full laps=11

1	1'55.708	18.245	29.264	24.358	25.074	262.1
2	1'37.060	21.143	28.068	23.637	24.212	270.6
3	1'36.415	20.880	27.933	23.478	24.124	272.0
4	1'36.344	20.809	27.835	23.504	24.196	273.4
5	1'37.596	20.819	28.933	23.666	24.178	274.1
6	1'36.550	20.949	27.928	23.582	24.091	270.6
7	1'36.620	20.944	27.877	23.621	24.178	270.0
8	1'36.547	20.934	27.863	23.566	24.184	268.6
9	1'36.368	20.861	27.829	23.491	24.187	269.3
10	1'42.377	20.978	29.088	23.769	28.542	269.3
11	1'36.456 *	20.899	27.861	23.567	24.129*	270.0
12	1'36.376	20.966	27.844	23.527	24.039	268.6
13	1'36.709	20.946	27.968	23.628	24.167	269.3

**9th 87 Remy GARDNER** ONEXO TKKR SAG AUS  
Runs=1 Total laps=12 Full laps=9

1	2'04.176	21.672	29.711	24.187	24.305	228.8
2	1'37.120	21.016	28.326	23.559	24.219	270.0
3	1'38.074	21.652	28.005	23.753	24.664	270.6
4	1'36.990	20.974	28.237	23.609	24.170	272.7
5	1'36.649	21.017	27.966	23.565	24.101	271.3
6	1'36.966 *	21.050	28.167*	23.613	24.136	270.0
7	1'36.626 *	21.009	28.014*	23.623	23.980	271.3
8	1'36.591	20.930	27.987	23.576	24.098	270.6
9	1'53.126	20.862	42.479	25.478	24.307	272.7
10	1'44.540	20.891	28.081	23.955	31.613	271.3
11	1'36.368	20.795	28.019	23.511	24.043	273.4
12	1'40.234	20.977	28.023	26.895	24.339	271.3

**10th 35 Somkiat CHANTRA** IDEMITSU Honda Te THA  
Runs=1 Total laps=13 Full laps=12

1	1'38.601	17.727	29.372	24.408	24.653	264.7
2	1'37.753	21.127	28.414	23.869	24.343	265.3
3	1'36.745	20.904	28.166	23.555	24.120	268.6
4	1'37.157	21.107	28.241	23.585	24.224	266.6
5	1'36.404	20.867	27.936	23.562	24.039	267.9
6	1'36.744	20.982	27.982	23.622	24.158	267.9
7	1'36.685	20.998	27.927	23.642	24.118	266.6
8	1'36.369	20.788	27.829	23.546	24.206	268.6
9	1'39.424	20.792	27.766	26.536	24.330	268.6
10	1'36.459	20.820	27.891	23.679	24.069	268.6
11	1'36.632	20.918	27.955	23.692	24.067	268.6

**11th 9 Jorge NAVARRO** Beta Tools Speed Up SPA  
Runs=1 Total laps=12 Full laps=11

1	1'59.301	17.998	31.070	24.958	25.126	257.7
2	1'38.192	21.101	29.012	23.726	24.353	262.1
3	1'37.022	20.948	28.339	23.469	24.266	272.0
4	1'36.613	20.797	28.156	23.517	24.143	272.7
5	1'36.610	20.756	28.157	23.545	24.152	270.6
6	1'36.714	20.774	27.930	23.537	24.473	272.0
7	1'37.036	20.818	28.074	23.829	24.315	272.0
8	1'36.515	20.857	28.057	23.465	24.136	267.9
9	1'36.590	20.960	28.008	23.536	24.086	267.3
10	1'36.370	20.821	27.959	23.509	24.081	267.9
11	1'57.880	20.835	39.503	24.964	32.578	267.9
12	1'37.582	20.878	28.681	23.787	24.236	271.3

**12th 33 Enea BASTIANINI** Italtrans Racing Team ITA  
Runs=1 Total laps=12 Full laps=8

1	2'24.056	18.137	29.525	24.177	24.570	263.4
2	1'37.677	21.043	28.345	23.877	24.412	270.0
3	1'37.009	20.906	28.223	23.614	24.266	271.3
4	1'36.924 *	20.901	28.168*	23.597	24.258	272.0
5	1'36.773	20.773	28.142	23.625	24.233	276.2
6	1'40.492	21.133	30.692	24.154	24.513	266.6
7	1'36.931	20.880	28.132	23.583	24.336	276.9
8	1'36.725 *	20.835	28.020*	23.617	24.253	271.3
9	1'36.561	20.827	28.018	23.529	24.187	272.0
10	1'36.401	20.725	27.887	23.548	24.241	272.7
11	1'40.418	20.714	28.017	24.261	27.426	273.4
12	1'36.750 *	20.779	28.066*	23.544	24.361	274.1

**13th 5 Andrea LOCATELLI** Italtrans Racing Team ITA  
Runs=1 Total laps=12 Full laps=10

1	2'27.517	17.843	29.700	24.368	25.108	266.0
2	1'37.843	21.266	28.355	23.787	24.435	270.6
3	1'36.908	20.971	28.202	23.599	24.136	270.0
4	1'37.402	21.396	28.147	23.659	24.200	268.6
5	1'36.652 *	20.778	28.088	23.662*	24.124	272.0
6	1'37.019	20.793	28.082	23.752	24.392	273.4
7	1'36.872	20.753	28.267	23.594	24.258	276.9
8	1'36.968	20.743	28.348	23.754	24.123	274.8
9	1'36.405	20.750	28.068	23.492	24.095	272.7
10	1'36.598	20.720	27.942	23.686	24.250	273.4
11	1'41.531	20.759	28.117	23.694	28.961	273.4
12	1'37.631	20.770	28.290	24.052	24.519	272.7

**14th 62 Stefano MANZI** MV Agusta Temporar ITA  
Runs=1 Total laps=12 Full laps=9

1	1'59.471	18.432	29.062	24.862	25.057	260.2
2	1'37.671	21.175	28.615	23.701	24.180	271.3
3	1'37.068	20.884	28.079	23.732	24.373	272.7
4	1'38.392	21.027	29.383	23.711	24.271	271.3
5	1'36.805	20.926	28.138	23.600	24.141	272.7
6	1'36.458	20.803	27.946	23.530	24.179	272.7

**Fastest Lap:** Luca MARINI SKY Racing Team VR ITA **1'35.910** 20.697 27.794 23.384 24.035

These data/results cannot be reproduced, stored and/or transmitted in whole or in part by any manner of electronic, mechanical, photocopying, recording, broadcasting or otherwise now known or herein after developed without the previous express consent by the copyright owner, except for reproduction in daily press and regular printed publications on sale to the public within 60 days of the event related to those data/results and always provided that copyright symbol appears together as follows below.  
© DORNA, 2019



# Warm Up

# Moto2

Lap	Lap Time	T1	T2	T3	T4	Speed	Lap	Lap Time	T1	T2	T3	T4	Speed
7	1'36.569	20.829	27.891	23.732	24.117	274.1	2	1'38.770	21.349	28.644	24.140	24.637	270.0
8	1'36.662	20.909	28.072	23.474	24.207	271.3	3	1'38.150	21.339	28.478	23.952	24.381	271.3
9	1'36.777	20.866	28.080	23.728	24.103	274.1	4	1'40.282	20.942	29.876	24.316	25.148	272.7
10	1'37.092	21.030	28.092	23.786	24.184	270.0	5	1'36.997	20.836	28.162	23.738	24.261	275.5
11	1'54.855 *	20.888	38.186	24.682*	31.099	271.3	6	1'48.580 P	20.937	28.077	24.065	35.501	274.1
12	1'36.878 *	20.967	28.051*	23.591	24.269	272.0	7	3'09.250	20.110	28.701	23.952	25.173	254.7

## 15th 21 Fabio DI GIANNANT Beta Tools Speed Up ITA

	Runs=1	Total laps=12	Full laps=9			
1	2'04.911	21.218	29.898	24.289	24.729	240.5
2	1'37.983	21.369	28.325	23.707	24.582	264.7
3	1'37.063	21.254	27.955	23.534	24.320	267.3
4	1'37.149	21.181	27.858	23.684	24.426	269.3
5	1'36.725	21.243	27.901	23.407	24.174	268.6
6	1'36.799	21.087	27.913	23.600	24.199	269.3
7	1'36.578	21.033	27.863	23.486	24.196	270.0
8	1'36.627 *	21.019	27.834*	23.625	24.149	269.3
9	1'37.064	20.953	27.937	23.583	24.591	270.0
10	1'56.695 *	22.750	33.716*	30.811*	29.418	202.6
11	1'36.874	21.071	27.963	23.642	24.198	269.3
12	1'36.470	21.014	27.834	23.408	24.214	269.3

## 16th 11 Nicolo BULEGA SKY Racing Team VR ITA

	Runs=1	Total laps=13	Full laps=11			
1	1'53.958	17.152	30.111	24.943	26.318	260.2
2	1'37.720	21.077	28.314	23.864	24.465	270.0
3	1'36.678	20.849	28.039	23.560	24.230	270.0
4	1'36.664	20.890	28.055	23.534	24.185	271.3
5	1'36.481	20.736	27.912	23.570	24.263	272.0
6	1'36.473	20.760	28.041	23.495	24.177	274.1
7	1'39.032	20.710	30.487	23.663	24.172	274.1
8	1'36.592	20.792	28.077	23.555	24.168	272.0
9	1'36.563 *	20.767	28.083*	23.523	24.190	272.0
10	1'46.873	20.842	28.074	24.837	33.120	271.3
11	1'37.556	20.959	28.377	23.849	24.371	272.0
12	1'36.927	20.878	28.065	23.683	24.301	271.3
13	1'37.396	20.915	28.360	23.722	24.399	274.1

## 17th 7 Lorenzo BALDA FLEXBOX HP 40 ITA

	Runs=1	Total laps=12	Full laps=6			
1	2'14.435	22.491	29.571	24.301	24.727	232.7
2	1'37.924	21.132	28.568	23.929	24.295	269.3
3	1'37.322	21.050	28.060	23.847	24.365	269.3
4	1'37.353 *	20.917	28.351*	23.857	24.228	270.0
5	1'36.788 *	20.794	28.140*	23.582	24.272	272.0
6	1'36.514 *	20.790	27.993*	23.552	24.179	272.7
7	1'36.630	20.850	27.918	23.644	24.218	270.0
8	1'36.811	20.883	27.979	23.659	24.290	270.0
9	1'37.133 *	21.350	28.156*	23.524	24.103	262.7
10	1'36.495	20.801	27.901	23.616	24.177	272.0
11	1'36.581	20.768	27.925	23.623	24.265	270.6
12	1'36.573 *	20.826	27.922*	23.623	24.202	270.0

## 18th 23 Marcel SCHROTTE Dynavolt Intact GP GER

	Runs=2	Total laps=11	Full laps=8			
1	3'27.182	20.777	29.945	24.574	24.812	253.5

7	1'37.157	20.943	28.152	23.824	24.238	274.8
8	1'36.550	20.800	27.890	23.636	24.224	276.2
9	1'37.379	20.796	28.353	23.861	24.369	275.5
10	1'37.379	20.796	28.353	23.861	24.369	275.5
11	1'36.988	20.934	27.926	23.707	24.421	274.1

## 19th 54 Mattia PASINI Tasca Racing Scuderi ITA

	Runs=2	Total laps=11	Full laps=8			
1	2'31.659	17.468	30.259	25.089	25.096	250.0
2	1'39.231	21.275	28.968	24.359	24.629	267.9
3	1'37.961	21.039	28.546	23.968	24.408	268.6
4	1'37.363	21.003	28.212	23.840	24.308	269.3
5	1'57.369 P	22.875	28.668	24.006	41.820	255.9
6	3'18.079	19.264	28.546	23.957	24.487	265.3
7	1'37.767	21.182	28.236	23.906	24.443	267.9
8	1'36.683	20.926	27.837	23.761	24.159	270.6
9	1'37.062	20.971	27.964	23.816	24.311	270.0
10	1'36.871	20.953	27.850	23.803	24.265	270.0
11	1'46.501	21.074	33.928	25.516	25.983	269.3

## 20th 22 Sam LOWES Federal Oil Gresini M GBR

	Runs=1	Total laps=12	Full laps=11			
1	2'16.711	18.235	29.521	24.793	24.840	257.7
2	1'38.467	21.266	28.224	23.638	25.339	269.3
3	1'37.238	21.098	28.148	23.727	24.265	272.7
4	1'36.857	20.958	28.125	23.514	24.260	272.7
5	1'36.843	20.877	28.003	23.564	24.399	272.7
6	1'36.817	20.933	28.058	23.571	24.255	272.0
7	1'36.826	20.977	27.987	23.639	24.223	270.6
8	1'36.727	20.819	27.983	23.639	24.286	271.3
9	1'36.884	20.846	28.137	23.554	24.347	270.0
10	1'36.915	20.999	28.004	23.663	24.249	270.0
11	1'37.127	21.060	28.009	23.626	24.432	267.9
12	1'37.345	21.036	28.069	23.739	24.501	268.6

## 21st 97 Xavi VIERGE EG 0,0 Marc VDS SPA

	Runs=1	Total laps=12	Full laps=11			
1	2'27.093	16.983	29.359	24.587	25.069	265.3
2	1'38.599	21.222	28.361	24.055	24.961	269.3
3	1'37.482	21.001	28.317	23.747	24.417	272.0
4	1'36.806	20.951	28.092	23.613	24.150	273.4
5	1'37.013	20.799	28.043	23.683	24.488	276.2
6	1'37.225	20.968	28.020	23.858	24.379	274.1
7	1'36.952	20.892	28.029	23.792	24.239	274.8
8	1'36.946	20.914	27.976	23.775	24.281	275.5
9	1'36.989	21.049	27.984	23.660	24.296	272.7
10	1'36.966	20.919	27.948	23.773	24.326	274.1
11	1'36.808	20.841	27.942	23.694	24.331	275.5
12	1'37.481	20.895	28.336	23.842	24.408	274.8

**Fastest Lap:** Luca MARINI SKY Racing Team VR ITA **1'35.910** 20.697 27.794 23.384 24.035

These data/results cannot be reproduced, stored and/or transmitted in whole or in part by any manner of electronic, mechanical, photocopying, recording, broadcasting or otherwise now known or herein after developed without the previous express consent by the copyright owner, except for reproduction in daily press and regular printed publications on sale to the public within 60 days of the event related to those data/results and always provided that copyright symbol appears together as follows below.  
© DORNA, 2019

Official MotoGP Timing by TISSOT  
www.motogp.com

Buriram, Sunday, October 06, 2019

Page 3 of 5



# Warm Up

# Moto2

Lap	Lap Time	T1	T2	T3	T4	Speed	Lap	Lap Time	T1	T2	T3	T4	Speed
<b>22nd</b>	<b>72</b>	<b>Marco BEZZECCHI</b> Red Bull KTM Tech 3 ITA					9	1'38.015 *	21.072	28.310	24.075*	24.558	268.6
		Runs=1 Total laps=12 Full laps=11					10	<b>1'45.781</b>	21.047	28.193	23.868	32.673	267.9
1	1'56.315	19.437	31.776	26.298	25.593	236.3	11	<b>1'37.968</b>	<b>20.965</b>	28.115	23.907	24.981	270.6
2	<b>1'37.400</b>	21.167	28.308	23.715	<b>24.210</b>	271.3	12	<b>1'38.377</b>	21.077	28.112	23.971	25.217	267.3
3	<b>1'39.046</b>	20.947	29.695	24.025	24.379	271.3	<b>26th 16 Joe ROBERTS</b> American Racing KT USA						
4	<b>1'37.135</b>	21.054	28.039	23.708	24.334	270.0			Runs=1 Total laps=12 Full laps=10				
5	<b>1'37.108</b>	20.769	28.236	23.692	24.411	273.4	1	1'58.223	18.890	30.970	24.833	25.022	236.3
6	<b>1'37.387</b>	20.933	28.079	23.823	24.552	273.4	2	<b>1'41.687</b>	21.684	30.521	24.316	25.166	260.2
7	<b>1'37.534</b>	20.846	28.213	23.922	24.553	272.7	3	<b>1'38.910</b>	21.256	28.768	24.159	24.727	262.1
8	<b>1'36.854</b>	20.832	28.079	<b>23.667</b>	24.276	270.6	4	<b>1'38.368</b>	21.297	28.454	23.992	24.625	262.1
9	<b>1'37.630</b>	20.852	28.238	24.092	24.448	270.6	5	1'40.171 *	21.275	28.790*	25.325	24.781	<b>268.6</b>
10	<b>1'36.942</b>	20.734	28.151	23.738	24.319	<b>275.5</b>	6	<b>1'38.210</b>	21.194	28.430	23.863	24.723	264.0
11	<b>1'53.143</b>	<b>20.654</b>	35.729	27.667	29.093	275.5	7	<b>1'49.918</b>	23.830	37.399	24.044	24.645	248.2
12	<b>1'36.841</b>	20.856	<b>27.889</b>	23.714	24.382	270.6	8	<b>1'37.569</b>	21.151	28.253	23.793	<b>24.372</b>	262.7
<b>23rd</b>	<b>77</b>	<b>Dominique AEGER</b> MV Agusta Temporar SWI					9	<b>1'37.464</b>	<b>21.099</b>	<b>28.179</b>	<b>23.771</b>	24.415	264.0
		Runs=1 Total laps=12 Full laps=11					10	<b>1'38.203</b>	21.171	28.321	23.829	24.882	263.4
1	1'58.802	21.832	31.376	24.982	25.169	231.7	11	<b>1'37.878</b>	21.140	28.267	23.910	24.561	265.3
2	<b>1'38.175</b>	21.338	28.660	23.861	24.316	266.0	12	<b>1'43.690</b>	21.108	28.227		263.4	
3	<b>1'37.393</b>	21.055	28.244	23.663	24.431	266.0	<b>27th 20 Dimas EKKY PRAT</b> IDEMITSU Honda Te INA						
4	<b>1'37.128</b>	<b>20.893</b>	28.381	23.598	24.256	<b>274.1</b>			Runs=1 Total laps=13 Full laps=10				
5	<b>1'36.858</b>	20.954	28.026	<b>23.554</b>	24.324	270.6	1	1'38.785	17.687	29.149	24.430	24.620	265.3
6	<b>1'36.997</b>	20.938	28.161	23.615	24.283	270.6	2	<b>1'39.416</b>	21.124	29.059	24.528	24.705	269.3
7	<b>1'37.261</b>	20.959	28.044	23.797	24.461	270.6	3	1'38.374 *	21.275	28.655*	24.063	24.381	267.9
8	<b>1'37.191</b>	20.936	28.063	23.962	<b>24.230</b>	271.3	4	1'49.720 *	21.380	34.388		264.7	
9	<b>1'37.009</b>	20.917	28.015	23.656	24.421	271.3	5	<b>1'37.819</b>	21.068	28.556	<b>23.799</b>	24.396	<b>270.6</b>
10	<b>1'50.862</b>	21.098	31.824	29.589	28.351	270.0	6	<b>1'37.756</b>	21.111	28.552	23.854	<b>24.239</b>	268.6
11	<b>1'37.412</b>	21.186	28.082	23.799	24.345	268.6	7	<b>1'37.985</b>	21.288	28.403	23.819	24.475	268.6
12	<b>1'37.081</b>	21.114	<b>27.992</b>	23.623	24.352	269.3	8	<b>1'38.257</b>	21.121	28.419	24.153	24.564	266.6
<b>24th</b>	<b>64</b>	<b>Bo BENDSNEYDER</b> NTS RW Racing GP NED					9	<b>1'37.887</b>	21.195	<b>28.302</b>	23.868	24.522	267.3
		Runs=1 Total laps=13 Full laps=12					10	<b>1'37.805</b>	21.082	28.544	23.823	24.356	270.6
1	1'56.279	18.664	29.602	24.830	25.249	257.7	11	<b>1'38.327</b>	<b>20.956</b>	28.594	24.039	24.738	270.6
2	<b>1'38.013</b>	21.425	28.463	23.785	24.340	269.3	12	<b>1'38.796</b>	21.333	28.795	24.168	24.500	266.0
3	<b>1'37.574</b>	21.173	28.339	23.798	24.264	267.9	13	<b>1'42.794</b>	21.273		24.781	267.9	
4	<b>1'37.432</b>	21.259	28.134	23.706	24.333	265.3	<b>28th 2 Jesko RAFFIN</b> NTS RW Racing GP SWI						
5	<b>1'37.068</b>	21.025	28.074	23.709	24.260	267.3			Runs=1 Total laps=12 Full laps=10				
6	<b>1'39.304</b>	21.062	28.167	25.048	25.027	268.6	1	2'19.496	18.835	30.300	24.375	25.069	246.0
7	<b>1'42.830</b>	21.065	33.663	23.819	24.283	270.0	2	<b>1'39.917</b>	21.203		24.511	266.6	
8	<b>1'37.149</b>	21.033	28.130	23.831	<b>24.155</b>	267.3	3	1'37.690 *	21.183	28.283*	23.834	<b>24.390</b>	<b>267.9</b>
9	<b>1'37.198</b>	20.994	28.135	<b>23.646</b>	24.423	267.3	4	<b>1'37.866</b>	21.160	<b>28.335</b>	23.837	24.534	267.9
10	<b>1'37.507</b>	21.093	28.097	23.874	24.443	266.6	5	<b>1'38.445</b>	21.402	28.781	23.820	24.442	264.0
11	<b>1'37.645</b>	<b>20.978</b>	28.366	23.852	24.449	<b>272.0</b>	6	<b>1'38.359</b>	<b>21.102</b>	28.678	23.992	24.587	267.9
12	<b>1'37.173</b>	21.067	<b>28.029</b>	23.766	24.311	266.0	7	<b>1'37.885</b>	21.184	28.419	<b>23.808</b>	24.474	266.0
13	<b>1'37.325</b>	21.036	28.101	23.749	24.439	266.6	8	<b>1'38.307</b>	21.102	28.707	23.961	24.537	267.3
<b>25th</b>	<b>96</b>	<b>Jake DIXON</b> Gaviota Angel Nieto T GBR					9	<b>1'38.456</b>	21.224	28.555	23.935	24.742	267.9
		Runs=1 Total laps=12 Full laps=10					10	<b>1'52.107</b>	21.307	28.622	28.236	33.942	267.9
1	2'05.685	20.854	30.059	24.701	24.700	235.2	11	<b>1'42.822</b>	21.850	29.958	25.070	25.944	262.7
2	<b>1'37.982</b>	21.250	28.346	23.860	24.526	266.6	12	<b>1'43.956</b>	22.107	29.136	24.987	27.726	264.7
3	<b>1'37.190</b>	21.009	28.135	<b>23.705</b>	<b>24.341</b>	270.0	<b>29th 65 Philipp OETTL</b> Red Bull KTM Tech 3 GER						
4	<b>1'37.419</b>	21.041	<b>28.068</b>	23.852	24.458	<b>270.6</b>			Runs=2 Total laps=6 Full laps=3				
5	<b>1'37.588</b>	21.057	28.195	23.866	24.470	268.6	1	2'01.630 P	17.576	32.702	25.278	29.607	265.3
6	<b>1'45.067</b>	21.129	28.293	28.830	26.815	266.0	2	1'27.298	17.708	29.008	24.580	24.717	266.6
7	<b>1'37.810</b>	21.114	28.246	23.956	24.494	267.9	3	<b>1'39.068</b>	21.156	29.000	24.227	24.685	267.9
8	<b>1'40.902</b>	22.931	28.605	24.893	24.473	260.2							

**Fastest Lap:** Luca MARINI SKY Racing Team VR ITA **1'35.910** 20.697 27.794 23.384 24.035

These data/results cannot be reproduced, stored and/or transmitted in whole or in part by any manner of electronic, mechanical, photocopying, recording, broadcasting or otherwise now known or herein after developed without the previous express consent by the copyright owner, except for reproduction in daily press and regular printed publications on sale to the public within 60 days of the event related to those data/results and always provided that copyright symbol appears together as follows below.  
© DORNA, 2019

Official MotoGP Timing by TISSOT  
www.motogp.com

Buriram, Sunday, October 06, 2019

Page 4 of 5



# Warm Up

# Moto2

Lap	Lap Time	T1	T2	T3	T4	Speed	Lap	Lap Time	T1	T2	T3	T4	Speed
4	<b>1'38.150</b>	21.016	28.440	24.085	24.609	268.6							
5	<b>1'37.961</b>	20.999	<b>28.329</b>	24.026	<b>24.607</b>	267.9							
6	1'37.864 *	<b>20.992</b>	28.263*	<b>23.938</b>	24.671	<b>270.0</b>							

## 30th 18 Xavi CARDELUS Gaviota Angel Nieto T AND

	Runs=1	Total laps=12	Full laps=9
1	1'54.124	17.364	30.265
2	<b>1'45.930</b>	21.313	29.397
3	<b>1'40.079</b>	<b>21.110</b>	28.578
4	1'47.104 *	21.141	28.591*
5	<b>1'38.833</b>	21.230	28.479
6	<b>1'38.029</b>	21.175	28.440
7	<b>1'41.701</b>	21.112	<b>28.404</b>
8	<b>1'38.408</b>	21.137	28.449
9	<b>1'49.540</b>	25.049	31.589
10	<b>1'44.931</b>	21.357	28.813
11	<b>1'42.711</b>	21.808	29.392
12	2'05.956 P	21.348	28.618

## 31st 47 Adam NORRODIN Petronas Sprinta Raci MAL

	Runs=1	Total laps=13	Full laps=12
1	1'41.275	17.946	29.670
2	<b>1'39.861</b>	21.527	29.033
3	<b>1'38.860</b>	21.085	28.721
4	<b>1'39.210</b>	21.190	28.849
5	<b>1'46.525</b>	21.440	28.800
6	<b>1'38.861</b>	21.054	28.670
7	<b>1'38.408</b>	21.035	28.513
8	<b>1'38.339</b>	<b>20.943</b>	<b>28.438</b>
9	<b>1'39.529</b>	21.042	28.778
10	<b>1'39.302</b>	21.513	28.788
11	<b>1'39.384</b>	21.125	29.134
12	<b>1'39.070</b>	21.224	28.774
13	<b>1'39.405</b>	21.177	28.943

## 32nd 3 Lukas TULOVIC Kiefer Racing GER

	Runs=1	Total laps=8	Full laps=5
1	2'08.403	18.333	30.595
2	<b>1'41.164</b>	21.612	29.036
3	<b>1'39.783</b>	21.353	28.917
4	1'41.835 *	21.894	29.097*
5	<b>1'38.886</b>	21.448	<b>28.639</b>
6	<b>1'42.644</b>	23.833	29.834
7	<b>1'43.604</b>	<b>21.069</b>	28.816
8	1'54.917 P	21.163	29.096

**Fastest Lap:** Luca MARINI SKY Racing Team VR ITA **1'35.910** 20.697 27.794 23.384 24.035

These data/results cannot be reproduced, stored and/or transmitted in whole or in part by any manner of electronic, mechanical, photocopying, recording, broadcasting or otherwise now known or herein after developed without the previous express consent by the copyright owner, except for reproduction in daily press and regular printed publications on sale to the public within 60 days of the event related to those data/results and always provided that copyright symbol appears together as follows below.  
© DORNA, 2019

Official MotoGP Timing by TISSOT  
www.motogp.com

Buriram, Sunday, October 06, 2019

Page 5 of 5





4554 m.

**PTT THAILAND GRAND PRIX**  
**Official Starting Grid**

Race : 24 laps = 109.296 km

**28**



1	<b>1</b> 1'35.297 <b>73 Alex MARQUEZ</b> Kalex	<b>2</b> 1'35.392 <b>45 Tetsuta NAGASHIMA</b> Kalex	<b>3</b> 1'35.448 <b>88 Jorge MARTIN</b> KTM
2	<b>4</b> 1'35.476 <b>10 Luca MARINI</b> Kalex	<b>5</b> 1'35.494 <b>87 Remy GARDNER</b> Kalex	<b>6</b> 1'35.581 <b>40 Augusto FERNANDEZ</b> Kalex
3	<b>7</b> 1'35.600 <b>97 Xavi VIERGE</b> Kalex	<b>8</b> 1'35.617 <b>12 Thomas LUTHI</b> Kalex	<b>9</b> 1'35.634 <b>11 Nicolo BULEGA</b> Kalex
4	<b>10</b> 1'35.686 <b>27 Iker LECUONA</b> KTM	<b>11</b> 1'35.816 <b>33 Enea BASTIANINI</b> Kalex	<b>12</b> 1'35.817 <b>41 Brad BINDER</b> KTM
5	<b>13</b> 1'35.935 <b>35 Somkiat CHANTRA</b> Kalex	<b>14</b> 1'35.969 <b>23 Marcel SCHROTTER</b> Kalex	<b>15</b> 1'35.981 <b>5 Andrea LOCATELLI</b> Kalex
6	<b>16</b> 1'36.056 <b>22 Sam LOWES</b> Kalex	<b>17</b> 1'36.079 <b>72 Marco BEZZECCHI</b> KTM	<b>18</b> 1'36.359 <b>21 Fabio DI GIANNANTONIO</b> Speed Up
7	<b>19</b> 1'36.031 <b>7 Lorenzo BALDASSARRI</b> Kalex	<b>20</b> 1'36.034 <b>62 Stefano MANZI</b> MV Agusta	<b>21</b> 1'36.045 <b>9 Jorge NAVARRO</b> Speed Up
8	<b>22</b> 1'36.249 <b>77 Dominique AEGERTER</b> MV Agusta	<b>23</b> 1'36.347 <b>2 Jesko RAFFIN</b> NTS	<b>24</b> 1'36.382 <b>16 Joe ROBERTS</b> KTM

The results are provisional until the end of the limit for protest and appeals and until the ratification of the Event Management Committee.

Time limit for protest expires 60' at the latest after publication of the results - ..... Time: .....

These data/results cannot be reproduced, stored and/or transmitted in whole or in part by any manner of electronic, mechanical, photocopying, recording, broadcasting or otherwise now known or herein after developed without the previous express consent by the copyright owner, except for reproduction in daily press and regular printed publications on sale to the public within 60 days of the event related to those data/results and always provided that copyright symbol appears together as follows below.

© DORNA, 2019

Official MotoGP Timing by TISSOT  
www.motogp.com

**Buriram, Sunday, October 06, 2019**







**PTT THAILAND GRAND PRIX**  
**Official Starting Grid**

4554 m.

Race : 24 laps = 109.296 km

**28**

9

**25**  
1'36.404  
**64 Bo BENDSNEYDER**  
NTS

**26**  
1'36.506  
**54 Mattia PASINI**  
Kalex

**27**  
1'36.825  
**96 Jake DIXON**  
KTM

10

**28**  
1'37.084  
**65 Philipp OETTL**  
KTM

**29**  
1'37.109  
**20 Dimas EKKY PRATAMA**  
Kalex

**30**  
1'37.625  
**3 Lukas TULOVIC**  
KTM

11

**31**  
1'37.649  
**18 Xavi CARDELUS**  
KTM

**32**  
1'37.775  
**47 Adam NORRODIN**  
Kalex

The results are provisional until the end of the limit for protest and appeals and until the ratification of the Event Management Committee.

Time limit for protest expires 60' at the latest after publication of the results - ..... Time: .....

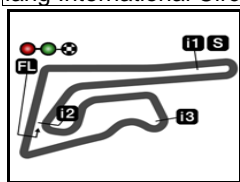
These data/results cannot be reproduced, stored and/or transmitted in whole or in part by any manner of electronic, mechanical, photocopying, recording, broadcasting or otherwise now known or herein after developed without the previous express consent by the copyright owner, except for reproduction in daily press and regular printed publications on sale to the public within 60 days of the event related to those data/results and always provided that copyright symbol appears together as follows below.

© DORNA, 2019

Official MotoGP Timing by **TISSOT**  
www.motogp.com

**Buriram, Sunday, October 06, 2019**





4554 m.

# PTT THAILAND GRAND PRIX

## Warm Up

### Best Partial Times

# Moto2™

*IT* Ideal Lap Time, sum of the best partial times

*BT* Best Lap Time

T1		T2		T3		T4				IT		BT	
Pos	Rider	Time	Rider	Time	Rider	Time	Rider	Time	Pos	Rider	IT	BT	
1	B.BINDER	20.651	A.MARQUEZ	27.679	A.FERNANDEZ	23.330	B.BINDER	23.912	1	L.MARINI	1'35.732	1'35.910	(1)
2	A.MARQUEZ	20.653	L.MARINI	27.719	L.MARINI	23.360	R.GARDNER	23.980	2	B.BINDER	1'35.744	1'35.918	(2)
3	M.BEZZECCHI	20.654	B.BINDER	27.751	F.DI GIANNANTO	23.407	L.MARINI	23.989	3	A.FERNANDEZ	1'35.966	1'36.226	(4)
4	L.MARINI	20.664	S.CHANTRA	27.766	B.BINDER	23.430	J.MARTIN	24.010	4	A.MARQUEZ	1'36.002	1'36.002	(3)
5	T.LUTHI	20.701	A.FERNANDEZ	27.797	J.NAVARRO	23.465	I.LECUONA	24.039	5	T.LUTHI	1'36.137	1'36.316	(7)
6	N.BULEGA	20.710	T.LUTHI	27.819	J.MARTIN	23.468	S.CHANTRA	24.039	6	S.CHANTRA	1'36.139	1'36.369	(10)
7	E.BASTIANINI	20.714	I.LECUONA	27.829	S.MANZI	23.474	T.LUTHI	24.066	7	I.LECUONA	1'36.155	1'36.344	(8)
8	A.LOCATELLI	20.720	F.DI GIANNANTO	27.834	I.LECUONA	23.478	A.FERNANDEZ	24.067	8	J.MARTIN	1'36.210	1'36.273	(6)
9	T.NAGASHIMA	20.733	J.MARTIN	27.835	A.LOCATELLI	23.492	J.NAVARRO	24.081	9	T.NAGASHIMA	1'36.211	1'36.244	(5)
10	J.NAVARRO	20.756	M.PASINI	27.837	N.BULEGA	23.495	A.LOCATELLI	24.095	10	J.NAVARRO	1'36.232	1'36.370	(11)
11	L.BALDASSARRI	20.768	T.NAGASHIMA	27.876	T.NAGASHIMA	23.501	T.NAGASHIMA	24.101	11	A.LOCATELLI	1'36.249	1'36.405	(13)
12	A.FERNANDEZ	20.772	E.BASTIANINI	27.887	R.GARDNER	23.511	L.BALDASSARRI	24.103	12	R.GARDNER	1'36.252	1'36.368	(9)
13	S.CHANTRA	20.788	M.BEZZECCHI	27.889	S.LOWES	23.514	S.MANZI	24.103	13	S.MANZI	1'36.271	1'36.458	(14)
14	R.GARDNER	20.795	M.SCHROTTER	27.890	L.BALDASSARRI	23.524	A.MARQUEZ	24.123	14	N.BULEGA	1'36.285	1'36.473	(16)
15	M.SCHROTTER	20.796	S.MANZI	27.891	E.BASTIANINI	23.529	F.DI GIANNANTO	24.149	15	L.BALDASSAR	1'36.296	1'36.495	(17)
16	X.VIERGE	20.799	L.BALDASSARRI	27.901	S.CHANTRA	23.546	X.VIERGE	24.150	16	E.BASTIANINI	1'36.317	1'36.401	(12)
17	S.MANZI	20.803	N.BULEGA	27.912	A.MARQUEZ	23.547	B.BENDSNEYDE	24.155	17	F.DI GIANNAN	1'36.343	1'36.470	(15)
18	I.LECUONA	20.809	J.NAVARRO	27.930	T.LUTHI	23.551	M.PASINI	24.159	18	M.BEZZECCHI	1'36.420	1'36.841	(22)
19	S.LOWES	20.819	A.LOCATELLI	27.942	D.AEGERTER	23.554	N.BULEGA	24.168	19	X.VIERGE	1'36.504	1'36.806	(21)
20	D.AEGERTER	20.893	X.VIERGE	27.942	X.VIERGE	23.613	E.BASTIANINI	24.187	20	S.LOWES	1'36.539	1'36.727	(20)
21	J.MARTIN	20.897	R.GARDNER	27.966	M.SCHROTTER	23.636	M.BEZZECCHI	24.210	21	M.SCHROTTE	1'36.546	1'36.550	(18)
22	M.PASINI	20.926	S.LOWES	27.983	B.BENDSNEYDE	23.646	S.LOWES	24.223	22	D.AEGERTER	1'36.669	1'36.858	(23)
23	A.NORRODIN	20.943	D.AEGERTER	27.992	M.BEZZECCHI	23.667	M.SCHROTTER	24.224	23	M.PASINI	1'36.683	1'36.683	(19)
24	F.DI GIANNANTO	20.953	B.BENDSNEYDE	28.029	J.DIXON	23.705	D.AEGERTER	24.230	24	B.BENDSNEY	1'36.808	1'37.068	(24)

These data/results cannot be reproduced, stored and/or transmitted in whole or in part by any manner of electronic, mechanical, photocopying, recording, broadcasting or otherwise now known or herein after developed without the previous express consent by the copyright owner, except for reproduction in daily press and regular printed publications on sale to the public within 60 days of the event related to those data/results and always provided that copyright symbol appears together as follows below.  
© DORNA, 2019





4554 m.

# PTT THAILAND GRAND PRIX

## Warm Up

### Best Partial Times

*IT* Ideal Lap Time, sum of the best partial times

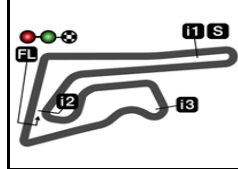
*BT* Best Lap Time

<b>T1</b>			<b>T2</b>			<b>T3</b>			<b>T4</b>				
<i>Pos</i>	<i>Rider</i>	<i>Time</i>	<i>Rider</i>	<i>Time</i>	<i>Rider</i>	<i>Time</i>	<i>Rider</i>	<i>Time</i>	<i>Pos</i>	<i>Rider</i>	<i>IT</i>	<i>BT</i>	
25	D.EKKY PRATAM	20.956	J.DIXON	28.068	M.PASINI	23.761	D.EKKY PRATAM	24.239	25	J.DIXON	1'37.079	1'37.190 (25)	
26	J.DIXON	<b>20.965</b>	J.ROBERTS	<b>28.179</b>	J.ROBERTS	<b>23.771</b>	J.DIXON	<b>24.341</b>	26	D.EKKY PRATAM	1'37.296	1'37.756 (27)	
27	B.BENDSNEYDE	20.978	D.EKKY PRATAM	28.302	D.EKKY PRATAM	23.799	J.ROBERTS	24.372	27	J.ROBERTS	1'37.421	1'37.464 (26)	
28	P.OETTL	<b>20.992</b>	P.OETTL	<b>28.329</b>	J.RAFFIN	<b>23.808</b>	J.RAFFIN	<b>24.390</b>	28	J.RAFFIN	1'37.635	1'37.866 (28)	
29	L.TULOVIC	21.069	J.RAFFIN	28.335	P.OETTL	23.938	X.CARDELUS	24.470	29	P.OETTL	1'37.866	1'37.961 (29)	
30	J.ROBERTS	<b>21.099</b>	X.CARDELUS	<b>28.404</b>	X.CARDELUS	<b>23.944</b>	L.TULOVIC	<b>24.533</b>	30	X.CARDELUS	1'37.928	1'38.029 (30)	
31	J.RAFFIN	21.102	A.NORRODIN	28.438	A.NORRODIN	24.040	A.NORRODIN	24.556	31	A.NORRODIN	1'37.977	1'38.339 (31)	
32	X.CARDELUS	<b>21.110</b>	L.TULOVIC	<b>28.639</b>	L.TULOVIC	<b>24.266</b>	P.OETTL	<b>24.607</b>	32	L.TULOVIC	1'38.507	1'38.886 (32)	

These data/results cannot be reproduced, stored and/or transmitted in whole or in part by any manner of electronic, mechanical, photocopying, recording, broadcasting or otherwise now known or herein after developed without the previous express consent by the copyright owner, except for reproduction in daily press and regular printed publications on sale to the public within 60 days of the event related to those data/results and always provided that copyright symbol appears together as follows below.  
© DORNA, 2019


Official MotoGP Timing by   
www.motogp.com





4554 m.

**PTT THAILAND GRAND PRIX**  
**Warm Up**  
**Fastest Laps Sequence**

<i>Practice Time</i>	 <i>Rider</i>	<i>Nation</i>	<i>Motorcycle</i>	<i>Time</i>	<i>Km/h</i>	<i>Rider's Lap</i>
3'16.354	35 Somkiat CHANTRA	THA	KALEX	1'37.753	167.7	2
3'31.678	11 Nicolo BULEGA	ITA	KALEX	1'37.720	167.7	2
3'32.347	41 Brad BINDER	RSA	KTM	1'37.119	168.8	2
3'32.768	27 Iker LECUONA	SPA	KTM	1'37.060	168.9	2
4'06.025	73 Alex MARQUEZ	SPA	KALEX	1'37.054	168.9	2
4'53.099	35 Somkiat CHANTRA	THA	KALEX	1'36.745	169.4	3
5'08.356	11 Nicolo BULEGA	ITA	KALEX	1'36.678	169.5	3
5'08.925	41 Brad BINDER	RSA	KTM	1'36.578	169.7	3
5'09.183	27 Iker LECUONA	SPA	KTM	1'36.415	170.0	3
6'45.311	41 Brad BINDER	RSA	KTM	1'36.386	170.0	4
6'45.527	27 Iker LECUONA	SPA	KTM	1'36.344	170.1	4
8'21.426	41 Brad BINDER	RSA	KTM	1'36.115	170.5	5
11'32.933	10 Luca MARINI	ITA	KALEX	1'35.910	170.9	7

These data/results cannot be reproduced, stored and/or transmitted in whole or in part by any manner of electronic, mechanical, photocopying, recording, broadcasting or otherwise now known or herein after developed without the previous express consent by the copyright owner, except for reproduction in daily press and regular printed publications on sale to the public within 60 days of the event related to those data/results and always provided that copyright symbol appears together as follows below.

© DORNA, 2019

Official MotoGP Timing by TISSOT  
 www.motogp.com

Buriram, Sunday, October 06, 2019

