

4554 m.

PTT THAILAND GRAND PRIX
Free Practice Nr. 3
Classification

10

	Rider	Nation	Team	Motorcycle	Time	Lap Total	Gap	Top Speed
1	4 Andrea DOVIZIOSO	ITA	Ducati Team	DUCATI	1'36.250	13 13		319.5
2	21 Franco MORBIDELLI	ITA	Petronas Yamaha SRT	YAMAHA	1'37.074	16 16	0.824 0.824	317.6
3	42 Alex RINS	SPA	Team SUZUKI ECSTAR	SUZUKI	1'37.644	14 14	1.394 0.570	317.6
4	93 Marc MARQUEZ	SPA	Repsol Honda Team	HONDA	1'38.864	11 13	2.614 1.220	314.8
5	12 Maverick VIÑALES	SPA	Monster Energy Yamaha MotoGP	YAMAHA	1'38.949	14 14	2.699 0.085	305.9
6	17 Karel ABRAHAM	CZE	Reale Avintia Racing	DUCATI	1'39.057	14 14	2.807 0.108	304.2
7	35 Cal CRUTCHLOW	GBR	LCR Honda CASTROL	HONDA	1'39.502	14 14	3.252 0.445	295.8
8	36 Joan MIR	SPA	Team SUZUKI ECSTAR	SUZUKI	1'39.926	14 14	3.676 0.424	308.5
9	20 Fabio QUARTARARO	FRA	Petronas Yamaha SRT	YAMAHA	1'40.019	11 14	3.769 0.093	314.8
10	88 Miguel OLIVEIRA	POR	Red Bull KTM Tech 3	KTM	1'40.152	12 14	3.902 0.133	294.2
11	46 Valentino ROSSI	ITA	Monster Energy Yamaha MotoGP	YAMAHA	1'40.232	14 16	3.982 0.080	312.1
12	43 Jack MILLER	AUS	Pramac Racing	DUCATI	1'40.289	11 12	4.039 0.057	309.4
13	82 Mika KALLIO	FIN	Red Bull KTM Factory Racing	KTM	1'40.389	12 13	4.139 0.100	300.0
14	30 Takaaki NAKAGAMI	JPN	LCR Honda IDEMITSU	HONDA	1'40.463	16 16	4.213 0.074	302.5
15	99 Jorge LORENZO	SPA	Repsol Honda Team	HONDA	1'40.886	12 13	4.636 0.423	313.9
16	63 Francesco BAGNAIA	ITA	Pramac Racing	DUCATI	1'41.251	10 15	5.001 0.365	313.0
17	53 Tito RABAT	SPA	Reale Avintia Racing	DUCATI	1'41.351	15 16	5.101 0.100	308.5
18	55 Hafizh SYAHRIN	MAL	Red Bull KTM Tech 3	KTM	1'41.409	14 14	5.159 0.058	309.4
19	9 Danilo PETRUCCI	ITA	Ducati Team	DUCATI	1'41.570	8 9	5.320 0.161	307.6
20	29 Andrea IANNONE	ITA	Aprilia Racing Team Gresini	APRILIA	1'42.301	8 8	6.051 0.731	300.8
21	44 Po ESPARGARO	SPA	Red Bull KTM Factory Racing	KTM	1'42.559	6 10	6.309 0.258	297.5
Not qualified (Out 107%)					1'42.987			
	41 Aleix ESPARGARO	SPA	Aprilia Racing Team Gresini	APRILIA	1'45.425	3 5	9.175 2.866	287.2

Practice condition: Wet
Air: 27°
Humidity: 87%
Ground: 37°

Fastest Lap:	Lap: 13	Andrea DOVIZIOSO	1'36.250	170.3 Km/h
Best Race Lap:	2018	Marc MARQUEZ	1'31.471	179.2 Km/h
All Time Lap Record:	2018	Marc MARQUEZ	1'30.031	182.0 Km/h

The results are provisional until the end of the limit for protest and appeals.

Time limit for protest expires 30' after publication of the results - Time:

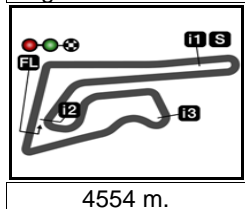
These data/results cannot be reproduced, stored and/or transmitted in whole or in part by any manner of electronic, mechanical, photocopying, recording, broadcasting or otherwise now known or herein after developed without the previous express consent by the copyright owner, except for reproduction in daily press and regular printed publications on sale to the public within 60 days of the event related to those data/results and always provided that copyright symbol appears together as follows below.

© DORNA, 2019

Official MotoGP Timing by **TISSOT**
 www.motogp.com




Buriram, Saturday, October 05, 2019



PTT THAILAND GRAND PRIX
Free Practice Nr. 3
Combined Free Practice Times

11

	Rider	Nation	Team	MOTORCYCLE	FP1	FP2	FP3	Gap
1	20 F.QUARTARARO	FRA	Petronas Yamaha SRT	YAMAHA	1'31.170 19	1'30.404 21	1'40.019 11	
2	12 M.VIÑALES	SPA	Monster Energy Yamaha MotoGP	YAMAHA	1'30.979 21	1'30.597 18	1'38.949 14	0.193 0.193
3	21 F.MORBIDELLI	ITA	Petronas Yamaha SRT	YAMAHA	1'31.569 20	1'30.625 19	1'37.074 16	0.221 0.028
4	43 J.MILLER	AUS	Pramac Racing	DUCATI	1'31.227 18	1'30.698 17	1'40.289 11	0.294 0.073
5	46 V.ROSSI	ITA	Monster Energy Yamaha MotoGP	YAMAHA	1'31.482 20	1'30.733 20	1'40.232 14	0.329 0.035
6	93 M.MARQUEZ	SPA	Repsol Honda Team	HONDA	1'31.187 5	1'30.891 3	1'38.864 11	0.487 0.158
7	41 A.ESPARGARO	SPA	Aprilia Racing Team Gresini	APRILIA	1'31.865 17	1'31.007 16	1'45.425 3	0.603 0.116
8	4 A.DOVIZIOSO	ITA	Ducati Team	DUCATI	1'31.205 20	1'31.027 20	1'36.250 13	0.623 0.020
9	36 J.MIR	SPA	Team SUZUKI ECSTAR	SUZUKI	1'31.753 21	1'31.086 17	1'39.926 14	0.682 0.059
10	42 A.RINS	SPA	Team SUZUKI ECSTAR	SUZUKI	1'31.847 19	1'31.094 22	1'37.644 14	0.690 0.008
11	9 D.PETRUCCI	ITA	Ducati Team	DUCATI	1'31.593 17	1'31.115 18	1'41.570 8	0.711 0.021
12	63 F.BAGNAIA	ITA	Pramac Racing	DUCATI	1'31.799 19	1'31.154 18	1'41.251 10	0.750 0.039
13	35 C.CRUTCHLOW	GBR	LCR Honda CASTROL	HONDA	1'32.554 13	1'31.344 18	1'39.502 14	0.940 0.190
14	30 T.NAKAGAMI	JPN	LCR Honda IDEMITSU	HONDA	1'31.947 19	1'31.424 20	1'40.463 16	1.020 0.080
15	44 P.ESPARGARO	SPA	Red Bull KTM Factory Racing	KTM	1'31.895 20	1'31.499 20	1'42.559 6	1.095 0.075
16	29 A.IANNONE	ITA	Aprilia Racing Team Gresini	APRILIA	1'32.239 17	1'31.512 17	1'42.301 8	1.108 0.013
17	17 K.ABRAHAM	CZE	Reale Avintia Racing	DUCATI	1'33.129 17	1'31.588 18	1'39.057 14	1.184 0.076
18	53 T.RABAT	SPA	Reale Avintia Racing	DUCATI	1'32.280 21	1'31.932 20	1'41.351 15	1.528 0.344
19	88 M.OLIVEIRA	POR	Red Bull KTM Tech 3	KTM	1'32.524 15	1'31.936 14	1'40.152 12	1.532 0.004
20	99 J.LORENZO	SPA	Repsol Honda Team	HONDA	1'32.838 19	1'31.949 19	1'40.886 12	1.545 0.013
21	82 M.KALLIO	FIN	Red Bull KTM Factory Racing	KTM	1'32.877 9	1'31.991 19	1'40.389 12	1.587 0.042
22	55 H.SYHRIN	MAL	Red Bull KTM Tech 3	KTM	1'33.033 16	1'32.584 17	1'41.409 14	2.180 0.593

Pole Position Record:	2018	Marc MARQUEZ	1'30.088	181.9 Km/h
Best Race Lap:	2018	Marc MARQUEZ	1'31.471	179.2 Km/h
All Time Lap Record:	2018	Marc MARQUEZ	1'30.031	182.0 Km/h

The results are provisional until the end of the limit for protest and appeals.

Time limit for protest expires 60' after publication of the results - Mr. Time:

These data/results cannot be reproduced, stored and/or transmitted in whole or in part by any manner of electronic, mechanical, photocopying, recording, broadcasting or otherwise now known or herein after developed without the previous express consent by the copyright owner, except for reproduction in daily press and regular printed publications on sale to the public within 60 days of the event related to those data/results and always provided that copyright symbol appears together as follows below.

© DORNA, 2019

Official MotoGP Timing by **TISSOT**
 www.motogp.com

Buriram, Saturday, October 05, 2019





4554 m.

PTT THAILAND GRAND PRIX

Free Practice Nr. 3

Top Speed & Average

12



Rider	Nation	Motorcycle	Top 5 speeds					Average	Top
4 Andrea DOVIZIOSO	ITA	DUCATI	319.5	316.7	305.9	297.5	296.7	307.3	319.5
21 Franco MORBIDELLI	ITA	YAMAHA	317.6	314.8	310.3	305.0	302.5	308.8	317.6
42 Alex RINS	SPA	SUZUKI	317.6	310.3	307.6	305.0	302.5	308.6	317.6
20 Fabio QUARTARARO	FRA	YAMAHA	314.8	310.3	308.5	308.5	306.8	309.8	314.8
93 Marc MARQUEZ	SPA	HONDA	314.8	307.6	300.8	299.1	295.0	303.5	314.8
99 Jorge LORENZO	SPA	HONDA	313.9	313.9	312.1	305.9	301.6	309.5	313.9
63 Francesco BAGNAIA	ITA	DUCATI	313.0	304.2	297.5	293.4	291.8	300.0	313.0
46 Valentino ROSSI	ITA	YAMAHA	312.1	302.5	300.0	299.1	299.1	302.6	312.1
43 Jack MILLER	AUS	DUCATI	309.4	307.6	306.8	304.2	303.3	306.3	309.4
55 Hafizh SYAHRIN	MAL	KTM	309.4	306.8	304.2	295.8	289.5	301.1	309.4
36 Joan MIR	SPA	SUZUKI	308.5	303.3	297.5	294.2	289.5	297.1	308.5
53 Tito RABAT	SPA	DUCATI	308.5	306.8	301.6	301.6	297.5	303.2	308.5
9 Danilo PETRUCCI	ITA	DUCATI	307.6	306.8	302.5	293.4	282.7	298.6	307.6
12 Maverick VIÑALES	SPA	YAMAHA	305.9	301.6	289.5	287.2	287.2	294.3	305.9
17 Karel ABRAHAM	CZE	DUCATI	304.2	303.3	294.2	291.1	284.2	295.4	304.2
30 Takaaki NAKAGAMI	JPN	HONDA	302.5	300.8	300.8	300.0	296.7	300.2	302.5
29 Andrea IANNONE	ITA	APRILIA	300.8	290.3	274.1	253.5	251.1	274.0	300.8
82 Mika KALLIO	FIN	KTM	300.0	291.8	290.3	288.0	272.0	288.4	300.0
44 Po ESPARGARO	SPA	KTM	297.5	294.2	282.7	272.7	267.3	282.9	297.5
35 Cal CRUTCHLOW	GBR	HONDA	295.8	290.3	288.0	288.0	282.7	289.0	295.8
88 Miguel OLIVEIRA	POR	KTM	294.2	289.5	280.5	272.0	270.6	281.4	294.2
41 Aleix ESPARGARO	SPA	APRILIA	287.2	279.0	271.3	227.8	206.8	254.4	287.2

These data/results cannot be reproduced, stored and/or transmitted in whole or in part by any manner of electronic, mechanical, photocopying, recording, broadcasting or otherwise now known or herein after developed without the previous express consent by the copyright owner, except for reproduction in daily press and regular printed publications on sale to the public within 60 days of the event related to those data/results and always provided that copyright symbol appears together as follows below.

© DORNA, 2019

Official MotoGP Timing by TISSOT
www.motogp.com



Buriram, Saturday, October 05, 2019



Results and timing service provided by TISSOT

MotoGP™

PTT THAILAND GRAND PRIX

Free Practice Nr. 3

Chronological Analysis of Performances

13

* Lap / Sector time cancelled **T1** Time from finish line to 1st intermediate **T3** Time from 2nd intermed. to 3rd intermed.
P Crossing the finish line in pit lane **T2** Time from 1st intermed. to 2nd intermed. **T4** Time from 3rd intermediate to finish line
 **Tyre data subject to further updates

Lap	Lap Time	T1	T2	T3	T4	Speed	Lap	Lap Time	T1	T2	T3	T4	Speed	
1st	4	Andrea DOVIZIOSO DUCATI ITA						16	1'37.074	20.449	28.611	24.074	23.940	317.6
Ducati Team							3rd 42 Alex RINS SUZUKI SPA							
Runs=2 Total laps=13 Full laps=10							Team SUZUKI ECSTAR							
Runs=3 Total laps=14 Full laps=9														
Run #	1	Front Tyre	Wet-Medium	Rear Tyre	Wet-Medium		Run #	1	Front Tyre	Wet-Medium	Rear Tyre	Wet-Medium		
			New Tyre		New Tyre					New Tyre		New Tyre		
1	2'17.150	19.841	34.726	29.968	28.253	192.1	1	2'23.024	18.134	32.914	34.673	28.421	231.2	
2	1'47.472	21.922	30.827	27.838	26.885	261.5	2	1'47.036	21.559	30.765	27.387	27.325	261.5	
3	1'44.373	21.001	29.991	26.728	26.653	284.2	3	1'45.298	20.995	30.430	27.172	26.701	261.5	
4	1'43.615	20.943	29.882	26.515	26.275	279.7	4	1'43.031	20.497	29.772	26.460	26.302	284.9	
5	1'42.493	20.624	29.425	26.179	26.265	291.1	5	1'42.397	20.346	29.355	26.286	26.410	285.7	
6	1'42.064	20.440	29.335	26.017	26.272	297.5	6	2'03.278 P	21.909	33.813	27.909	39.647	274.8	
7	1'46.255	20.998	32.189	26.502	26.566	277.6	Run #	2	Front Tyre	Wet-Medium	Rear Tyre	Wet-Medium		
8	1'42.038	20.424	29.575	25.715	26.324	296.7				6 Laps at start		6 Laps at start		
9	1'59.796 P	20.402	29.801	28.879	40.714	292.6	7	10'34.618	17.043	30.702	26.899	26.269	274.8	
Run #	2	Front Tyre	Slick-Soft	Rear Tyre	Slick-Soft		8	1'41.021	20.344	28.870	25.994	25.813	305.0	
			5 Laps at start		5 Laps at start		9	1'40.429	20.313	28.829	25.629	25.658	301.6	
10	15'03.769	18.951	31.097	27.756	27.447	259.6	10	1'55.117 P	20.436	29.329	26.140	39.212	307.6	
11	1'42.080	21.625	28.969	25.880	25.606	316.7	Run #	3	Front Tyre	Slick-Soft	Rear Tyre	Slick-Soft		
12	1'38.298	20.845	28.225	24.804	24.424	305.9				New Tyre		New Tyre		
13	1'36.250	20.335	27.653	24.293	23.969	319.5	11	3'01.572	20.427			27.540	277.6	
2nd	21	Franco MORBIDELLI YAMAHA ITA						12	1'44.162	21.878	29.813	26.329	26.142	302.5
Petronas Yamaha SRT							Repsol Honda Team							
Runs=3 Total laps=16 Full laps=10							Runs=3 Total laps=13 Full laps=8							
Run #	1	Front Tyre	Wet-Medium	Rear Tyre	Wet-Medium		Run #	1	Front Tyre	Wet-Medium	Rear Tyre	Wet-Medium		
			New Tyre		New Tyre					New Tyre		New Tyre		
1	2'22.749	18.467	32.994	28.023	27.025	214.7	1	2'30.682	17.939	31.970	28.078	27.261	227.3	
2	1'46.709	21.669	30.706	27.220	27.114	257.1	2	1'43.271	20.750	29.718	26.416	26.387	274.1	
3	1'44.769 *	21.165	30.393*	26.876	26.335	264.7	3	1'42.011	20.364	29.444	26.034	26.169	293.4	
4	1'43.202	20.858	29.904	26.102	26.338	286.4	4	1'41.835	20.701	29.027	26.105	26.002	284.9	
5	1'42.177	20.740	29.347	25.928	26.162	302.5	5	1'48.289	20.426	34.433	26.749	26.681	299.1	
6	1'55.599	22.878	35.014	30.006	27.701	265.3	6	1'48.244	20.213	29.360	31.365	27.306	300.8	
7	1'42.727	20.727	29.681	26.125	26.194	288.0	7	1'41.873	20.357	29.479	26.045	25.992	288.7	
8	1'41.755	20.518	29.250	25.945	26.042	302.5	8	1'41.778	20.470	29.271	25.984	26.053	295.0	
9	2'04.660 P	23.191	31.388	27.826	42.255	224.5	9	2'02.511 P	22.127	31.553	27.993	40.838	263.4	
Run #	2	Front Tyre	Wet-Medium	Rear Tyre	Wet-Medium		Run #	2	Front Tyre	Wet-Medium	Rear Tyre	Wet-Medium		
			9 Laps at start		9 Laps at start					9 Laps at start		9 Laps at start		
10	7'47.755	18.231	30.128	26.174	25.891	264.7	10	10'58.659	20.573	31.222	27.070	28.710	226.4	
11	1'41.256	20.443	29.399	25.844	25.570	305.0	11	1'38.864	20.255	28.224	25.131	25.254	307.6	
12	1'40.137	20.255	28.727	25.450	25.705	310.3	12	1'52.091 P	20.185	28.126	25.169	38.611	314.8	
13	2'01.239 P	23.961	31.038	28.468	37.772	208.0								
Run #	3	Front Tyre	Slick-Soft	Rear Tyre	Slick-Soft									
			New Tyre		6 Laps at start									
14	2'55.899	21.538	30.825	26.452	25.169	262.1								
15	1'37.593	20.656	28.041	24.570	24.326	314.8								

Fastest Lap: Andrea DOVIZIOSO Ducati Team ITA **1'36.250** 20.335 27.653 24.293 23.969

These data/results cannot be reproduced, stored and/or transmitted in whole or in part by any manner of electronic, mechanical, photocopying, recording, broadcasting or otherwise now known or herein after developed without the previous express consent by the copyright owner, except for reproduction in daily press and regular printed publications on sale to the public within 60 days of the event related to those data/results and always provided that copyright symbol appears together as follows below.
 © DORNA, 2019



Free Practice Nr. 3

MotoGP

Lap	Lap Time	T1	T2	T3	T4	Speed	Lap	Lap Time	T1	T2	T3	T4	Speed
Run # 3	Front Tyre Wet-Medium		Rear Tyre Wet-Medium				2	1'50.053	22.161	31.420	28.499	27.973	249.4
	12 Laps at start		12 Laps at start				3	1'46.664	21.422	30.576	27.549	27.117	266.6
13	5'35.267	23.126	32.896	27.265	26.837	179.7	4	1'44.577	21.013	30.191	26.751	26.622	270.0
5							5	2'02.120 P	20.962	30.236	28.823	42.099	273.4
5th	12	Maverick VIÑALES		YAMAHA	SPA								
		Monster Energy Yamaha MotoGP											
		Runs=2	Total laps=14	Full laps=11									
Run # 1	Front Tyre Wet-Medium		Rear Tyre Wet-Medium				Run # 2	Front Tyre Wet-Medium		Rear Tyre Wet-Medium			
	New Tyre		New Tyre					5 Laps at start		5 Laps at start			
1	2'38.254	18.460	31.548	28.278	27.438	246.5	6	8'34.832	17.390	30.961	27.363	26.659	252.3
2	1'46.095	21.312	30.821	27.167	26.795	272.7	7	1'42.727	20.786	29.747	26.081	26.113	282.7
3	1'44.224	21.014	30.129	26.752	26.329	280.5	8	1'42.157	20.921	29.511	25.960	25.765	288.0
4	1'43.126	20.575	30.009	26.354	26.188	285.7	9	1'41.105	20.623	29.061	25.787	25.634	278.3
5	1'42.478	20.657	29.756	26.097	25.968	287.2	10	1'40.751	20.587	29.042	25.621	25.501	288.0
6	1'47.105	20.626	29.459	31.152	25.868	301.6	11	1'40.486	20.478	28.860	25.537	25.611	290.3
7	1'41.853	20.458	29.553	25.862	25.980	287.2	12	2'00.122 P	23.125	30.596	26.986	39.415	263.4
8	1'42.078	20.588	29.574	25.877	26.039	282.7	Run # 3	Front Tyre Wet-Medium		Rear Tyre Wet-Medium			
9	1'41.088	20.436	29.386	25.615	25.651	284.9		12 Laps at start		12 Laps at start			
10	2'08.903 P	23.902	33.678	29.788	41.535	265.3	13	4'53.531	17.201	31.745	31.268	26.559	245.4
Run # 2	Front Tyre Wet-Medium		Rear Tyre Wet-Medium				14	1'39.502	20.331	28.536	25.078	25.557	295.8
	10 Laps at start		10 Laps at start										
11	11'32.031	17.521	29.762	25.603	25.355	258.9							
12	1'39.169	20.266	28.710	25.136	25.057	289.5							
13	1'49.307	23.607	31.263	27.170	27.267	220.4							
14	1'38.949	20.238	28.574	25.085	25.052	305.9							
6th	17	Karel ABRAHAM		DUCATI	CZE								
		Reale Avintia Racing											
		Runs=3	Total laps=14	Full laps=9									
Run # 1	Front Tyre Wet-Soft		Rear Tyre Wet-Medium				Run # 1	Front Tyre Wet-Soft		Rear Tyre Wet-Soft			
	New Tyre		New Tyre					New Tyre		New Tyre			
1	2'20.292	20.809	35.737	31.094	29.792	195.6	1	2'32.229	18.098	33.700	30.082	30.235	229.7
2	1'49.516	22.145	31.222	28.474	27.675	252.9	2	1'47.458	21.853	30.897	27.444	27.264	241.6
3	1'50.014	21.490	32.114	29.357	27.053	259.6	3	1'46.207	21.488	30.729	27.017	26.973	253.5
4	1'45.084	21.043	30.400	26.768	26.873	272.7	4	1'44.932	21.059	30.397	26.768	26.708	268.6
5	1'45.744	20.895	30.403	27.532	26.914	281.2	5	2'05.740 P	22.053	34.181	27.321	42.185	255.3
6	1'45.222	20.927	30.586	26.727	26.982	284.2	Run # 2	Front Tyre Wet-Medium		Rear Tyre Wet-Medium			
7	2'02.315 P	21.697	31.637	27.175	41.806	264.0		New Tyre		New Tyre			
Run # 2	Front Tyre Wet-Medium		Rear Tyre Wet-Medium				6	7'07.263	17.310	30.912	27.199	26.474	265.3
	New Tyre		7 Laps at start				7	1'43.206	20.910	29.455	26.646	26.195	289.5
8	8'53.660	18.644	31.566	32.493	26.665	248.2	8	1'41.501	20.802	28.906	25.972	25.821	289.5
9	1'42.741	20.727	29.503	26.193	26.318	294.2	9	1'41.136	20.622	28.858	25.806	25.850	303.3
10	1'41.515	20.565	29.200	25.764	25.986	291.1	10	1'40.879	20.644	28.961	25.508	25.766	294.2
11	2'02.998 P	21.631	30.942	27.389	43.036	270.0	11	1'40.634	20.775	28.805	25.341	25.713	297.5
Run # 3	Front Tyre Slick-Soft		Rear Tyre Slick-Soft				12	1'58.433 P	20.694	30.233	26.941	40.565	286.4
	12 Laps at start		5 Laps at start				Run # 3	Front Tyre Wet-Medium		Rear Tyre Wet-Medium			
12	4'22.269	22.670	33.883	28.059	26.950	240.5		7 Laps at start		7 Laps at start			
13	1'41.876	21.280	29.063	26.063	25.470	303.3	13	6'19.130	24.349	30.378	26.302	25.918	250.5
14	1'39.057	20.711	28.461	25.175	24.710	304.2	14	1'39.926	20.719	28.862	25.024	25.321	308.5
7th	35	Cal CRUTCHLOW		HONDA	GBR								
		LCR Honda CASTROL											
		Runs=3	Total laps=14	Full laps=9									
Run # 1	Front Tyre Wet-Medium		Rear Tyre Wet-Medium				Run # 1	Front Tyre Wet-Medium		Rear Tyre Wet-Medium			
	New Tyre		New Tyre					New Tyre		New Tyre			
1	3'11.920	18.150	33.040	29.317	28.649	233.7	1	6'01.282	22.230	35.692	28.608	27.560	219.9
							2	1'44.778 *	21.189	30.503*	26.592	26.494	281.9
							3	1'43.650	20.629	29.755	26.995	26.271	300.0
							4	1'42.924	20.618	29.497	26.393	26.416	308.5
							5	1'42.865	20.520	29.671	26.285	26.389	300.0
							6	1'42.294	20.538	29.424	26.083	26.249	306.8
							7	2'05.988 P	24.048	31.109	28.540	42.291	273.4

Fastest Lap: Andrea DOVIZIOSO Ducati Team ITA **1'36.250** 20.335 27.653 24.293 23.969

These data/results cannot be reproduced, stored and/or transmitted in whole or in part by any manner of electronic, mechanical, photocopying, recording, broadcasting or otherwise now known or herein after developed without the previous express consent by the copyright owner, except for reproduction in daily press and regular printed publications on sale to the public within 60 days of the event related to those data/results and always provided that copyright symbol appears together as follows below.
© DORNA, 2019



Free Practice Nr. 3

MotoGP

Lap	Lap Time	T1	T2	T3	T4	Speed
Run # 2	<i>Front Tyre</i>		<i>Wet-Medium</i>		<i>Rear Tyre</i>	
			<i>Wet-Medium</i>			
	<i>7 Laps at start</i>				<i>7 Laps at start</i>	
8	8'25.284	17.622	30.813	26.959	26.775	260.2
9	1'41.055	20.466	29.067	25.783	25.739	303.3
10	1'40.274	20.323	28.857	25.500	25.594	308.5
11	1'40.019	20.262	28.784	25.420	25.553	305.0
12	1'53.863	20.283	38.561	28.439	26.580	314.8
13	1'40.308	20.239	28.873	25.526	25.670	310.3
14	1'40.242	20.260	29.000	25.276	25.706	294.2

10th 88 Miguel OLIVEIRA KTM POR
Red Bull KTM Tech 3
Runs=2 Total laps=14 Full laps=10

Run #	Front Tyre	Wet-Medium	Rear Tyre	Wet-Medium	Speed
Run # 1	<i>New Tyre</i>		<i>New Tyre</i>		
1	2'20.839	19.481	33.261	28.517	28.395
2	1'48.280	22.108	31.112	27.838	27.222
3	1'46.425	21.616	30.562	27.149	27.098
4	1'44.231	21.286	30.159	26.276	26.510
5	1'43.472	20.789	30.038	26.337	26.308
6	1'42.951	20.871	30.011	25.994	26.075
7	1'58.098	23.543	40.437	27.387	26.731
8	1'42.631	20.699	29.900	25.980	26.052
9	1'59.955 P	21.363	31.131	27.379	40.082

Run #	Front Tyre	Wet-Medium	Rear Tyre	Wet-Medium	Speed
Run # 2	<i>9 Laps at start</i>		<i>9 Laps at start</i>		
10	7'39.342	18.857	31.317	26.712	27.777
11	1'41.025	20.531	29.426	25.479	25.589
12	1'40.152	20.400	28.916	25.384	25.452
13	1'40.161	20.371	29.035	25.286	25.469
14	1'59.266 P	21.657	31.663	26.293	39.653

11th 46 Valentino ROSSI YAMAHA ITA
Monster Energy Yamaha MotoGP
Runs=3 Total laps=16 Full laps=11

Run #	Front Tyre	Wet-Medium	Rear Tyre	Wet-Medium	Speed
Run # 1	<i>New Tyre</i>		<i>New Tyre</i>		
1	2'21.267	18.110	32.959	28.508	27.732
2	1'48.836	22.008	31.099	27.900	27.829
3	1'48.338	21.391		26.188	259.6
4	1'43.028	20.845	29.986	26.123	26.074
5	1'42.794	20.688	29.471	26.764	25.871
6	1'42.146	20.646	29.675	26.058	25.767
7	1'51.933	25.589	30.243	29.951	26.150
8	1'55.808 P	20.494	29.442	28.231	37.641

Run #	Front Tyre	Wet-Medium	Rear Tyre	Wet-Medium	Speed
Run # 2	<i>8 Laps at start</i>		<i>8 Laps at start</i>		
9	6'59.505	18.520	30.363	26.098	25.801
10	1'44.031	20.562	31.683	25.742	26.044
11	1'40.595	20.523	29.050	25.627	25.395
12	1'41.071	20.627	29.044	25.653	25.747
13	1'47.208	25.165	29.673	26.427	25.943
14	1'40.232	20.653	28.978	25.289	25.312
15	1'56.898 P	21.870	29.661	25.859	39.508

Run #	Front Tyre	Slick-Soft	Rear Tyre	Slick-Soft	Speed
Run # 3	<i>6 Laps at start</i>		<i>6 Laps at start</i>		
15	1'56.898 P	21.870	29.661	25.859	39.508

Lap	Lap Time	T1	T2	T3	T4	Speed
16	2'50.616	19.845	31.926	27.740	26.062	238.4

12th 43 Jack MILLER DUCATI AUS
Pramac Racing
Runs=2 Total laps=12 Full laps=8

Run #	Front Tyre	Wet-Medium	Rear Tyre	Wet-Medium	Speed
Run # 1	<i>New Tyre</i>		<i>New Tyre</i>		
1	2'47.084	17.242	32.440	29.217	27.553
2	1'48.057	22.417	30.165	28.342	27.133
3	1'43.670	20.750	29.817	26.665	26.438
4	1'42.543	20.434	29.342	26.308	26.459
5	1'42.458	20.381	29.494	26.347	26.236
6	1'42.335	20.291	29.400	26.257	26.387
7	1'41.979	20.314	29.326	26.160	26.179
8	1'58.080 P	20.291	29.219	27.355	41.215

Run #	Front Tyre	Wet-Medium	Rear Tyre	Wet-Medium	Speed
Run # 2	<i>8 Laps at start</i>		<i>8 Laps at start</i>		
9	10'01.787	16.972	30.482	27.291	26.527
10	1'40.820	20.403	29.001	25.572	25.844
11	1'40.289	20.331	28.763	25.430	25.765
12	1'55.426 P	20.342	28.699	25.891	40.494

13th 82 Mika KALLIO KTM FIN
Red Bull KTM Factory Racing
Runs=3 Total laps=13 Full laps=8

Run #	Front Tyre	Wet-Soft	Rear Tyre	Wet-Soft	Speed
Run # 1	<i>New Tyre</i>		<i>New Tyre</i>		
1	2'11.994	19.029	33.797	28.459	28.479
2	1'49.112	22.225	31.450	27.644	27.793
3	1'46.655	21.669	30.931	26.770	27.285
4	1'45.700	21.375	30.538	27.063	26.724
5	2'01.693 P	21.135	30.436	26.623	43.499

Run #	Front Tyre	Wet-Medium	Rear Tyre	Wet-Medium	Speed
Run # 2	<i>New Tyre</i>		<i>New Tyre</i>		
6	8'51.022	18.823	31.426	27.035	26.759
7	1'42.959	20.718	29.674	26.111	26.456
8	1'42.423	20.788	29.424	25.813	26.398
9	1'41.193	20.568	29.176	25.402	26.047
10	2'03.074 P	21.865	31.201	27.834	42.174

Run #	Front Tyre	Wet-Medium	Rear Tyre	Wet-Medium	Speed
Run # 3	<i>5 Laps at start</i>		<i>5 Laps at start</i>		
11	6'56.606	17.750	30.034	26.183	25.896
12	1'40.389	20.435	28.828	25.370	25.756
13	1'47.937	22.072	31.828	26.786	27.251

14th 30 Takaaki NAKAGAMI HONDA JPN
LCR Honda IDEMITSU
Runs=2 Total laps=16 Full laps=12

Run #	Front Tyre	Wet-Medium	Rear Tyre	Wet-Medium	Speed
Run # 1	<i>New Tyre</i>		<i>New Tyre</i>		
1	2'30.713	18.486	33.196	28.963	28.235
2	1'50.359	21.628	30.411	31.461	26.859
3	1'45.048	21.054	30.464	26.840	26.690
4	1'48.396 *	20.992	33.526 *	27.097	26.781
5	1'43.946	20.726	30.173	26.480	26.567
6	1'44.919	21.055	30.653	26.641	26.570

Fastest Lap: Andrea DOVIZIOSO	Ducati Team	ITA	1'36.250	20.335	27.653	24.293	23.969
--------------------------------------	-------------	-----	-----------------	--------	--------	--------	--------

These data/results cannot be reproduced, stored and/or transmitted in whole or in part by any manner of electronic, mechanical, photocopying, recording, broadcasting or otherwise now known or herein after developed without the previous express consent by the copyright owner, except for reproduction in daily press and regular printed publications on sale to the public within 60 days of the event related to those data/results and always provided that copyright symbol appears together as follows below.

Free Practice Nr. 3

MotoGP

Lap	Lap Time	T1	T2	T3	T4	Speed	Lap	Lap Time	T1	T2	T3	T4	Speed	
7	1'43.499	20.904	30.001	26.342	26.252	291.8	Run # 3	<i>Front Tyre</i> Slick-Medium	<i>Rear Tyre</i> Slick-Soft					
8	1'45.056	20.709	30.023	27.564	26.760	287.2				16 Laps at start			4 Laps at start	
9	1'43.337	20.805	29.970	26.156	26.406	291.1	14	2'50.884	22.542	30.893	26.723	26.267	260.8	
10	1'42.975	20.729	29.939	26.337	25.970	291.8	15	1'44.107	21.409			25.816	304.2	
11	1'42.286	20.694	29.775	25.853	25.964	300.0	17th 53 Tito RABAT						DUCATI	SPA
12	1'41.637	20.728	29.508	25.589	25.812	296.7	Reale Avintia Racing							
13	1'56.767 P	20.727	30.251	26.327	39.462	302.5				Runs=2	Total laps=16	Full laps=11		
Run # 2	<i>Front Tyre</i> Wet-Medium	<i>Rear Tyre</i> Wet-Medium					Run # 1	<i>Front Tyre</i> Wet-Soft	<i>Rear Tyre</i> Wet-Soft					
			13 Laps at start							New Tyre				
14	8'37.148	20.731	34.135	27.469	26.153	198.8	1	2'18.184	17.853	32.307	29.174	28.349	232.2	
15	1'41.150	20.582	29.212	25.680	25.676	300.8	2	1'47.761	21.829	31.329	27.461	27.142	255.3	
16	1'40.463	20.545	28.947	25.483	25.488	300.8	3	1'46.136	21.374	30.409	27.075	27.278	264.7	
15th 99 Jorge LORENZO						HONDA	SPA							
Repsol Honda Team														
			Runs=3	Total laps=13	Full laps=8					New Tyre				
Run # 1	<i>Front Tyre</i> Wet-Medium	<i>Rear Tyre</i> Wet-Soft					Run # 2	<i>Front Tyre</i> Wet-Medium	<i>Rear Tyre</i> Wet-Medium					
			New Tyre							New Tyre				
1	3'02.270	18.423	33.118	29.797	28.426	248.2	6	5'04.022	18.961	30.630	29.505	27.397	264.0	
2	1'49.220	21.932	31.336	28.315	27.637	288.7	7	1'44.728	20.974	29.851	27.037	26.866	291.8	
3	1'46.417	21.223	30.690	27.727	26.777	294.2	8	1'44.463	20.758	29.618	27.635	26.452	295.0	
4	2'02.641 P	21.117	31.482	28.236	41.806	282.7	9	1'43.348	20.846	29.488	26.693	26.321	306.8	
Run # 2	<i>Front Tyre</i> Wet-Medium	<i>Rear Tyre</i> Wet-Medium					10	1'43.191	20.578	29.353	26.953	26.307	308.5	
			4 Laps at start				11	1'42.962	20.698	29.690	26.441	26.133	297.5	
			New Tyre				12	1'42.357	20.640	29.417	26.253	26.047	301.6	
5	7'30.097	17.110	30.882	30.358	26.746	284.9	13	1'49.188	26.606	29.556	26.355	26.671	267.9	
6	1'44.865	21.021	30.169	27.387	26.288	300.8	14	1'45.623	23.024	29.785	26.580	26.234	269.3	
7	1'44.141	20.750	30.702	26.669	26.020	313.9	15	1'41.351	20.576	29.005	25.919	25.851	301.6	
8	1'42.353	20.742	29.549	26.252	25.810	298.3	16	1'55.773 P	20.785	29.723	25.995	39.270	289.5	
9	2'00.053 P	21.776	30.842	27.095	40.340	279.7	18th 55 Hafizh SYHRIN						KTM	MAL
Run # 3	<i>Front Tyre</i> Wet-Medium	<i>Rear Tyre</i> Wet-Medium					Red Bull KTM Tech 3							
			9 Laps at start							Runs=3	Total laps=14	Full laps=9		
			New Tyre							New Tyre				
10	7'43.887	17.164	29.414	26.687	25.737	301.6	Run # 1	<i>Front Tyre</i> Wet-Medium	<i>Rear Tyre</i> Wet-Medium					
11	1'41.023	20.418	28.833	26.079	25.693	313.9				New Tyre				
12	1'40.886	20.324	29.222	25.910	25.430	305.9	1	2'20.425	21.586	33.753	29.104	28.886	215.1	
13	1'42.278	20.272	29.133	26.639	26.234	312.1	2	1'46.750	21.586	30.725	27.296	27.143	271.3	
16th 63 Francesco BAGNAIA						DUCATI	ITA							
Pramac Racing														
			Runs=3	Total laps=15	Full laps=10					6 Laps at start				
Run # 1	<i>Front Tyre</i> Wet-Medium	<i>Rear Tyre</i> Wet-Medium					Run # 2	<i>Front Tyre</i> Wet-Medium	<i>Rear Tyre</i> Wet-Medium					
			New Tyre							6 Laps at start				
1	2'17.797	18.489	33.770	29.699	28.340	201.1	7	8'38.952	18.869	33.267	27.978	27.905	250.5	
2	1'47.700	21.656	30.812	28.042	27.190	255.3	8	1'43.585	20.998	29.828	26.418	26.341	295.8	
3	1'44.891	21.127	30.312	26.676	26.776	271.3	9	1'42.568	20.910	29.429	26.109	26.120	306.8	
4	1'44.035	20.801	30.110	26.590	26.534	265.3	10	1'55.432	25.002	32.350	30.816	27.264	221.3	
5	1'42.751	20.581	29.813	26.243	26.114	279.0	11	1'42.258	20.765	29.439	25.940	26.114	304.2	
6	1'42.354	20.509	29.682	26.048	26.115	284.9	12	2'16.421 P	27.387	37.654	28.256	43.124	185.8	
7	1'42.633	20.393	29.727	26.119	26.394	279.0	Run # 3	<i>Front Tyre</i> Wet-Medium	<i>Rear Tyre</i> Wet-Medium					
8	1'42.421	20.647	29.701	25.984	26.089	293.4				12 Laps at start				
9	1'41.682	20.532	29.140	25.985	26.025	297.5				12 Laps at start				
10	1'41.251	20.536	29.178	25.708	25.829	291.8	13	4'36.893	21.073	36.933	27.335	26.836	246.0	
11	2'02.023 P	24.438*	30.535	27.205	39.845	239.4	14	1'41.409	20.532	29.297	25.671	25.909	309.4	
Run # 2	<i>Front Tyre</i> Wet-Medium	<i>Rear Tyre</i> Wet-Medium												
			11 Laps at start											
12	9'47.637	19.699	29.492	26.043	26.174	267.3								
13	1'50.435 P	20.296	28.832*	25.267	36.040	313.0								

Fastest Lap: Andrea DOVIZIOSO Ducati Team ITA 1'36.250 20.335 27.653 24.293 23.969

These data/results cannot be reproduced, stored and/or transmitted in whole or in part by any manner of electronic, mechanical, photocopying, recording, broadcasting or otherwise now known or herein after developed without the previous express consent by the copyright owner, except for reproduction in daily press and regular printed publications on sale to the public within 60 days of the event related to those data/results and always provided that copyright symbol appears together as follows below.
© DORNA, 2019

Free Practice Nr. 3

MotoGP

Lap	Lap Time	T1	T2	T3	T4	Speed	Lap	Lap Time	T1	T2	T3	T4	Speed	
19th	9	Danilo PETRUCCI				DUCATI	ITA	Run # 1	<i>Front Tyre</i>	missing data	<i>Rear Tyre</i>	missing data		
		Ducati Team							<i>Laps at start</i>				New Tyre	
		Runs=1		Total laps=9		Full laps=7								
Run # 1	<i>Front Tyre</i>	Wet-Medium	<i>Rear Tyre</i>	Wet-Medium										
		New Tyre		New Tyre										
1	2'18.756	18.247	32.286	29.376	28.218	235.2	1	2'16.090	20.053	35.435	29.691	28.009	206.8	
2	1'46.063	21.449	30.517	27.255	26.842	266.6	2	1'48.349	21.901	31.267	28.181	27.000	279.0	
3	1'44.027	20.967	29.994	26.706	26.360	282.7	3	1'45.425	21.189	30.482	26.899	26.855	287.2	
4	1'43.381	21.021	29.604	26.376	26.380	293.4	4	1'59.931 P	21.114	31.546	28.200	39.071	271.3	
5	1'42.265	20.573	29.257	26.274	26.161	306.8	Run # 2	<i>Front Tyre</i>	Slick-Medium	<i>Rear Tyre</i>	Slick-Soft			
6	1'42.099	20.462	29.451	26.024	26.162	302.5		<i>5 Laps at start</i>		<i>5 Laps at start</i>				
7	1'51.012	23.238	31.083	27.487	29.204	247.1	5	27'51.574	23.674	35.229	30.692	30.426	227.8	
8	1'41.570	20.437	29.263	25.914	25.956	307.6								
9	2'03.502 P	21.644	31.874	27.979	42.005	252.3								

20th	29	Andrea IANNONE				APRILIA	ITA
		Aprilia Racing Team Gresini					
		Runs=3		Total laps=8		Full laps=4	
Run # 1	<i>Front Tyre</i>	Wet-Medium	<i>Rear Tyre</i>	Wet-Medium			
		New Tyre		New Tyre			
1	2'18.887	20.211	36.156	30.925	28.998	211.3	
2	1'49.730	21.860	32.351	28.415	27.104	251.1	
3	1'46.668	21.053	30.920	27.743	26.952	274.1	
4	2'23.822 P			29.006	42.717		
Run # 2	<i>Front Tyre</i>	Slick-Medium	<i>Rear Tyre</i>	Slick-Soft			
		<i>5 Laps at start</i>		<i>5 Laps at start</i>			
5	18'56.339 P	22.809	38.383	37.533	44.501	226.4	
Run # 3	<i>Front Tyre</i>	Slick-Medium	<i>Rear Tyre</i>	Slick-Soft			
		<i>6 Laps at start</i>		<i>6 Laps at start</i>			
6	5'34.871	19.702	34.229	30.922	27.963	253.5	
7	1'47.042	22.165	30.212	28.157	26.508	290.3	
8	1'42.301	20.994	29.248	26.452	25.607	300.8	

21st	44	Poi ESPARGARO				KTM	SPA
		Red Bull KTM Factory Racing					
		Runs=3		Total laps=10		Full laps=4	
Run # 1	<i>Front Tyre</i>	Wet-Soft	<i>Rear Tyre</i>	Wet-Soft			
		New Tyre		New Tyre			
1	2'16.587	19.945	34.521	29.572	28.048	190.1	
2	1'46.907	22.256	30.648	27.361	26.642	267.3	
3	1'45.009	21.418	30.156	26.777	26.658	282.7	
4	1'59.705 P	21.477	30.342	29.514	38.372	272.7	
Run # 2	<i>Front Tyre</i>	Wet-Medium	<i>Rear Tyre</i>	Wet-Medium			
		New Tyre		New Tyre			
5	8'09.040	17.498	31.140	27.212	26.403	264.0	
6	1'42.559	20.676	29.664	26.214	26.005	294.2	
7	2'07.661 P	23.182	34.350	28.336	41.793	232.2	
Run # 3	<i>Front Tyre</i>	Wet-Medium	<i>Rear Tyre</i>	Wet-Medium			
		<i>3 Laps at start</i>		<i>3 Laps at start</i>			
8	12'39.827	17.867	34.966	26.419	26.077	231.7	
9	1'50.443	24.459	32.801	26.592	26.591	209.3	
10	1'54.517 P	20.477	28.771	25.338	39.931	297.5	

22nd	41	Aleix ESPARGARO				APRILIA	SPA
		Aprilia Racing Team Gresini					
		Runs=2		Total laps=5		Full laps=2	

Fastest Lap:	Andrea DOVIZIOSO	Ducati Team	ITA	1'36.250	20.335	27.653	24.293	23.969
---------------------	------------------	-------------	-----	-----------------	--------	--------	--------	--------

These data/results cannot be reproduced, stored and/or transmitted in whole or in part by any manner of electronic, mechanical, photocopying, recording, broadcasting or otherwise now known or herein after developed without the previous express consent by the copyright owner, except for reproduction in daily press and regular printed publications on sale to the public within 60 days of the event related to those data/results and always provided that copyright symbol appears together as follows below.
© DORNA, 2019





4554 m.

PTT THAILAND GRAND PRIX

Free Practice Nr. 3

Best Partial Times

MotoGP™

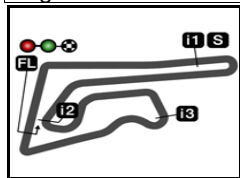
IT Ideal Lap Time, sum of the best partial times

BT Best Lap Time

T1		T2		T3		T4				<i>IT</i>	<i>BT</i>	
Pos	Rider	Time	Rider	Time	Rider	Time	Rider	Time	Pos	Rider		
1	A.RINS	20.131	A.DOVIZIOSO	27.653	F.MORBIDELLI	24.074	F.MORBIDELLI	23.940	1	A.DOVIZIOSO	1'36.250	1'36.250 (1)
2	M.MARQUEZ	20.185	F.MORBIDELLI	28.041	A.DOVIZIOSO	24.293	A.DOVIZIOSO	23.969	2	F.MORBIDELLI	1'36.310	1'37.074 (2)
3	M.VIÑALES	20.238	A.RINS	28.066	A.RINS	24.797	A.RINS	24.650	3	A.RINS	1'37.644	1'37.644 (3)
4	F.QUARTARARO	20.239	M.MARQUEZ	28.126	J.MIR	25.024	K.ABRAHAM	24.710	4	M.MARQUEZ	1'38.696	1'38.864 (4)
5	F.MORBIDELLI	20.255	K.ABRAHAM	28.461	C.CRUTCHLOW	25.078	M.VIÑALES	25.052	5	K.ABRAHAM	1'38.911	1'39.057 (6)
6	J.LORENZO	20.272	C.CRUTCHLOW	28.536	M.VIÑALES	25.085	M.MARQUEZ	25.254	6	M.VIÑALES	1'38.949	1'38.949 (5)
7	J.MILLER	20.291	M.VIÑALES	28.574	M.MARQUEZ	25.131	V.ROSSI	25.312	7	C.CRUTCHLO	1'39.446	1'39.502 (7)
8	F.BAGNAIA	20.296	J.MILLER	28.699	K.ABRAHAM	25.175	J.MIR	25.321	8	J.MIR	1'39.772	1'39.926 (8)
9	C.CRUTCHLOW	20.331	P.ESPARGARO	28.771	F.BAGNAIA	25.267	J.LORENZO	25.430	9	F.QUARTARAR	1'39.852	1'40.019 (9)
10	A.DOVIZIOSO	20.335	F.QUARTARARO	28.784	F.QUARTARARO	25.276	M.OLIVEIRA	25.452	10	M.OLIVEIRA	1'40.025	1'40.152 (10)
11	M.OLIVEIRA	20.371	J.MIR	28.805	M.OLIVEIRA	25.286	T.NAKAGAMI	25.488	11	V.ROSSI	1'40.073	1'40.232 (11)
12	M.KALLIO	20.435	M.KALLIO	28.828	V.ROSSI	25.289	C.CRUTCHLOW	25.501	12	J.MILLER	1'40.185	1'40.289 (12)
13	D.PETRUCCI	20.437	J.LORENZO	28.833	P.ESPARGARO	25.338	F.QUARTARARO	25.553	13	M.KALLIO	1'40.389	1'40.389 (13)
14	P.ESPARGARO	20.477	M.OLIVEIRA	28.916	M.KALLIO	25.370	A.IANNONE	25.607	14	J.LORENZO	1'40.445	1'40.886 (15)
15	V.ROSSI	20.494	T.NAKAGAMI	28.947	J.MILLER	25.430	M.KALLIO	25.756	15	T.NAKAGAMI	1'40.463	1'40.463 (14)
16	H.SYHRIN	20.532	V.ROSSI	28.978	T.NAKAGAMI	25.483	J.MILLER	25.765	16	F.BAGNAIA	1'40.519	1'41.251 (16)
17	T.NAKAGAMI	20.545	T.RABAT	29.005	H.SYHRIN	25.671	F.BAGNAIA	25.816	17	P.ESPARGAR	1'40.591	1'42.559 (21)
18	K.ABRAHAM	20.565	F.BAGNAIA	29.140	J.LORENZO	25.910	T.RABAT	25.851	18	T.RABAT	1'41.351	1'41.351 (17)
19	T.RABAT	20.576	A.IANNONE	29.248	D.PETRUCCI	25.914	H.SYHRIN	25.909	19	H.SYHRIN	1'41.409	1'41.409 (18)
20	J.MIR	20.622	D.PETRUCCI	29.257	T.RABAT	25.919	D.PETRUCCI	25.956	20	D.PETRUCCI	1'41.564	1'41.570 (19)
21	A.IANNONE	20.994	H.SYHRIN	29.297	A.IANNONE	26.452	P.ESPARGARO	26.005	21	A.IANNONE	1'42.301	1'42.301 (20)
22	A.ESPARGARO	21.114	A.ESPARGARO	30.482	A.ESPARGARO	26.899	A.ESPARGARO	26.855	22	A.ESPARGAR	1'45.350	(-1)

These data/results cannot be reproduced, stored and/or transmitted in whole or in part by any manner of electronic, mechanical, photocopying, recording, broadcasting or otherwise now known or herein after developed without the previous express consent by the copyright owner, except for reproduction in daily press and regular printed publications on sale to the public within 60 days of the event related to those data/results and always provided that copyright symbol appears together as follows below.
© DORNA, 2019





4554 m.

PTT THAILAND GRAND PRIX
Free Practice Nr. 3
Fastest Laps Sequence

<i>Practice Time</i>	 <i>Rider</i>	<i>Nation</i>	<i>Motorcycle</i>	<i>Time</i>	<i>Km/h</i>	<i>Rider's Lap</i>
4'01.106	82 Mika KALLIO	FIN	KTM	1'49.112	150.2	2
4'03.494	44 Poi ESPARGARO	SPA	KTM	1'46.907	153.3	2
4'04.819	9 Danilo PETRUCCI	ITA	DUCATI	1'46.063	154.5	2
4'13.953	93 Marc MARQUEZ	SPA	HONDA	1'43.271	158.7	2
5'55.964	93 Marc MARQUEZ	SPA	HONDA	1'42.011	160.7	3
7'37.799	93 Marc MARQUEZ	SPA	HONDA	1'41.835	160.9	4
14'29.173	9 Danilo PETRUCCI	ITA	DUCATI	1'41.570	161.4	8
16'26.301	12 Maverick VIÑALES	SPA	YAMAHA	1'41.088	162.1	9
23'39.703	42 Alex RINS	SPA	SUZUKI	1'41.021	162.2	8
23'50.551	36 Joan MIR	SPA	SUZUKI	1'40.879	162.5	10
25'18.281	46 Valentino ROSSI	ITA	YAMAHA	1'40.595	162.9	11
25'20.132	42 Alex RINS	SPA	SUZUKI	1'40.429	163.2	9
27'47.401	88 Miguel OLIVEIRA	POR	KTM	1'40.152	163.6	12
27'53.495	21 Franco MORBIDELLI	ITA	YAMAHA	1'40.137	163.7	12
29'18.017	93 Marc MARQUEZ	SPA	HONDA	1'38.864	165.8	11
34'28.226	21 Franco MORBIDELLI	ITA	YAMAHA	1'37.593	167.9	15
36'05.300	21 Franco MORBIDELLI	ITA	YAMAHA	1'37.074	168.8	16
36'25.653	4 Andrea DOVIZIOSO	ITA	DUCATI	1'36.250	170.3	13

These data/results cannot be reproduced, stored and/or transmitted in whole or in part by any manner of electronic, mechanical, photocopying, recording, broadcasting or otherwise now known or herein after developed without the previous express consent by the copyright owner, except for reproduction in daily press and regular printed publications on sale to the public within 60 days of the event related to those data/results and always provided that copyright symbol appears together as follows below.

© DORNA, 2019

