

GRAN PREMIO MOTUL DE LA COMUNITAT VALENCIANA

Race

Classification after 16 laps = 64.08 km

29

Pos		Rider	Nation	Team	Motorcycle	Total Time	Km/h	Gap
1	25	41 Brad BINDER	RSA	Red Bull KTM Ajo	KTM	25'30.766	150.7	
2	20	12 Thomas LUTHI	SWI	Dynavolt Intact GP	KALEX	25'31.501	150.6	0.735
3	16	9 Jorge NAVARRO	SPA	MB Conveyors Speed Up	SPEED UP	25'31.811	150.5	1.045
4	13	62 Stefano MANZI	ITA	MV Agusta Temporary Forward	MV AGUSTA	25'31.951	150.5	1.185
5	11	88 Jorge MARTIN	SPA	Red Bull KTM Ajo	KTM	25'38.832	149.9	8.066
6	10	40 Augusto FERNANDEZ	SPA	FLEXBOX HP 40	KALEX	25'39.077	149.8	8.311
7	9	97 Xavi VIERGE	SPA	EG 0,0 Marc VDS	KALEX	25'40.688	149.7	9.922
8	8	10 Luca MARINI	ITA	SKY Racing Team VR46	KALEX	25'41.851	149.6	11.085
9	7	21 Fabio DI GIANNANTONIO	ITA	MB Conveyors Speed Up	SPEED UP	25'42.505	149.5	11.739
10	6	22 Sam LOWES	GBR	Federal Oil Gresini Moto2	KALEX	25'43.128	149.4	12.362
11	5	54 Mattia PASINI	ITA	Tasca Racing Scuderia Moto2	KALEX	25'47.386	149.0	16.620
12	4	77 Dominique AEGERTER	SWI	MV Agusta Temporary Forward	MV AGUSTA	25'47.926	149.0	17.160
13	3	96 Jake DIXON	GBR	Inde Angel Nieto Team	KTM	25'48.361	148.9	17.595
14	2	33 Enea BASTIANINI	ITA	Italtrans Racing Team	KALEX	25'48.390	148.9	17.624
15	1	87 Remy GARDNER	AUS	ONEXO TKKR SAG Team	KALEX	25'48.601	148.9	17.835
16		23 Marcel SCHROTTER	GER	Dynavolt Intact GP	KALEX	25'48.856	148.9	18.090
17		7 Lorenzo BALDASSARRI	ITA	FLEXBOX HP 40	KALEX	25'49.017	148.9	18.251
18		16 Joe ROBERTS	USA	American Racing KTM	KTM	25'49.200	148.9	18.434
19		72 Marco BEZZECCHI	ITA	Red Bull KTM Tech 3	KTM	25'50.595	148.7	19.829
20		5 Andrea LOCATELLI	ITA	Italtrans Racing Team	KALEX	25'51.044	149.0	20.278
21		45 Tetsuta NAGASHIMA	JPN	ONEXO TKKR SAG Team	KALEX	25'51.064	148.7	20.298
22		11 Nicolo BULEGA	ITA	SKY Racing Team VR46	KALEX	25'51.128	148.7	20.362
23		35 Somkiat CHANTRA	THA	IDEMITSU Honda Team Asia	KALEX	25'51.046	148.7	20.280
24		64 Bo BENDSNEYDER	NED	NTS RW Racing GP	NTS	25'56.498	148.2	25.732
25		20 Dimas EKKY PRATAMA	INA	IDEMITSU Honda Team Asia	KALEX	25'58.945	147.9	28.179
26		65 Philipp OETTL	GER	Red Bull KTM Tech 3	KTM	25'59.158	147.9	28.392
27		70 Tommaso MARCON	ITA	NTS RW Racing GP	NTS	26'03.383	147.5	32.617
28		18 Xavi CARDELUS	AND	Inde Angel Nieto Team	KTM	26'08.047	147.1	37.281
29		47 Adam NORRODIN	MAL	Petronas Sprinta Racing	KALEX	26'08.176	147.1	37.410
30		73 Alex MARQUEZ	SPA	EG 0,0 Marc VDS	KALEX	27'00.110	142.3	1'29.344
Not classified								
		69 Sean Dylan KELLY	USA	American Racing KTM	KTM	22'52.314	147.0	2 laps
		3 Lukas TULOVIC	GER	Kiefer Racing	KTM	8'28.251	141.8	11 laps

The results are provisional until the end of the limit for protest and appeals.

Time limit for protest expires 30' after publication of the results - Time:

These data/results cannot be reproduced, stored and/or transmitted in whole or in part by any manner of electronic, mechanical, photocopying, recording, broadcasting or otherwise now known or herein after developed without the previous express consent by the copyright owner, except for reproduction in daily press and regular printed publications on sale to the public within 60 days of the event related to those data/results and always provided that copyright symbol appears together as follows below.


© DORNA, 2019

GRAN PREMIO MOTUL DE LA COMUNITAT VALENCIANA

Race

Classification after 16 laps = 64.08 km

29

Pos	 Rider	Nation	Team	Motorcycle	Total Time	Km/h	Gap
-----	---	--------	------	------------	------------	------	-----

Race condition: **Dry**

Air: 15°

Humidity: 42%

Ground: 16°

Pole Position:

Fastest Lap (New record):

Best Race Lap:

All Time Lap Record:

	Jorge NAVARRO	1'34.461	152.6 Km/h
Lap 12	Thomas LUTHI	1'34.820	152.0 Km/h
2014	Thomas LUTHI	1'35.312	151.2 Km/h
2019	Jorge NAVARRO	1'34.461	152.6 Km/h

12:35'14

12:48'27

12:50'51

12:52'36

12:59'19 Lukas TULOVIC

13:00'08 Andrea LOCATELLI13:07'35 Xavi CARDELUS13:09'30 Luca MARINI

13:11'27 Alex MARQUEZ

13:12'32 Alex MARQUEZ

13:12'58 Andrea LOCATELLI

13:15'27 Sean Dylan KELLY

13:17'25 Andrea LOCATELLI13:20'35 Somkiat CHANTRA

SIGHTING LAP START

WARM UP LAP START

RACE START

No jump start

entered pits

Track limits warningTrack limits warningTrack limits warning

crashed out - Rider OK

re-joined race

Long lap penalty

crashed out - Rider OK

3 seconds penalty2 position penalty

The results are provisional until the end of the limit for protest and appeals.

Time limit for protest expires 30' after publication of the results - Time:

These data/results cannot be reproduced, stored and/or transmitted in whole or in part by any manner of electronic, mechanical, photocopying, recording, broadcasting or otherwise now known or herein after developed without the previous express consent by the copyright owner, except for reproduction in daily press and regular printed publications on sale to the public within 60 days of the event related to those data/results and always provided that copyright symbol appears together as follows below.

© DORNA, 2019

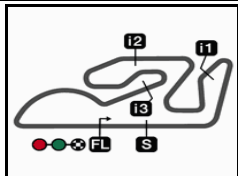
Official MotoGP Timing by TISSOT

www.motogp.com

Cheste, Sunday, November 17, 2019

Page 2 of 2





4005 m.

GRAN PREMIO MOTUL DE LA COMUNITAT VALENCIANA

Moto2™

World Championship Classification

30

Rider		Points	Leader	Previous	QAT	ARG	AME	SPA	FRA	ITA	CAT	NED	GER	CZE	AUT	GBR	RSM	ARA	THA	JPN	AUS	MAL	VAL	
1	MARQUEZ Alex	SPA	262		9	16	11	0	25	25	25	-	25	25	20	-	16	16	11	10	8	20	0	
2	BINDER Brad	RSA	259	3	3	4	10	-	11	13	1	5	20	20	-	25	16	10	25	20	4	25	25	25
3	LUTHI Thomas	SWI	250	12	9	20	-	25	13	10	16	20	13	11	-	10	8	13	10	9	20	16	16	20
4	NAVARRO Jorge	SPA	226	36	24	-	8	16	20	20	9	16	-	8	13	16	20	9	20	0	11	13	11	16
5	FERNANDEZ Augusto	SPA	207	55	19	11	-	-	16	16	11	13	25	10	8	11	25	25	0	13	8	0	5	10
6	MARINI Luca	ITA	190	72	17	8	9	10	8	3	20	10	16	6	11	-	7	5	13	25	25	-	6	8
7	BALDASSARRI Lorenzo	ITA	171	91	19	25	25	-	25	-	13	-	-	9	5	13	9	6	8	0	13	11	9	0
8	SCHROTTER Marcel	GER	137	125	34	16	11	20	1	8	8	9	8	16	10	7	2	-	-	2	7	5	7	0
9	DI GIANNANTONIO Fabio	ITA	108	154	29	5	-	-	4	4	6	-	5	13	20	2	10	20	5	0	5	2	-	7
10	BASTIANINI Enea	ITA	97	165	11	7	7	7	5	9	10	11	-	2	16	-	-	7	0	5	9	0	0	2
11	MARTIN Jorge	SPA	94	168	3	1	-	1	-	0	0	1	-	7	3	9	4	4	7	10	16	20	-	11
12	LECUONA Iker	SPA	90	172	4	-	13	-	6	7	-	-	1	-	6	8	5	0	9	16	-	9	10	-
13	VIERGE Xavi	SPA	81	181	9	6	-	-	10	11	4	8	-	-	0	-	6	8	6	-	-	-	13	9
14	NAGASHIMA Tetsuta	JPN	78	184	3	-	4	4	9	5	2	6	11	4	7	-	11	-	-	1	-	6	8	0
15	GARDNER Remy	AUS	77	185	1	13	20	5	-	-	3	-	-	3	0	-	13	-	3	4	-	10	2	1
16	LOWES Sam	GBR	66	196	11	10	-	9	-	-	7	7	-	5	-	0	-	11	11	-	-	0	-	6
17	BULEGA Nicolo	ITA	48	214	18	-	-	-	7	6	-	3	-	0	9	3	0	-	4	8	-	4	4	0
18	LOCATELLI Andrea	ITA	46	216	2	3	5	6	2	-	0	4	10	1	2	5	1	3	0	3	1	0	0	0
19	MANZI Stefano	ITA	39	223	7	0	-	-	0	1	-	-	9	0	0	0	0	1	2	-	6	7	-	13
20	PASINI Mattia	ITA	35	227	4	-	-	13	-	-	5	-	-	-	-	6	3	-	-	-	-	-	3	5
21	CHANTRA Somkiat	THA	23	239	12	-	6	0	0	-	-	0	-	-	1	4	0	2	0	7	3	-	-	0
22	AEGERTER Dominique	SWI	19	243	4	0	0	2	3	-	0	0	7	0	0	0	0	0	0	0	2	0	1	4
23	BEZZECCHI Marco	ITA	17	245	2	0	0	-	0	0	0	0	6	0	4	0	0	-	1	6	-	-	-	0
24	CORSI Simone	ITA	10	252	7	0	-	8	-	-	-	2	-	0	-	-	-	0	0	-	-	-	-	-
25	DIXON Jake	GBR	7	255	3	-	0	-	-	0	-	-	4	-	0	0	0	0	0	0	0	0	0	3

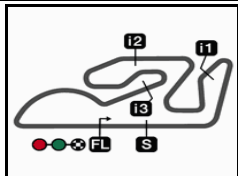
These data/results cannot be reproduced, stored and/or transmitted in whole or in part by any manner of electronic, mechanical, photocopying, recording, broadcasting or otherwise now known or herein after developed without the previous express consent by the copyright owner, except for reproduction in daily press and regular printed publications on sale to the public within 60 days of the event related to those data/results and always provided that copyright symbol appears together as follows below.
© DORNA, 2019

Official MotoGP Timing by TISSOT
www.motogp.com

Cheste, Sunday, November 17, 2019

Page 1 of 3





4005 m.

GRAN PREMIO MOTUL DE LA COMUNITAT VALENCIANA

Moto2™

World Championship Classification

30

Rider		Points	Leader	Previous	QAT	ARG	AME	SPA	FRA	ITA	CAT	NED	GER	CZE	AUT	GBR	RSM	ARA	THA	JPN	AUS	MAL	VAL	
26	BENDSNEYDER Bo	NED	7	255	0	0	2	3	0	-	0	0	-	0	0	1	0	0	0	0	0	1	-	0
27	RAFFIN Jesko	SWI	6	256	1	2	1	0	-	-	-	-	-	-	-	-	-	0	0	0	3	0	-	
28	ROBERTS Joe	USA	4	258	2	0	0	-	0	2	-	0	2	0	-	0	0	0	0	-	0	0	0	0
29	TULOVIC Lukas	GER	3	259	1	0	0	0	0	0	0	3	0	-	0	0	0	0	-	-	0	0	-	
30	PAWI Khairul Idham	MAL	3	259	0	0	3	0	-	-	-	-	-	-	-	-	-	-	-	-	-	-	-	
31	ODENDAAL Steven	RSA	0	262	3	-	-	-	0	-	0	0	0	0	0	0	-	-	-	-	-	-	-	
32	FOLGER Jonas	GER	0	262	0	-	-	-	-	-	0	0	0	0	0	-	-	-	-	-	-	-	-	
33	OETTL Philipp	GER	0	262	0	0	0	0	0	0	-	-	-	0	0	0	0	0	0	0	0	0	0	0
34	EKKY PRATAMA Dimas	INA	0	262	0	0	0	0	-	-	0	0	-	-	-	-	-	-	0	0	0	0	0	0
35	CARDELUS Xavi	AND	0	262	0	0	0	-	0	-	0	0	0	0	0	0	0	0	-	0	0	0	0	0
36	RUIU Gabriele	ITA	0	262	0	-	-	0	-	-	-	-	-	-	-	-	-	0	-	-	-	-	-	
37	NORRODIN Adam	MAL	0	262	0	-	-	-	-	-	-	-	-	-	-	-	-	-	0	0	0	-	0	
38	IZDIHAR Andi Farid	INA	0	262	0	-	-	-	-	-	-	-	-	-	-	-	0	-	-	-	-	-	-	
39	NAGOE Teppei	JPN	0	262	0	-	-	-	-	-	-	-	-	-	0	0	-	-	-	-	-	-	-	
40	MARCON Tommaso	ITA	0	262	0	-	-	-	-	-	-	-	-	-	-	-	-	-	-	-	-	-	-	0
41	SALIM Gerry	INA	0	262	0	-	-	-	-	-	-	-	-	-	-	-	-	0	-	-	-	-	-	

Constructor		Points	Leader	Previous	QAT	ARG	AME	SPA	FRA	ITA	CAT	NED	GER	CZE	AUT	GBR	RSM	ARA	THA	JPN	AUS	MAL	VAL
1	KALEX	442			25	25	25	25	25	25	25	25	25	25	20	25	25	16	25	25	16	20	20
2	KTM	281	161	161	4	13	1	11	13	1	5	20	20	6	25	16	10	25	20	16	25	25	25
3	SPEED UP	259	183	22	5	8	16	20	20	9	16	5	13	20	16	20	20	20	-	11	13	11	16
4	MV AGUSTA	45	397	214	-	-	2	3	1	-	-	9	-	-	-	-	1	2	-	6	7	1	13
5	NTS	11	431	34	2	2	3	-	-	-	-	-	-	-	1	-	-	-	-	-	3	-	-

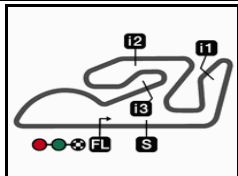
These data/results cannot be reproduced, stored and/or transmitted in whole or in part by any manner of electronic, mechanical, photocopying, recording, broadcasting or otherwise now known or herein after developed without the previous express consent by the copyright owner, except for reproduction in daily press and regular printed publications on sale to the public within 60 days of the event related to those data/results and always provided that copyright symbol appears together as follows below.
© DORNA, 2019

Official MotoGP Timing by TISSOT
www.motogp.com

Cheste, Sunday, November 17, 2019

Page 2 of 3





4005 m.

GRAN PREMIO MOTUL DE LA COMUNITAT VALENCIANA

Moto2™

World Championship Classification

30

Team	Points	Leader	Previous	QAT	ARG	AME	SPA	FRA	ITA	CAT	NED	GER	CZE	AUT	GBR	RSM	ARA	THA	JPN	AUS	MAL	VAL
1 FLEXBOX HP 40	391			36	25	13	41	16	24	13	25	19	13	24	34	31	8	13	21	11	14	10
2 DYNAVOLT INTACT GP	387	4	4	36	11	45	14	18	24	29	21	27	10	17	10	13	10	11	27	21	23	20
3 RED BULL KTM AJO	353	38	34	5	10	1	11	13	1	6	20	27	3	34	20	14	32	30	20	45	25	36
4 EG 0,0 MARC VDS	343	48	10	15	16	11	10	36	29	33	-	25	25	20	6	24	22	11	10	8	33	9
5 MB CONVEYORS SPEED UP	334	57	9	5	8	16	24	24	15	16	5	21	33	18	30	29	25	-	16	15	11	23
6 SKY RACING TEAM VR46	238	153	96	8	9	10	15	9	20	13	16	6	20	3	7	5	17	33	25	4	10	8
7 ONEXO TKKR SAG TEAM	155	236	83	13	24	9	9	5	5	6	11	7	7	-	24	-	3	5	-	16	10	1
8 ITALTRANS RACING TEAM	143	248	12	10	12	13	7	9	10	15	10	3	18	5	1	10	-	8	10	-	-	2
9 AMERICAN RACING KTM	94	297	49	-	13	-	6	9	-	-	3	-	6	8	5	-	9	16	-	9	10	-
10 FEDERAL OIL GRESINI MOTO2	66	325	28	10	-	9	-	-	7	7	-	5	-	-	-	11	11	-	-	-	-	6
11 MV AGUSTA TEMPORARY FORWARD	58	333	8	-	-	2	3	1	-	-	16	-	-	-	-	1	2	-	8	7	1	17
12 TASCA RACING SCUADERIA MOTO2	27	364	31	-	-	8	-	-	-	2	-	-	-	6	3	-	-	-	-	-	3	5
13 IDEMITSU HONDA TEAM ASIA	23	368	4	-	6	-	-	-	-	-	-	-	1	4	-	2	-	7	3	-	-	-
14 RED BULL KTM TECH 3	17	374	6	-	-	-	-	-	-	-	6	-	4	-	-	-	1	6	-	-	-	-
15 NTS RW RACING GP	13	378	4	2	3	3	-	-	-	-	-	-	-	1	-	-	-	-	-	4	-	-
16 PETRONAS SPRINTA RACING	8	383	5	-	3	-	-	-	5	-	-	-	-	-	-	-	-	-	-	-	-	-
17 VALRESA ANGEL NIETO TEAM	4	387	4	-	-	-	-	-	-	-	4	-	-	-	-	-	-	-	-	-	-	-
18 KIEFER RACING	3	388	1	-	-	-	-	-	-	-	3	-	-	-	-	-	-	-	-	-	-	-
19 INDE ANGEL NIETO TEAM	3	388	0	-	-	-	-	-	-	-	-	-	-	-	-	-	-	-	-	-	-	3

These data/results cannot be reproduced, stored and/or transmitted in whole or in part by any manner of electronic, mechanical, photocopying, recording, broadcasting or otherwise now known or herein after developed without the previous express consent by the copyright owner, except for reproduction in daily press and regular printed publications on sale to the public within 60 days of the event related to those data/results and always provided that copyright symbol appears together as follows below.
© DORNA, 2019

Official MotoGP Timing by TISSOT
www.motogp.com

Cheste, Sunday, November 17, 2019

Page 3 of 3

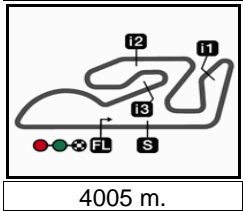


GRAN PREMIO MOTUL DE LA COMUNITAT VALENCIANA

Race

Lap Chart

31



4005 m.

Pos	1	2	3	4	5	6	7	8	9	10	11	12	13	14	15	16	17	18	19	20	21	22	23	24	25	26	27	28	29	30	31	32
Grid	9	88	62	10	12	21	(41)	40	33	22	97	54	5	87	73	23	96	11	77	72	45	64	7	35	20	65	69	70	47	18	3	16

	1	88	12	(41)	9	10	97	62	21	40	73	22	33	5	23	87	54	77	96	20	72	7	35	64	45	70	11	16	69	47	65	18	3
	2	12	(41)	9	88	10	97	62	21	73	33	40	22	23	5	54	87	77	96	20	72	7	35	45	64	11	16	70	18	69	65	47	3
	3	12	(41)	9	88	62	97	73	21	10	40	33	22	23	54	5	87	77	96	20	7	72	35	45	16	11	64	70	18	69	65	47	3
	4	12	(41)	9	88	62	97	73	10	21	40	22	33	23	54	5	87	77	96	7	72	20	35	16	45	11	64	70	18	69	65	47	3
	5	12	(41)	9	62	88	97	73	10	21	40	22	33	23	54	5	87	77	96	7	72	35	45	16	20	11	64	70	69	18	65	47	3
	6	12	(41)	9	62	88	97	73	10	21	40	22	33	23	54	5	87	77	96	7	72	35	45	11	16	20	64	70	65	69	18	47	
	7	12	(41)	9	62	97	73	88	10	21	40	22	33	23	5	54	77	87	96	7	72	35	45	11	16	20	64	70	65	69	18	47	
	8	12	(41)	9	62	97	73	88	10	21	40	22	33	23	5	54	77	87	96	7	72	35	45	11	16	20	64	70	65	69	18	47	
	9	12	(41)	9	62	73	97	88	10	21	40	22	23	33	5	54	77	87	96	7	72	35	45	16	11	20	64	65	70	69	18	47	
	10	12	(41)	9	62	73	97	88	10	40	21	22	23	33	54	5	77	87	96	7	72	35	16	45	11	20	64	65	70	69	18	47	
L	11	12	(41)	9	62	73	97	88	40	10	21	22	23	33	54	5	77	87	96	7	72	35	16	45	11	20	64	65	70	69	18	47	
a	12	12	(41)	9	62	73	88	97	40	21	10	22	23	33	54	5	77	96	87	7	72	35	16	45	11	20	64	65	70	69	18	47	
P	13	12	(41)	9	62	88	40	97	21	10	22	23	33	54	77	5	96	87	7	72	16	35	45	11	20	64	65	70	69	18	47	73	
S	14	12	(41)	9	62	88	40	97	21	10	22	23	54	33	77	5	96	87	7	16	72	35	45	11	64	20	65	70	69	18	47	73	
	15	(41)	12	9	62	88	40	97	21	10	22	54	33	77	5	96	87	23	7	16	72	35	45	11	64	20	65	70	18	47	73		
	16	(41)	12	9	62	88	40	97	10	21	22	54	77	5	96	33	87	23	7	16	72	35	45	11	64	20	65	70	18	47	73		

Winner Lapped rider

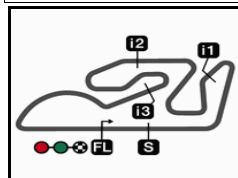
These data/results cannot be reproduced, stored and/or transmitted in whole or in part by any manner of electronic, mechanical, photocopying, recording, broadcasting or otherwise now known or herein after developed without the previous express consent by the copyright owner, except for reproduction in daily press and regular printed publications on sale to the public within 60 days of the event related to those data/results and always provided that copyright symbol appears together as follows below.

© DORNA, 2019

Official MotoGP Timing by TISSOT
www.motogp.com

Cheste, Sunday, November 17, 2019





4005 m.

Moto2™

GRAN PREMIO MOTUL DE LA COMUNITAT VALENCIANA

Race

Fastest Lap of Each Rider

32

	Rider	Nation	Team	Motorcycle	Time	Lap Total	Gap
1	12 Thomas LUTHI	SWI	Dynavolt Intact GP	KALEX	1'34.820	12 16	
2	62 Stefano MANZI	ITA	MV Agusta Temporary Forward	MV AGUSTA	1'34.821	8 16	0.001 0.001
3	41 Brad BINDER	RSA	Red Bull KTM Ajo	KTM	1'34.889	12 16	0.069 0.068
4	9 Jorge NAVARRO	SPA	MB Conveyors Speed Up	SPEED UP	1'35.058	12 16	0.238 0.169
5	97 Xavi VIERGE	SPA	EG 0,0 Marc VDS	KALEX	1'35.315	5 16	0.495 0.257
6	73 Alex MARQUEZ	SPA	EG 0,0 Marc VDS	KALEX	1'35.362	6 16	0.542 0.047
7	40 Augusto FERNANDEZ	SPA	FLEXBOX HP 40	KALEX	1'35.411	16 16	0.591 0.049
8	88 Jorge MARTIN	SPA	Red Bull KTM Ajo	KTM	1'35.431	13 16	0.611 0.020
9	21 Fabio DI GIANNANTONIO	ITA	MB Conveyors Speed Up	SPEED UP	1'35.503	5 16	0.683 0.072
10	16 Joe ROBERTS	USA	American Racing KTM	KTM	1'35.535	12 16	0.715 0.032
11	10 Luca MARINI	ITA	SKY Racing Team VR46	KALEX	1'35.536	4 16	0.716 0.001
12	22 Sam LOWES	GBR	Federal Oil Gresini Moto2	KALEX	1'35.595	6 16	0.775 0.059
13	72 Marco BEZZECCHI	ITA	Red Bull KTM Tech 3	KTM	1'35.737	8 16	0.917 0.142
14	96 Jake DIXON	GBR	Inde Angel Nieto Team	KTM	1'35.830	12 16	1.010 0.093
15	11 Nicolo BULEGA	ITA	SKY Racing Team VR46	KALEX	1'35.832	12 16	1.012 0.002
16	33 Enea BASTIANINI	ITA	Italtrans Racing Team	KALEX	1'35.856	2 16	1.036 0.024
17	5 Andrea LOCATELLI	ITA	Italtrans Racing Team	KALEX	1'35.857	6 16	1.037 0.001
18	35 Somkiat CHANTRA	THA	IDEMITSU Honda Team Asia	KALEX	1'35.859	6 16	1.039 0.002
19	7 Lorenzo BALDASSARRI	ITA	FLEXBOX HP 40	KALEX	1'35.873	6 16	1.053 0.014
20	45 Tetsuta NAGASHIMA	JPN	ONEXOX TKKR SAG Team	KALEX	1'35.877	12 16	1.057 0.004
21	54 Mattia PASINI	ITA	Tasca Racing Scuderia Moto2	KALEX	1'35.881	4 16	1.061 0.004
22	23 Marcel SCHROTTER	GER	Dynavolt Intact GP	KALEX	1'35.894	5 16	1.074 0.013
23	77 Dominique AEGERTER	SWI	MV Agusta Temporary Forward	MV AGUSTA	1'35.924	5 16	1.104 0.030
24	87 Remy GARDNER	AUS	ONEXOX TKKR SAG Team	KALEX	1'35.948	5 16	1.128 0.024
25	65 Philipp OETTL	GER	Red Bull KTM Tech 3	KTM	1'36.177	7 16	1.357 0.229
26	20 Dimas EKKY PRATAMA	INA	IDEMITSU Honda Team Asia	KALEX	1'36.224	8 16	1.404 0.047
27	64 Bo BENDSNEYDER	NED	NTS RW Racing GP	NTS	1'36.365	15 16	1.545 0.141
28	70 Tommaso MARCON	ITA	NTS RW Racing GP	NTS	1'36.699	10 16	1.879 0.334
29	18 Xavi CARDELUS	AND	Inde Angel Nieto Team	KTM	1'36.938	7 16	2.118 0.239
30	69 Sean Dylan KELLY	USA	American Racing KTM	KTM	1'37.076	10 14	2.256 0.138
31	47 Adam NORRODIN	MAL	Petronas Sprinta Racing	KALEX	1'37.096	7 16	2.276 0.020
32	3 Lukas TULOVIC	GER	Kiefer Racing	KTM	1'37.391	3 5	2.571 0.295

These data/results cannot be reproduced, stored and/or transmitted in whole or in part by any manner of electronic, mechanical, photocopying, recording, broadcasting or otherwise now known or herein after developed without the previous express consent by the copyright owner, except for reproduction in daily press and regular printed publications on sale to the public within 60 days of the event related to those data/results and always provided that copyright symbol appears together as follows below.

© DORNA, 2019

Official MotoGP Timing by TISSOT
www.motogp.com

Cheste, Sunday, November 17, 2019




GRAN PREMIO MOTUL DE LA COMUNITAT VALENCIANA

After the Race

Event Best Maximum Speed

33



Rider	Nation Team	Motorcycle	Km/h	
41 Brad BINDER	RSA Red Bull KTM Ajo	KTM	280.6	Free Practice Nr. 3
45 Tetsuta NAGASHIMA	JPN ONEXO TKKR SAG Team	KALEX	279.5	Race
33 Enea BASTIANINI	ITA Italtrans Racing Team	KALEX	279.5	Race
10 Luca MARINI	ITA SKY Racing Team VR46	KALEX	279.5	Race
97 Xavi VIERGE	SPA EG 0,0 Marc VDS	KALEX	279.5	Race
11 Nicolo BULEGA	ITA SKY Racing Team VR46	KALEX	278.3	Race
23 Marcel SCHROTTER	GER Dynavolt Intact GP	KALEX	278.3	Race
5 Andrea LOCATELLI	ITA Italtrans Racing Team	KALEX	278.3	Race
54 Mattia PASINI	ITA Tasca Racing Scuderia Moto2	KALEX	278.3	Race
72 Marco BEZZECCHI	ITA Red Bull KTM Tech 3	KTM	278.3	Race
73 Alex MARQUEZ	SPA EG 0,0 Marc VDS	KALEX	278.3	Warm Up
35 Somkiat CHANTRA	THA IDEMITSU Honda Team Asia	KALEX	277.2	Race
69 Sean Dylan KELLY	USA American Racing KTM	KTM	277.2	Race
65 Philipp OETTL	GER Red Bull KTM Tech 3	KTM	277.2	Race
96 Jake DIXON	GBR Inde Angel Nieto Team	KTM	277.2	Race
3 Lukas TULOVIC	GER Kiefer Racing	KTM	276.1	Race
40 Augusto FERNANDEZ	SPA FLEXBOX HP 40	KALEX	276.1	Race
7 Lorenzo BALDASSARRI	ITA FLEXBOX HP 40	KALEX	276.1	Race
87 Remy GARDNER	AUS ONEXO TKKR SAG Team	KALEX	276.1	Race
64 Bo BENDSNEYDER	NED NTS RW Racing GP	NTS	276.1	Race
9 Jorge NAVARRO	SPA MB Conveyors Speed Up	SPEED UP	275.0	Race
18 Xavi CARDELUS	AND Inde Angel Nieto Team	KTM	275.0	Race
12 Thomas LUTHI	SWI Dynavolt Intact GP	KALEX	275.0	Race
88 Jorge MARTIN	SPA Red Bull KTM Ajo	KTM	275.0	Warm Up
47 Adam NORRODIN	MAL Petronas Sprinta Racing	KALEX	273.9	Race
62 Stefano MANZI	ITA MV Agusta Temporary Forward	MV AGUSTA	273.9	Warm Up
22 Sam LOWES	GBR Federal Oil Gresini Moto2	KALEX	273.9	Race
20 Dimas EKKY PRATAMA	INA IDEMITSU Honda Team Asia	KALEX	273.9	Race
16 Joe ROBERTS	USA American Racing KTM	KTM	273.9	Race
77 Dominique AEGERTER	SWI MV Agusta Temporary Forward	MV AGUSTA	272.8	Race
70 Tommaso MARCON	ITA NTS RW Racing GP	NTS	271.7	Race
21 Fabio DI GIANNANTONIO	ITA MB Conveyors Speed Up	SPEED UP	271.7	Race

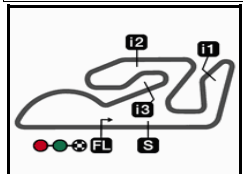
These data/results cannot be reproduced, stored and/or transmitted in whole or in part by any manner of electronic, mechanical, photocopying, recording, broadcasting or otherwise now known or herein after developed without the previous express consent by the copyright owner, except for reproduction in daily press and regular printed publications on sale to the public within 60 days of the event related to those data/results and always provided that copyright symbol appears together as follows below.

© DORNA, 2019

Official MotoGP Timing by TISSOT
www.motogp.com

Cheste, Sunday, November 17, 2019





4005 m.

GRAN PREMIO MOTUL DE LA COMUNITAT VALENCIANA

Race

Chronological Analysis of Performances

34

* Lap / Sector time cancelled

T1 Time from finish line to 1st intermediate

T3 Time from 2nd intermed. to 3rd intermed.

P Crossing the finish line in pit lane

T2 Time from 1st intermed. to 2nd intermed.

T4 Time from 3rd intermediate to finish line

Lap	Lap Time	T1	T2	T3	T4	Speed	Lap	Lap Time	T1	T2	T3	T4	Speed
1st	41	Brad BINDER			Red Bull KTM Ajo	RSA	7	1'35.369	21.667	25.402	22.474	25.826	271.7
		Runs=1	Total laps=16	Full laps=15			8	1'35.405 *	21.69 *	25.532	22.487	25.689	271.7
1	1'41.335	27.119	25.794	22.823	25.599	203.4	9	1'35.452	21.669	25.523	22.441	25.819	270.7
2	1'35.111	21.645	25.465	22.329	25.672	275.0	10	1'35.215	21.643	25.553	22.433	25.586	270.7
3	1'35.878	21.998	25.724	22.409	25.747	276.1	11	1'35.162	21.555	25.533	22.462	25.612	271.7
4	1'35.428	21.674	25.649	22.508	25.597	273.9	12	1'35.058	21.646	25.421	22.384	25.607	273.9
5	1'35.123	21.776	25.392	22.436	25.519	275.0	13	1'35.281	21.669	25.522	22.491	25.599	272.8
6	1'35.366	21.709	25.635	22.471	25.551	273.9	14	1'35.317	21.570	25.442	22.480	25.825	272.8
7	1'35.098	21.722	25.341	22.521	25.514	272.8	15	1'35.449	21.657	25.494	22.563	25.735	271.7
8	1'35.113	21.540	25.433	22.526	25.614	272.8	16	1'35.522	21.722	25.614	22.458	25.728	275.0
9	1'35.476	21.798	25.373	22.586	25.719	273.9							
10	1'35.169	21.666	25.427	22.545	25.531	273.9	4th	62	Stefano MANZI			MV Agusta Temporar	ITA
11	1'35.726	21.840	25.958	22.401	25.527	276.1			Runs=1	Total laps=16	Full laps=15		
12	1'34.889	21.602	25.392	22.339	25.556	277.2	1	1'42.000	27.336	26.134	22.777	25.753	194.2
13	1'35.208	21.768	25.412	22.438	25.590	277.2	2	1'35.943	21.805	25.627	22.695	25.816	272.8
14	1'35.240	21.656	25.383	22.481	25.720	273.9	3	1'36.008	21.990	25.929	22.393	25.696	273.9
15	1'35.510	21.997	25.400	22.591	25.522	276.1	4	1'35.454	21.748	25.374	22.334	25.998	268.5
16	1'35.096	21.613	25.508	22.402	25.573	272.8	5	1'35.252	21.773	25.345	22.522	25.612	269.6
							6	1'35.201	21.930	25.425	22.256	25.590	265.4
2nd	12	Thomas LUTHI			Dynavolt Intact GP	SWI	7	1'35.129	21.644	25.291	22.386	25.808	268.5
		Runs=1	Total laps=16	Full laps=15			8	1'34.821	21.670	25.218	22.294	25.639	266.5
1	1'41.021	26.861	25.806	22.549	25.805	200.4	9	1'35.503	21.749	25.450	22.413	25.891	268.5
2	1'35.350	21.627	25.570	22.321	25.832	275.0	10	1'35.012	21.739	25.386	22.294	25.593	268.5
3	1'35.777	21.915	25.731	22.283	25.848	271.7	11	1'35.100	21.751	25.319	22.307	25.723	270.7
4	1'35.501	21.732	25.678	22.352	25.739	271.7	12	1'35.017	21.743	25.270	22.366	25.638	270.7
5	1'35.072	21.577	25.395	22.357	25.743	271.7	13	1'35.319	21.783	25.369	22.476	25.691	271.7
6	1'35.102	21.590	25.470	22.378	25.664	270.7	14	1'35.240	21.641	25.305	22.406	25.888	270.7
7	1'34.978	21.599	25.348	22.310	25.721	271.7	15	1'35.522	21.709	25.456	22.522	25.835	271.7
8	1'35.468	21.656	25.614	22.467	25.731	270.7	16	1'35.430	21.716	25.349	22.566	25.799	271.7
9	1'35.482	21.577	25.581	22.522	25.802	270.7							
10	1'35.242	21.689	25.541	22.304	25.708	271.7	5th	88	Jorge MARTIN			Red Bull KTM Ajo	SPA
11	1'35.732	22.074	25.714	22.312	25.632	272.8			Runs=1	Total laps=16	Full laps=14		
12	1'34.820	21.537	25.368	22.305	25.610	272.8	1	1'40.877	26.732	25.755	22.597	25.793	198.1
13	1'35.102	21.533	25.524	22.321	25.724	272.8	2	1'36.518	22.426	25.820	22.571	25.701	267.5
14	1'35.452	21.673	25.506	22.424	25.849	272.8	3	1'35.840	21.858	25.750	22.570	25.662	270.7
15	1'35.999	21.875	25.532	22.844	25.748	273.9	4	1'35.705 *	21.82 *	25.657	22.546	25.673	270.7
16	1'35.403	21.679	25.569	22.415	25.740	273.9	5	1'35.733	21.792	25.631	22.569	25.741	270.7
							6	1'35.887	22.083	25.614	22.569	25.621	266.5
3rd	9	Jorge NAVARRO			MB Conveyors Speed	SPA	7	1'36.521	21.846	26.034	22.793	25.848	269.6
		Runs=1	Total laps=16	Full laps=14			8	1'35.894	21.867	25.740	22.596	25.691	273.9
1	1'41.439	27.031	25.834	22.725	25.849	193.6	9	1'36.041	21.845	25.722	22.665	25.809	270.7
2	1'35.583	21.731	25.567	22.511	25.774	275.0	10	1'35.935	21.780	25.700	22.651	25.804	272.8
3	1'35.687	21.813	25.527	22.561	25.786	270.7	11	1'35.997	21.722	25.978	22.605	25.692	272.8
4	1'35.488	21.761	25.420	22.517	25.790	271.7	12	1'35.770	21.814	25.656	22.521	25.779	273.9
5	1'35.177	21.676	25.431	22.442	25.628	272.8	13	1'35.431	21.677	25.540	22.499	25.715	269.6
6	1'35.207	21.564	25.433	22.498	25.712	270.7	14	1'35.575	21.691	25.541	22.518	25.825	268.5

Fastest Lap: Thomas LUTHI Dynavolt Intact GP SWI **1'34.820** 21.537 25.368 22.305 25.610

These data/results cannot be reproduced, stored and/or transmitted in whole or in part by any manner of electronic, mechanical, photocopying, recording, broadcasting or otherwise now known or herein after developed without the previous express consent by the copyright owner, except for reproduction in daily press and regular printed publications on sale to the public within 60 days of the event related to those data/results and always provided that copyright symbol appears together as follows below.
© DORNA, 2019

Race

Moto2

Lap	Lap Time	T1	T2	T3	T4	Speed	Lap	Lap Time	T1	T2	T3	T4	Speed
15	1'35.487	21.777	25.569	22.448	25.693	267.5	14	1'35.822	21.771	25.482	22.667	25.902	276.1
16	1'35.621	21.674	25.700	22.529	25.718	268.5	15	1'36.220	21.943	25.528	22.745	26.004	276.1
6th 40 Augusto FERNAND FLEXBOX HP 40 SPA							9th 21 Fabio DI GIANNANT MB Conveyors Speed ITA						
Runs=1 Total laps=16 Full laps=13							Runs=1 Total laps=16 Full laps=14						
1	1'42.312	27.729	26.193	22.559	25.831	199.8	1	1'42.211	27.635	26.059	22.653	25.864	197.5
2	1'36.941	22.032	25.605	23.449	25.855	276.1	2	1'36.030	21.960	25.664	22.565	25.841	270.7
3	1'36.070	21.860	25.728	22.663	25.819	272.8	3	1'36.623	22.012	25.871	22.862	25.878	268.5
4	1'35.748	21.963	25.515	22.520	25.750	271.7	4	1'35.892	22.052	25.615	22.549	25.676	271.7
5	1'35.535	21.756	25.467	22.563	25.749	272.8	5	1'35.503	21.887	25.430	22.477	25.709	271.7
6	1'35.527	21.803	25.474	22.471	25.779	271.7	6	1'35.510	21.823	25.504	22.484	25.699	270.7
7	1'35.797	21.803	25.512	22.688	25.794	272.8	7	1'35.981	21.80*	25.594	22.821	25.760	271.7
8	1'35.788	21.952	25.502	22.613	25.721	273.9	8	1'35.805	21.869	25.567	22.584	25.785	271.7
9	1'35.983	21.94*	25.623	22.582	25.835	273.9	9	1'35.990	21.840	25.608	22.621	25.921	268.5
10	1'35.669	21.857	25.573	22.502	25.737	275.0	10	1'36.192	22.175	25.714	22.514	25.789	269.6
11	1'36.068	21.828	25.779	22.731	25.730	273.9	11	1'36.254	21.806	25.591	22.750	26.107	270.7
12	1'35.584	21.71*	25.476	22.488	25.904	272.8	12	1'35.874	21.938	25.668	22.436	25.832	270.7
13	1'35.559	21.913	25.473	22.450	25.723	271.7	13	1'35.799	21.853	25.486	22.534	25.926	269.6
14	1'35.613	21.771	25.442	22.512	25.888	270.7	14	1'35.954	21.761	25.575	22.546	26.072	268.5
15	1'35.472	21.698	25.534	22.495	25.745	269.6	15	1'36.324	21.942	25.615	22.657	26.110	266.5
16	1'35.411	21.758	25.604	22.432	25.617	271.7	16	1'36.563	22.143	25.775	22.661	25.984	265.4
7th 97 Xavi VIERGE EG 0,0 Marc VDS SPA							10th 22 Sam LOWES Federal Oil Gresini M GBR						
Runs=1 Total laps=16 Full laps=15							Runs=1 Total laps=16 Full laps=15						
1	1'41.761	27.468	25.912	22.719	25.662	206.4	1	1'43.091	27.815	26.447	22.857	25.972	202.8
2	1'36.078	21.893	25.833	22.508	25.844	279.5	2	1'36.337	22.075	25.622	22.756	25.884	272.8
3	1'36.514	22.100	26.022	22.617	25.775	276.1	3	1'36.299	21.926	25.725	22.664	25.984	273.9
4	1'35.430	21.732	25.400	22.515	25.783	276.1	4	1'35.974	21.835	25.651	22.578	25.910	273.9
5	1'35.315	21.734	25.409	22.512	25.660	275.0	5	1'35.728	21.900	25.499	22.504	25.825	270.7
6	1'35.780	21.905	25.561	22.628	25.686	273.9	6	1'35.595	21.875	25.525	22.437	25.758	271.7
7	1'35.916	21.680	25.479	22.754	26.003	276.1	7	1'35.635	21.765	25.498	22.521	25.851	270.7
8	1'35.619	21.779	25.542	22.486	25.812	272.8	8	1'35.764	21.874	25.589	22.493	25.808	270.7
9	1'36.412	22.112	25.705	22.635	25.960	272.8	9	1'35.935	21.869	25.585	22.494	25.987	270.7
10	1'35.960	21.781	25.773	22.609	25.797	273.9	10	1'35.787	21.901	25.503	22.553	25.830	271.7
11	1'36.118	22.046	25.671	22.538	25.863	273.9	11	1'37.060	21.925	26.545	22.721	25.869	272.8
12	1'35.983	21.760	25.554	22.591	26.078	275.0	12	1'35.838	21.883	25.521	22.550	25.884	270.7
13	1'36.015	22.176	25.521	22.485	25.833	276.1	13	1'35.796	21.887	25.508	22.455	25.946	270.7
14	1'35.729	21.880	25.397	22.490	25.962	275.0	14	1'36.220	22.060	25.524	22.567	26.069	270.7
15	1'35.802	21.858	25.546	22.506	25.892	273.9	15	1'35.943	21.905	25.490	22.580	25.968	268.5
16	1'36.256	21.906	25.661	22.664	26.025	273.9	16	1'36.126	22.009	25.673	22.518	25.926	269.6
8th 10 Luca MARINI SKY Racing Team VR ITA							11th 54 Mattia PASINI Tasca Racing Scuderi ITA						
Runs=1 Total laps=16 Full laps=12							Runs=1 Total laps=16 Full laps=15						
1	1'41.675	27.224	26.020	22.690	25.741	198.1	1	1'43.965	28.460	26.284	23.269	25.952	204.6
2	1'35.920	21.811	25.738	22.658	25.713	276.1	2	1'36.338	22.282	25.671	22.491	25.894	276.1
3	1'37.379	22.23*	26.165	23.202	25.781	277.2	3	1'36.337	22.021	25.760	22.572	25.984	275.0
4	1'35.536	21.757	25.531	22.561	25.687	279.5	4	1'35.881	21.794	25.589	22.577	25.921	275.0
5	1'35.459	21.71*	25.450	22.551	25.745	275.0	5	1'36.127	22.001	25.594	22.635	25.897	275.0
6	1'35.640	21.737	25.490	22.560	25.853	277.2	6	1'35.935	21.819	25.640	22.561	25.915	273.9
7	1'35.938	21.772	25.593	22.846	25.727	275.0	7	1'36.568	21.824	25.697	23.027	26.020	273.9
8	1'35.763	21.826	25.506	22.665	25.766	275.0	8	1'36.013	21.914	25.657	22.549	25.893	275.0
9	1'35.983	21.798	25.567	22.713	25.905	276.1	9	1'36.462	22.048	25.596	22.816	26.002	275.0
10	1'35.862	21.763	25.592	22.706	25.801	276.1	10	1'36.070	22.009	25.711	22.456	25.894	276.1
11	1'36.773	21.856	25.827	22.867	26.223*	277.2	11	1'36.071	21.914	25.550	22.661	25.946	273.9
12	1'36.269	21.853	25.880	22.723	25.813	275.0	12	1'35.999	21.893	25.551	22.622	25.933	276.1
13	1'35.751	21.824	25.411	22.705	25.811	277.2							

Fastest Lap: Thomas LUTHI Dynavolt Intact GP SWI 1'34.820 21.537 25.368 22.305 25.610

These data/results cannot be reproduced, stored and/or transmitted in whole or in part by any manner of electronic, mechanical, photocopying, recording, broadcasting or otherwise now known or herein after developed without the previous express consent by the copyright owner, except for reproduction in daily press and regular printed publications on sale to the public within 60 days of the event related to those data/results and always provided that copyright symbol appears together as follows below.
© DORNA, 2019

Race

Moto2

Lap	Lap Time	T1	T2	T3	T4	Speed	Lap	Lap Time	T1	T2	T3	T4	Speed
13	1'36.569	21.871	25.497	22.768	26.433	278.3	12	1'36.102	21.772	25.724	22.651	25.955	272.8
14	1'36.241	21.837	25.506	22.574	26.324	273.9	13	1'36.509	21.845	25.862	22.700	26.102	273.9
15	1'36.348	21.923	25.860	22.619	25.946	273.9	14	1'36.595	21.889	25.964	22.576	26.166	271.7
16	1'36.462	22.037	25.698	22.688	26.039	270.7	15	1'36.634	21.987	25.781	22.670	26.196	273.9
							16	1'37.054 *	22.43*	25.780	22.758	26.078	269.6

12th 77 Dominique AEGER MV Agusta Temporar SWI
Runs=1 Total laps=16 Full laps=14

1	1'44.281	28.513	26.611	23.015	26.142	210.2
2	1'36.690	22.163	26.027	22.528	25.972	271.7
3	1'36.230	22.035	25.709	22.607	25.879	271.7
4	1'36.125	21.987	25.665	22.562	25.911	272.8
5	1'35.924	21.884	25.532	22.618	25.890	271.7
6	1'35.959	21.938	25.569	22.599	25.853	271.7
7	1'36.302 *	21.952	25.548*	22.794	26.008	272.8
8	1'35.941	21.968	25.621	22.581	25.771	269.6
9	1'36.351	22.016	25.600	22.647	26.088	270.7
10	1'36.401	21.992	25.858	22.655	25.896	272.8
11	1'36.246	21.938	25.713	22.614	25.981	272.8
12	1'35.941	21.935	25.593	22.563	25.850	269.6
13	1'36.267	21.863	25.572	22.541	26.291	270.7
14	1'36.240	21.901	25.577	22.537	26.225	270.7
15	1'36.442	21.957	25.724	22.729	26.032	269.6
16	1'36.586	22.183	25.821	22.590	25.992	268.5

13th 96 Jake DIXON Inde Angel Nieto Tea GBR
Runs=1 Total laps=16 Full laps=15

1	1'44.393	28.699	26.599	22.982	26.113	210.9
2	1'36.938	22.220	26.005	22.791	25.922	275.0
3	1'36.357	22.087	25.790	22.674	25.806	271.7
4	1'35.976	21.806	25.738	22.591	25.841	272.8
5	1'35.931	21.868	25.647	22.604	25.812	270.7
6	1'36.128	21.889	25.671	22.731	25.837	271.7
7	1'36.169	21.839	25.679	22.717	25.934	271.7
8	1'36.224	22.014	25.708	22.689	25.813	271.7
9	1'36.277	22.022	25.698	22.683	25.874	270.7
10	1'36.246	21.780	25.797	22.849	25.820	269.6
11	1'36.108	22.001	25.571	22.736	25.800	271.7
12	1'35.830	21.935	25.616	22.498	25.781	272.8
13	1'36.238	22.038	25.551	22.582	26.067	271.7
14	1'36.440	22.193	25.597	22.677	25.973	273.9
15	1'36.735	21.984	25.971	22.683	26.097	277.2
16	1'36.371	21.964	25.760	22.735	25.912	271.7

14th 33 Enea BASTIANINI Italtrans Racing Team ITA
Runs=1 Total laps=16 Full laps=14

1	1'43.188	27.901	26.245	23.094	25.948	204.0
2	1'35.856	21.867	25.563	22.463	25.963	279.5
3	1'36.309	21.976	25.591	22.754	25.988	272.8
4	1'36.440	22.057	25.849	22.691	25.843	276.1
5	1'35.911	21.962	25.591	22.587	25.771	277.2
6	1'35.968	21.898	25.660	22.566	25.844	275.0
7	1'36.250	21.809	25.652	22.723	26.066	272.8
8	1'36.137	21.793	25.773	22.662	25.909	270.7
9	1'36.737	21.901	25.766	22.907	26.163	270.7
10	1'36.569	22.080	25.878	22.670	25.941	271.7
11	1'36.131	21.848	25.772	22.629	25.882	272.8

15th 87 Remy GARDNER ONEXO TKKR SAG AUS
Runs=1 Total laps=16 Full laps=14

1	1'43.824	28.673	26.147	23.100	25.904	204.6
2	1'36.867	22.633	25.804	22.572	25.858	275.0
3	1'36.351	22.158	25.628	22.677	25.888	273.9
4	1'36.062	21.952	25.696	22.570	25.844	276.1
5	1'35.948	21.930	25.523	22.669	25.826	272.8
6	1'36.015	21.937	25.598	22.633	25.847	275.0
7	1'36.590	21.951	25.508	22.819	26.312	273.9
8	1'36.213	22.055	25.646	22.712	25.800	276.1
9	1'36.096	21.916	25.569	22.749	25.862	272.8
10	1'36.460	22.014	25.758	22.864	25.824	276.1
11	1'36.197	21.953	25.640	22.736	25.868	276.1
12	1'36.582 *	22.26*	25.792	22.722	25.803	275.0
13	1'35.952	21.943	25.505	22.608	25.896	273.9
14	1'36.322	22.048	25.611	22.715	25.948	273.9
15	1'36.969	22.049	25.750	22.813	26.357	276.1
16	1'36.153	21.945	25.595	22.773	25.840	275.0

16th 23 Marcel SCHROTTE Dynavolt Intact GP GER
Runs=1 Total laps=16 Full laps=15

1	1'43.514	28.257	26.395	22.908	25.954	208.9
2	1'36.406	22.110	25.668	22.578	26.050	278.3
3	1'36.221	21.997	25.670	22.616	25.938	273.9
4	1'36.080	21.891	25.672	22.645	25.872	276.1
5	1'35.894	21.943	25.544	22.567	25.840	273.9
6	1'35.917	21.882	25.623	22.569	25.843	273.9
7	1'36.201	21.871	25.580	22.723	26.027	275.0
8	1'36.009	21.921	25.595	22.618	25.875	273.9
9	1'36.513	21.910	25.614	22.697	26.292	273.9
10	1'36.208	21.938	25.714	22.580	25.976	272.8
11	1'36.100	21.853	25.665	22.629	25.953	271.7
12	1'36.328	21.869	25.783	22.658	26.018	270.7
13	1'36.372	21.872	25.666	22.675	26.159	271.7
14	1'36.585	21.888	25.658	22.594	26.445	270.7
15	1'38.157	21.954	26.720	22.758	26.725	269.6
16	1'36.351	22.000	25.694	22.734	25.923	273.9

17th 7 Lorenzo BALDA FLEXBOX HP 40 ITA
Runs=1 Total laps=16 Full laps=15

1	1'44.998	29.149	26.755	22.948	26.146	216.2
2	1'36.967	22.072	25.995	22.737	26.163	273.9
3	1'36.583	22.167	25.793	22.686	25.937	276.1
4	1'36.173	21.951	25.686	22.580	25.956	275.0
5	1'35.954	21.862	25.616	22.589	25.887	270.7
6	1'35.873	21.770	25.617	22.545	25.941	271.7
7	1'36.086	21.761	25.615	22.724	25.986	272.8
8	1'36.047	21.776	25.679	22.651	25.941	272.8
9	1'36.176	21.886	25.624	22.689	25.977	272.8
10	1'36.026	21.795	25.713	22.674	25.844	273.9

Fastest Lap: Thomas LUTHI Dynavolt Intact GP SWI 1'34.820 21.537 25.368 22.305 25.610

These data/results cannot be reproduced, stored and/or transmitted in whole or in part by any manner of electronic, mechanical, photocopying, recording, broadcasting or otherwise now known or herein after developed without the previous express consent by the copyright owner, except for reproduction in daily press and regular printed publications on sale to the public within 60 days of the event related to those data/results and always provided that copyright symbol appears together as follows below.
© DORNA, 2019

Race

Moto2

Lap	Lap Time	T1	T2	T3	T4	Speed	Lap	Lap Time	T1	T2	T3	T4	Speed
11	1'36.191	21.907	25.643	22.746	25.895	275.0	10	1'36.710	22.161	26.008	22.632	25.909	273.9
12	1'36.464	21.901	25.826	22.875	25.862	275.0	11	1'35.959	21.864	25.586	22.589	25.920	272.8
13	1'36.072	21.814	25.677	22.676	25.905	275.0	12	1'36.028	21.935	25.553	22.585	25.955	275.0
14	1'36.601	21.988	25.681	22.726	26.206	270.7	13	1'36.692 *	21.872	25.663	22.665	26.492 *	275.0
15	1'36.310	21.865	25.674	22.628	26.143	271.7	14	1'36.431	22.030	25.692	22.607	26.102	273.9
16	1'36.496	22.082	25.754	22.733	25.927	271.7	15	1'36.350	21.952	25.770	22.620	26.008	275.0
							16	1'36.539	22.153	25.779	22.690	25.917	273.9

18th 16 Joe ROBERTS American Racing KT USA
Runs=1 Total laps=16 Full laps=13

1	1'45.976	29.336	26.972	23.250	26.418	224.7
2	1'37.187	22.552	26.068	22.599	25.968	273.9
3	1'36.235 *	22.010	25.739	22.528	25.958 *	273.9
4	1'36.198	21.949	25.769	22.536	25.944	272.8
5	1'36.925	22.146	25.831	22.726	26.222	271.7
6	1'36.435	22.194	25.601	22.715	25.925	269.6
7	1'36.055	21.907	25.461	22.778	25.909	272.8
8	1'36.077	21.888	25.600	22.624	25.965	272.8
9	1'36.164	21.912	25.494	22.674	26.084	272.8
10	1'36.041	21.970	25.565	22.645	25.861	269.6
11	1'35.684	21.875	25.475	22.465	25.869	268.5
12	1'35.535	21.823	25.367	22.443	25.902	268.5
13	1'35.772	21.875	25.541	22.524	25.832	269.6
14	1'35.969	21.892	25.590	22.410	26.077	272.8
15	1'36.732 *	22.391 *	25.789	22.596	25.948	271.7
16	1'36.215	21.966	25.559	22.738	25.952	270.7

19th 72 Marco BEZZECCHI Red Bull KTM Tech 3 ITA
Runs=1 Total laps=16 Full laps=15

1	1'44.601	28.891	26.590	23.088	26.032	214.2
2	1'37.147	22.338	25.949	22.815	26.045	277.2
3	1'36.947	22.615	26.055	22.518	25.759	278.3
4	1'36.223	22.165	25.755	22.543	25.760	278.3
5	1'35.995	21.906	25.659	22.576	25.854	276.1
6	1'36.074	21.842	25.679	22.627	25.926	276.1
7	1'36.203	21.917	25.541	22.705	26.040	276.1
8	1'35.737	21.760	25.573	22.606	25.798	275.0
9	1'36.259	21.879	25.632	22.756	25.992	276.1
10	1'36.033	21.816	25.785	22.667	25.765	277.2
11	1'36.041	21.827	25.738	22.608	25.868	277.2
12	1'36.557	21.868	25.748	22.950	25.991	278.3
13	1'36.247	21.949	25.709	22.639	25.950	278.3
14	1'36.604	21.879	25.879	22.764	26.082	276.1
15	1'36.668	21.924	26.049	22.749	25.946	277.2
16	1'37.259	22.158	26.118	22.771	26.212	278.3

20th 5 Andrea LOCATELLI Italtrans Racing Team ITA
Runs=1 Total laps=16 Full laps=11

1	1'43.443	28.107	26.376	22.870	26.090	203.4
2	1'36.574	22.297	25.710	22.626	25.941	276.1
3	1'36.834 *	22.110	26.099 *	22.648	25.977	278.3
4	1'35.874	21.866	25.623	22.490	25.895	276.1
5	1'36.162 *	21.961 *	25.548 *	22.701	25.944	275.0
6	1'35.857	21.838	25.617	22.508	25.894	273.9
7	1'36.055	21.840	25.611	22.624	25.980	275.0
8	1'36.011	21.860	25.650	22.563	25.938	272.8
9	1'36.525 *	22.031 *	25.727	22.661	26.105	273.9

21st 45 Tetsuta NAGASHIM ONEXOX TKKR SAG JPN
Runs=1 Total laps=16 Full laps=14

1	1'45.601	29.045	26.937	23.067	26.552	215.5
2	1'37.078	21.981	26.034	22.798	26.265	277.2
3	1'36.521	22.050	25.942	22.638	25.891	275.0
4	1'36.576	22.039	26.138	22.594	25.805	279.5
5	1'36.732	22.029	25.663	22.858	26.182	277.2
6	1'36.077	21.933	25.611	22.592	25.941	270.7
7	1'36.123	21.923	25.497	22.810	25.893	273.9
8	1'35.934	21.920	25.513	22.654	25.847	275.0
9	1'36.484	22.096	25.671	22.665	26.052	272.8
10	1'36.528	21.922	25.666	22.841	26.099	273.9
11	1'35.883 *	21.921 *	25.557	22.559	25.843	276.1
12	1'35.877	21.848	25.525	22.585	25.919	275.0
13	1'36.186	21.898	25.609	22.690	25.989	275.0
14	1'35.963	21.855	25.505	22.617	25.986	275.0
15	1'36.221	21.841	25.661	22.672	26.047	273.9
16	1'37.280	21.909	26.243	22.751	26.377	276.1

22nd 11 Nicolo BULEGA SKY Racing Team VR ITA
Runs=1 Total laps=16 Full laps=13

1	1'45.903	29.313	26.987	23.040	26.563	216.2
2	1'37.139	22.490	25.935	22.645	26.069	278.3
3	1'36.790	21.996	26.041	22.774	25.979	273.9
4	1'36.565 *	21.951 *	25.878	22.715	26.015	273.9
5	1'36.298	22.256	25.544	22.647	25.851	271.7
6	1'36.054 *	21.940	25.615 *	22.662	25.837	278.3
7	1'36.139	21.910	25.576	22.785	25.868	275.0
8	1'36.075	21.900	25.634	22.625	25.916	273.9
9	1'36.660	21.947	25.961	22.802	25.950	271.7
10	1'36.355	21.889	25.756	22.807	25.903	273.9
11	1'35.948	21.909	25.591	22.657	25.791	273.9
12	1'35.832	21.731	25.609	22.655	25.837	273.9
13	1'36.192	21.886	25.626	22.725	25.955	273.9
14	1'36.049	21.886	25.579	22.640	25.944	273.9
15	1'36.479	22.086	25.664	22.696	26.033	272.8
16	1'36.650	21.959	25.788	22.776	26.127	272.8

23rd 35 Somkiat CHANTRA IDEMITSU Honda Te THA
Runs=1 Total laps=16 Full laps=14

1	1'45.267	29.134	26.726	23.175	26.232	219.6
2	1'36.891	21.959	26.054	22.722	26.156	276.1
3	1'36.905	22.355	26.066	22.591	25.893	276.1
4	1'36.301	22.094	25.854	22.506	25.847	276.1
5	1'36.053	22.094	25.539	22.567	25.853	277.2
6	1'35.859	21.783	25.564	22.557	25.955	273.9
7	1'36.083	21.916	25.585	22.593	25.989	275.0
8	1'35.879	21.902	25.541	22.611	25.825	276.1

Fastest Lap: Thomas LUTHI Dynavolt Intact GP SWI 1'34.820 21.537 25.368 22.305 25.610

These data/results cannot be reproduced, stored and/or transmitted in whole or in part by any manner of electronic, mechanical, photocopying, recording, broadcasting or otherwise now known or herein after developed without the previous express consent by the copyright owner, except for reproduction in daily press and regular printed publications on sale to the public within 60 days of the event related to those data/results and always provided that copyright symbol appears together as follows below.
© DORNA, 2019

Race

Moto2

Lap	Lap Time	T1	T2	T3	T4	Speed	Lap	Lap Time	T1	T2	T3	T4	Speed
9	1'36.263	21.854	25.722	22.742	25.945	275.0	8	1'36.696	21.994	25.685	22.988	26.029	270.7
10	1'36.089	21.895	25.640	22.631	25.923	275.0	9	1'36.408	21.830	25.860	22.853	25.865	271.7
11	1'36.049	21.839	25.629	22.628	25.953	275.0	10	1'36.419	21.900	25.775	22.776	25.968	269.6
12	1'36.354	21.960	25.669	22.792	25.933	275.0	11	1'36.393	21.897	25.740	22.796	25.960	268.5
13	1'36.568	21.941	25.855	22.840	25.932	277.2	12	1'36.425	21.881	25.832	22.787	25.925	270.7
14	1'36.341	21.910	25.700	22.669	26.062	276.1	13	1'36.614	22.045	25.765	22.907	25.897	269.6
15	1'36.679	22.019	25.986	22.708	25.966	275.0	14	1'36.500	21.842	25.717	22.960	25.981	269.6
16	1'37.465 *	22.022	26.159	22.790	26.494*	276.1	15	1'36.816	22.107	25.832	22.875	26.002	269.6
							16	1'37.102 *	22.071*	25.964	22.827	26.236*	270.7

24th 64 Bo BENDSNEYDER NTS RW Racing GP NED
Runs=1 Total laps=16 Full laps=13

1	1'45.427	28.942	26.757	23.109	26.619	214.2
2	1'37.334	21.996	25.962	22.859	26.517	272.8
3	1'37.288 *	22.631*	25.903	22.734	26.016	272.8
4	1'36.438	21.896	25.838	22.727	25.977	273.9
5	1'36.433 *	22.271*	25.671	22.590	25.900	275.0
6	1'36.600	22.153	25.753	22.731	25.963	276.1
7	1'36.812	21.961	25.733	23.019	26.099	275.0
8	1'36.409	22.042	25.746	22.629	25.992	270.7
9	1'36.822	22.105	25.912	22.725	26.080	270.7
10	1'36.476	22.126	25.769	22.541	26.040	269.6
11	1'36.741	22.054	25.988	22.655	26.044	272.8
12	1'36.878	21.968	25.798	22.960	26.152	269.6
13	1'36.745	22.052	25.771	22.819	26.103	269.6
14	1'36.885	22.069	25.862	22.745	26.209	270.7
15	1'36.365	22.003	25.771	22.574	26.017	266.5
16	1'36.845	21.988	25.832	22.759	26.266	267.5

25th 20 Dimas EKKY PRAT IDEMITSU Honda Te INA
Runs=1 Total laps=16 Full laps=13

1	1'44.498	28.811	26.581	23.028	26.078	214.8
2	1'37.192	22.315	25.997	22.783	26.097	273.9
3	1'36.798	22.294	25.776	22.578	26.150	270.7
4	1'36.803	22.564	25.752	22.507	25.980	268.5
5	1'37.296	22.352	25.542	23.305	26.097	272.8
6	1'36.753	22.329	25.673	22.681	26.070	270.7
7	1'36.567	21.917	25.638	23.011	26.001	273.9
8	1'36.224	21.993	25.711	22.592	25.928	270.7
9	1'36.916	22.127	25.846	22.831	26.112	270.7
10	1'36.788	22.108	25.943	22.662	26.075	269.6
11	1'36.532	22.087	25.739	22.580	26.126	269.6
12	1'36.873	22.176	25.868	22.670	26.159	269.6
13	1'36.920 *	22.171*	25.834	22.704	26.206	267.5
14	1'38.263 *	22.158	25.820	22.674	27.611*	266.5
15	1'37.088	22.171	25.935	22.665	26.317	266.5
16	1'37.434	22.341	26.001	22.766	26.326	268.5

26th 65 Philipp OETTL Red Bull KTM Tech 3 GER
Runs=1 Total laps=16 Full laps=13

1	1'46.354	30.000	26.894	23.359	26.101	220.3
2	1'38.329	22.388	26.167	23.205	26.569	276.1
3	1'37.153 *	22.311	25.927*	22.864	26.051	276.1
4	1'37.402	22.212	26.203	22.939	26.048	277.2
5	1'37.584	22.300	26.237	22.900	26.147	273.9
6	1'36.786	22.060	25.947	22.714	26.065	276.1
7	1'36.177	21.844	25.604	22.827	25.902	270.7

27th 70 Tommaso MARCON NTS RW Racing GP ITA
Runs=1 Total laps=16 Full laps=14

1	1'45.790	29.459	26.978	22.964	26.389	215.5
2	1'38.058	23.187	25.868	22.824	26.179	271.7
3	1'36.862	22.185	25.722	22.794	26.161	268.5
4	1'36.776	22.024	25.878	22.783	26.091	269.6
5	1'36.987	22.144	25.813	22.905	26.125	266.5
6	1'37.385	22.265	25.910	22.878	26.332	266.5
7	1'37.250 *	22.041*	25.856	22.977	26.368	266.5
8	1'37.292	22.193	25.931	22.989	26.179	265.4
9	1'36.881	22.148	25.782	22.862	26.089	263.4
10	1'36.699	22.122	25.701	22.802	26.074	265.4
11	1'36.931	22.188	25.884	22.734	26.125	264.4
12	1'36.975	22.221	25.812	22.781	26.161	264.4
13	1'37.073	22.151	25.768	22.891	26.263	263.4
14	1'37.169	22.081	25.927	22.864	26.297	264.4
15	1'37.485	22.234	26.008	22.916	26.327	263.4
16	1'37.770	22.293	26.118	23.062	26.297	264.4

28th 18 Xavi CARDELUS Inde Angel Nieto Tea AND
Runs=1 Total laps=16 Full laps=11

1	1'46.646	29.944	26.902	23.616	26.184	222.5
2	1'37.728	22.650	26.132	22.923	26.023	275.0
3	1'37.153	22.168	25.944	22.855	26.186	271.7
4	1'37.479 *	22.251*	26.215	22.895	26.114	271.7
5	1'37.758	22.377	26.308	22.827	26.246	268.5
6	1'37.454	22.380	26.109	22.804	26.161	271.7
7	1'36.938	22.006	25.926	22.909	26.097	271.7
8	1'37.380	22.247	25.990	23.035	26.108	273.9
9	1'37.499 *	22.261*	26.041	22.943	26.248	270.7
10	1'37.128 *	22.231*	25.915	22.847	26.127	270.7
11	1'37.280	22.231	25.979	22.960	26.110	270.7
12	1'37.259 *	22.231*	26.019	22.950	26.055	270.7
13	1'37.514	22.481	25.926	23.058	26.049	270.7
14	1'37.187	22.203	25.958	22.939	26.087	271.7
15	1'37.980	22.325	26.257	23.123	26.275	270.7
16	1'37.664	22.463	26.127	22.972	26.102	267.5

29th 47 Adam NORRODIN Petronas Sprinta Raci MAL
Runs=1 Total laps=16 Full laps=15

1	1'46.328	29.769	26.969	23.243	26.347	221.8
2	1'38.562	22.803	26.428	22.969	26.362	273.9
3	1'37.307	22.331	25.926	22.889	26.161	272.8
4	1'37.331	22.147	26.117	22.920	26.147	271.7
5	1'37.564	22.274	26.228	22.846	26.216	270.7
6	1'37.238	22.302	25.955	22.856	26.125	270.7

Fastest Lap: Thomas LUTHI Dynavolt Intact GP SWI **1'34.820** 21.537 25.368 22.305 25.610

These data/results cannot be reproduced, stored and/or transmitted in whole or in part by any manner of electronic, mechanical, photocopying, recording, broadcasting or otherwise now known or herein after developed without the previous express consent by the copyright owner, except for reproduction in daily press and regular printed publications on sale to the public within 60 days of the event related to those data/results and always provided that copyright symbol appears together as follows below.
© DORNA, 2019

Race

Moto2

Lap	Lap Time	T1	T2	T3	T4	Speed	Lap	Lap Time	T1	T2	T3	T4	Speed
7	1'37.096	22.093	25.836	22.914	26.253	272.8							
8	1'37.274	22.176	25.900	23.023	26.175	270.7							
9	1'37.560	22.315	25.991	22.977	26.277	269.6							
10	1'37.199	22.256	25.934	22.901	26.108	269.6							
11	1'37.200	22.176	25.929	22.904	26.191	269.6							
12	1'37.345	22.232	25.899	22.977	26.237	271.7							
13	1'37.467	22.386	26.054	22.942	26.085	269.6							
14	1'37.190	22.261	25.832	22.961	26.136	268.5							
15	1'37.931	22.330	26.238	23.079	26.284	266.5							
16	1'37.584	22.450	26.165	22.915	26.054	267.5							

30th 73 Alex MARQUEZ EG 0,0 Marc VDS SPA
 Runs=1 Total laps=16 Full laps=15

1	1'42.973	27.982	26.359	22.712	25.920	206.4							
2	1'35.609	21.695	25.619	22.505	25.790	273.9							
3	1'36.050	21.802	25.817	22.609	25.822	276.1							
4	1'35.599	21.777	25.544	22.483	25.795	276.1							
5	1'35.532	21.785	25.489	22.453	25.805	273.9							
6	1'35.362	21.597	25.491	22.499	25.775	273.9							
7	1'35.811	21.625	25.621	22.700	25.865	276.1							
8	1'35.640	21.858	25.504	22.542	25.736	275.0							
9	1'35.785	21.817	25.588	22.472	25.908	273.9							
10	1'35.706	21.806	25.616	22.506	25.778	271.7							
11	1'35.784	21.823	25.624	22.491	25.846	272.8							
12	1'35.674	21.853	25.544	22.535	25.742	272.8							
13	2'50.223	21.700	25.580	1'35.263	27.680	272.8							
14	1'38.664	22.298	26.550	23.227	26.589	268.5							
15	1'37.910	22.305	26.074	23.088	26.443	269.6							
16	1'37.788	22.172	26.072	23.051	26.493	270.7							

31st 69 Sean Dylan KELLY American Racing KT USA
 Runs=1 Total laps=15 Full laps=12

1	1'46.002	29.588	27.086	23.067	26.261	222.5							
2	1'38.597	22.249	26.498	23.196	26.654	277.2							
3	1'37.141	22.243	25.898	22.781	26.219	275.0							
4	1'37.458	22.185	26.276	22.806	26.191	276.1							
5	1'37.412	22.207	26.096	22.868	26.241	276.1							
6	1'37.158 *	22.170	25.867	22.665	26.456*	270.7							
7	1'37.297	21.969	26.002	23.018	26.308	273.9							
8	1'37.291	22.090	26.079	22.909	26.213	270.7							
9	1'37.434	22.214	26.062	22.894	26.264	269.6							
10	1'37.076	22.129	26.012	22.805	26.130	269.6							
11	1'37.296	22.163	26.055	22.823	26.255	269.6							
12	1'37.335	22.227	26.035	22.792	26.281	269.6							
13	1'37.567	22.436	26.014	22.859	26.258	268.5							
14	1'37.250	22.172	25.983	22.763	26.332	269.6							
unfinished		22.293	26.328			270.7							

32nd 3 Lukas TULOVIC Kiefer Racing GER
 Runs=1 Total laps=5 Full laps=3

1	1'46.880	30.187	27.015	23.381	26.297	220.3							
2	1'38.132	22.549	26.244	23.055	26.284	276.1							
3	1'37.391	22.415	25.977	22.957	26.042	273.9							
4	1'37.394	22.128	26.173	22.928	26.165	273.9							
5	1'48.454 P	22.463	26.151	27.066	32.774	271.7							

Fastest Lap: Thomas LUTHI Dynavolt Intact GP SWI 1'34.820 21.537 25.368 22.305 25.610

These data/results cannot be reproduced, stored and/or transmitted in whole or in part by any manner of electronic, mechanical, photocopying, recording, broadcasting or otherwise now known or herein after developed without the previous express consent by the copyright owner, except for reproduction in daily press and regular printed publications on sale to the public within 60 days of the event related to those data/results and always provided that copyright symbol appears together as follows below.
 © DORNA, 2019

Official MotoGP Timing by TISSOT
 www.motogp.com

Cheste, Sunday, November 17, 2019

Page 6 of 6



GRAN PREMIO MOTUL DE LA COMUNITAT VALENCIANA

Race

Analysis by Lap

35

Num Lap Time Gap

Num	Lap	Time	Gap	Num	Lap	Time	Gap	Num	Lap	Time	Gap
Lap 1											
88	1	1'40.877		11	1	1'37.139	6.671	77	1	1'36.125	5.677
12	1	1'41.021	0.144	16	1	1'37.187	6.792	96	1	1'35.976	6.015
41	1	1'41.335	0.458	70	1	1'38.058	7.477	7	1	1'36.173	7.072
9	1	1'41.439	0.562	18	1	1'37.728	8.003	72	1	1'36.223	7.269
10	1	1'41.675	0.798	69	1	1'38.597	8.228	20	1	1'36.803	7.642
97	1	1'41.761	0.884	65	1	1'38.329	8.312	35	1	1'36.301	7.715
62	1	1'42.000	1.123	47	1	1'38.562	8.519	16	1	1'36.198	7.947
21	1	1'42.211	1.334	3	1	1'38.132	8.641	45	1	1'36.576	8.127
40	1	1'42.312	1.435	Lap 3				11	1	1'36.565	8.748
73	1	1'42.973	2.096	12	3	1'35.777		64	1	1'36.438	8.838
22	1	1'43.091	2.214	41	3	1'35.878	0.176	70	1	1'36.776	9.837
33	1	1'43.188	2.311	9	3	1'35.687	0.561	18	1	1'37.479	11.357
5	1	1'43.443	2.566	88	3	1'35.840	1.087	69	1	1'37.458	11.549
23	1	1'43.514	2.637	62	3	1'36.008	1.803	65	1	1'37.402	11.589
87	1	1'43.824	2.947	97	3	1'36.514	2.205	47	1	1'37.331	11.879
54	1	1'43.965	3.088	73	3	1'36.050	2.484	3	1	1'37.394	12.148
77	1	1'44.281	3.404	21	3	1'36.623	2.716	Lap 5			
96	1	1'44.393	3.516	10	3	1'37.379	2.826	12	5	1'35.072	
20	1	1'44.498	3.621	40	3	1'36.070	3.175	41	5	1'35.123	0.154
72	1	1'44.601	3.724	33	3	1'36.309	3.205	9	5	1'35.177	0.653
7	1	1'44.998	4.121	22	3	1'36.299	3.579	62	5	1'35.252	1.936
35	1	1'45.267	4.390	23	3	1'36.221	3.993	88	5	1'35.733	1.952
64	1	1'45.427	4.550	54	3	1'36.337	4.492	97	5	1'35.315	2.377
45	1	1'45.601	4.724	5	3	1'36.834	4.703	73	5	1'35.532	3.042
70	1	1'45.790	4.913	87	3	1'36.351	4.894	10	5	1'35.459	3.248
11	1	1'45.903	5.026	77	3	1'36.230	5.053	21	5	1'35.503	3.538
16	1	1'45.976	5.099	96	3	1'36.357	5.540	40	5	1'35.535	3.885
69	1	1'46.002	5.125	20	3	1'36.798	6.340	22	5	1'35.728	4.708
47	1	1'46.328	5.451	7	3	1'36.583	6.400	33	5	1'35.911	4.983
65	1	1'46.354	5.477	72	3	1'36.947	6.547	23	5	1'35.894	5.394
18	1	1'46.646	5.769	35	3	1'36.905	6.915	54	5	1'36.127	5.927
3	1	1'46.880	6.003	45	3	1'36.521	7.052	5	5	1'36.162	6.166
Lap 2											
12	2	1'35.350		16	3	1'36.235	7.250	87	5	1'35.948	6.331
41	2	1'35.111	0.075	11	3	1'36.790	7.684	77	5	1'35.924	6.529
9	2	1'35.583	0.651	64	3	1'37.288	7.901	96	5	1'35.931	6.874
88	2	1'36.518	1.024	70	3	1'36.862	8.562	7	5	1'35.954	7.954
10	2	1'35.920	1.224	18	3	1'37.153	9.379	72	5	1'35.995	8.192
97	2	1'36.078	1.468	69	3	1'37.141	9.592	35	5	1'36.053	8.696
62	2	1'35.943	1.572	65	3	1'37.153	9.688	45	5	1'36.732	9.787
21	2	1'36.030	1.870	47	3	1'37.307	10.049	16	5	1'36.925	9.800
73	2	1'35.609	2.211	3	3	1'37.391	10.255	20	5	1'37.296	9.866
33	2	1'35.856	2.673	Lap 4				11	5	1'36.298	9.974
40	2	1'36.941	2.882	12	4	1'35.501		64	5	1'36.433	10.199
22	2	1'36.337	3.057	41	4	1'35.428	0.103	70	5	1'36.987	11.752
23	2	1'36.406	3.549	9	4	1'35.488	0.548	69	5	1'37.412	13.889
5	2	1'36.574	3.646	88	4	1'35.705	1.291	18	5	1'37.758	14.043
54	2	1'36.338	3.932	62	4	1'35.454	1.756	65	5	1'37.584	14.101
87	2	1'36.867	4.320	97	4	1'35.430	2.134	47	5	1'37.564	14.371
77	2	1'36.690	4.600	73	4	1'35.599	2.582	3	5	1'48.454	25.530
96	2	1'36.938	4.960	10	4	1'35.536	2.861	Lap 6			
20	2	1'37.192	5.319	21	4	1'35.892	3.107	12	6	1'35.102	
72	2	1'37.147	5.377	40	4	1'35.748	3.422	41	6	1'35.366	0.418
7	2	1'36.967	5.594	22	4	1'35.974	4.052	9	6	1'35.207	0.758
35	2	1'36.891	5.787	33	4	1'36.440	4.144	62	6	1'35.201	2.035
45	2	1'37.078	6.308	23	4	1'36.080	4.572	88	6	1'35.887	2.737
64	2	1'37.334	6.390	54	4	1'35.881	4.872	97	6	1'35.780	3.055
				5	4	1'35.874	5.076	73	6	1'35.362	3.302
				87	4	1'36.062	5.455	10	6	1'35.640	3.786
				Lap 7				64	6	1'36.812	13.531
				12	7	1'34.978		70	6	1'37.250	16.307
				41	7	1'35.098	0.538	7	6	1'36.086	9.833
				9	7	1'35.369	1.149	72	6	1'36.203	10.389
				62	7	1'35.129	2.186	35	6	1'36.083	10.558
				97	7	1'35.916	3.993	45	6	1'36.123	11.907
				73	7	1'35.811	4.135	45	6	1'36.139	12.087
				88	7	1'36.521	4.280	11	6	1'36.055	12.210
				10	7	1'35.938	4.746	16	6	1'36.055	12.210
				21	7	1'35.981	4.949	20	6	1'36.567	13.106
				40	7	1'35.797	5.129	64	6	1'36.812	13.531
				62	7	1'35.635	5.858	70	6	1'37.250	16.307
				97	7	1'36.250	7.121	65	6	1'36.177	16.984
				23	7	1'36.201	7.432	69	6	1'37.297	18.264
				5	7	1'36.055	7.998	18	6	1'36.938	18.355
				54	7	1'36.568	8.350	47	6	1'37.096	18.625
				77	7	1'36.302	8.710	Lap 8			
				87	7	1'36.590	8.856	12	8	1'35.468	
				96	7	1'36.169	9.091	41	8	1'35.113	0.183
				7	7	1'36.086	9.833	65	8	1'36.408	19.138
				88	7	1'36.521	4.280	70	8	1'36.881	19.530
				10	7	1'35.938	4.746	69	8	1'37.434	22.039
				21	7	1'35.981	4.949				
				40	7	1'35.797	5.129				
				62	7	1'35.635	5.858				
				97	7	1'36.250	7.121				
				23	7	1'36.201	7.432				
				5	7	1'36.055	7.998				
				54	7	1'36.568	8.350				
				77	7	1'36.302	8.710				
				87	7	1'36.590	8.856				
				96	7	1'36.169	9.091				
				7	7	1'36.086	9.833				
				88	7	1'36.521	4.280				
				10	7	1'35.938	4.746				
				21	7	1'35.981	4.949				
				40	7	1'35.797	5.129				
				62	7	1'35.635	5.858				
				97	7	1'36.250	7.121				
				23	7	1'36.201	7.432				
				5	7	1'36.055	7.998				
				54	7	1'36.568	8.350				
				77	7	1'36.302	8.710				
				87	7	1'36.590	8.856				
				96	7	1'36.169	9.091				
				7	7	1'36.086	9.833				
				88	7	1'36.521	4.280				
				10	7	1'35.938	4.746				
				21	7	1'35.981	4.949				
				40	7	1'35.797	5.129				
				62	7	1'35.635	5.858				
				97	7	1'36.250	7.121				
				23	7	1'36.201	7.432				
				5	7	1'36.055	7.998				
				54	7	1'36.568	8.350				
				77	7	1'36.302	8.710				
				87	7	1'36.590	8.856				
				96	7	1'36.169	9.091				
				7	7	1'36.086	9.833				
				88	7	1'36.521	4.280				
				10	7	1'35.938	4.746				
				21	7	1'35.981	4.949				

Num Lap Time Gap

18	1'37.499	22.284
47	1'37.560	22.509
Lap 10		
12	1'35.242	
41	1'35.169	0.104
9	1'35.215	1.029
62	1'35.012	1.330
73	1'35.706	5.074
97	1'35.960	5.792
88	1'35.935	5.958
10	1'35.862	6.162
40	1'35.669	6.377
21	1'36.192	6.744
22	1'35.787	7.152
23	1'36.208	9.970
33	1'36.569	10.372
54	1'36.070	10.703
5	1'36.710	11.052
77	1'36.401	11.211
87	1'36.460	11.433
96	1'36.246	11.646
7	1'36.026	11.890
72	1'36.033	12.226
35	1'36.089	12.597
16	1'36.041	14.300
45	1'36.528	14.661
11	1'36.355	14.985
20	1'36.788	16.842
64	1'36.476	17.046
65	1'36.419	20.315
70	1'36.699	20.987
69	1'37.076	23.873
18	1'37.128	24.170
47	1'37.199	24.466

Lap 11

12	1'35.732	
41	1'35.726	0.098
9	1'35.162	0.459
62	1'35.100	0.698
73	1'35.784	5.126
97	1'36.118	6.178
88	1'35.997	6.223
40	1'36.068	6.713
10	1'36.773	7.203
21	1'36.254	7.266
22	1'37.060	8.480
23	1'36.100	10.338
33	1'36.131	10.771
54	1'36.071	11.042
5	1'35.959	11.279
77	1'36.246	11.725
87	1'36.197	11.898
96	1'36.108	12.022
7	1'36.191	12.349
72	1'36.041	12.535
35	1'36.049	12.914
16	1'35.684	14.252
45	1'35.883	14.812
11	1'35.948	15.201
20	1'36.532	17.642
64	1'36.741	18.055
65	1'36.393	20.976
70	1'36.931	22.186
69	1'37.296	25.437
18	1'37.280	25.718
47	1'37.200	25.934

Lap 12

12	1'34.820	
41	1'34.889	0.167
9	1'35.058	0.697
62	1'35.017	0.895
73	1'35.674	5.980
88	1'35.770	7.173
97	1'35.983	7.341
40	1'35.584	7.477
21	1'35.874	8.320
10	1'36.269	8.652
22	1'35.838	9.498
23	1'36.328	11.846
33	1'36.102	12.053
54	1'35.999	12.221
5	1'36.028	12.487
77	1'35.941	12.846
96	1'35.830	13.032
87	1'36.582	13.660
7	1'36.464	13.993
72	1'36.557	14.272
35	1'36.354	14.448
16	1'35.535	14.967
45	1'35.877	15.869
11	1'35.832	16.213
20	1'36.873	19.695
64	1'36.878	20.113
65	1'36.425	22.581
70	1'36.975	24.341
69	1'37.335	27.952
18	1'37.259	28.157
47	1'37.345	28.459

Lap 13

12	1'35.102	
41	1'35.208	0.273
9	1'35.281	0.876
62	1'35.319	1.112
88	1'35.431	7.502
40	1'35.559	7.934
97	1'36.015	8.254
21	1'35.799	9.017
10	1'35.751	9.301
22	1'35.796	10.192
23	1'36.372	13.116
33	1'36.509	13.460
54	1'36.569	13.688
77	1'36.267	14.011
5	1'36.692	14.077
96	1'36.238	14.168
87	1'35.952	14.510
7	1'36.072	14.963
72	1'36.247	15.417
16	1'35.772	15.637
35	1'36.568	15.914
45	1'36.186	16.953
11	1'36.192	17.303
20	1'36.920	21.513
64	1'36.745	21.756
65	1'36.614	24.093
70	1'37.073	26.312
69	1'37.567	30.417
18	1'37.514	30.569
47	1'37.467	30.824
73	2'50.223	1'21.101

Lap 14

12	1'35.452	
41	1'35.240	0.061
9	1'35.317	0.741
62	1'35.240	0.900

88	1'35.575	7.625
40	1'35.613	8.095
97	1'35.729	8.531
21	1'35.954	9.519
10	1'35.822	9.671
22	1'36.220	10.960
23	1'36.585	14.249
54	1'36.241	14.477
33	1'36.595	14.603
77	1'36.240	14.799
5	1'36.431	15.056
96	1'36.440	15.156
87	1'36.322	15.380
7	1'36.601	16.112
16	1'35.969	16.154
72	1'36.604	16.569
35	1'36.341	16.803
45	1'35.963	17.464
11	1'36.049	17.900
64	1'36.885	23.189
20	1'38.263	24.324
65	1'36.500	25.141
70	1'37.169	28.029
69	1'37.250	32.215
18	1'37.187	32.304
47	1'37.190	32.562
73	1'38.664	1'24.313

Lap 15

41	1'35.510	
12	1'35.999	0.428
9	1'35.449	0.619
62	1'35.522	0.851
88	1'35.487	7.541
40	1'35.472	7.996
97	1'35.802	8.762
21	1'36.324	10.272
10	1'36.220	10.320
22	1'35.943	11.332
54	1'36.348	15.254
33	1'36.634	15.666
77	1'36.442	15.670
5	1'36.350	15.835
96	1'36.735	16.320
87	1'36.969	16.778
23	1'38.157	16.835
7	1'36.310	16.851
16	1'36.732	17.315
72	1'36.668	17.666
35	1'36.679	17.911
45	1'36.221	18.114
11	1'36.479	18.808
64	1'36.365	23.983
20	1'37.088	25.841
65	1'36.816	26.386
70	1'37.485	29.943
18	1'37.980	34.713
47	1'37.931	34.922
73	1'37.910	1'26.652

Lap 16

41	1'35.096	
12	1'35.403	0.735
9	1'35.522	1.045
62	1'35.430	1.185
88	1'35.621	8.066
40	1'35.411	8.311
97	1'36.256	9.922
10	1'35.861	11.085
21	1'36.563	11.739

Lapped rider

These data/results cannot be reproduced, stored and/or transmitted in whole or in part by any manner of electronic, mechanical, photocopying, recording, broadcasting or otherwise now known or herein after developed without the previous express consent by the copyright owner, except for reproduction in daily press and regular printed publications on sale to the public within 60 days of the event related to those data/results and always provided that copyright symbol appears together as follows below.

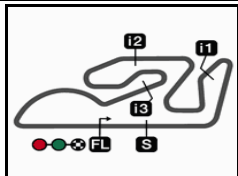
© DORNA, 2019

Official MotoGP Timing by TISSOT
www.motogp.com

Cheste, Sunday, November 17, 2019

Page 2 of 2





4005 m.

GRAN PREMIO MOTUL DE LA COMUNITAT VALENCIANA

Moto2™

2019 Rookie of the Year Classification

36

Rider	Nation	Points	Leader Previous	QAT	ARG	AME	SPA	FRA	ITA	CAT	NED	GER	CZE	AUT	GBR	RSM	ARA	THA	JPN	AUS	MAL	VAL	
1 DI GIANNANTONIO Fabio	ITA	108		5	-	-	4	4	6	-	5	13	20	2	10	20	5	-	5	2	-	7	
2 BASTIANINI Enea	ITA	97	11	11	7	7	7	5	9	10	11	-	2	16	-	-	7	-	5	9	-	-	2
3 MARTIN Jorge	SPA	94	14	3	1	-	1	-	-	-	1	-	7	3	9	4	4	7	10	16	20	-	11
4 BULEGA Nicolo	ITA	48	60	46	-	-	-	7	6	-	3	-	-	9	3	-	-	4	8	-	4	4	-
5 CHANTRA Somkiat	THA	23	85	25	-	6	-	-	-	-	-	-	1	4	-	2	-	7	3	-	-	-	-
6 BEZZECCHI Marco	ITA	17	91	6	-	-	-	-	-	-	6	-	4	-	-	-	1	6	-	-	-	-	-
7 DIXON Jake	GBR	7	101	10	-	-	-	-	-	-	4	-	-	-	-	-	-	-	-	-	-	-	3
8 TULOVIC Lukas	GER	3	105	4	-	-	-	-	-	-	3	-	-	-	-	-	-	-	-	-	-	-	-

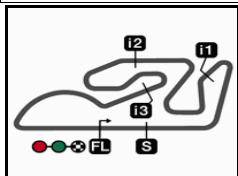
These data/results cannot be reproduced, stored and/or transmitted in whole or in part by any manner of electronic, mechanical, photocopying, recording, broadcasting or otherwise now known or herein after developed without the previous express consent by the copyright owner, except for reproduction in daily press and regular printed publications on sale to the public within 60 days of the event related to those data/results and always provided that copyright symbol appears together as follows below.

© DORNA, 2019

Official MotoGP Timing by **TISSOT**
www.motogp.com

Cheste, Sunday, November 17, 2019





4005 m.

After the **GRAN PREMIO MOTUL DE LA COMUNITAT VALENCIANA****Moto2™****2019 Riders Performance**

(Qualifying Position - Starting Position - Race Position)

37

Rider	Points	QAT	ARG	AME	SPA	FRA	ITA	CAT	NED	GER	CZE	AUT	GBR	RSM	ARA	THA	JPN	AUS	MAL	VAL
1 MARQUEZ Alex	262	9	4	2	2	3	3	6	4	1	1	11	1	2	1	1	4	7	1	15
		9-7	4-3	2-5	2-24	3-1	3-1	6-1	4-NC	1-1	1-1	11-2	1-NC	2-3	1-3	1-5	4-6	6-8	1-2	15-30
2 BINDER Brad	259	8	6	5	10	8	19	19	2	17	16	2	8	16	3	12	18	2	3	7
		8-12	6-6	5-NC	10-5	8-4	19-15	19-11	2-2	17-2	16-NC	2-1	8-3	16-6	3-1	12-2	18-12	2-1	3-1	7-1
3 LUTHI Thomas	250	7	5	4	8	2	2	2	8	12	12	5	12	7	5	8	7	11	5	5
		7-2	5-NC	4-1	8-4	2-6	2-3	2-2	8-4	12-5	12-NC	5-6	12-8	7-4	5-6	8-7	7-2	10-3	5-3	5-2
4 NAVARRO Jorge	226	12	11	6	1	1	5	4	7	11	11	8	2	15	6	21	5	1	15	1
		12-NL	11-8	6-3	1-2	1-2	5-7	4-3	7-NC	11-8	11-4	8-3	2-2	15-7	6-2	21-17	5-5	1-4	15-5	1-3
5 FERNANDEZ Augusto	207	10	32		3	14	9	1	13	5	10	13	3	3	2	6	2	17	17	8
		10-5	-NS	-	3-3	14-3	9-5	1-4	13-1	5-6	10-8	13-5	3-1	3-1	2-22	6-4	2-8	16-19	17-11	8-6
6 MARINI Luca	190	4	13	10	13	19	6	13	11	2	13	10	6	12	4	4	1	3	10	4
		4-8	13-7	10-6	13-8	19-13	6-2	13-6	11-3	2-10	13-5	10-NC	6-9	12-11	4-4	4-1	1-1	3-NL	10-10	4-8
7 BALDASSARRI Lorenzo	171	3	8	15	6	7	15	7	16	10	3	6	18	14	11	19	3	19	22	23
		3-1	8-1	15-NL	6-1	7-NC	15-4	7-NC	16-NC	10-7	3-11	6-4	18-7	14-10	11-8	19-25	3-4	18-5	22-7	23-17
8 SCHROTTER Marcel	137	1	2	1	14	10	1	12	12	3	7	16	13	31		14	9	21	8	16
		1-3	2-5	1-2	14-15	10-8	1-8	12-7	12-8	3-3	7-6	16-9	13-14	-NS	-	14-14	9-9	20-11	8-9	16-16
9 DI GIANNANTONIO Fabio	108	19	18	13	7	20	14	5	6	4	5	18	10	1	12	18	21	4	11	6
		19-11	18-NC	13-NL	7-12	20-12	14-10	5-NC	6-11	4-4	5-2	18-14	10-6	1-2	12-11	18-18	21-11	4-14	11-NC	6-9
10 BASTIANINI Enea	97	13	12	17	18	16	11	10	9	24	18	4		10	20	11	12	18	14	9
		13-9	12-9	17-9	18-11	16-7	11-6	10-5	9-NC	24-14	18-3	4-NC	-	10-9	20-24	11-11	12-7	17-17	14-24	9-14
11 MARTIN Jorge	94	11	17	8	22	13	12	17	14	7	19	12	19	17	14	3	14	5	6	2
		11-15	17-NC	8-15	22-NC	13-20	12-16	17-15	14-NC	7-9	19-13	12-7	19-12	17-12	14-9	3-6	14-3	5-2	6-NC	2-5
12 LECUONA Iker	90	16	15	19	16	22	23	15	17	6	23	14	15	18	10	10	13	10	12	
		16-NL	15-4	19-NC	16-10	22-9	23-NL	15-NC	17-15	6-NC	22-10	14-8	15-11	18-21	10-7	10-3	13-NC	9-7	12-6	-
13 VIERGE Xavi	81	2	1	20	12	5	17	20	3	8	14	7	5	6	7	7	20	16	4	11
		2-10	1-NS	20-NL	12-6	5-5	17-12	20-8	3-NC	8-NC	14-24	7-NC	5-10	6-8	7-10	7-NC	20-NC	14-NC	4-4	11-7

NC=Not classified NL=Not finished first lap NP=Not started race re-start N2=Not finished first lap race re-start EX=Excluded NS=Not Started DS=Disqualified

These data/results cannot be reproduced, stored and/or transmitted in whole or in part by any manner of electronic, mechanical, photocopying, recording, broadcasting or otherwise now known or herein after developed without the previous express consent by the copyright owner, except for reproduction in daily press and regular printed publications on sale to the public within 60 days of the event related to those data/results and always provided that copyright symbol appears together as follows below.
© DORNA, 2019

Official MotoGP Timing by TISSOT
www.motogp.com



Ceste, Sunday, November 17, 2019

2019 Riders Performance

Moto2 Race

	Rider	Points	QAT	ARG	AME	SPA	FRA	ITA	CAT	NED	GER	CZE	AUT	GBR	RSM	ARA	THA	JPN	AUS	MAL	VAL
14	NAGASHIMA Tetsuta	78	14	22	14	9	31	7	16	15	18	17	1	7	5	17	2	16	12	2	21
			14-NC	22-12	14-12	9-7	31-11	7-14	16-10	15-5	18-12	17-9	1-NC	7-5	5-NC	17-NC	2-15	33-NL	15-10	2-8	21-21
15	GARDNER Remy	77	5	7	18	4	12	10	11	1	9	15	9	4	4	13	5	10	15	9	14
			5-4	7-2	18-11	-NS	12-NC	10-13	11-NL	1-NC	9-13	15-16	9-NC	4-4	4-NC	13-13	5-12	10-NC	13-6	9-14	14-15
16	LOWES Sam	66	6	3	3	11	26	8	3	5	13	2	24	9	8	9	16	15	6	7	10
			6-6	3-NC	3-7	11-NC	26-NC	8-9	3-9	5-NC	13-11	2-NC	24-24	9-NC	8-5	9-5	16-NC	15-NC	32-20	7-NC	10-10
17	BULEGA Nicolo	48	15	9		5	15	4	8	18	16	4	19	11	13	8	9	17	13	19	18
			15-NL	9-NC	-	5-9	15-10	4-NC	8-13	18-NC	16-18	4-7	19-13	11-20	13-NC	8-12	9-8	17-NC	11-12	18-12	18-22
18	LOCATELLI Andrea	46	17	14	11	15	6	16	9	10	14	21	17	16	11	15	15	19	23	20	13
			17-13	14-11	11-10	15-14	6-NL	16-18	9-12	10-6	14-15	20-14	17-11	16-15	11-13	15-17	15-13	19-15	22-18	19-16	13-20
19	MANZI Stefano	39	26	23		19	24	22	22	21	23	27	21	17	20	19	20	11	14	13	3
			26-20	23-NC	-	19-21	24-15	22-NC	22-NC	29-7	23-22	26-20	21-16	17-17	20-15	19-14	20-NC	11-10	12-9	13-NC	3-4
20	PASINI Mattia	35			7	24	4	18				24	15	14	32		26	23	27	26	12
			-	-	7-4	24-NC	4-NC	18-11	-	-	-	23-NC	15-10	14-13	-NS	-	26-NC	23-NC	26-NC	26-13	12-11
21	CHANTRA Somkiat	23	27	19	24	21	23		25	20		22	3	22	19	18	13	6	28	18	24
			27-NC	19-10	24-20	21-17	23-NC	-	25-17	-NS	-	21-15	3-12	22-16	19-14	18-16	13-9	6-13	27-NC	21-NC	24-23
22	AEGERTER Dominique	19	24	20	29	23	25	21	21	19	21	30	20	20	21	24	22	28	24	24	19
			24-18	20-20	29-14	23-13	25-NC	21-17	21-16	19-9	21-20	29-21	20-17	20-18	21-18	24-19	22-16	28-14	23-27	24-15	19-12
23	BEZZECCHI Marco	17	28	21	12	25	27	25	31	22	19	6	25	24	9	16	17	8	9	21	20
			28-26	21-16	12-NC	25-22	27-18	25-23	31-23	20-10	19-19	6-12	25-23	24-19	9-NC	16-15	17-10	8-NC	8-NL	20-NC	20-19
24	CORSI Simone	10	22	10	9	17	18	13	18	26	22				22	26					
			22-19	10-NC	9-8	17-NC	18-NC	13-NC	18-14	24-NC	22-21	-	-	-	22-19	26-21	-	-	-	-	-
25	DIXON Jake	7	30	28	31		11	30	26	25	26	9	27	23	25	25	27	32	25	28	17
			30-NC	27-17	-NS	-	11-17	30-NC	26-NC	23-12	26-NL	9-18	27-19	23-23	25-20	25-23	27-19	32-17	24-21	28-17	17-13
26	BENDSNEYDER Bo	7	18	16	16	20	17	20	14	24	15	8	23	21	23	21	25	27	20	23	22
			18-16	16-14	16-13	20-16	17-NC	20-19	14-18	22-NC	15-16	8-17	23-15	21-21	23-17	21-18	25-20	27-16	19-15	23-NL	22-24
27	RAFFIN Jesko	6	20	24	21											22	23	22	8	16	
			20-14	24-15	21-16	-	-	-	-	-	-	-	-	-	-	-	22-20	23-21	22-19	7-13	16-20
28	ROBERTS Joe	4	23	26	22	27	29	26	29	28	25	20	29	31	24	23	24	24	22	25	32
			23-22	26-22	22-NL	27-20	29-14	26-NC	29-20	26-14	25-25	-NS	29-21	31-22	24-16	23-30	24-NC	24-18	21-16	25-19	32-18
29	TULOVIC Lukas	3	25	27	26	28	9	24	28	27	28	26	30	27	27	28	30	26	31	30	31
			25-21	30-18	26-19	28-19	9-16	24-20	28-24	25-13	28-24	25-NC	30-27	26-26	27-22	28-25	30-NC	26-NC	30-24	30-22	31-NC

NC=Not classified NL=Not finished first lap NP=Not started race re-start N2=Not finished first lap race re-start EX=Excluded NS=Not Started DS=Disqualified

These data/results cannot be reproduced, stored and/or transmitted in whole or in part by any manner of electronic, mechanical, photocopying, recording, broadcasting or otherwise now known or herein after developed without the previous express consent by the copyright owner, except for reproduction in daily press and regular printed publications on sale to the public within 60 days of the event related to those data/results and always provided that copyright symbol appears together as follows below.
© DORNA, 2019

Official MotoGP Timing by TISSOT
www.motogp.com



	Rider	Points	QAT	ARG	AME	SPA	FRA	ITA	CAT	NED	GER	CZE	AUT	GBR	RSM	ARA	THA	JPN	AUS	MAL	VAL
30	PAWI Khairul Idham	3	21 21-17	25 25-13	23 23-17	-	-	-	-	-	-	-	-	-	-	-	-	-	-	-	-
31	ODENDAAL Steven	0	-	-	-	26 26-18	21 21-NC	28 28-22	27 27-22	29 27-16	27 27-23	25 24-22	28 28-20	28 27-25	-	-	-	-	-	-	-
32	FOLGER Jonas	0	-	-	-	-	-	-	23 23-19	23 21-17	20 20-17	29 28-19	22 22-18	-	-	-	-	-	-	-	-
33	OETTL Philipp	0	29 29-23	30 29-19	25 25-18	30 30-23	32 32-19	27 27-21	32 -NS	-	-	31 30-23	26 26-22	26 25-24	26 26-23	27 27-26	28 28-22	29 29-20	26 25-22	29 29-21	26 26-26
34	EKKY PRATAMA Dimas	0	31 31-24	29 28-23	30 30-22	29 -NS	28 28-NC	29 29-24	24 24-21	-	-	32 -NS	-	-	-	-	29 29-24	25 25-21	32 31-26	27 27-18	25 25-25
35	CARDELUS Xavi	0	32 32-25	31 31-21	28 28-NC	31 31-25	30 30-NC	31 31-25	30 30-25	30 28-18	29 29-26	28 27-25	32 32-26	30 30-27	28 28-25	29 29-27	31 31-NC	30 30-23	29 28-25	32 32-23	30 30-28
36	RUIU Gabriele	0	-	-	27 27-21	-	-	-	-	-	-	-	-	-	-	31 31-28	-	-	-	-	-
37	NORRODIN Adam	0	-	-	-	-	-	-	-	-	-	-	-	-	29 29-NC	-	32 32-23	31 31-22	30 29-23	31 31-NC	29 29-29
38	IZDIHAR Andi Farid	0	-	-	-	-	-	-	-	-	-	-	-	-	30 30-24	-	-	-	-	-	-
39	NAGOE Teppei	0	-	-	-	-	-	32 32-NC	-	-	-	-	31 31-25	29 29-28	-	-	-	-	-	-	-
40	MARCON Tommaso	0	-	-	-	-	-	-	-	-	-	-	-	-	-	-	-	-	-	-	28 28-27
41	SALIM Gerry	0	-	-	-	-	-	-	-	-	-	-	-	-	-	30 30-29	-	-	-	-	-
42	KELLY Sean Dylan	0	-	-	-	-	-	-	-	-	-	-	-	-	-	-	-	-	-	-	27 27-NC

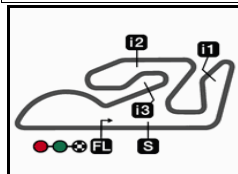
NC=Not classified NL=Not finished first lap NP=Not started race re-start N2=Not finished first lap race re-start EX=Excluded NS=Not Started DS=Disqualified

These data/results cannot be reproduced, stored and/or transmitted in whole or in part by any manner of electronic, mechanical, photocopying, recording, broadcasting or otherwise now known or herein after developed without the previous express consent by the copyright owner, except for reproduction in daily press and regular printed publications on sale to the public within 60 days of the event related to those data/results and always provided that copyright symbol appears together as follows below.
© DORNA, 2019

Official MotoGP Timing by TISSOT
www.motogp.com

Cheste, Sunday, November 17, 2019





4005 m.

GRAN PREMIO MOTUL DE LA COMUNITAT VALENCIANA

Official Starting Grid

Race : 16 laps = 64.08 km



1	3 1'34.633 62 Stefano MANZI MV Agusta	2 1'34.478 88 Jorge MARTIN KTM	1 1'34.461 9 Jorge NAVARRO Speed Up
2	6 1'34.704 21 Fabio DI GIANNANTONIO Speed Up	5 1'34.674 12 Thomas LUTHI Kalex	4 1'34.646 10 Luca MARINI Kalex
3	9 1'34.866 33 Enea BASTIANINI Kalex	8 1'34.863 40 Augusto FERNANDEZ Kalex	7 1'34.727 41 Brad BINDER KTM
4	12 1'34.924 54 Mattia PASINI Kalex	11 1'34.899 97 Xavi VIERGE Kalex	10 1'34.887 22 Sam LOWES Kalex
5	15 1'34.955 73 Alex MARQUEZ Kalex	14 1'34.946 87 Remy GARDNER Kalex	13 1'34.945 5 Andrea LOCATELLI Kalex
6	18 1'35.385 11 Nicolo BULEGA Kalex	17 1'35.085 96 Jake DIXON KTM	16 1'34.983 23 Marcel SCHROTTER Kalex
7	21 1'35.062 45 Tetsuta NAGASHIMA Kalex	20 1'35.061 72 Marco BEZZECCHI KTM	19 1'35.050 77 Dominique AEGERTER MV Agusta
8	24 1'35.286 35 Somkiat CHANTRA Kalex	23 1'35.258 7 Lorenzo BALDASSARRI Kalex	22 1'35.082 64 Bo BENDSNEYDER NTS

The results are provisional until the end of the limit for protest and appeals and until the ratification of the Event Management Committee.

Time limit for protest expires 60' at the latest after publication of the results - Time:

These data/results cannot be reproduced, stored and/or transmitted in whole or in part by any manner of electronic, mechanical, photocopying, recording, broadcasting or otherwise now known or herein after developed without the previous express consent by the copyright owner, except for reproduction in daily press and regular printed publications on sale to the public within 60 days of the event related to those data/results and always provided that copyright symbol appears together as follows below.

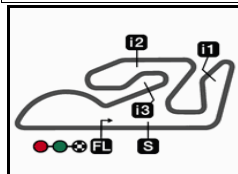
© DORNA, 2019

Official MotoGP Timing by TISSOT
www.motogp.com

Cheste, Sunday, November 17, 2019

Page 1 of 2





4005 m.

GRAN PREMIO MOTUL DE LA COMUNITAT VALENCIANA

Official Starting Grid

Moto2™

Race : 16 laps = 64.08 km

9	27 1'36.130 69 Sean Dylan KELLY KTM	26 1'35.967 65 Philipp OETTL KTM	25 1'35.880 20 Dimas EKKY PRATAMA Kalex
10	30 1'36.727 18 Xavi CARDELUS KTM	29 1'36.345 47 Adam NORRODIN Kalex	28 1'36.238 70 Tommaso MARCON NTS
11		32 2'29.394 16 Joe ROBERTS KTM	31 1'36.854 3 Lukas TULOVIC KTM

The results are provisional until the end of the limit for protest and appeals and until the ratification of the Event Management Committee.

Time limit for protest expires 60' at the latest after publication of the results - Time:

These data/results cannot be reproduced, stored and/or transmitted in whole or in part by any manner of electronic, mechanical, photocopying, recording, broadcasting or otherwise now known or herein after developed without the previous express consent by the copyright owner, except for reproduction in daily press and regular printed publications on sale to the public within 60 days of the event related to those data/results and always provided that copyright symbol appears together as follows below.

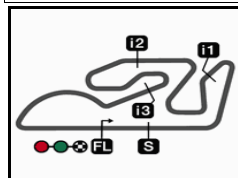
© DORNA, 2019

Official MotoGP Timing by TISSOT
 www.motogp.com

Cheste, Sunday, November 17, 2019

Page 2 of 2





4005 m.

GRAN PREMIO MOTUL DE LA COMUNITAT VALENCIANA

Race

Top Speed & Average

Moto2™



Rider	Nation	Motorcycle	Top 5 speeds					Average	Top
10 Luca MARINI	ITA	KALEX	279.5	277.2	277.2	277.2	277.2	277.7	279.5
33 Enea BASTIANINI	ITA	KALEX	279.5	277.2	276.1	275.0	273.9	275.9	279.5
45 Tetsuta NAGASHIMA	JPN	KALEX	279.5	277.2	277.2	276.1	276.1	277.2	279.5
97 Xavi VIERGE	SPA	KALEX	279.5	276.1	276.1	276.1	276.1	276.8	279.5
5 Andrea LOCATELLI	ITA	KALEX	278.3	276.1	276.1	275.0	275.0	275.7	278.3
11 Nicolo BULEGA	ITA	KALEX	278.3	278.3	275.0	273.9	273.9	274.8	278.3
23 Marcel SCHROTTER	GER	KALEX	278.3	276.1	275.0	273.9	273.9	274.8	278.3
54 Mattia PASINI	ITA	KALEX	278.3	276.1	276.1	276.1	275.0	275.7	278.3
72 Marco BEZZECCHI	ITA	KTM	278.3	278.3	278.3	278.3	278.3	278.3	278.3
35 Somkiat CHANTRA	THA	KALEX	277.2	277.2	276.1	276.1	276.1	276.4	277.2
41 Brad BINDER	RSA	KTM	277.2	277.2	276.1	276.1	276.1	276.5	277.2
65 Philipp OETTL	GER	KTM	277.2	276.1	276.1	276.1	273.9	275.9	277.2
69 Sean Dylan KELLY	USA	KTM	277.2	276.1	276.1	275.0	273.9	275.7	277.2
96 Jake DIXON	GBR	KTM	277.2	275.0	273.9	272.8	272.8	274.3	277.2
3 Lukas TULOVIC	GER	KTM	276.1	273.9	273.9	271.7	220.3	263.2	276.1
7 Lorenzo BALDASSARRI	ITA	KALEX	276.1	275.0	275.0	275.0	275.0	275.2	276.1
40 Augusto FERNANDEZ	SPA	KALEX	276.1	275.0	273.9	273.9	273.9	274.6	276.1
64 Bo BENDSNEYDER	NED	NTS	276.1	275.0	275.0	273.9	272.8	274.1	276.1
73 Alex MARQUEZ	SPA	KALEX	276.1	276.1	276.1	275.0	273.9	274.9	276.1
87 Remy GARDNER	AUS	KALEX	276.1	276.1	276.1	276.1	276.1	276.1	276.1
9 Jorge NAVARRO	SPA	SPEED UP	275.0	275.0	273.9	272.8	272.8	273.7	275.0
12 Thomas LUTHI	SWI	KALEX	275.0	273.9	273.9	272.8	272.8	273.4	275.0
18 Xavi CARDELUS	AND	KTM	275.0	273.9	271.7	271.7	271.7	272.5	275.0
16 Joe ROBERTS	USA	KTM	273.9	273.9	272.8	272.8	272.8	273.1	273.9
20 Dimas EKKY PRATAMA	INA	KALEX	273.9	273.9	272.8	270.7	270.7	271.9	273.9
22 Sam LOWES	GBR	KALEX	273.9	273.9	272.8	272.8	271.7	272.8	273.9
47 Adam NORRODIN	MAL	KALEX	273.9	272.8	272.8	271.7	271.7	272.6	273.9
62 Stefano MANZI	ITA	MV AGUSTA	273.9	272.8	271.7	271.7	271.7	272.4	273.9
88 Jorge MARTIN	SPA	KTM	273.9	273.9	272.8	272.8	270.7	272.0	273.9
77 Dominique AEGERTER	SWI	MV AGUSTA	272.8	272.8	272.8	272.8	271.7	272.3	272.8
21 Fabio DI GIANNANTONIO	ITA	SPEED UP	271.7	271.7	271.7	271.7	270.7	271.2	271.7
70 Tommaso MARCON	ITA	NTS	271.7	269.6	268.5	266.5	266.5	268.2	271.7

These data/results cannot be reproduced, stored and/or transmitted in whole or in part by any manner of electronic, mechanical, photocopying, recording, broadcasting or otherwise now known or herein after developed without the previous express consent by the copyright owner, except for reproduction in daily press and regular printed publications on sale to the public within 60 days of the event related to those data/results and always provided that copyright symbol appears together as follows below.

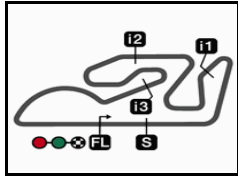
© DORNA, 2019

Official MotoGP Timing by TISSOT
www.motogp.com






Cheste, Sunday, November 17, 2019



4005 m.

Moto2™**GRAN PREMIO MOTUL DE LA COMUNITAT VALENCIANA****Race****Fastest Laps Sequence**

<i>Lap</i>	<i>Race Time</i>	 <i>Rider</i>	<i>Nation</i>	<i>Motorcycle</i>	<i>Time</i>	<i>Km/h</i>	<i>Riders's Lap</i>
2	3'16.371	12 Thomas LUTHI	SWI	KALEX	1'35.350	151.2	2
2	3'16.446	41 Brad BINDER	RSA	KTM	1'35.111	151.5	2
5	8'02.721	12 Thomas LUTHI	SWI	KALEX	1'35.072	151.6	5
7	11'12.801	12 Thomas LUTHI	SWI	KALEX	1'34.978	151.8	7
8	12'49.808	62 Stefano MANZI	ITA	MV AGUSTA	1'34.821	152.0	8
12	19'09.545	12 Thomas LUTHI	SWI	KALEX	1'34.820	152.0	12

These data/results cannot be reproduced, stored and/or transmitted in whole or in part by any manner of electronic, mechanical, photocopying, recording, broadcasting or otherwise now known or herein after developed without the previous express consent by the copyright owner, except for reproduction in daily press and regular printed publications on sale to the public within 60 days of the event related to those data/results and always provided that copyright symbol appears together as follows below.

© DORNA, 2019

Official MotoGP Timing by TISSOT
www.motogp.com

Cheste, Sunday, November 17, 2019