

**GRAN PREMIO MOTUL DE LA COMUNITAT VALENCIANA**

**Race Nr. 1**

**Classification after 7 laps = 28.035 km**

**29**

<i>Pos</i>		<i>Rider</i>	<i>Nation</i>	<i>Team</i>	<i>Motorcycle</i>	<i>Total Time</i>	<i>Km/h</i>	<i>Gap</i>
1	25	51 <b>Eric GRANADO</b>	BRA	Avintia Esponsorama Racing	ENERGICA	<b>11'49.900</b>	142.1	
2	20	38 <b>Bradley SMITH</b>	GBR	One Energy Racing	ENERGICA	<b>11'50.606</b>	142.0	0.706
3	16	11 <b>Matteo FERRARI</b>	ITA	TRENTINO Gresini MotoE	ENERGICA	<b>11'53.113</b>	141.5	3.213
4	13	10 <b>Xavier SIMEON</b>	BEL	Avintia Esponsorama Racing	ENERGICA	<b>11'56.210</b>	140.9	6.310
5	11	5 <b>Alex DE ANGELIS</b>	RSM	OCTO Pramac MotoE	ENERGICA	<b>11'57.283</b>	140.7	7.383
6	10	7 <b>Niccolo CANEPA</b>	ITA	LCR E-Team	ENERGICA	<b>11'57.632</b>	140.6	7.732
7	9	2 <b>Jesko RAFFIN</b>	SWI	Dynavolt Intact GP	ENERGICA	<b>11'58.788</b>	140.4	8.888
8	8	16 <b>Joshua HOOK</b>	AUS	OCTO Pramac MotoE	ENERGICA	<b>11'59.534</b>	140.2	9.634
9	7	27 <b>Mattia CASADEI</b>	ITA	Ongetta SIC58 Squadracorse	ENERGICA	<b>12'00.576</b>	140.0	10.676
10	6	63 <b>Mike DI MEGLIO</b>	FRA	EG 0,0 Marc VDS	ENERGICA	<b>12'00.823</b>	140.0	10.923
11	5	15 <b>Sete GIBERNAU</b>	SPA	Join Contract Pons 40	ENERGICA	<b>12'02.077</b>	139.7	12.177
12	4	14 <b>Randy DE PUNIET</b>	FRA	LCR E-Team	ENERGICA	<b>12'05.469</b>	139.1	15.569
13	3	18 <b>Nicolas TEROL</b>	SPA	OpenBank Ángel Nieto Team	ENERGICA	<b>12'05.683</b>	139.0	15.783
14	2	6 <b>Maria HERRERA</b>	SPA	OpenBank Ángel Nieto Team	ENERGICA	<b>12'05.721</b>	139.0	15.821
15	1	32 <b>Lorenzo SAVADORI</b>	ITA	TRENTINO Gresini MotoE	ENERGICA	<b>12'06.065</b>	139.0	16.165
16		78 <b>Kenny FORAY</b>	FRA	Tech 3 E-Racing	ENERGICA	<b>12'11.568</b>	137.9	21.668

**Disqualified**

4	<b>Hector GARZO</b>	SPA	Tech 3 E-Racing	ENERGICA
---	---------------------	-----	-----------------	----------

**Race condition: Dry**  
Air: 17°  
Humidity: 22%  
Ground: 19°

<b>Pole Position:</b>		<b>Eric GRANADO</b>	<b>1'40.615</b>	143.2 Km/h
<b>Fastest Lap (New record):</b>	Lap 4	<b>Eric GRANADO</b>	<b>1'40.234</b>	143.8 Km/h
<b>Best Race Lap:</b>		<b>New track layout</b>		
<b>All Time Lap Record:</b>	2019	<b>Hector GARZO</b>	<b>1'40.012</b>	144.1 Km/h

16:03'20  
16:14'42  
16:16'36

**SIGHTING LAP START**  
**RACE START**  
No jump start

**FIM MotoGP Stewards sanction, #4 Garzo disqualified from the Race for Technical regulations infringement**

The results are provisional until the end of the limit for protest and appeals.

Time limit for protest expires 30' after publication of the results - ..... Time: .....

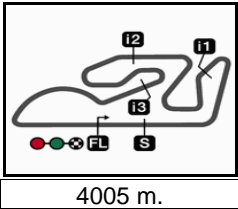
DORNA DATA PROCESSING TIMING SERVICE DORNA DATA PROCESSING TIMING SERVICE DORNA DATA PROCESSING TIMING SERVICE DORNA DATA PROCESSING TIMING SERVICE DORNA DATA PROCESSING TIMING SERVICE DORNA DATA PROCESSING TIMING SERVICE DORNA DATA PROCESSING TIMING SERVICE DORNA DATA PROCESSING TIMING SERVICE DORNA DATA PROCESSING TIMING SERVICE DORNA DATA PROCESSING TIMING SERVICE DORNA DATA PROCESSING TIMING SERVICE DORNA DATA PROCCESSSS

# GRAN PREMIO MOTUL DE LA COMUNITAT VALENCIANA

## Race Nr. 1

### Lap Chart

**31**



Pos	1	2	3	4	5	6	7	8	9	10	11	12	13	14	15	16	17
Grid	51	11	38	2	4	10	7	15	5	16	32	63	27	6	14	78	18



1	38	51	10	4	11	2	7	5	16	18	63	27	32	15	6	14	78
2	38	51	4	10	11	2	7	5	16	18	63	27	32	15	6	14	78
3	38	51	4	11	10	2	5	7	16	63	27	18	15	32	6	14	78
4	38	51	4	11	10	5	7	2	16	63	27	15	18	32	6	14	78
5	38	51	4	11	10	5	7	2	16	63	27	15	18	32	14	6	78
6	51	4	38	11	10	5	7	2	16	27	63	15	18	14	32	6	78
7	51	4	38	11	10	5	7	2	16	27	63	15	14	18	6	32	78

L  
a  
p  
s

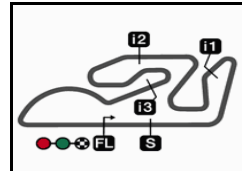


Winner



Lapped rider

DORNA DATA PROCESSING TIMING SERVICE DORNA DATA PROCESSING TIMING SERVICE DORNA DATA PROCESSING TIMING SERVICE DORNA DATA PROCESSING TIMING SERVICE DORNA DATA PROCESSING TIMING SERVICE DORNA DATA PROCESSING TIMING SERVICE DORNA DATA PROCESSING TIMING SERVICE DORNA DATA PROCESSING TIMING SERVICE DORNA DATA PROCESSING TIMING SERVICE DORNA DATA PROCESSING TIMING SERVICE DORNA DATA PROCCEESS



4005 m.

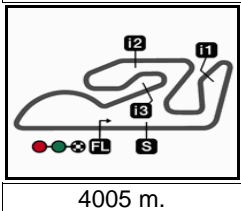
## GRAN PREMIO MOTUL DE LA COMUNITAT VALENCIANA

## Race Nr. 1

## Fastest Lap of Each Rider

32

	Rider	Nation	Team	Motorcycle	Time	Lap Total	Gap
1	51 Eric GRANADO	BRA	Avintia Esponsorama Racing	ENERGICA	<b>1'40.234</b>	4 7	
2	38 Bradley SMITH	GBR	One Energy Racing	ENERGICA	<b>1'40.471</b>	3 7	0.237 0.237
3	11 Matteo FERRARI	ITA	TRENTINO Gresini MotoE	ENERGICA	<b>1'40.555</b>	3 7	0.321 0.084
4	10 Xavier SIMEON	BEL	Avintia Esponsorama Racing	ENERGICA	<b>1'40.858</b>	3 7	0.624 0.303
5	5 Alex DE ANGELIS	RSM	OCTO Pramac MotoE	ENERGICA	<b>1'41.128</b>	3 7	0.894 0.270
6	7 Niccolo CANEPA	ITA	LCR E-Team	ENERGICA	<b>1'41.187</b>	5 7	0.953 0.059
7	27 Mattia CASADEI	ITA	Ongetta SIC58 Squadracorse	ENERGICA	<b>1'41.352</b>	5 7	1.118 0.165
8	2 Jesko RAFFIN	SWI	Dynavolt Intact GP	ENERGICA	<b>1'41.371</b>	3 7	1.137 0.019
9	15 Sete GIBERNAU	SPA	Join Contract Pons 40	ENERGICA	<b>1'41.407</b>	6 7	1.173 0.036
10	16 Joshua HOOK	AUS	OCTO Pramac MotoE	ENERGICA	<b>1'41.474</b>	4 7	1.240 0.067
11	63 Mike DI MEGLIO	FRA	EG 0,0 Marc VDS	ENERGICA	<b>1'41.541</b>	7 7	1.307 0.067
12	6 Maria HERRERA	SPA	OpenBank Ángel Nieto Team	ENERGICA	<b>1'41.756</b>	3 7	1.522 0.215
13	14 Randy DE PUNIET	FRA	LCR E-Team	ENERGICA	<b>1'41.796</b>	3 7	1.562 0.040
14	18 Nicolas TEROL	SPA	OpenBank Ángel Nieto Team	ENERGICA	<b>1'42.146</b>	2 7	1.912 0.350
15	32 Lorenzo SAVADORI	ITA	TRENTINO Gresini MotoE	ENERGICA	<b>1'42.202</b>	4 7	1.968 0.056
16	78 Kenny FORAY	FRA	Tech 3 E-Racing	ENERGICA	<b>1'42.868</b>	7 7	2.634 0.666

**GRAN PREMIO MOTUL DE LA COMUNITAT VALENCIANA**After the **Race Nr. 1****Event Best Maximum Speed****33**

Rider	Nation Team	Motorcycle	Km/h	
6 <b>Maria HERRERA</b>	<b>SPA</b> OpenBank Ángel Nieto Team	<b>ENERGICA</b>	<b>249.1</b>	Race Nr. 1
5 <b>Alex DE ANGELIS</b>	<b>RSM</b> OCTO Pramac MotoE	<b>ENERGICA</b>	<b>245.5</b>	Race Nr. 1
4 <b>Hector GARZO</b>	<b>SPA</b> Tech 3 E-Racing	<b>ENERGICA</b>	<b>245.5</b>	Race Nr. 1
15 <b>Sete GIBERNAU</b>	<b>SPA</b> Join Contract Pons 40	<b>ENERGICA</b>	<b>242.9</b>	Race Nr. 1
38 <b>Bradley SMITH</b>	<b>GBR</b> One Energy Racing	<b>ENERGICA</b>	<b>242.1</b>	Free Practice Nr. 1
7 <b>Niccolo CANEPA</b>	<b>ITA</b> LCR E-Team	<b>ENERGICA</b>	<b>242.1</b>	Race Nr. 1
63 <b>Mike DI MEGLIO</b>	<b>FRA</b> EG 0,0 Marc VDS	<b>ENERGICA</b>	<b>242.1</b>	Race Nr. 1
11 <b>Matteo FERRARI</b>	<b>ITA</b> TRENTINO Gresini MotoE	<b>ENERGICA</b>	<b>242.1</b>	Race Nr. 1
14 <b>Randy DE PUNIET</b>	<b>FRA</b> LCR E-Team	<b>ENERGICA</b>	<b>242.1</b>	Race Nr. 1
18 <b>Nicolas TEROL</b>	<b>SPA</b> OpenBank Ángel Nieto Team	<b>ENERGICA</b>	<b>241.2</b>	Race Nr. 1
27 <b>Mattia CASADEI</b>	<b>ITA</b> Ongetta SIC58 Squadracorse	<b>ENERGICA</b>	<b>241.2</b>	Race Nr. 1
51 <b>Eric GRANADO</b>	<b>BRA</b> Avintia Esponsorama Racing	<b>ENERGICA</b>	<b>241.2</b>	Race Nr. 1
2 <b>Jesko RAFFIN</b>	<b>SWI</b> Dynavolt Intact GP	<b>ENERGICA</b>	<b>240.4</b>	Race Nr. 1
16 <b>Joshua HOOK</b>	<b>AUS</b> OCTO Pramac MotoE	<b>ENERGICA</b>	<b>240.4</b>	Free Practice Nr. 1
78 <b>Kenny FORAY</b>	<b>FRA</b> Tech 3 E-Racing	<b>ENERGICA</b>	<b>240.4</b>	Free Practice Nr. 1
44 <b>Lucas MAHIAS</b>	<b>FRA</b> Ajo MotoE	<b>ENERGICA</b>	<b>240.4</b>	Free Practice Nr. 1
10 <b>Xavier SIMEON</b>	<b>BEL</b> Avintia Esponsorama Racing	<b>ENERGICA</b>	<b>239.5</b>	Race Nr. 1
32 <b>Lorenzo SAVADORI</b>	<b>ITA</b> TRENTINO Gresini MotoE	<b>ENERGICA</b>	<b>239.5</b>	Race Nr. 1

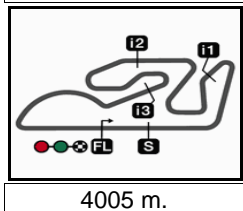




## GRAN PREMIO MOTUL DE LA COMUNITAT VALENCIANA

### Race Nr. 1 Analysis by Lap

35



**Num Lap Time Gap**

Lap 1		
38	1'46.460	
51	1'47.256	0.796
10	1'48.019	1.559
4	1'48.055	1.595
11	1'48.316	1.856
2	1'48.689	2.229
7	1'49.012	2.552
5	1'49.244	2.784
16	1'50.073	3.613
18	1'50.320	3.860
63	1'50.487	4.027
27	1'50.719	4.259
32	1'51.217	4.757
15	1'51.617	5.157
6	1'51.874	5.414
14	1'52.017	5.557
78	1'52.873	6.413

Lap 2		
38	1'40.550	
51	1'40.616	0.862
4	1'40.417	1.462
10	1'40.990	1.999
11	1'40.778	2.084
2	1'41.648	3.327
7	1'41.525	3.527
5	1'41.368	3.602
16	1'41.775	4.838
18	1'42.146	5.456
63	1'42.052	5.529
27	1'42.124	5.833
32	1'42.294	6.501
15	1'41.932	6.539
6	1'42.530	7.394
14	1'42.576	7.583
78	1'43.200	9.063

Lap 3		
38	1'40.471	
51	1'40.240	0.631
4	1'40.012	1.003
11	1'40.555	2.168
10	1'40.858	2.386
2	1'41.371	4.227
5	1'41.128	4.259
7	1'41.554	4.610
16	1'41.390	5.757
63	1'41.370	6.428
27	1'41.914	7.276
18	1'42.685	7.670
15	1'41.649	7.717
32	1'42.283	8.313
6	1'41.756	8.679
14	1'41.796	8.908
78	1'42.920	11.512

Lap 4		
38	1'40.647	

51	1'40.234	0.218
4	1'40.018	0.374
11	1'41.035	2.556
10	1'41.051	2.790
5	1'41.070	4.682
7	1'41.265	5.228
2	1'42.475	6.055
16	1'41.474	6.584
63	1'41.598	7.379
27	1'41.464	8.093
15	1'42.089	9.159
18	1'42.571	9.594
32	1'42.202	9.868
6	1'41.999	10.031
14	1'41.988	10.249
78	1'43.531	14.396

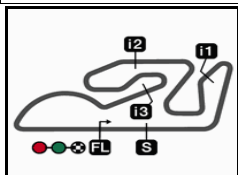
Lap 5		
38	1'40.732	
51	1'40.586	0.072
4	1'40.537	0.179
11	1'40.640	2.464
10	1'41.012	3.070
5	1'41.368	5.318
7	1'41.187	5.683
2	1'41.547	6.870
16	1'41.520	7.372
63	1'41.898	8.545
27	1'41.352	8.713
15	1'41.481	9.908
18	1'42.232	11.094
32	1'42.285	11.421
14	1'41.934	11.451
6	1'42.699	11.998
78	1'43.298	16.962

Lap 6		
51	1'40.476	
4	1'40.614	0.245
38	1'40.846	0.298
11	1'40.589	2.505
10	1'41.578	4.100
5	1'41.655	6.425
7	1'41.579	6.714
2	1'41.543	7.865
16	1'41.760	8.584
27	1'41.486	9.651
63	1'41.877	9.874
15	1'41.407	10.767
18	1'42.507	13.053
14	1'42.268	13.171
32	1'42.749	13.622
6	1'42.321	13.771
78	1'42.878	19.292

Lap 7		
51	1'40.492	
4	1'40.823	0.576
38	1'40.900	0.706
11	1'41.200	3.213

Lapped rider

DORNA DATA PROCESSING TIMING SERVICE DORNA DATA PROCESSING TIMING SERVICE DORNA DATA PROCESSING TIMING SERVICE DORNA DATA PROCESSING TIMING SERVICE DORNA DATA PROCESSING TIMING SERVICE DORNA DATA PROCESSING TIMING SERVICE DORNA DATA PROCESSING TIMING SERVICE DORNA DATA PROCESSING TIMING SERVICE DORNA DATA PROCESSESS



4005 m.

After the **GRAN PREMIO MOTUL DE LA COMUNITAT VALENCIANA****2019 Riders Performance**

(Qualifying Position - Starting Position - Race Position)

37

Rider	Points	GER	AUT	RSM	RSM	VAL	VAL													
1 FERRARI Matteo	88	6	7	2	2	2														
		6-5	7-5	2-1	2-1	2-3	-	-	-	-	-	-	-	-	-	-	-	-	-	-
2 SMITH Bradley	68	7	3	7	7	3														
		7-2	3-3	7-12	7-8	3-2	-	-	-	-	-	-	-	-	-	-	-	-	-	-
3 SIMEON Xavier	58	5	2	3	3	6														
		5-7	2-2	3-3	3-NL	6-4	-	-	-	-	-	-	-	-	-	-	-	-	-	-
4 DI MEGLIO Mike	53	4	1	17	17	12														
		4-3	1-1	17-NC	16-10	12-10	-	-	-	-	-	-	-	-	-	-	-	-	-	-
5 GARZO Hector	53	2	6	8	8	5														
		2-4	6-NC	8-2	8-2	5-DS	-	-	-	-	-	-	-	-	-	-	-	-	-	-
6 GRANADO Eric	46	3	9	16	16	1														
		3-8	9-17	16-13	15-6	1-1	-	-	-	-	-	-	-	-	-	-	-	-	-	-
7 CANEPA Niccolo	46	12	11	5	5	7														
		12-12	11-8	5-5	5-4	7-6	-	-	-	-	-	-	-	-	-	-	-	-	-	-
8 RAFFIN Jesko	41	17	4	4	4	4														
		17-13	4-9	4-4	4-7	4-7	-	-	-	-	-	-	-	-	-	-	-	-	-	-
9 DE ANGELIS Alex	34	9	8	1	1	9														
		9-6	8-4	1-NC	1-NC	9-5	-	-	-	-	-	-	-	-	-	-	-	-	-	-
10 CASADEI Mattia	31	10	16	10	10	13														
		10-11	16-13	10-NC	10-3	13-9	-	-	-	-	-	-	-	-	-	-	-	-	-	-
11 GIBERNAU Sete	29	13	12	18	18	8														
		13-9	12-6	18-9	17-NC	8-11	-	-	-	-	-	-	-	-	-	-	-	-	-	-
12 HOOK Joshua	28	16	14	12	12	10														
		16-15	14-7	12-10	12-12	10-8	-	-	-	-	-	-	-	-	-	-	-	-	-	-
13 TUULI Niki	26	1	5	15	15															
		1-1	5-15	15-NC	-NS	-	-	-	-	-	-	-	-	-	-	-	-	-	-	-

NC=Not classified NL=Not finished first lap NP=Not started race re-start N2=Not finished first lap race re-start EX=Excluded NS=Not Started DS=Disqualified

These data/results cannot be reproduced, stored and/or transmitted in whole or in part by any manner of electronic, mechanical, photocopying, recording, broadcasting or otherwise now known or herein after developed without the previous express consent by the copyright owner, except for reproduction in daily press and regular printed publications on sale to the public within 60 days of the event related to those data/results and always provided that copyright symbol appears together as follows below.  
© DORNA, 2019



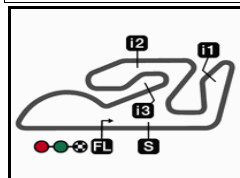
	Rider	Points	GER	AUT	RSM	RSM	VAL	VAL												
14	TEROL Nicolas	26	8	17	9	9	18													
			8-10	17-14	9-8	9-9	17-13	-	-	-	-	-	-	-	-	-	-	-	-	-
15	HERRERA Maria	23	18	10	6	6	14													
			18-16	10-16	6-6	6-5	14-14	-	-	-	-	-	-	-	-	-	-	-	-	-
16	SAVADORI Lorenzo	21	11	13	11	11	11													
			11-NC	13-10	11-7	11-11	11-15	-	-	-	-	-	-	-	-	-	-	-	-	-
17	DE PUNIET Randy	16	15	18	14	14	15													
			15-17	18-12	14-11	14-13	15-12	-	-	-	-	-	-	-	-	-	-	-	-	-
18	FORAY Kenny	9	14	15	13	13	16													
			14-14	15-11	13-NC	13-14	16-16	-	-	-	-	-	-	-	-	-	-	-	-	-

NC=Not classified NL=Not finished first lap NP=Not started race re-start N2=Not finished first lap race re-start EX=Excluded NS=Not Started DS=Disqualified

These data/results cannot be reproduced, stored and/or transmitted in whole or in part by any manner of electronic, mechanical, photocopying, recording, broadcasting or otherwise now known or herein after developed without the previous express consent by the copyright owner, except for reproduction in daily press and regular printed publications on sale to the public within 60 days of the event related to those data/results and always provided that copyright symbol appears together as follows below.  
© DORNA, 2019







4005 m.

# MotoE

## GRAN PREMIO MOTUL DE LA COMUNITAT VALENCIANA

### Race Nr. 1

### Top Speed & Average



Rider	Nation	Motorcycle	Top 5 speeds					Average	Top
6 Maria HERRERA	SPA	ENERGICA	249.1	242.9	242.9	242.9	242.9	244.1	249.1
4 Hector GARZO	SPA	ENERGICA	245.5	242.1	240.4	239.5	238.7	241.2	245.5
5 Alex DE ANGELIS	RSM	ENERGICA	245.5	239.5	238.7	237.9	237.9	239.9	245.5
15 Sete GIBERNAU	SPA	ENERGICA	242.9	239.5	237.9	237.1	237.1	238.6	242.9
7 Niccolo CANEPA	ITA	ENERGICA	242.1	239.5	239.5	238.7	237.9	239.3	242.1
11 Matteo FERRARI	ITA	ENERGICA	242.1	239.5	237.1	236.2	236.2	238.2	242.1
14 Randy DE PUNIET	FRA	ENERGICA	242.1	241.2	241.2	240.4	240.4	241.1	242.1
63 Mike DI MEGLIO	FRA	ENERGICA	242.1	242.1	241.2	239.5	238.7	240.7	242.1
18 Nicolas TEROL	SPA	ENERGICA	241.2	239.5	239.5	239.5	238.7	239.7	241.2
27 Mattia CASADEI	ITA	ENERGICA	241.2	240.4	240.4	239.5	238.7	240.0	241.2
38 Bradley SMITH	GBR	ENERGICA	241.2	237.1	236.2	235.4	235.4	236.8	241.2
51 Eric GRANADO	BRA	ENERGICA	241.2	238.7	237.9	237.9	236.2	238.0	241.2
2 Jesko RAFFIN	SWI	ENERGICA	240.4	237.9	237.9	237.9	237.9	238.4	240.4
10 Xavier SIMEON	BEL	ENERGICA	239.5	237.9	237.1	237.1	236.2	237.6	239.5
32 Lorenzo SAVADORI	ITA	ENERGICA	239.5	239.5	238.7	237.9	237.9	238.7	239.5
78 Kenny FORAY	FRA	ENERGICA	239.5	238.7	237.9	237.9	237.9	238.4	239.5
16 Joshua HOOK	AUS	ENERGICA	238.7	238.7	238.7	238.7	237.9	238.4	238.7

