


5077 m.

## GRAN PREMIO MICHELIN® DE ARAGÓN

## Free Practice Nr. 1

## Classification

3

		Rider	Nation	Team	Motorcycle	Time	Lap Total	Gap	Top Speed
1	22	Sam LOWES	GBR	EG 0,0 Marc VDS	KALEX	<b>1'53.391</b>	8 16		<b>290.5</b>
2	23	Marcel SCHROTTER	GER	Liqui Moly Intact GP	KALEX	<b>1'53.443</b>	12 16	0.052 0.052	<b>288.9</b>
3	21	Fabio DI GIANNANTONIO	ITA	MB Conveyors Speed Up	SPEED UP	<b>1'53.449</b>	10 14	0.058 0.006	<b>285.9</b>
4	10	Luca MARINI	ITA	SKY Racing Team VR46	KALEX	<b>1'53.580</b>	21 21	0.189 0.131	<b>295.2</b>
5	9	Jorge NAVARRO	SPA	MB Conveyors Speed Up	SPEED UP	<b>1'53.734</b>	18 18	0.343 0.154	<b>292.8</b>
6	96	Jake DIXON	GBR	Petronas Sprinta Racing	KALEX	<b>1'53.753</b>	13 17	0.362 0.019	<b>290.5</b>
7	16	Joe ROBERTS	USA	Tennor American Racing	KALEX	<b>1'53.792</b>	12 16	0.401 0.039	<b>292.8</b>
8	40	Hector GARZO	SPA	Flexbox HP 40	KALEX	<b>1'53.965</b>	16 17	0.574 0.173	<b>290.5</b>
9	72	Marco BEZZECCHI	ITA	SKY Racing Team VR46	KALEX	<b>1'53.995</b>	17 18	0.604 0.030	<b>294.4</b>
10	88	Jorge MARTIN	SPA	Red Bull KTM Ajo	KALEX	<b>1'54.107</b>	12 16	0.716 0.112	<b>292.8</b>
11	33	Enea BASTIANINI	ITA	Italtrans Racing Team	KALEX	<b>1'54.173</b>	14 16	0.782 0.066	<b>292.0</b>
12	7	Lorenzo BALDASSARRI	ITA	Flexbox HP 40	KALEX	<b>1'54.186</b>	21 21	0.795 0.013	<b>290.5</b>
13	12	Thomas LUTHI	SWI	Liqui Moly Intact GP	KALEX	<b>1'54.233</b>	15 15	0.842 0.047	<b>291.2</b>
14	24	Simone CORSI	ITA	MV Agusta Forward Racing	MV AGUSTA	<b>1'54.312</b>	14 17	0.921 0.079	<b>287.4</b>
15	57	Edgar PONS	SPA	Federal Oil Gresini Moto2	KALEX	<b>1'54.353</b>	13 16	0.962 0.041	<b>286.6</b>
16	37	Augusto FERNANDEZ	SPA	EG 0,0 Marc VDS	KALEX	<b>1'54.359</b>	8 17	0.968 0.006	<b>292.8</b>
17	62	Stefano MANZI	ITA	MV Agusta Forward Racing	MV AGUSTA	<b>1'54.456</b>	18 18	1.065 0.097	<b>284.4</b>
18	87	Remy GARDNER	AUS	Onexox TKKR SAG Team	KALEX	<b>1'54.465</b>	13 15	1.074 0.009	<b>289.7</b>
19	55	Hafizh SYAHRIN	MAL	Kipin Energy Aspar Team Moto2	SPEED UP	<b>1'54.478</b>	15 16	1.087 0.013	<b>291.2</b>
20	45	Tetsuta NAGASHIMA	JPN	Red Bull KTM Ajo	KALEX	<b>1'54.515</b>	13 16	1.124 0.037	<b>292.0</b>
21	64	Bo BENDSNEYDER	NED	NTS RW Racing GP	NTS	<b>1'54.595</b>	14 16	1.204 0.080	<b>285.9</b>
22	42	Marcos RAMIREZ	SPA	Tennor American Racing	KALEX	<b>1'54.746</b>	14 16	1.355 0.151	<b>294.4</b>
23	97	Xavi VIERGE	SPA	Petronas Sprinta Racing	KALEX	<b>1'55.231</b>	15 16	1.840 0.485	<b>287.4</b>
24	35	Somkiat CHANTRA	THA	IDEMITSU Honda Team Asia	KALEX	<b>1'55.451</b>	14 17	2.060 0.220	<b>291.2</b>
25	27	Andi Farid IZDIHAR	INA	IDEMITSU Honda Team Asia	KALEX	<b>1'55.951</b>	16 17	2.560 0.500	<b>289.7</b>
26	19	Lorenzo DALLA PORTA	ITA	Italtrans Racing Team	KALEX	<b>1'56.049</b>	8 12	2.658 0.098	<b>286.6</b>
27	11	Nicolò BULEGA	ITA	Federal Oil Gresini Moto2	KALEX	<b>1'56.113</b>	4 7	2.722 0.064	<b>288.9</b>
28	18	Xavi CARDELUS	AND	Kipin Energy Aspar Team Moto2	SPEED UP	<b>1'56.772</b>	14 15	3.381 0.659	<b>285.1</b>
29	74	Piotr BIESIEKIRSKI	POL	NTS RW Racing GP	NTS	<b>1'56.900</b>	16 16	3.509 0.128	<b>285.1</b>
30	99	Kasma DANIEL	MAL	Onexox TKKR SAG Team	KALEX	<b>1'57.756</b>	13 14	4.365 0.856	<b>287.4</b>

Practice condition: **Dry**Air: **12°**Humidity: **54%**Ground: **15°**

<b>Fastest Lap:</b>	Lap: 8	<b>Sam LOWES</b>	<b>1'53.391</b>	161.1 Km/h
<b>Best Race Lap:</b>	2015	<b>Alex RINS</b>	<b>1'52.767</b>	162.1 Km/h
<b>All Time Lap Record:</b>	2019	<b>Alex MARQUEZ</b>	<b>1'52.225</b>	162.8 Km/h

The results are provisional until the end of the limit for protest and appeals.

Time limit for protest expires 30' after publication of the results - ..... Time: .....

These data/results cannot be reproduced, stored and/or transmitted in whole or in part by any manner of electronic, mechanical, photocopying, recording, broadcasting or otherwise now known or herein after developed without the previous express consent by the copyright owner, except for reproduction in daily press and regular printed publications on sale to the public within 60 days of the event related to those data/results and always provided that copyright symbol appears together as follows below.

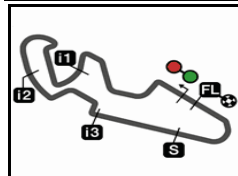
© DORNA, 2020

Official MotoGP Timing by TISSOT  
www.motogp.com

Alcañiz, Friday, October 16, 2020

moto2™





5077 m.

## GRAN PREMIO MICHELIN® DE ARAGÓN

## Free Practice Nr. 1

## Top Speed &amp; Average

4



Rider	Nation	Motorcycle	Top 5 speeds					Average	Top
10 Luca MARINI	ITA	KALEX	295.2	293.6	291.2	289.7	289.7	291.5	295.2
42 Marcos RAMIREZ	SPA	KALEX	294.4	292.8	292.8	292.0	291.2	292.4	294.4
72 Marco BEZZECCHI	ITA	KALEX	294.4	292.8	292.0	292.0	291.2	292.1	294.4
9 Jorge NAVARRO	SPA	SPEED UP	292.8	292.8	289.7	288.9	288.9	290.1	292.8
16 Joe ROBERTS	USA	KALEX	292.8	291.2	288.9	288.9	288.9	289.9	292.8
37 Augusto FERNANDEZ	SPA	KALEX	292.8	288.1	287.4	286.6	285.9	288.2	292.8
88 Jorge MARTIN	SPA	KALEX	292.8	292.8	291.2	291.2	291.2	291.8	292.8
33 Enea BASTIANINI	ITA	KALEX	292.0	292.0	288.9	287.4	287.4	289.2	292.0
45 Tetsuta NAGASHIMA	JPN	KALEX	292.0	291.2	290.5	288.9	288.9	289.9	292.0
12 Thomas LUTHI	SWI	KALEX	291.2	288.9	288.9	288.9	288.1	289.0	291.2
35 Somkiat CHANTRA	THA	KALEX	291.2	290.5	289.7	289.7	289.7	290.2	291.2
55 Hafizh SYAHRIN	MAL	SPEED UP	291.2	290.5	289.7	289.7	288.9	290.0	291.2
7 Lorenzo BALDASSARRI	ITA	KALEX	290.5	288.9	288.9	288.9	288.1	288.9	290.5
22 Sam LOWES	GBR	KALEX	290.5	288.1	288.1	287.4	287.4	288.2	290.5
40 Hector GARZO	SPA	KALEX	290.5	290.5	290.5	289.7	289.7	290.1	290.5
96 Jake DIXON	GBR	KALEX	290.5	290.5	289.7	288.9	288.1	289.5	290.5
27 Andi Farid IZDIHAR	INA	KALEX	289.7	288.1	287.4	287.4	287.4	288.0	289.7
87 Remy GARDNER	AUS	KALEX	289.7	289.7	288.9	288.1	288.1	288.9	289.7
11 Nicolò BULEGA	ITA	KALEX	288.9	287.4	285.9	285.1	284.4	286.0	288.9
23 Marcel SCHROTTER	GER	KALEX	288.9	286.6	286.6	285.9	285.9	286.6	288.9
24 Simone CORSI	ITA	MV AGUSTA	287.4	283.6	282.9	282.9	282.1	283.8	287.4
97 Xavi VIERGE	SPA	KALEX	287.4	286.6	286.6	285.9	285.9	286.4	287.4
99 Kasma DANIEL	MAL	KALEX	287.4	287.4	287.4	286.6	285.9	286.9	287.4
19 Lorenzo DALLA PORTA	ITA	KALEX	286.6	284.4	284.4	284.4	283.6	284.5	286.6
57 Edgar PONS	SPA	KALEX	286.6	285.9	285.1	285.1	284.4	285.4	286.6
21 Fabio DI GIANNANTONIO	ITA	SPEED UP	285.9	285.1	282.9	282.1	282.1	283.6	285.9
64 Bo BENDSNEYDER	NED	NTS	285.9	285.1	283.6	283.6	282.9	283.7	285.9
18 Xavi CARDELUS	AND	SPEED UP	285.1	282.9	282.1	282.1	280.7	282.3	285.1
74 Piotr BIESIEKIRSKI	POL	NTS	285.1	284.4	283.6	282.9	282.9	283.5	285.1
62 Stefano MANZI	ITA	MV AGUSTA	284.4	283.6	283.6	282.9	282.9	283.5	284.4

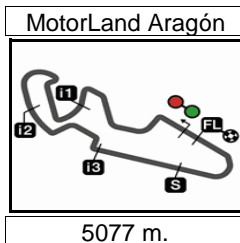
These data/results cannot be reproduced, stored and/or transmitted in whole or in part by any manner of electronic, mechanical, photocopying, recording, broadcasting or otherwise now known or herein after developed without the previous express consent by the copyright owner, except for reproduction in daily press and regular printed publications on sale to the public within 60 days of the event related to those data/results and always provided that copyright symbol appears together as follows below.

© DORNA, 2020

Official MotoGP Timing by TISSOT  
www.motogp.com



Alcañiz, Friday, October 16, 2020



Results and timing service provided by TISSOT

Moto2™

# GRAN PREMIO MICHELIN® DE ARAGÓN

## Free Practice Nr. 1

### Chronological Analysis of Performances

5

\* Lap / Sector time cancelled      **T1** Time from finish line to 1st intermediate      **T3** Time from 2nd intermed. to 3rd intermed.  
**P** Crossing the finish line in pit lane      **T2** Time from 1st intermed. to 2nd intermed.      **T4** Time from 3rd intermediate to finish line

Lap	Lap Time	T1	T2	T3	T4	Speed	Lap	Lap Time	T1	T2	T3	T4	Speed
<b>1st 22 Sam LOWES</b> EG 0,0 Marc VDS GBR							<b>7</b> 16'03.201 32.124 33.373 22.508 27.860 277.8						
Runs=2 Total laps=16 Full laps=13							<b>8</b> 1'55.047 32.908 32.352 22.064 27.723 280.0						
1	2'57.549	31.647	34.344	23.435	28.356	285.9	9	1'54.203	32.368	32.271	21.960	27.604	282.1
2	1'57.261	33.958	33.010	22.500	27.793	282.9	10	1'53.449	32.155	31.980	21.739	27.575	281.4
3	1'55.453	33.258	32.229	22.463	27.503	287.4	11	1'53.934	32.264	32.258	21.804	27.608	281.4
4	1'54.854	32.656	32.483	22.187	27.528	288.1	12	1'53.717	32.250	32.096	21.765	27.606	282.9
5	1'54.627	32.579	32.334	22.135	27.579	287.4	13	1'57.648 *	33.553	32.673*	23.590	27.832	279.2
6	1'53.989	32.382	32.203	21.970	27.434	285.9	14	1'53.971	32.299	32.197	21.922	27.553	285.1
7	1'53.586	32.356	31.886	21.898	27.446	286.6	<b>4th 10 Luca MARINI</b> SKY Racing Team VR ITA						
8	1'53.391	32.281	31.876	21.848	27.386	286.6	Runs=1 Total laps=21 Full laps=14						
9	1'53.848	32.430	32.026	21.914	27.478	284.4	1	2'15.839	33.276	35.868	25.045	29.198	285.1
10	1'53.432	32.445	31.868	21.760	27.359	286.6	2	2'02.029	35.963	34.058	23.560	28.448	284.4
11	2'04.274 P	32.887	33.559	23.530	34.298	282.9	3	1'59.743	34.669	33.525	23.524	28.025	293.6
12	10'35.873 *	30.891	33.019	22.434	27.864*	283.6	4	1'58.103 *	34.137	33.004	22.889	28.073*	289.7
13	1'55.152	33.156	32.096	22.059	27.841	285.9	5	1'57.840	34.030	32.925	22.972	27.913	291.2
14	1'53.756	32.615	31.902	21.815	27.424	287.4	6	1'55.944	33.265	32.483	22.338	27.858	288.9
15	1'53.526	32.457	31.903	21.864	27.302	288.1	7	1'55.667 *	33.187	32.429	22.184	27.867*	288.9
16	1'53.633	32.207	31.888	21.989	27.549	290.5	8	1'56.043	32.973	32.594	22.476	28.000	289.7
<b>2nd 23 Marcel SCHROTTE</b> Liqui Moly Intact GP GER							9	1'56.059	33.254	32.551	22.249	28.005	283.6
Runs=2 Total laps=16 Full laps=10							10	1'55.962 *	33.035	32.515	22.454	27.958*	286.6
1	2'45.476	33.467	34.736	23.139	28.588	282.1	11	1'55.216	32.829	32.303	22.201	27.883	284.4
2	1'58.893 *	34.132	33.022	23.623	28.116*	281.4	12	1'55.206	32.707	32.343	22.401	27.755	288.9
3	1'56.931	33.876	32.572	22.541	27.942	284.4	13	1'54.922	32.721	32.434	22.114	27.653	288.1
4	1'55.677 *	33.268	32.373	22.273	27.763*	285.9	14	1'54.515 *	32.615	32.204*	22.092	27.604*	288.1
5	1'55.364	32.992	32.354	22.271	27.747	285.9	15	1'54.582 *	32.64*	32.077	21.991	27.865	288.1
6	1'55.243	33.148	32.344	22.043	27.708	285.1	16	1'54.614	32.621	32.425	21.964	27.604	288.1
7	1'55.650	32.887	32.494	22.292	27.977	286.6	17	1'54.195	32.573	32.130	21.971	27.521	295.2
8	2'01.085 P	33.119	32.874	22.467	32.625	282.9	18	1'54.160	32.548	32.022	22.012	27.578	288.9
9	1'46.008	32.590	33.750	22.414	27.825	282.9	19	1'55.099 *	32.799	32.328*	22.154	27.818	280.7
10	1'54.285	33.003	31.982	21.833	27.467	285.1	20	1'54.139	32.455	32.009	22.075	27.600	287.4
11	1'53.542	32.550	31.789	21.827	27.376	286.6	21	1'53.580	32.378	32.048	21.796	27.358	289.7
12	1'53.443	32.465	31.817	21.643	27.518	285.9	<b>5th 9 Jorge NAVARRO</b> MB Conveyors Speed SPA						
13	1'53.832	32.596	31.842	21.866	27.528	284.4	Runs=2 Total laps=18 Full laps=14						
14	1'54.127	32.572	32.081	21.849	27.625	283.6	1	2'21.276	33.282	35.252	23.664	28.660	285.9
15	1'56.128 *	32.578	31.995*	23.742	27.813	284.4	2	1'57.703	33.960	33.090	22.799	27.854	289.7
16	1'53.919	32.562	31.947	21.870	27.540	288.9	3	1'58.371	34.367	33.192	22.826	27.986	292.8
<b>3rd 21 Fabio DI GIANNANT</b> MB Conveyors Speed ITA							4	1'55.981	33.379	32.558	22.336	27.708	288.9
Runs=2 Total laps=14 Full laps=9							5	1'55.359	33.149	32.443	22.285	27.482	292.8
1	2'16.689	33.662	35.423	23.519	28.490	278.5	6	1'56.010	33.463	32.495	22.378	27.674	288.9
2	1'58.880	34.599	33.146	22.923	28.212	285.9	7	1'54.708	32.746	32.208	22.181	27.573	288.9
3	1'56.800	33.840	32.689	22.461	27.810	280.0	8	1'54.754	32.777	32.267	22.060	27.650	288.1
4	1'55.239 *	32.919	32.461*	22.169	27.690	280.7	9	1'54.565	32.594	32.256	22.073	27.642	286.6
5	1'54.289	32.482	32.323	21.901	27.583	282.1	10	2'06.921 P	37.176	33.143	22.730	33.872	286.6
6	2'01.816 P	32.315	32.963	22.505	34.033	281.4	11	8'07.492	31.785	33.620	22.596	27.983	283.6

**Fastest Lap:** Sam LOWES EG 0,0 Marc VDS GBR 1'53.391 32.281 31.876 21.848 27.386

These data/results cannot be reproduced, stored and/or transmitted in whole or in part by any manner of electronic, mechanical, photocopying, recording, broadcasting or otherwise now known or herein after developed without the previous express consent by the copyright owner, except for reproduction in daily press and regular printed publications on sale to the public within 60 days of the event related to those data/results and always provided that copyright symbol appears together as follows below.  
 © DORNA, 2020



# Free Practice Nr. 1

# Moto2

Lap	Lap Time	T1	T2	T3	T4	Speed	Lap	Lap Time	T1	T2	T3	T4	Speed
12	1'54.375	32.963	31.989	21.941	27.482	285.9	8	1'55.409	32.731	32.145	22.435	28.098	285.9
13	1'53.860	32.552	32.056	21.859	27.393	286.6	9	1'55.305	32.963	32.308	22.261	27.773	285.9
14	1'53.758	32.345	32.050	21.917	27.446	286.6	10	2'04.669 P	33.937	33.998	22.879	33.855	287.4
15	1'53.764	32.424	32.064	21.807	27.469	285.9	11	9'24.129	35.586	35.348	23.123	28.262	282.9
16	1'54.034 *	32.529	32.030*	22.042	27.433	286.6	12	2'03.552	37.434	36.148	22.416	27.554	290.5
17	1'54.677	33.169	32.072	21.982	27.454	286.6	13	1'54.686	32.904	32.298	22.100	27.384	290.5
18	1'53.734	32.445	31.890	22.001	27.398	288.9	14	1'54.577	32.792	32.212	22.130	27.443	285.9
<b>6th 96 Jake DIXON</b> Petronas Sprinta Raci GBR							<b>15</b> 1'54.554 * 32.639 32.203* 22.082 27.630 286.6						
Runs=2 Total laps=17 Full laps=10							<b>16</b> 1'53.965 32.530 32.009 21.994 27.432 288.1						
1	2'15.970	33.221	35.381	26.566	28.836	290.5	<b>17</b> 1'54.275 32.457 32.408 21.999 27.411 288.9						
2	1'59.347	34.738	33.439	22.751	28.419	285.9	<b>9th 72 Marco BEZZECCHI</b> SKY Racing Team VR ITA						
3	1'57.578	34.197	32.893	22.575	27.913	288.1	Runs=2 Total laps=18 Full laps=14						
4	1'55.674	33.101	32.309	22.364	27.900	287.4	1	2'25.064	32.549	35.686	23.447	28.726	290.5
5	2'10.340	32.673	32.531	36.377	28.759	288.9	2	1'59.229	34.550	33.728	22.928	28.023	287.4
6	1'57.146 *	32.984	33.390	22.652	28.120*	284.4	3	1'56.788	33.291	32.954	22.655	27.888	291.2
7	1'55.513	33.011	32.378	22.144	27.980	285.9	4	1'55.431	32.854	32.618	22.382	27.577	294.4
8	1'55.903 *	32.831	32.419	22.257	28.396*	284.4	5	1'56.562	33.599	32.857	22.552	27.554	292.8
9	2'01.216 P	32.947	32.562	22.335	33.372	283.6	6	1'55.376	32.947	32.500	22.287	27.642	291.2
10	9'27.986	33.955	35.980	23.159	28.504	280.7	7	1'54.777	32.668	32.299	22.177	27.633	292.0
11	1'57.737 *	33.59*	32.594	23.294	28.257	284.4	8	2'03.980 P	32.510	32.906	24.142	34.422	280.7
12	1'54.481	32.928	31.990	21.996	27.567	287.4	9	7'34.574	32.911	35.198	22.951	27.962	288.9
13	1'53.753	32.314	31.920	21.870	27.649	289.7	10	1'55.232	33.096	32.342	22.240	27.554	289.7
14	1'54.375	32.454	32.319	21.995	27.607	285.1	11	1'54.886	32.654	32.539	21.929	27.764	288.1
15	1'53.834	32.419	32.025	21.823	27.567	286.6	12	1'54.232 *	32.54*	32.028	22.149	27.507	291.2
16	1'53.792	32.397	31.996	21.914	27.485	286.6	13	1'54.481	32.559	32.113	22.336	27.473	289.7
17	1'53.760 *	32.194	32.120*	21.973	27.473	290.5	14	1'55.298	32.570	32.900	22.297	27.531	292.0
<b>7th 16 Joe ROBERTS</b> Tennor American Raci USA							<b>15</b> 1'54.492 32.548 32.210 22.128 27.606 287.4						
Runs=2 Total laps=16 Full laps=13							<b>16</b> 1'54.531 32.758 32.164 21.936 27.673 288.1						
1	2'15.611	32.541	34.825	24.263	28.759	285.9	17	1'53.995	32.490	32.117	21.945	27.443	287.4
2	1'59.954	34.671	33.664	23.275	28.344	286.6	18	1'54.060	32.350	32.300	21.842	27.568	287.4
3	1'57.908	34.118	33.150	22.590	28.050	288.9	<b>10th 88 Jorge MARTIN</b> Red Bull KTM Ajo SPA						
4	1'56.728	33.505	32.916	22.492	27.815	292.8	Runs=2 Total laps=16 Full laps=12						
5	1'58.313	34.292	33.682	22.453	27.886	288.9	1	2'26.680	29.520	34.592	23.994	28.242	284.4
6	1'56.458	33.497	32.467	22.771	27.723	291.2	2	1'59.473	34.155	33.397	23.746	28.175	284.4
7	2'02.990 P	33.085	32.410	22.663	34.832	256.7	3	1'56.114 *	33.387	32.627	22.486	27.614*	288.9
8	12'12.248	32.468	34.095	22.722	28.207	282.9	4	1'55.239	33.112	32.303	22.334	27.490	289.7
9	1'55.571	33.172	32.358	22.144	27.897	283.6	5	1'57.318	32.994	32.966	23.866	27.492	291.2
10	1'54.373	32.714	32.084	21.948	27.627	285.9	6	1'55.142	32.781	32.419	22.293	27.649	292.8
11	1'53.986	32.580	31.998	21.866	27.542	288.1	7	1'54.767	33.003	32.382	22.100	27.282	291.2
12	1'53.792	32.384	31.987	21.912	27.509	288.1	8	1'54.426	32.675	32.018	22.091	27.642	285.1
13	1'54.772	32.816	32.166	22.040	27.750	286.6	9	2'07.941 P	38.497	33.191	23.160	33.093	284.4
14	1'54.079	32.464	32.044	21.937	27.634	288.9	10	10'36.047	29.852	34.085	22.483	27.882	280.0
15	1'54.976	32.833	32.263	22.115	27.765	285.1	11	1'54.829	32.886	32.286	22.233	27.424	292.8
16	1'56.944	34.378	32.449	22.208	27.909	288.9	12	1'54.107	32.582	32.072	22.077	27.376	291.2
<b>8th 40 Hector GARZO</b> Flexbox HP 40 SPA							<b>13</b> 1'54.467 32.758 32.317 21.868 27.524 285.1						
Runs=2 Total laps=17 Full laps=12							<b>14</b> 1'56.854 32.690 32.349 24.105 27.710 288.1						
1	2'17.636	33.807	35.122	23.685	28.725	285.1	15	1'54.404	32.719	32.140	21.989	27.556	286.6
2	2'00.657	34.950	33.917	23.271	28.519	289.7	16	1'55.542	32.653	32.214	22.903	27.772	287.4
3	1'58.944	34.587	33.293	22.794	28.270	288.1	<b>11th 33 Enea BASTIANINI</b> Italtrans Racing Team ITA						
4	1'56.416	33.621	32.557	22.767	27.471	289.7	Runs=2 Total laps=16 Full laps=11						
5	1'56.183	33.146	32.843	22.567	27.627	289.7	1	2'28.256	32.616	35.810	24.100	28.816	283.6
6	1'55.208	33.061	32.257	22.361	27.529	290.5	2	1'58.726	34.600	33.349	22.754	28.023	286.6
7	1'55.422 *	33.126	32.355*	22.309	27.632	287.4	3	1'56.653	33.591	32.661	22.511	27.890	287.4

**Fastest Lap:** Sam LOWES EG 0,0 Marc VDS GBR 1'53.391 32.281 31.876 21.848 27.386

These data/results cannot be reproduced, stored and/or transmitted in whole or in part by any manner of electronic, mechanical, photocopying, recording, broadcasting or otherwise now known or herein after developed without the previous express consent by the copyright owner, except for reproduction in daily press and regular printed publications on sale to the public within 60 days of the event related to those data/results and always provided that copyright symbol appears together as follows below.  
© DORNA, 2020



## Free Practice Nr. 1

## Moto2

Lap	Lap Time	T1	T2	T3	T4	Speed	Lap	Lap Time	T1	T2	T3	T4	Speed	
4	1'55.501	33.150	32.474	22.180	27.697	288.9	<b>14th 24</b> Simone CORSI							
5	1'55.223	32.881	32.467	22.193	27.682	292.0		Runs=2	Total laps=17	Full laps=14				
6	1'55.034	32.986	32.288	22.146	27.614	292.0		1	2'14.077	34.266	36.129	23.898	29.157	279.2
7	1'54.636	32.660	32.305	21.997	27.674	287.4		2	2'01.891	35.696	34.506	23.462	28.227	282.9
8	1'56.554 *	32.644	32.273	22.382	29.255*	279.2		3	1'57.722	33.953	33.195	22.566	28.008	287.4
9	1'59.373	35.144	33.010	23.150	28.069	283.6		4	1'57.488	33.503	32.856	22.716	28.413	281.4
10	1'54.909	32.842	32.363	21.923	27.781	286.6		5	1'55.829	33.125	32.543	22.302	27.859	282.9
11	1'54.545	32.686	32.292	21.842	27.725	286.6		6	1'56.145	33.289	32.619	22.312	27.925	282.1
12	2'02.171 P	33.716	33.227*	22.385	32.843	286.6		7	1'55.148	32.876	32.401	22.079	27.792	283.6
13	10'33.231 *	30.595	34.088	22.237	29.126*	277.8		8	1'55.727	32.987	32.517	22.312	27.911	280.7
14	1'54.173	32.754	32.121	21.699	27.599	287.4		9	1'55.810	33.084	32.315	22.477	27.934	279.2
15	2'07.738	44.700	33.022	22.037	27.979	286.6		10	2'04.341 P	33.133	32.848	22.535	35.825	281.4
16	1'57.365 *	32.421	33.853*	23.195	27.896	286.6		11	8'35.421	33.297	34.915	23.215	28.431	277.1
<b>12th 7</b> Lorenzo BALDA								12	1'56.447	33.832	32.524	22.251	27.840	280.7
		Runs=1	Total laps=21	Full laps=16				13	1'54.419	32.620	32.151	21.973	27.675	280.7
1	2'04.725	30.840	34.230	23.419	28.637	278.5		14	1'54.312	32.509	32.084	22.040	27.679	280.7
2	1'59.362	34.460	33.714	23.014	28.174	279.2		15	1'59.141	32.572	35.857	22.799	27.913	280.0
3	1'57.652	33.820	33.092	22.673	28.067	280.7	16	1'55.942	32.826	32.890	22.416	27.810	280.0	
4	1'56.477	33.467	32.699	22.392	27.919	282.1	17	1'54.554	32.560	32.201	22.150	27.643	280.7	
5	1'57.935 *	33.604	32.885*	23.322	28.124	282.9	<b>15th 57</b> Edgar PONS							
6	1'56.362 *	33.448	32.706	22.354	27.854*	282.9		Runs=2	Total laps=16	Full laps=12				
7	1'55.897 *	33.200	32.541	22.357	27.799*	283.6	1	2'37.691	32.086	35.730	24.174	28.978	277.1	
8	1'59.355	33.605	33.504	24.296	27.950	282.1	2	1'59.465	34.773	33.585	22.776	28.331	279.2	
9	1'58.172	33.262	32.565	24.392	27.953	280.7	3	1'56.780	33.654	32.672	22.434	28.020	283.6	
10	1'56.128	33.261	32.513	22.502	27.852	283.6	4	1'56.745 *	33.224	32.991*	22.649	27.881	284.4	
11	1'55.749	33.262	32.527	22.357	27.603	285.1	5	1'55.870	33.373	32.466	22.366	27.665	285.1	
12	2'04.071	33.212	39.859	23.132	27.868	288.9	6	1'55.461	32.976	32.217	22.382	27.886	281.4	
13	1'55.633	33.242	32.480	22.275	27.636	287.4	7	1'55.677	33.201	32.436	22.211	27.829	282.1	
14	1'54.977	32.749	32.577	22.112	27.539	285.9	8	1'55.146	32.936	32.401	22.060	27.749	281.4	
15	1'55.241 *	32.83*	32.289	22.278	27.842	288.9	9	2'05.550 P	35.630	33.773	22.839	33.308	281.4	
16	1'54.764	32.688	32.362	22.195	27.519	288.1	10	10'32.107	30.409	33.344	22.797	28.080	281.4	
17	1'54.731	32.572	32.281	22.068	27.810	290.5	11	1'55.560	33.275	32.419	22.163	27.703	283.6	
18	1'54.568	32.598	32.196	22.060	27.714	285.9	12	1'54.684	32.745	32.411	21.977	27.551	285.9	
19	1'54.676	32.824	32.238	22.006	27.608	288.1	13	1'54.353	32.677	32.125	21.910	27.641	283.6	
20	1'54.266	32.633	32.172	21.970	27.491	288.9	14	1'54.864	32.790	32.225	22.143	27.706	283.6	
21	1'54.186	32.558	32.092	21.940	27.596	287.4	15	1'55.235	32.776	32.081	22.233	28.145	286.6	
<b>13th 12</b> Thomas LUTHI							16	1'57.949	35.861	32.336	22.222	27.530	285.1	
		Runs=2	Total laps=15	Full laps=12			<b>16th 37</b> Augusto FERNAND							
1	2'20.100	32.699	35.704	23.721	28.679	285.1		Runs=2	Total laps=17	Full laps=13				
2	1'58.760	34.728	33.288	22.781	27.963	287.4	1	2'24.286	33.388	35.565	23.356	28.984	284.4	
3	1'58.317	34.311	33.126	22.869	28.011	287.4	2	1'59.067	35.001	33.369	22.528	28.169	282.1	
4	1'55.898	33.240	32.525	22.298	27.835	287.4	3	1'56.912	33.493	32.990	22.355	28.074	285.1	
5	1'55.555	33.236	32.512	22.210	27.597	291.2	4	1'55.764	33.035	32.281	22.611	27.837	292.8	
6	1'55.419	33.150	32.306	22.152	27.811	288.9	5	1'55.991	33.599	32.543	22.130	27.719	287.4	
7	1'55.265	32.908	32.263	22.175	27.919	288.1	6	1'54.579	32.735	32.086	22.064	27.694	288.1	
8	2'01.394 P	33.240	32.631	22.465	33.058	285.9	7	1'54.993	32.647	32.082	22.248	28.016	285.1	
9	12'37.811	32.408	34.345	22.862	28.025	282.9	8	1'54.359	32.557	32.028	21.982	27.792	285.9	
10	1'56.138	33.416	32.624	22.235	27.863	284.4	9	1'55.181	32.715	32.433	22.025	28.008	282.9	
11	1'54.805	32.828	32.163	22.086	27.728	288.9	10	2'03.123 P	33.761	33.631	22.311	33.420	284.4	
12	1'54.601	32.678	32.049	22.074	27.800	285.9	11	10'11.968	32.612	34.285	23.181	28.172	283.6	
13	1'54.256	32.447	32.041	22.234	27.534	288.1	12	1'55.804	33.337	32.507	22.178	27.782	286.6	
14	2'01.509	34.713	36.395	22.602	27.799	286.6	13	1'54.823	32.743	32.334	22.009	27.737	284.4	
15	1'54.233	32.596	32.007	22.069	27.561	288.9	14	1'54.736	32.683	32.173	22.032	27.848	282.9	
							15	1'55.147	32.713	32.307	22.033	28.094	280.0	

**Fastest Lap:** Sam LOWES EG 0,0 Marc VDS GBR 1'53.391 32.281 31.876 21.848 27.386

These data/results cannot be reproduced, stored and/or transmitted in whole or in part by any manner of electronic, mechanical, photocopying, recording, broadcasting or otherwise now known or herein after developed without the previous express consent by the copyright owner, except for reproduction in daily press and regular printed publications on sale to the public within 60 days of the event related to those data/results and always provided that copyright symbol appears together as follows below.  
© DORNA, 2020

Official MotoGP Timing by TISSOT  
www.motogp.com

Alcañiz, Friday, October 16, 2020

Page 3 of 6



## Free Practice Nr. 1

## Moto2

Lap	Lap Time	T1	T2	T3	T4	Speed	Lap	Lap Time	T1	T2	T3	T4	Speed
16	1'55.756	33.075	32.652	22.129	27.900	282.9	13	1'55.163	32.940	32.220	22.147	27.856	283.6
17	1'55.409 *	32.639	32.297*	22.257	28.216	283.6	14	1'56.366	33.809	32.588	22.242	27.727	286.6
<b>17th 62 Stefano MANZI</b> MV Agusta Forward R ITA							15	1'54.478	32.811	32.010	21.973	27.684	286.6
		Runs=2	Total laps=18	Full laps=13			16	1'54.527	32.903	32.112	21.947	27.565	289.7
1	2'09.510	32.766	35.920	23.412	29.412	280.0	<b>20th 45 Tetsuta NAGASHIM</b> Red Bull KTM Ajo JPN						
2	2'04.436 *	38.280	34.360	23.251	28.545*	280.0			Runs=2	Total laps=16	Full laps=10		
3	1'59.348	34.572	33.310	22.964	28.502	280.7	1	2'27.641	31.569	34.902	23.878	28.584	285.9
4	1'56.818	33.459	32.916	22.378	28.065	283.6	2	1'59.631 *	34.665	32.932	23.585	28.449*	287.4
5	1'56.387	33.420	32.537	22.408	28.022	282.9	3	1'57.086	33.846	32.794	22.448	27.998	288.9
6	1'55.656	33.136	32.427	22.123	27.970	282.9	4	1'55.760	33.163	32.500	22.365	27.732	291.2
7	1'55.761	33.059	32.549	22.186	27.967	281.4	5	1'55.088 *	32.891	32.382	22.188	27.627*	292.0
8	1'55.540	32.949	32.442	22.180	27.969	281.4	6	1'55.923	33.164	32.358	22.522	27.879	288.1
9	1'55.215	32.843	32.340	22.105	27.927	280.7	7	1'55.047	32.805	32.291	22.129	27.822	288.9
10	2'13.005 P	37.773	33.905	23.206	38.121	225.2	8	1'55.676	32.729	32.476	22.612	27.859	285.9
11	7'15.602	30.779	34.300	22.702	28.334	279.2	9	2'05.946 P	33.114	32.998	24.288	35.546	263.0
12	1'57.992 *	34.25*	32.754	22.474	28.512*	280.7	10	10'33.323 *	31.269	33.578	22.568	28.224*	283.6
13	1'56.051	33.383	32.590	22.107	27.971	281.4	11	1'57.020	33.508	32.501	23.268	27.743	288.9
14	1'55.094	32.818	32.563	21.886	27.827	284.4	12	1'55.095	32.923	32.336	22.295	27.541	290.5
15	1'55.350	32.835	32.484	22.087	27.944	280.7	13	1'54.515	32.626	32.368	22.004	27.517	288.9
16	1'55.404	32.944	32.429	22.091	27.940	281.4	14	1'55.182	32.663	32.205	22.659	27.655	288.1
17	1'54.482	32.627	32.140	21.875	27.840	281.4	15	1'55.205	32.732	32.563	22.365	27.545	288.1
18	1'54.456	32.636	32.149	21.944	27.727	283.6	16	1'55.319 *	32.525	32.169	22.030	28.595*	285.9
<b>18th 87 Remy GARDNER</b> Onexox TKKR SAG T AUS							<b>21st 64 Bo BENDSNEYDER</b> NTS RW Racing GP NED						
		Runs=2	Total laps=15	Full laps=11					Runs=2	Total laps=16	Full laps=13		
1	2'25.237	32.968	35.778	23.643	29.261	285.1	1	2'09.200	32.533	34.782	23.188	28.698	280.7
2	2'00.265	34.900	33.710	23.009	28.646	283.6	2	1'57.835	33.942	33.017	22.592	28.284	280.0
3	1'57.094	33.616	32.834	22.456	28.188	282.9	3	1'56.069	33.116	32.678	22.252	28.023	282.9
4	1'55.442	33.149	32.388	22.254	27.651	288.9	4	1'55.422	32.824	32.528	22.298	27.772	285.1
5	1'56.392	32.909	32.679	22.675	28.129	288.1	5	1'55.399	32.929	32.398	22.179	27.893	282.9
6	1'55.367	33.007	32.402	22.261	27.697	288.1	6	2'00.100	37.288	32.669	22.262	27.881	282.9
7	1'55.801 *	33.013	32.512	22.400	27.876*	286.6	7	1'54.764	32.760	32.150	22.150	27.704	283.6
8	1'55.048	32.645	32.058	22.314	28.031	282.9	8	2'04.348 P	33.297	34.082	22.528	34.441	280.7
9	2'09.699 P	34.696	32.998	24.157	37.848	177.9	9	10'53.478	30.824	33.222	22.667	27.927	281.4
10	12'22.630	36.186	34.819	23.351	28.047	282.9	10	1'55.410	32.982	32.441	22.258	27.729	282.1
11	1'56.026	33.433	32.617	22.282	27.694	289.7	11	1'55.354	32.769	32.499	22.295	27.791	281.4
12	1'54.602	32.690	32.102	22.185	27.625	283.6	12	1'54.918	32.770	32.364	22.001	27.783	283.6
13	1'54.465	32.672	32.071	22.137	27.585	285.1	13	1'55.176	32.786	32.480	22.106	27.804	282.9
14	2'00.930	34.500	36.144	22.395	27.891	287.4	14	1'54.595	32.655	32.115	21.988	27.837	281.4
15	1'54.479	32.536	32.124	22.158	27.661	289.7	15	1'57.275	32.606	32.256	22.148	30.265	260.4
<b>19th 55 Hafizh SYAHRIN</b> Kipin Energy Aspar T MAL							<b>22nd 42 Marcos RAMIREZ</b> Tennor American Raci SPA						
		Runs=2	Total laps=16	Full laps=12					Runs=2	Total laps=16	Full laps=12		
1	2'27.408	35.998	37.955	24.805	29.167	282.9	1	2'19.494	32.599	35.244	23.941	28.760	287.4
2	2'00.714	35.367	33.974	23.027	28.346	285.9	2	1'59.083	35.059	33.278	22.765	27.981	289.7
3	1'57.141 *	33.874	32.940*	22.325	28.002	286.6	3	1'59.080	35.027	33.331	22.860	27.862	294.4
4	1'55.584	33.297	32.311	22.255	27.721	288.9	4	1'56.685	33.756	32.725	22.423	27.781	292.8
5	1'55.390	32.916	32.277	22.269	27.928	291.2	5	1'55.994	33.518	32.376	22.343	27.757	292.8
6	1'54.992	32.870	32.043	22.330	27.749	289.7	6	1'55.529	33.202	32.240	22.380	27.707	292.0
7	1'55.009	32.889	32.220	22.236	27.664	290.5	7	2'03.470 P	32.996	32.331	22.506	35.637	289.7
8	1'55.150	32.833	32.304	22.192	27.821	286.6	8	11'30.382	32.364	35.610	22.934	27.930	288.1
9	2'04.667 P	33.479	34.055	22.656	34.477	279.2	9	1'57.050	33.274	32.475	23.327	27.974	291.2
10	11'16.859	34.989	35.516	23.287	28.173	282.9	10	1'56.183 *	33.66 *	32.542	22.369	27.611	288.1
11	1'56.684	33.758	32.567	22.244	28.115	282.1	11	1'54.988	33.128	32.208	22.138	27.514	289.7
12	1'55.011	33.020	32.158	22.030	27.803	286.6							

**Fastest Lap:** Sam LOWES EG 0,0 Marc VDS GBR 1'53.391 32.281 31.876 21.848 27.386

These data/results cannot be reproduced, stored and/or transmitted in whole or in part by any manner of electronic, mechanical, photocopying, recording, broadcasting or otherwise now known or herein after developed without the previous express consent by the copyright owner, except for reproduction in daily press and regular printed publications on sale to the public within 60 days of the event related to those data/results and always provided that copyright symbol appears together as follows below.  
© DORNA, 2020

# Free Practice Nr. 1

# Moto2

Lap	Lap Time	T1	T2	T3	T4	Speed	Lap	Lap Time	T1	T2	T3	T4	Speed
12	1'55.716	32.759	32.121	23.309	27.527	291.2	10	9'09.743	35.600	34.505	23.417	28.272	283.6
13	1'54.816	32.866	32.230	22.207	27.513	288.9	11	1'56.862 *	33.50*	32.878	22.519	27.959	287.4
14	1'54.746	32.978	32.124	22.066	27.578	289.7	12	1'56.151	33.298	32.619	22.322	27.912	287.4
15	1'55.261	32.783	31.986	21.998	28.494	288.9	13	1'56.072	33.285	32.811	22.109	27.867	288.1
16	1'55.431	32.857	32.265	22.193	28.116	289.7	14	1'56.328	33.278	32.820	22.213	28.017	285.1

## 23rd 97 Xavi VIERGE Petronas Sprinta Raci SPA

Runs=2 Total laps=16 Full laps=10

1	2'41.147	32.042	35.038	25.089	28.831	281.4
2	2'04.862 *	35.162	37.596*	23.586	28.518*	281.4
3	1'58.786	34.448	33.452	22.989	27.897	285.1
4	1'57.892	33.902	33.172	22.955	27.863	285.9
5	1'58.566	34.031	33.607	22.889	28.039	285.9
6	1'57.581	33.647	33.167	22.783	27.984	287.4
7	1'56.585	33.414	32.856	22.384	27.931	286.6
8	2'11.720 P	35.565	35.819	24.317	36.019	277.8
9	10'54.969	37.976	33.988	23.138	28.032	284.4
10	1'56.759 *	33.48*	32.841	22.572	27.858	284.4
11	1'56.369	33.264	32.756	22.519	27.830	285.9
12	1'55.432	33.004	32.524	22.369	27.535	286.6
13	1'55.573	33.082	32.507	22.160	27.824	285.1
14	1'55.508	32.982	32.500	22.164	27.862	285.1
15	1'55.231	32.974	32.448	22.180	27.629	285.1
16	2'41.375 P	39.072	55.469	28.841	37.993	275.0

## 26th 19 Lorenzo DALLA PO Italtrans Racing Team ITA

Runs=2 Total laps=12 Full laps=8

1	2'48.837	32.719	35.574	24.155	29.458	280.7
2	2'00.854	35.304	33.862	23.032	28.656	280.7
3	1'58.156	34.177	33.181	22.602	28.196	283.6
4	1'57.094	33.503	33.000	22.517	28.074	282.9
5	1'56.731	33.572	32.737	22.472	27.950	286.6
6	1'56.621	33.404	32.784	22.365	28.068	283.6
7	1'56.199	33.229	32.666	22.358	27.946	284.4
8	1'56.049	33.144	32.684	22.153	28.068	282.1
9	2'11.007 P	36.528	35.827	23.652	35.000	275.7
10	6'26.092	31.870	34.298	23.225	28.145	284.4
11	1'57.124	34.019	32.839	22.286	27.980	284.4
12	5'26.289 P	3'09.520	55.564	34.770	46.435	178.5

## 24th 35 Somkiat CHANTRA IDEMITSU Honda Te THA

Runs=2 Total laps=17 Full laps=9

1	2'17.192	34.436	36.012	23.511	28.658	282.9
2	2'00.974 *	35.237	33.999*	23.192	28.546	288.1
3	2'00.115	34.864	33.845	23.146	28.260	290.5
4	1'57.909	34.173	32.971	22.628	28.137	289.7
5	1'57.657 *	33.832	33.367	22.551	27.907*	291.2
6	1'58.274 *	33.383	33.423	23.239	28.229*	289.7
7	1'56.998	33.700	32.564	22.504	28.230	285.9
8	1'56.840	33.574	32.732	22.325	28.209	285.9
9	2'05.867 P	34.268	34.119	22.886	34.594	281.4
10	9'27.073	36.987	38.148	23.516	29.504	262.3
11	1'57.365 *	33.84*	32.888	22.569	28.068	286.6
12	1'56.162 *	33.440	32.536	22.228	27.958*	288.1
13	1'56.195	33.207	32.447	22.701	27.840	288.1
14	1'55.451	32.927	32.487	22.098	27.939	287.4
15	1'58.047	32.998	33.366	22.731	28.952	266.2
16	1'55.914	33.374	32.517	22.165	27.858	289.7
17	1'56.864	33.569	32.663	22.539	28.093	286.6

## 27th 11 Nicolò BULEGA Federal Oil Gresini M ITA

Runs=2 Total laps=7 Full laps=4

1	2'25.483	33.296	36.719	23.741	28.892	284.4
2	2'01.115	34.917	33.676	24.080	28.442	285.9
3	1'57.356	33.631	32.858	22.523	28.344	284.4
4	1'56.113	33.115	32.656	22.389	27.953	287.4
5	2'02.205 P	33.220	32.611	22.182	34.192	288.9
6	29'23.132	37.295	38.143	23.495	28.625	280.0
7	1'56.920	33.665	33.005	22.225	28.025	285.1

## 28th 18 Xavi CARDELUS Kipin Energy Aspar T AND

Runs=2 Total laps=15 Full laps=11

1	2'33.431	30.500	35.733	24.636	29.219	276.4
2	2'01.032	35.320	34.039	23.101	28.572	276.4
3	1'58.800	34.231	33.571	22.815	28.183	280.0
4	1'57.934	33.708	33.053	23.081	28.092	282.1
5	1'57.297	33.719	32.980	22.560	28.038	280.7
6	1'56.973	33.453	32.880	22.589	28.051	279.2
7	1'57.333	33.647	33.194	22.422	28.070	279.2
8	2'03.296 P	33.391	32.820	22.481	34.604	276.4
9	12'54.261	34.285	33.445	22.761	30.294	253.1
10	1'59.374 *	33.992	32.950*	22.658	29.774	244.0
11	1'56.816	33.298	32.713	22.746	28.059	285.1
12	2'03.113	33.534	36.731	24.773	28.075	282.1
13	1'56.785	33.372	32.876	22.411	28.126	280.7
14	1'56.772	33.359	32.825	22.533	28.055	279.2
15	2'05.028	40.768	33.717	22.495	28.048	282.9

## 25th 27 Andi Farid IZDIHAR IDEMITSU Honda Te INA

Runs=2 Total laps=17 Full laps=12

1	2'28.416	35.071	37.035	25.246	29.592	268.8
2	2'01.769	35.261	34.290	23.643	28.575	282.9
3	1'58.535	34.213	33.175	22.870	28.277	285.9
4	1'57.961	33.391	33.568	23.050	27.952	287.4
5	1'57.591	33.705	33.207	22.486	28.193	286.6
6	1'57.736	33.799	33.330	22.383	28.224	284.4
7	1'57.219	33.865	32.901	22.372	28.081	285.9
8	1'56.459	33.221	32.769	22.446	28.023	285.1
9	2'12.575 P	34.610	37.815	23.347	36.803	279.2

## 29th 74 Piotr BIESIEKIRSKI NTS RW Racing GP POL

Runs=2 Total laps=16 Full laps=12

1	2'22.421	34.435	36.417	24.675	29.653	282.9
2	2'04.002	36.166	34.551	23.900	29.385	282.9

**Fastest Lap:** Sam LOWES EG 0,0 Marc VDS GBR 1'53.391 32.281 31.876 21.848 27.386

These data/results cannot be reproduced, stored and/or transmitted in whole or in part by any manner of electronic, mechanical, photocopying, recording, broadcasting or otherwise now known or herein after developed without the previous express consent by the copyright owner, except for reproduction in daily press and regular printed publications on sale to the public within 60 days of the event related to those data/results and always provided that copyright symbol appears together as follows below.  
© DORNA, 2020

# Free Practice Nr. 1

Moto2

Lap	Lap Time	T1	T2	T3	T4	Speed	Lap	Lap Time	T1	T2	T3	T4	Speed
3	2'01.011	34.847	33.826	23.131	29.207	279.2							
4	1'59.922	34.377	33.791	22.943	28.811	282.1							
5	1'59.127	34.316	33.461	22.740	28.610	282.9							
6	1'58.286	33.911	33.238	22.669	28.468	280.7							
7	2'10.420 P	34.139	34.203	25.312	36.766	237.1							
8	10'52.968	31.608	34.185	23.107	28.751	281.4							
9	1'59.270	34.347	33.502	22.861	28.560	280.0							
10	1'58.698 *	34.071*	33.302*	22.746	28.571*	281.4							
11	1'57.609	33.598	33.003	22.696	28.312	285.1							
12	1'57.617	33.657	33.058	22.487	28.415	283.6							
13	1'57.769	33.657	33.186	22.532	28.394	282.1							
14	1'58.153	33.751	33.004	22.769	28.629	282.9							
15	1'57.547	33.570	32.973	22.559	28.445	282.1							
16	1'56.900	33.423	32.874	22.259	28.344	284.4							

**30th 99** Kasma DANIEL Onexox TKKR SAG T MAL  
Runs=2 Total laps=14 Full laps=10

1	2'58.828	32.378	37.882	24.551	29.025	283.6							
2	2'04.688	36.064	35.798	23.720	29.106	281.4							
3	2'03.246	36.049	35.269	23.342	28.586	283.6							
4	2'00.940	34.629	34.213	23.168	28.930	284.4							
5	2'00.570	34.564	34.287	23.193	28.526	285.1							
6	2'00.265	34.438	34.109	23.247	28.471	284.4							
7	1'59.510 *	34.150	33.883*	23.006	28.471	282.9							
8	2'08.313 P	34.316	33.988	23.284	36.725	282.1							
9	13'14.092	37.476	33.988	23.933	28.631	282.9							
10	2'00.196	34.071	33.510	23.078	29.537	287.4							
11	1'58.721	34.088	33.606	22.800	28.227	287.4							
12	1'57.990	33.683	33.447	22.611	28.249	285.9							
13	1'57.756	33.630	33.244	22.599	28.283	286.6							
14	2'04.639	37.428	33.593	25.384	28.234	287.4							

**Fastest Lap:** Sam LOWES EG 0,0 Marc VDS GBR 1'53.391 32.281 31.876 21.848 27.386

These data/results cannot be reproduced, stored and/or transmitted in whole or in part by any manner of electronic, mechanical, photocopying, recording, broadcasting or otherwise now known or herein after developed without the previous express consent by the copyright owner, except for reproduction in daily press and regular printed publications on sale to the public within 60 days of the event related to those data/results and always provided that copyright symbol appears together as follows below.  
© DORNA, 2020

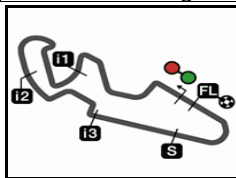
Official MotoGP Timing by TISSOT  
www.motogp.com

Alcañiz, Friday, October 16, 2020

Page 6 of 6







5077 m.

## GRAN PREMIO MICHELIN® DE ARAGÓN

## Free Practice Nr. 1

## Best Partial Times

Moto2™


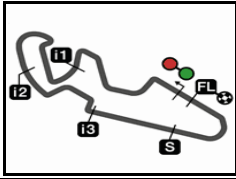
IT Ideal Lap Time, sum of the best partial times

BT Best Lap Time

T1		T2		T3		T4				IT	BT	
Pos	Rider	Time	Rider	Time	Rider	Time	Rider	Time	Pos	Rider	IT	BT
1	F.DI GIANNANTO	32.155	M.SCHROTTER	31.789	M.SCHROTTER	21.643	J.MARTIN	27.282	1	S.LOWES	1'53.137	1'53.391 (1)
2	J.DIXON	32.194	S.LOWES	31.868	E.BASTIANINI	21.699	S.LOWES	27.302	2	M.SCHROTTE	1'53.273	1'53.443 (2)
3	S.LOWES	32.207	J.NAVARRO	31.890	F.DI GIANNANTO	21.739	L.MARINI	27.358	3	J.DIXON	1'53.410	1'53.753 (6)
4	J.NAVARRO	32.345	J.DIXON	31.920	S.LOWES	21.760	M.SCHROTTER	27.376	4	F.DI GIANNAN	1'53.427	1'53.449 (3)
5	M.BEZZECCHI	32.350	F.DI GIANNANTO	31.980	L.MARINI	21.796	H.GARZO	27.384	5	J.NAVARRO	1'53.435	1'53.734 (5)
6	L.MARINI	32.378	M.RAMIREZ	31.986	J.NAVARRO	21.807	J.NAVARRO	27.393	6	L.MARINI	1'53.541	1'53.580 (4)
7	J.ROBERTS	32.384	J.ROBERTS	31.987	J.DIXON	21.823	M.BEZZECCHI	27.443	7	M.BEZZECCHI	1'53.663	1'53.995 (9)
8	E.BASTIANINI	32.421	T.LUTHI	32.007	M.BEZZECCHI	21.842	J.DIXON	27.473	8	J.ROBERTS	1'53.746	1'53.792 (7)
9	T.LUTHI	32.447	L.MARINI	32.009	J.ROBERTS	21.866	L.BALDASSARRI	27.491	9	J.MARTIN	1'53.750	1'54.107 (10)
10	H.GARZO	32.457	H.GARZO	32.009	J.MARTIN	21.868	J.ROBERTS	27.509	10	E.BASTIANINI	1'53.840	1'54.173 (11)
11	M.SCHROTTER	32.465	H.SYHRIN	32.010	S.MANZI	21.875	M.RAMIREZ	27.513	11	H.GARZO	1'53.844	1'53.965 (8)
12	S.CORSI	32.509	J.MARTIN	32.018	E.PONS	21.910	T.NAGASHIMA	27.517	12	T.LUTHI	1'54.057	1'54.233 (13)
13	T.NAGASHIMA	32.525	A.FERNANDEZ	32.028	L.BALDASSARRI	21.940	E.PONS	27.530	13	L.BALDASSAR	1'54.081	1'54.186 (12)
14	R.GARDNER	32.536	M.BEZZECCHI	32.028	H.SYHRIN	21.947	T.LUTHI	27.534	14	E.PONS	1'54.198	1'54.353 (15)
15	A.FERNANDEZ	32.557	R.GARDNER	32.058	S.CORSI	21.973	X.VIERGE	27.535	15	S.CORSI	1'54.209	1'54.312 (14)
16	L.BALDASSARRI	32.558	E.PONS	32.081	A.FERNANDEZ	21.982	F.DI GIANNANTO	27.553	16	T.NAGASHIMA	1'54.215	1'54.515 (20)
17	J.MARTIN	32.582	S.CORSI	32.084	B.BENDSNEYDE	21.988	H.SYHRIN	27.565	17	M.RAMIREZ	1'54.256	1'54.746 (22)
18	B.BENDSNEYDE	32.606	L.BALDASSARRI	32.092	H.GARZO	21.994	R.GARDNER	27.585	18	A.FERNANDEZ	1'54.261	1'54.359 (16)
19	S.MANZI	32.627	B.BENDSNEYDE	32.115	M.RAMIREZ	21.998	E.BASTIANINI	27.599	19	R.GARDNER	1'54.316	1'54.465 (18)
20	E.PONS	32.677	E.BASTIANINI	32.121	T.NAGASHIMA	22.004	S.CORSI	27.643	20	H.SYHRIN	1'54.333	1'54.478 (19)
21	M.RAMIREZ	32.759	S.MANZI	32.140	T.LUTHI	22.069	A.FERNANDEZ	27.694	21	S.MANZI	1'54.369	1'54.456 (17)
22	H.SYHRIN	32.811	T.NAGASHIMA	32.169	S.CHANTRA	22.098	B.BENDSNEYDE	27.704	22	B.BENDSNEY	1'54.413	1'54.595 (21)
23	A.IZDIHAR	32.829	S.CHANTRA	32.447	A.IZDIHAR	22.109	S.MANZI	27.727	23	X.VIERGE	1'55.117	1'55.231 (23)
24	S.CHANTRA	32.927	X.VIERGE	32.448	R.GARDNER	22.137	S.CHANTRA	27.840	24	S.CHANTRA	1'55.312	1'55.451 (24)

These data/results cannot be reproduced, stored and/or transmitted in whole or in part by any manner of electronic, mechanical, photocopying, recording, broadcasting or otherwise now known or herein after developed without the previous express consent by the copyright owner, except for reproduction in daily press and regular printed publications on sale to the public within 60 days of the event related to those data/results and always provided that copyright symbol appears together as follows below.  
© DORNA, 2020

MotorLand Aragón

Results and timing service provided by  **TISSOT**

5077 m.

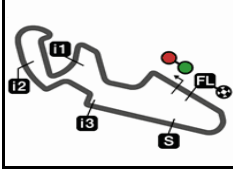
**GRAN PREMIO MICHELIN® DE ARAGÓN****Free Practice Nr. 1****Best Partial Times****Moto2™***IT* Ideal Lap Time, sum of the best partial times*BT* Best Lap Time

<b>T1</b>		<b>T2</b>		<b>T3</b>		<b>T4</b>				<i>IT</i>	<i>BT</i>	
<i>Pos</i>	<i>Rider</i>	<i>Time</i>	<i>Rider</i>	<i>Time</i>	<i>Rider</i>	<i>Time</i>	<i>Rider</i>	<i>Time</i>	<i>Pos</i>	<i>Rider</i>		
25	X.VIERGE	32.974	N.BULEGA	32.611	L.DALLA PORTA	22.153	A.IZDIHAR	27.867	25	<b>A.IZDIHAR</b>	1'55.424	1'55.951 (25)
26	<b>N.BULEGA</b>	<b>33.115</b>	<b>A.IZDIHAR</b>	<b>32.619</b>	<b>X.VIERGE</b>	<b>22.160</b>	<b>L.DALLA PORTA</b>	<b>27.946</b>	26	<b>N.BULEGA</b>	1'55.861	1'56.113 (27)
27	L.DALLA PORTA	33.144	L.DALLA PORTA	32.666	N.BULEGA	22.182	N.BULEGA	27.953	27	<b>L.DALLA POR</b>	1'55.909	1'56.049 (26)
28	<b>X.CARDELUS</b>	<b>33.298</b>	<b>X.CARDELUS</b>	<b>32.713</b>	<b>P.BIESIEKIRSKI</b>	<b>22.259</b>	<b>X.CARDELUS</b>	<b>28.038</b>	28	<b>X.CARDELUS</b>	1'56.460	1'56.772 (28)
29	P.BIESIEKIRSKI	33.423	P.BIESIEKIRSKI	32.874	X.CARDELUS	22.411	K.DANIEL	28.227	29	<b>P.BIESIEKIRS</b>	1'56.868	1'56.900 (29)
30	<b>K.DANIEL</b>	<b>33.630</b>	<b>K.DANIEL</b>	<b>33.244</b>	<b>K.DANIEL</b>	<b>22.599</b>	<b>P.BIESIEKIRSKI</b>	<b>28.312</b>	30	<b>K.DANIEL</b>	1'57.700	1'57.756 (30)

These data/results cannot be reproduced, stored and/or transmitted in whole or in part by any manner of electronic, mechanical, photocopying, recording, broadcasting or otherwise now known or herein after developed without the previous express consent by the copyright owner, except for reproduction in daily press and regular printed publications on sale to the public within 60 days of the event related to those data/results and always provided that copyright symbol appears together as follows below.  
© DORNA, 2020

Official MotoGP Timing by **TISSOT**  
www.motogp.com






5077 m.

## GRAN PREMIO MICHELIN® DE ARAGÓN

### Free Practice Nr. 1

### Fastest Laps Sequence

<i>Practice Time</i>	 <i>Rider</i>	<i>Nation</i>	<i>Motorcycle</i>	<i>Time</i>	<i>Km/h</i>	<i>Rider's Lap</i>
4'04.087	7 Lorenzo BALDASSARRI	ITA	KALEX	1'59.362	153.1	2
4'07.035	64 Bo BENDSNEYDER	NED	NTS	1'57.835	155.1	2
4'18.979	9 Jorge NAVARRO	SPA	SPEED UP	1'57.703	155.2	2
4'54.810	22 Sam LOWES	GBR	KALEX	1'57.261	155.8	2
6'03.104	64 Bo BENDSNEYDER	NED	NTS	1'56.069	157.4	3
6'50.263	22 Sam LOWES	GBR	KALEX	1'55.453	158.3	3
7'58.526	64 Bo BENDSNEYDER	NED	NTS	1'55.422	158.3	4
8'17.506	88 Jorge MARTIN	SPA	KALEX	1'55.239	158.6	4
8'45.117	22 Sam LOWES	GBR	KALEX	1'54.854	159.1	4
10'01.897	21 Fabio DI GIANNANTONI	ITA	SPEED UP	1'54.289	159.9	5
12'33.733	22 Sam LOWES	GBR	KALEX	1'53.989	160.3	6
14'27.319	22 Sam LOWES	GBR	KALEX	1'53.586	160.9	7
16'20.710	22 Sam LOWES	GBR	KALEX	1'53.391	161.1	8

These data/results cannot be reproduced, stored and/or transmitted in whole or in part by any manner of electronic, mechanical, photocopying, recording, broadcasting or otherwise now known or herein after developed without the previous express consent by the copyright owner, except for reproduction in daily press and regular printed publications on sale to the public within 60 days of the event related to those data/results and always provided that copyright symbol appears together as follows below.

© DORNA, 2020

Official MotoGP Timing by TISSOT  
www.motogp.com

Alcañiz, Friday, October 16, 2020

