


5077 m.

GRAN PREMIO MICHELIN® DE ARAGÓN

Free Practice Nr. 2

Classification

6

		Rider	Nation	Team	Motorcycle	Time	Lap Total	Gap	Top Speed
1	21	Fabio DI GIANNANTONIO	ITA	MB Conveyors Speed Up	SPEED UP	1'52.748	11 16		288.9
2	72	Marco BEZZECCHI	ITA	SKY Racing Team VR46	KALEX	1'52.793	13 17	0.045 0.045	290.5
3	22	Sam LOWES	GBR	EG 0,0 Marc VDS	KALEX	1'52.854	10 12	0.106 0.061	290.5
4	57	Edgar PONS	SPA	Federal Oil Gresini Moto2	KALEX	1'53.017	9 14	0.269 0.163	288.1
5	10	Luca MARINI	ITA	SKY Racing Team VR46	KALEX	1'53.048	10 19	0.300 0.031	291.2
6	33	Enea BASTIANINI	ITA	Italtrans Racing Team	KALEX	1'53.140	13 18	0.392 0.092	292.8
7	42	Marcos RAMIREZ	SPA	Tennor American Racing	KALEX	1'53.253	5 15	0.505 0.113	291.2
8	87	Remy GARDNER	AUS	Onexox TKKR SAG Team	KALEX	1'53.254	5 17	0.506 0.001	289.7
9	88	Jorge MARTIN	SPA	Red Bull KTM Ajo	KALEX	1'53.325	12 17	0.577 0.071	294.4
10	16	Joe ROBERTS	USA	Tennor American Racing	KALEX	1'53.334	9 15	0.586 0.009	291.2
11	9	Jorge NAVARRO	SPA	MB Conveyors Speed Up	SPEED UP	1'53.344	5 15	0.596 0.010	292.8
12	23	Marcel SCHROTTER	GER	Liqui Moly Intact GP	KALEX	1'53.459	12 17	0.711 0.115	289.7
13	40	Hector GARZO	SPA	Flexbox HP 40	KALEX	1'53.517	5 13	0.769 0.058	294.4
14	96	Jake DIXON	GBR	Petronas Sprinta Racing	KALEX	1'53.538	15 15	0.790 0.021	290.5
15	45	Tetsuta NAGASHIMA	JPN	Red Bull KTM Ajo	KALEX	1'53.775	16 17	1.027 0.237	291.2
16	64	Bo BENDSNEYDER	NED	NTS RW Racing GP	NTS	1'53.801	16 16	1.053 0.026	290.5
17	62	Stefano MANZI	ITA	MV Agusta Forward Racing	MV AGUSTA	1'53.804	17 17	1.056 0.003	295.2
18	12	Thomas LUTHI	SWI	Liqui Moly Intact GP	KALEX	1'53.905	10 14	1.157 0.101	291.2
19	35	Somkiat CHANTRA	THA	IDEMITSU Honda Team Asia	KALEX	1'53.931	15 17	1.183 0.026	291.2
20	37	Augusto FERNANDEZ	SPA	EG 0,0 Marc VDS	KALEX	1'53.941	9 16	1.193 0.010	294.4
21	97	Xavi VIERGE	SPA	Petronas Sprinta Racing	KALEX	1'53.999	14 16	1.251 0.058	290.5
22	11	Nicolò BULEGA	ITA	Federal Oil Gresini Moto2	KALEX	1'54.167	15 16	1.419 0.168	289.7
23	19	Lorenzo DALLA PORTA	ITA	Italtrans Racing Team	KALEX	1'54.519	17 17	1.771 0.352	288.1
24	55	Hafizh SYAHRIN	MAL	Kipin Energy Aspar Team Moto2	SPEED UP	1'54.559	9 16	1.811 0.040	288.1
25	7	Lorenzo BALDASSARRI	ITA	Flexbox HP 40	KALEX	1'54.741	3 18	1.993 0.182	290.5
26	24	Simone CORSI	ITA	MV Agusta Forward Racing	MV AGUSTA	1'55.106	5 5	2.358 0.365	285.9
27	18	Xavi CARDELUS	AND	Kipin Energy Aspar Team Moto2	SPEED UP	1'55.452	5 14	2.704 0.346	287.4
28	27	Andi Farid IZDIHAR	INA	IDEMITSU Honda Team Asia	KALEX	1'55.542	3 10	2.794 0.090	292.8
29	74	Piotr BIESIEKIRSKI	POL	NTS RW Racing GP	NTS	1'56.022	13 13	3.274 0.480	288.1
30	99	Kasma DANIEL	MAL	Onexox TKKR SAG Team	KALEX	1'56.244	5 10	3.496 0.222	289.7

Practice condition: **Dry**Air: **16°**Humidity: **40%**Ground: **22°**

Fastest Lap:	Lap: 11	Fabio DI GIANNANTONIO	1'52.748	162.1 Km/h
Best Race Lap:	2015	Alex RINS	1'52.767	162.1 Km/h
All Time Lap Record:	2019	Alex MARQUEZ	1'52.225	162.8 Km/h

The results are provisional until the end of the limit for protest and appeals.

Time limit for protest expires 30' after publication of the results - Time:

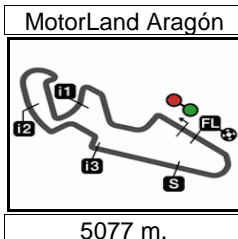
These data/results cannot be reproduced, stored and/or transmitted in whole or in part by any manner of electronic, mechanical, photocopying, recording, broadcasting or otherwise now known or herein after developed without the previous express consent by the copyright owner, except for reproduction in daily press and regular printed publications on sale to the public within 60 days of the event related to those data/results and always provided that copyright symbol appears together as follows below.

© DORNA, 2020

Official MotoGP Timing by TISSOT
www.motogp.com

Alcañiz, Friday, October 16, 2020







GRAN PREMIO MICHELIN® DE ARAGÓN

Free Practice Nr. 2

Combined Free Practice Times

7

	Rider	Nation	Team	MOTORCYCLE	FP1	FP2	Gap
1	21 F.DI GIANNANTO	ITA	MB Conveyors Speed Up	SPEED UP	1'53.449 10	1'52.748 11	
2	72 M.BEZZECCHI	ITA	SKY Racing Team VR46	KALEX	1'53.995 17	1'52.793 13	0.045 0.045
3	22 S.LOWES	GBR	EG 0,0 Marc VDS	KALEX	1'53.391 8	1'52.854 10	0.106 0.061
4	57 E.PONS	SPA	Federal Oil Gresini Moto2	KALEX	1'54.353 13	1'53.017 9	0.269 0.163
5	10 L.MARINI	ITA	SKY Racing Team VR46	KALEX	1'53.580 21	1'53.048 10	0.300 0.031
6	33 E.BASTIANINI	ITA	Italtrans Racing Team	KALEX	1'54.173 14	1'53.140 13	0.392 0.092
7	42 M.RAMIREZ	SPA	Tennor American Racing	KALEX	1'54.746 14	1'53.253 5	0.505 0.113
8	87 R.GARDNER	AUS	Onexox TKKR SAG Team	KALEX	1'54.465 13	1'53.254 5	0.506 0.001
9	88 J.MARTIN	SPA	Red Bull KTM Ajo	KALEX	1'54.107 12	1'53.325 12	0.577 0.071
10	16 J.ROBERTS	USA	Tennor American Racing	KALEX	1'53.792 12	1'53.334 9	0.586 0.009
11	9 J.NAVARRO	SPA	MB Conveyors Speed Up	SPEED UP	1'53.734 18	1'53.344 5	0.596 0.010
12	23 M.SCHROTTER	GER	Liqui Moly Intact GP	KALEX	1'53.443 12	1'53.459 12	0.695 0.099
13	40 H.GARZO	SPA	Flexbox HP 40	KALEX	1'53.965 16	1'53.517 5	0.769 0.074
14	96 J.DIXON	GBR	Petronas Sprinta Racing	KALEX	1'53.753 13	1'53.538 15	0.790 0.021
15	45 T.NAGASHIMA	JPN	Red Bull KTM Ajo	KALEX	1'54.515 13	1'53.775 16	1.027 0.237
16	64 B.BENDSNEYDEI	NED	NTS RW Racing GP	NTS	1'54.595 14	1'53.801 16	1.053 0.026
17	62 S.MANZI	ITA	MV Agusta Forward Racing	MV AGUSTA	1'54.456 18	1'53.804 17	1.056 0.003
18	12 T.LUTHI	SWI	Liqui Moly Intact GP	KALEX	1'54.233 15	1'53.905 10	1.157 0.101
19	35 S.CHANTRA	THA	IDEMITSU Honda Team Asia	KALEX	1'55.451 14	1'53.931 15	1.183 0.026
20	37 A.FERNANDEZ	SPA	EG 0,0 Marc VDS	KALEX	1'54.359 8	1'53.941 9	1.193 0.010
21	97 X.VIERGE	SPA	Petronas Sprinta Racing	KALEX	1'55.231 15	1'53.999 14	1.251 0.058
22	11 N.BULEGA	ITA	Federal Oil Gresini Moto2	KALEX	1'56.113 4	1'54.167 15	1.419 0.168
23	7 L.BALDASSARRI	ITA	Flexbox HP 40	KALEX	1'54.186 21	1'54.741 3	1.438 0.019
24	24 S.CORSI	ITA	MV Agusta Forward Racing	MV AGUSTA	1'54.312 14	1'55.106 5	1.564 0.126
25	55 H.SYHRIN	MAL	Kipin Energy Aspar Team Moto2	SPEED UP	1'54.478 15	1'54.559 9	1.730 0.166
26	19 L.DALLA PORTA	ITA	Italtrans Racing Team	KALEX	1'56.049 8	1'54.519 17	1.771 0.041
27	18 X.CARDELUS	AND	Kipin Energy Aspar Team Moto2	SPEED UP	1'56.772 14	1'55.452 5	2.704 0.933
28	27 A.IZDIHAR	INA	IDEMITSU Honda Team Asia	KALEX	1'55.951 16	1'55.542 3	2.794 0.090
29	74 P.BIESIEKIRSKI	POL	NTS RW Racing GP	NTS	1'56.900 16	1'56.022 13	3.274 0.480
30	99 K.DANIEL	MAL	Onexox TKKR SAG Team	KALEX	1'57.756 13	1'56.244 5	3.496 0.222

Pole Position Record:	2019	Alex MARQUEZ	1'52.225	162.8 Km/h
Best Race Lap:	2015	Alex RINS	1'52.767	162.1 Km/h
All Time Lap Record:	2019	Alex MARQUEZ	1'52.225	162.8 Km/h

The results are provisional until the end of the limit for protest and appeals.

Time limit for protest expires 60' after publication of the results - Mr. Time:

These data/results cannot be reproduced, stored and/or transmitted in whole or in part by any manner of electronic, mechanical, photocopying, recording, broadcasting or otherwise now known or herein after developed without the previous express consent by the copyright owner, except for reproduction in daily press and regular printed publications on sale to the public within 60 days of the event related to those data/results and always provided that copyright symbol appears together as follows below.

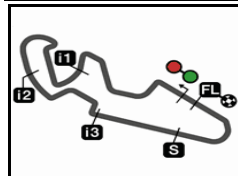
© DORNA, 2020

Official MotoGP Timing by TISSOT

www.motogp.com

Alcañiz, Friday, October 16, 2020





5077 m.

GRAN PREMIO MICHELIN® DE ARAGÓN

Free Practice Nr. 2

Top Speed & Average

8



Rider	Nation	Motorcycle	Top 5 speeds					Average	Top
62 Stefano MANZI	ITA	MV AGUSTA	295.2	292.0	288.9	286.6	286.6	289.9	295.2
37 Augusto FERNANDEZ	SPA	KALEX	294.4	292.8	290.5	288.1	285.9	290.3	294.4
40 Hector GARZO	SPA	KALEX	294.4	289.7	289.7	288.9	288.1	289.8	294.4
88 Jorge MARTIN	SPA	KALEX	294.4	292.0	289.7	286.6	285.9	289.1	294.4
9 Jorge NAVARRO	SPA	SPEED UP	292.8	287.4	287.4	286.6	286.6	288.2	292.8
27 Andi Farid IZDIHAR	INA	KALEX	292.8	291.2	289.7	288.9	287.4	290.0	292.8
33 Enea BASTIANINI	ITA	KALEX	292.8	292.0	290.5	288.9	288.9	290.6	292.8
10 Luca MARINI	ITA	KALEX	291.2	290.5	290.5	288.9	288.1	289.3	291.2
12 Thomas LUTHI	SWI	KALEX	291.2	290.5	286.6	285.9	285.1	287.1	291.2
16 Joe ROBERTS	USA	KALEX	291.2	289.7	288.1	287.4	287.4	288.5	291.2
35 Somkiat CHANTRA	THA	KALEX	291.2	291.2	289.7	289.7	288.9	289.9	291.2
42 Marcos RAMIREZ	SPA	KALEX	291.2	291.2	290.5	289.7	288.9	289.8	291.2
45 Tetsuta NAGASHIMA	JPN	KALEX	291.2	290.5	289.7	289.7	288.9	290.0	291.2
7 Lorenzo BALDASSARRI	ITA	KALEX	290.5	289.7	288.1	287.4	287.4	288.6	290.5
22 Sam LOWES	GBR	KALEX	290.5	288.9	288.9	288.1	288.1	288.9	290.5
64 Bo BENDSNEYDER	NED	NTS	290.5	288.9	285.1	285.1	285.1	286.9	290.5
72 Marco BEZZECCHI	ITA	KALEX	290.5	290.5	289.7	288.9	288.9	289.7	290.5
96 Jake DIXON	GBR	KALEX	290.5	289.7	288.9	288.1	287.4	288.9	290.5
97 Xavi VIERGE	SPA	KALEX	290.5	288.9	288.1	287.4	286.6	288.0	290.5
11 Nicolò BULEGA	ITA	KALEX	289.7	288.1	286.6	286.6	285.9	286.6	289.7
23 Marcel SCHROTTER	GER	KALEX	289.7	289.7	288.9	288.1	287.4	288.5	289.7
87 Remy GARDNER	AUS	KALEX	289.7	288.9	286.6	286.6	285.9	287.3	289.7
99 Kasma DANIEL	MAL	KALEX	289.7	287.4	287.4	285.9	285.1	287.1	289.7
21 Fabio DI GIANNANTONIO	ITA	SPEED UP	288.9	288.1	288.1	285.1	285.1	287.1	288.9
19 Lorenzo DALLA PORTA	ITA	KALEX	288.1	288.1	287.4	286.6	286.6	287.1	288.1
55 Hafizh SYAHRIN	MAL	SPEED UP	288.1	287.4	287.4	286.6	285.1	286.6	288.1
57 Edgar PONS	SPA	KALEX	288.1	288.1	286.6	285.9	285.1	286.5	288.1
74 Piotr BIESIEKIRSKI	POL	NTS	288.1	287.4	286.6	285.1	285.1	286.5	288.1
18 Xavi CARDELUS	AND	SPEED UP	287.4	285.1	284.4	283.6	282.9	284.7	287.4
24 Simone CORSI	ITA	MV AGUSTA	285.9	285.9	282.9	280.7	278.5	282.8	285.9

These data/results cannot be reproduced, stored and/or transmitted in whole or in part by any manner of electronic, mechanical, photocopying, recording, broadcasting or otherwise now known or herein after developed without the previous express consent by the copyright owner, except for reproduction in daily press and regular printed publications on sale to the public within 60 days of the event related to those data/results and always provided that copyright symbol appears together as follows below.

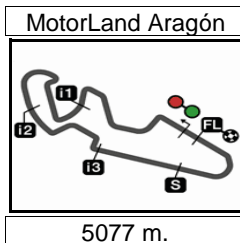
© DORNA, 2020

Official MotoGP Timing by TISSOT
www.motogp.com

 moto2™



Alcañiz, Friday, October 16, 2020



Results and timing service provided by TISSOT

Moto2™

GRAN PREMIO MICHELIN® DE ARAGÓN

Free Practice Nr. 2

Chronological Analysis of Performances

9

* Lap / Sector time cancelled							T1 Time from finish line to 1st intermediate							T3 Time from 2nd intermed. to 3rd intermed.						
P Crossing the finish line in pit lane							T2 Time from 1st intermed. to 2nd intermed.							T4 Time from 3rd intermediate to finish line						
Lap	Lap Time	T1	T2	T3	T4	Speed	Lap	Lap Time	T1	T2	T3	T4	Speed							
1st 21 Fabio DI GIANNANT MB Conveyors Speed ITA							4th 57 Edgar PONS Federal Oil Gresini M SPA													
Runs=2 Total laps=16 Full laps=11							Runs=2 Total laps=14 Full laps=9													
1	2'04.737	31.585	34.152	22.798	27.872	282.1	1	2'30.355	34.088	35.196	22.591	27.931	283.6							
2	1'55.125	33.068	32.463	22.160	27.434	288.9	2	1'55.326	33.054	32.346	22.169	27.757	288.1							
3	1'53.908	32.479	32.132	21.842	27.455	288.1	3	1'54.340	32.586	32.102	22.071	27.581	288.1							
4	1'53.380	32.156	31.942	21.852	27.430	288.1	4	1'53.582	32.462	31.845	21.806	27.469	285.1							
5	1'56.628	33.561	32.427	22.895	27.745	278.5	5	1'53.934	32.339	31.942	22.034	27.619	284.4							
6	1'53.678	32.308	32.022	21.785	27.563	285.1	6	2'01.020 P	32.553	32.773	22.218	33.476	277.8							
7	1'53.212	32.128	31.881	21.799	27.404	282.9	7	1'54.2163	31.136	36.960	23.692	29.720	272.2							
8	2'04.709 P	32.618	34.083	24.200	33.808	285.1	8	1'53.889	32.477	31.979	21.986	27.447	286.6							
9	12'39.560	30.942	33.758	22.508	28.043	274.3	9	1'53.017	32.230	31.762	21.649	27.376	284.4							
10	1'53.694	32.326	31.981	21.828	27.559	282.1	10	2'03.141	32.580	35.786	26.616	28.159	280.7							
11	1'52.748	31.878	31.781	21.621	27.468	282.9	11	2'03.249 *	32.607	40.546	22.495*	27.601	284.4							
12	1'55.932 *	32.591	32.716*	22.552	28.073	275.7	12	1'53.565	32.270	32.006	21.806	27.483	285.1							
13	1'59.292 *	32.031	31.870	22.949*	32.442	258.6	13	1'53.276 *	32.172	31.948	21.730	27.426*	285.9							
14	1'53.471	32.274	31.927	21.736	27.534	282.1	14	2'00.041	36.193	33.067	22.647	28.134	282.1							
15	1'53.010	31.961	31.834	21.741	27.474	284.4	5th 10 Luca MARINI SKY Racing Team VR ITA													
16	1'53.426	32.124	32.002	21.832	27.468	283.6	Runs=2 Total laps=19 Full laps=13													
2nd 72 Marco BEZZECCHI SKY Racing Team VR ITA							1							2'04.220	32.695	34.074	23.303	28.620	269.5	
Runs=2 Total laps=17 Full laps=12							2							1'55.271	33.126	32.401	22.222	27.522	290.5	
1	2'02.701	32.716	33.838	22.894	28.582	273.6	3							1'53.899	32.551	32.014	21.934	27.400	290.5	
2	1'54.359	32.820	32.247	21.861	27.431	288.9	4							1'53.644	32.403	31.803	21.971	27.467	288.1	
3	1'53.606	32.241	31.784	22.173	27.408	290.5	5							1'53.467	32.315	31.913	21.762	27.477	286.6	
4	1'53.299	32.211	31.936	21.883	27.269	288.9	6							1'53.680	32.220	31.778	21.661	28.021	280.7	
5	1'53.108	32.063	31.875	21.832	27.338	287.4	7							1'53.188	32.091	31.865	21.613	27.619	285.1	
6	1'53.735	32.316	32.022	21.885	27.512	282.1	8							1'53.170	32.127	31.837	21.779	27.427	288.9	
7	1'54.182	32.460	32.186	22.065	27.471	285.1	9							1'53.439	32.157	31.910	21.838	27.534	285.9	
8	1'53.459	32.372	31.912	21.787	27.388	289.7	10							1'53.048	32.130	31.839	21.631	27.448	285.9	
9	2'05.110 P	33.221	34.890	22.827	34.172	288.1	11							1'58.297 P	32.056	31.772	21.722	32.747	285.1	
10	9'59.507 *	31.268	33.046	22.306	27.742*	284.4	12							6'32.573 *	30.642	33.354	22.716	28.032*	280.7	
11	1'53.449	32.380	32.109	21.753	27.207	287.4	13							1'55.065	33.043	32.319	22.046	27.657	285.9	
12	1'52.805	31.999	31.628	21.881	27.297	288.1	14							1'53.869	32.477	31.935	21.905	27.552	288.1	
13	1'52.793	32.039	31.687	21.824	27.243	286.6	15							1'53.913	32.338	32.195	21.913	27.467	288.1	
14	2'00.414 *	32.157	38.018*	22.713*	27.526	287.4	16							1'54.901 *	32.450	32.172	21.968*	28.311	287.4	
15	1'52.909 *	32.25*	31.887	21.669	27.096	290.5	17							1'53.112 *	32.09*	31.760	21.741	27.515	291.2	
16	1'52.974	32.134	31.764	21.805	27.271	286.6	18							1'56.177	32.344	31.938	24.265	27.630	285.9	
17	1'52.972	32.293	31.755	21.684	27.240	285.9	3rd 22 Sam LOWES EG 0,0 Marc VDS GBR													
Runs=2 Total laps=13 Full laps=9							1							2'35.210	31.240	32.932	22.500	27.533	288.1	
1	2'35.210	31.240	32.932	22.500	27.533	288.1	2							1'53.861	32.749	31.766	21.989	27.357	288.9	
2	1'53.861	32.749	31.766	21.989	27.357	288.9	3							1'53.571	32.637	31.809	21.902	27.223	290.5	
3	1'53.571	32.637	31.809	21.902	27.223	290.5	4							1'52.882	32.135	31.792	21.695	27.260	288.9	
4	1'52.882	32.135	31.792	21.695	27.260	288.9	5							1'52.965	32.173	31.784	21.706	27.302	288.1	
5	1'52.965	32.173	31.784	21.706	27.302	288.1	Fastest Lap: Fabio DI GIANNANTONIO MB Conveyors Speed ITA 1'52.748 31.878 31.781 21.621 27.468													

These data/results cannot be reproduced, stored and/or transmitted in whole or in part by any manner of electronic, mechanical, photocopying, recording, broadcasting or otherwise now known or herein after developed without the previous express consent by the copyright owner, except for reproduction in daily press and regular printed publications on sale to the public within 60 days of the event related to those data/results and always provided that copyright symbol appears together as follows below.
© DORNA, 2020

Official MotoGP Timing by TISSOT
www.motogp.com

Alcañiz, Friday, October 16, 2020

Page 1 of 6



Free Practice Nr. 2

Moto2

Lap	Lap Time	T1	T2	T3	T4	Speed	Lap	Lap Time	T1	T2	T3	T4	Speed		
19	1'53.094 *	32.104	31.866	21.797	27.327*	287.4	14	1'54.989 *	32.514	32.197	22.332*	27.946	282.9		
6th	33	Enea BASTIANINI					Italtrans Racing Team	ITA	Runs=2 Total laps=18 Full laps=13						
1	2'14.215	30.179	33.714	23.071	30.188	237.1	15	1'53.933	32.356	31.841	21.933	27.803	283.6		
2	1'54.961	32.785	32.494	21.940	27.742	290.5	16	1'53.975	32.350	31.907	21.989	27.729	284.4		
3	1'59.273	32.565	36.308	22.682	27.718	292.8	17	1'53.918	32.264	31.898	22.025	27.731	285.1		
4	1'54.017	32.521	32.104	21.753	27.639	288.9	9th	88	Jorge MARTIN					Red Bull KTM Ajo	SPA
5	1'53.887	32.296	32.046	21.876	27.669	292.0		Runs=2 Total laps=17 Full laps=11							
6	1'56.442	32.430	32.456	23.612	27.944	281.4	1	2'06.068	31.141	35.303	25.255	27.667	289.7		
7	1'53.976	32.417	32.090	21.746	27.723	283.6	2	1'54.864	33.116	32.290	21.981	27.477	294.4		
8	1'59.532 *	32.391	34.524*	24.577	28.040	288.9	3	1'54.301	32.682	32.157	21.976	27.486	292.0		
9	1'53.758	32.489	31.950	21.635	27.684	285.1	4	1'54.020	32.504	32.097	21.970	27.449	286.6		
10	1'53.627	32.250	31.943	21.767	27.667	283.6	5	1'53.928	32.449	31.968	21.863	27.648	283.6		
11	2'00.967 P	33.046	32.744	21.996	33.181	281.4	6	1'54.237	32.516	32.028	21.981	27.712	282.9		
12	8'43.081	30.433	33.270	22.077	27.850	284.4	7	2'03.109 P	32.725	34.734	22.441	33.209	282.9		
13	1'53.140	32.190	31.860	21.453	27.637	285.1	8	9'44.074	29.105	32.937	22.150	27.867	280.7		
14	1'55.248 *	32.51 *	32.774*	22.248	27.715	282.9	9	1'53.488	32.505	31.882	21.712	27.389	283.6		
15	1'56.068	34.495	32.157	21.753	27.663	285.9	10	1'57.783	32.213	31.828	25.942	27.800	282.1		
16	1'53.355	32.235	31.907	21.592	27.621	287.4	11	1'53.411	32.425	31.790	21.726	27.470	284.4		
17	1'53.162	32.215	31.840	21.566	27.541	286.6	12	1'53.325	32.416	31.847	21.631	27.431	285.9		
18	1'53.242	32.074	31.936	21.569	27.663	282.9	13	1'53.375	32.340	31.873	21.783	27.379	285.1		
7th	42	Marcos RAMIREZ					Tennor American Raci	SPA	14	2'03.618 *	37.784	33.921	22.266*	29.647	280.0
		Runs=3 Total laps=15 Full laps=9							15	1'57.795 *	35.17*	33.228	21.951	27.442	285.1
1	2'00.874	32.250	33.893	23.967	27.859	288.9	16	1'55.783	33.908	32.366	21.971	27.538	285.9		
2	1'57.369	33.599	33.894	22.298	27.578	291.2	17	2'01.871 P	32.540	32.165	22.795	34.371	282.9		
3	1'53.931	32.658	31.989	21.975	27.309	291.2	10th	16	Joe ROBERTS					Tennor American Raci	USA
4	1'53.423	32.401	31.770	21.812	27.440	290.5		Runs=3 Total laps=15 Full laps=10							
5	1'53.253	32.291	31.789	21.743	27.430	288.1	1	2'29.834	30.876	33.669	22.551	27.923	287.4		
6	1'57.546 *	35.532	32.218*	22.119	27.677	285.9	2	1'55.162	33.015	32.360	22.107	27.680	289.7		
7	1'54.123	32.584	32.056	21.917	27.566	286.6	3	1'54.333	32.544	32.083	22.072	27.634	288.1		
8	2'06.182 P	32.581	34.832*	24.006	34.763	274.3	4	1'53.888	32.479	31.950	21.915	27.544	286.6		
9	11'14.351 *	31.554	33.551*	22.070	27.549	288.1	5	1'53.663	32.261	31.947	21.881	27.574	287.4		
10	1'53.578	32.448	31.818	21.892	27.420	288.9	6	2'02.683 P	32.955	33.559	22.359	33.810	279.2		
11	2'04.026 P	33.527	34.632	22.309	33.558	289.7	7	10'52.490	34.014	33.793	22.480	28.082	282.9		
12	5'06.302 *	29.433	32.702	22.883*	27.697	287.4	8	1'54.278	32.713	32.125	21.871	27.569	283.6		
13	1'56.304	32.488	33.166	23.127	27.523	288.1	9	1'53.334	32.253	31.953	21.673	27.455	285.9		
14	1'53.697	32.433	31.936	21.894	27.434	288.9	10	1'53.480	32.290	31.882	21.780	27.528	285.9		
15	1'53.803	32.322	32.081	21.932	27.468	288.9	11	2'04.056 P	35.628	33.062	21.992	33.374	287.4		
8th	87	Remy GARDNER					Onexox TKKR SAG T	AUS	12	5'07.092 *	29.994	32.577	22.335*	27.989	283.6
		Runs=2 Total laps=17 Full laps=12							13	1'54.689	32.677	32.305	22.043	27.664	285.1
1	2'02.439	33.637	33.657	22.976	28.142	282.1	14	1'53.697	32.451	31.911	21.771	27.564	286.6		
2	1'54.910 *	32.927	32.075	22.321	27.587*	289.7	15	1'54.231	32.393	32.089	22.139	27.610	291.2		
3	1'53.847	32.665	31.791	21.944	27.447	288.9	11th	9	Jorge NAVARRO					MB Conveyors Speed	SPA
4	1'53.415	32.222	31.739	21.958	27.496	286.6		Runs=3 Total laps=15 Full laps=8							
5	1'53.254	32.214	31.750	21.744	27.546	284.4	1	2'16.475	30.525	33.513	23.142	31.501	259.8		
6	1'56.848	34.021	33.261	21.907	27.659	282.1	2	2'14.032	32.776	32.053	22.026	47.177	292.8		
7	1'53.747	32.334	31.835	21.899	27.679	282.9	3	1'54.553	33.016	32.073	21.965	27.499	287.4		
8	1'53.799	32.362	31.841	21.867	27.729	285.9	4	1'53.650	32.614	31.812	21.846	27.378	287.4		
9	2'07.839 P	34.485	34.565	23.812	34.977	282.1	5	1'53.344	32.226	31.786	21.908	27.424	285.9		
10	10'25.179	33.754	33.643	22.715	27.907	281.4	6	1'53.593	32.190	31.834	22.005	27.564	282.9		
11	1'53.806	32.324	32.193	21.840	27.449	286.6	7	2'02.511 P	32.392	33.935*	22.994	33.190	283.6		
12	1'53.385	32.077	31.896	21.849	27.563	285.9	8	8'30.177	29.979	33.028	22.236	27.734	282.9		
13	2'01.901	32.214	31.819	22.207	35.661	141.6	9	1'55.456	33.878	32.127	22.003	27.448	286.6		
							10	2'02.958 P	32.707	34.489	22.545	33.217	286.6		
							11	6'06.622	30.268	33.099	22.343	27.844	282.9		

Fastest Lap: Fabio DI GIANNANTONIO MB Conveyors Speed ITA **1'52.748** 31.878 31.781 21.621 27.468

These data/results cannot be reproduced, stored and/or transmitted in whole or in part by any manner of electronic, mechanical, photocopying, recording, broadcasting or otherwise now known or herein after developed without the previous express consent by the copyright owner, except for reproduction in daily press and regular printed publications on sale to the public within 60 days of the event related to those data/results and always provided that copyright symbol appears together as follows below.
© DORNA, 2020

Free Practice Nr. 2

Moto2

Lap	Lap Time	T1	T2	T3	T4	Speed	Lap	Lap Time	T1	T2	T3	T4	Speed
12	1'56.800 *	32.77 *	32.121	22.269	29.639	263.0	14	1'54.361	32.786	32.085	21.954	27.536	285.1
13	1'53.869 *	32.654	31.879	21.916*	27.420	285.1	15	1'53.538	32.306	32.015	21.795	27.422	286.6
14	1'53.601	32.523	31.851	21.779	27.448	285.1							
15	1'53.674	32.318	31.963	21.913	27.480	285.1							

12th 23 Marcel SCHROTTE Liqui Moly Intact GP GER						
Runs=2		Total laps=17		Full laps=8		
1	2'18.473	30.798	32.917	22.288	27.701	285.9
2	1'53.920	32.639	31.939	21.980	27.362	289.7
3	1'54.160	32.603	32.269	21.872	27.416	289.7
4	1'53.697	32.472	32.000	21.823	27.402	288.9
5	1'53.845 *	32.302	32.054	21.895	27.594*	285.9
6	1'54.272	32.815	31.989	21.821	27.647	282.1
7	1'53.807	32.493	32.030	21.799	27.485	282.9
8	2'00.927 P	33.345	32.369	22.209	33.004	285.1
9	10'38.311 *	32.329	33.828	22.360	27.820*	283.6
10	1'54.281 *	32.692	31.962	21.834	27.793	285.1
11	1'53.411 *	32.34*	31.983	21.690	27.394	288.1
12	1'53.459	32.324	31.957	21.754	27.424	287.4
13	1'53.616 *	32.253	31.979*	21.767	27.617*	282.9
14	2'00.276 *	32.378	32.566*	23.524*	31.808	267.5
15	1'56.034 *	32.888	32.013	23.477	27.656*	285.9
16	1'53.982	32.423	32.156	21.879	27.524	287.4
17	2'04.149	32.461	40.392	23.156	28.140	282.1

13th 40 Hector GARZO Flexbox HP 40 SPA						
Runs=2		Total laps=13		Full laps=7		
1	2'09.039	33.199	34.970	22.824	27.775	294.4
2	1'55.385	32.960	32.315	22.336	27.774	287.4
3	1'54.386	32.617	32.221	22.139	27.409	289.7
4	1'54.547	32.838	32.313	22.054	27.342	288.9
5	1'53.517	32.286	32.009	21.885	27.337	288.1
6	1'53.801	32.337	32.001	21.872	27.591	284.4
7	2'08.372 *	42.621	35.605*	22.289	27.857	280.7
8	1'57.715	32.817	32.798	24.333	27.767	289.7
9	1'54.197	32.859	32.123	21.892	27.323	288.1
10	2'00.238 P	32.578	32.270	22.044	33.346	285.1
11	12'59.528	35.454	34.239	22.962	28.191	284.4
12	1'58.014 *	33.70*	34.041	22.493*	27.771	285.9
13	3'10.627 P	1'25.118	45.462	24.946	35.101	280.0

14th 96 Jake DIXON Petronas Sprinta Raci GBR						
Runs=3		Total laps=15		Full laps=8		
1	2'00.154	32.793	33.736	22.607	28.113	286.6
2	1'58.516 *	33.979	34.499*	22.439	27.599	289.7
3	1'53.890	32.542	32.039	21.888	27.421	290.5
4	1'57.613	33.282	34.983	21.882	27.466	288.9
5	1'55.242	32.408	32.206	22.857	27.771	285.9
6	1'54.111	32.467	32.124	21.815	27.705	282.9
7	1'54.343	32.329	32.344	22.038	27.632	282.9
8	1'59.603 P	32.342	32.321	22.114	32.826	288.1
9	10'20.725	32.135	33.404	22.504	27.924	282.1
10	1'55.288	32.946	32.236	22.343	27.763	281.4
11	1'59.155 P	32.477	32.492	22.005	32.181	287.4
12	5'10.243 *	33.348	34.808	22.399*	28.155*	280.7
13	1'59.242 *	32.961*	36.696	22.041	27.539	285.1

15th 45 Tetsuta NAGASHIM Red Bull KTM Ajo JPN						
Runs=2		Total laps=17		Full laps=9		
1	2'08.842	31.737	34.349	22.898	27.821	288.9
2	1'55.280	33.009	32.323	22.300	27.648	289.7
3	1'55.045	32.819	32.238	22.055	27.933	288.1
4	1'54.900	32.654	32.319	22.267	27.660	289.7
5	1'54.061	32.419	32.130	21.953	27.559	290.5
6	1'54.538	32.404	32.238	21.839	28.057	283.6
7	2'02.859 *	39.035	33.215	22.401	28.208*	282.1
8	1'56.509	33.540	33.099	22.269	27.601	291.2
9	1'55.017 *	32.717	32.206*	22.196	27.898*	287.4
10	2'02.899 P	33.250	33.039*	22.281	34.329	272.2
11	9'51.807 *	31.330	33.041	22.210	27.967*	285.9
12	1'54.743	32.951	32.172	21.989	27.631	287.4
13	1'54.158 *	32.569	32.105	21.908	27.576*	285.9
14	1'53.932 *	32.388	32.156	21.799*	27.589	287.4
15	1'53.992 *	32.50*	32.138	21.884	27.470	288.1
16	1'53.775	32.330	32.056	21.864	27.525	287.4
17	1'54.027	32.259	32.003	22.296	27.469	288.1

16th 64 Bo BENDSNEYDER NTS RW Racing GP NED						
Runs=2		Total laps=16		Full laps=11		
1	2'09.897	31.466	34.388	23.068	28.029	285.1
2	1'55.096	32.755	32.342	22.327	27.672	290.5
3	1'54.283	32.650	32.061	21.964	27.608	288.9
4	1'57.597	32.811	33.249	22.061	29.476	252.5
5	1'54.249	32.503	32.105	22.002	27.639	283.6
6	1'53.823	32.321	31.986	21.870	27.646	281.4
7	2'10.180 P	34.902	36.722	23.455	35.101	236.5
8	12'15.766	33.353	32.937	22.809	27.901	280.7
9	1'54.619	32.704	32.218	22.016	27.681	281.4
10	1'54.290	32.449	32.173	21.993	27.675	285.1
11	1'53.925	32.295	31.954	21.967	27.709	282.9
12	1'54.414 *	32.472	32.075*	22.020	27.847	281.4
13	1'54.327 *	32.401	32.166	21.936*	27.824	282.9
14	1'53.911	32.322	32.006	21.918	27.665	284.4
15	1'53.865	32.402	32.007	21.891	27.565	284.4
16	1'53.801	32.368	31.947	21.869	27.617	285.1

17th 62 Stefano MANZI MV Agusta Forward R ITA						
Runs=2		Total laps=17		Full laps=11		
1	2'09.945	32.986	34.504	23.376	27.958	286.6
2	1'55.473	32.864	32.305	22.417	27.887	295.2
3	1'54.071	32.704	32.101	21.831	27.435	292.0
4	1'54.866	32.719	31.989	22.454	27.704	288.9
5	1'53.960	32.268	32.072	22.028	27.592	286.6
6	1'54.947	32.835	32.217	21.877	28.018	281.4
7	2'07.085	43.417	33.809	22.054	27.805	282.9
8	1'54.580	32.639	32.040	22.178	27.723	285.1
9	2'10.990 P	38.047	35.595	22.633	34.715	282.9
10	9'27.344	32.388	34.745	22.601	29.747	268.2
11	1'54.825	32.918	32.457	21.801	27.649	283.6
12	1'54.112 *	32.522	32.092*	21.763	27.735	283.6

Fastest Lap: Fabio DI GIANNANTONIO MB Conveyors Speed ITA **1'52.748** 31.878 31.781 21.621 27.468

These data/results cannot be reproduced, stored and/or transmitted in whole or in part by any manner of electronic, mechanical, photocopying, recording, broadcasting or otherwise now known or herein after developed without the previous express consent by the copyright owner, except for reproduction in daily press and regular printed publications on sale to the public within 60 days of the event related to those data/results and always provided that copyright symbol appears together as follows below.
© DORNA, 2020

Official MotoGP Timing by TISSOT
www.motogp.com

Alcañiz, Friday, October 16, 2020

Page 3 of 6



Free Practice Nr. 2

Moto2

Lap	Lap Time	T1	T2	T3	T4	Speed	Lap	Lap Time	T1	T2	T3	T4	Speed
13	1'54.084	32.438	31.968	21.803	27.875	281.4	12	1'54.746	32.787	32.186	21.965	27.808	282.9
14	1'55.618 *	32.496	32.780	22.240*	28.102	280.7	13	1'54.890 *	32.61*	32.337*	22.036	27.903	281.4
15	1'53.858 *	32.45*	32.115	21.652	27.632	282.1	14	1'54.864	32.683	32.416	21.940	27.825	282.9
16	1'53.926	32.266	32.044	21.871	27.745	283.6	15	1'56.715	32.651	32.275	23.719	28.070	282.9
17	1'53.804	32.341	31.993	21.792	27.678	282.9	16	1'57.499	33.978	33.308	22.279	27.934	282.9

18th	12	Thomas LUTHI	Liqui Moly Intact GP	SWI		
		Runs=3	Total laps=14	Full laps=7		
1	2'04.483	30.979	34.039	23.006	28.530	275.0
2	1'55.828	33.174	32.814	22.280	27.560	291.2
3	1'54.709	32.599	32.378	22.084	27.648	290.5
4	2'06.243 P	38.491	32.615	22.240	32.897	286.6
5	6'14.085	30.662	33.114	22.332	27.978	281.4
6	1'55.927	32.895	32.342	22.422	28.268	285.1
7	1'55.160	32.959	32.391	22.069	27.741	285.1
8	2'00.721 P	32.985	32.545	22.204	32.987	280.7
9	10'56.198	30.708	33.288	22.424	29.272	261.7
10	1'53.905	32.370	32.056	21.941	27.538	285.1
11	1'54.999 *	32.610	32.247	22.103*	28.039	283.6
12	1'54.292 *	32.53*	32.007	22.050	27.705	285.9
13	1'54.357	32.638	32.177	21.833	27.709	283.6
14	1'54.721	32.598	32.258	22.017	27.848	283.6

21st	97	Xavi VIERGE	Petronas Sprinta Raci	SPA		
		Runs=2	Total laps=16	Full laps=11		
1	2'14.851	30.718	34.418	24.060	31.330	200.6
2	1'55.954	33.334	32.527	22.215	27.878	290.5
3	1'55.468	32.955	32.539	22.244	27.730	286.6
4	1'54.796	32.668	32.557	22.053	27.518	287.4
5	1'55.387	32.650	32.398	22.273	28.066	285.9
6	1'55.338	32.806	32.414	22.141	27.977	281.4
7	1'55.480	32.790	32.403	22.292	27.995	282.1
8	1'54.956	32.735	32.363	22.261	27.597	288.9
9	2'20.845 P	43.250	38.737	23.712	35.146	276.4
10	11'52.032 *	36.804	33.336	22.425	27.834*	284.4
11	1'54.258	32.626	32.195	21.879	27.558	285.1
12	1'54.224 *	32.448	32.173*	22.009	27.594	284.4
13	1'56.185 *	32.613	32.748	22.280*	28.544	267.5
14	1'53.999	32.509	32.069	21.880	27.541	285.9
15	1'54.015	32.510	32.006	21.995	27.504	286.6
16	1'54.174	32.332	32.115	21.980	27.747	288.1

19th	35	Somkiat CHANTRA	IDEMITSU Honda Te	THA		
		Runs=2	Total laps=17	Full laps=11		
1	2'06.403	31.606	34.450	23.482	28.285	282.9
2	1'55.482	33.120	32.449	22.124	27.789	289.7
3	1'55.276	32.773	32.553	22.024	27.926	288.1
4	1'59.374	36.540	32.518	22.386	27.930	288.9
5	1'55.252	33.162	32.139	22.024	27.927	286.6
6	1'54.336	32.496	32.026	21.947	27.867	282.9
7	2'02.636	39.392	33.022	22.234	27.988	283.6
8	1'56.835	32.992	33.000	22.809	28.034	286.6
9	2'06.555 P	35.990	33.842	22.935	33.788	282.1
10	9'59.606	30.607	36.092	24.981	28.467	280.0
11	1'54.402	32.888	31.988	21.982	27.544	291.2
12	1'57.447 *	32.414	35.139	22.298	27.596*	287.4
13	1'54.372 *	32.544	32.091	21.972	27.765*	285.1
14	2'02.600 *	39.866	32.612	22.374*	27.748	288.9
15	1'53.931	32.618	31.861	21.938	27.514	291.2
16	1'54.309	32.694	32.053	22.010	27.552	289.7
17	2'03.103	32.522	32.041	30.481	28.059	285.9

22nd	11	Nicolò BULEGA	Federal Oil Gresini M	ITA		
		Runs=2	Total laps=16	Full laps=11		
1	2'04.665	34.959	34.714	23.010	28.140	288.1
2	1'57.968	33.570	32.799	22.236	29.363	289.7
3	1'56.000	33.124	32.682	22.175	28.019	286.6
4	1'56.332	32.911	32.360	23.068	27.993	285.9
5	1'54.722	32.600	32.257	22.020	27.845	285.9
6	1'54.954	32.597	32.282	22.083	27.992	282.1
7	1'56.219	32.859	32.678	22.440	28.242	277.8
8	2'02.944 P	33.665	33.305	22.589	33.385	285.9
9	12'07.507	31.051	36.279	23.744	29.989	266.8
10	1'54.756 *	32.834	32.160*	21.953	27.809	285.9
11	1'54.276	32.383	32.071	21.995	27.827	285.1
12	2'04.298	32.474	34.147	22.130	35.547	148.4
13	1'55.451 *	32.821	32.222	22.181*	28.227*	285.9
14	1'54.327	32.636	32.088	21.867	27.736	286.6
15	1'54.167	32.381	32.014	22.040	27.732	285.9
16	1'54.588	32.487	32.193	22.043	27.865	285.1

20th	37	Augusto FERNAND	EG 0,0 Marc VDS	SPA		
		Runs=2	Total laps=16	Full laps=12		
1	2'13.534	30.304	33.193	22.889	27.898	288.1
2	1'54.846	32.867	32.274	21.891	27.814	294.4
3	1'58.712	32.971	33.760	22.618	29.363	276.4
4	1'54.110	32.537	31.970	22.116	27.487	292.8
5	1'54.841	32.704	32.285	22.328	27.524	290.5
6	1'54.330	32.480	32.228	21.920	27.702	282.1
7	1'55.573	32.654	32.060	22.394	28.465	270.9
8	1'55.835	33.444	32.683	21.999	27.709	285.9
9	1'53.941	32.539	32.002	21.738	27.662	285.1
10	1'58.815 P	32.523	31.924	21.931	32.437	282.1
11	10'59.999	31.057	32.857	22.334	28.043	283.6

23rd	19	Lorenzo DALLA PO	Italtrans Racing Team	ITA		
		Runs=2	Total laps=17	Full laps=12		
1	2'25.215	30.042	34.191	23.252	30.428	286.6
2	1'58.381	34.295	33.171	22.754	28.161	287.4
3	1'56.291	33.362	32.601	22.551	27.777	288.1
4	1'56.980	34.193	32.670	22.263	27.854	286.6
5	1'55.566	32.876	32.271	22.443	27.976	285.1
6	2'06.839 P	32.995	35.304*	23.438	35.102	279.2
7	10'16.838	35.274	34.556	23.124	28.309	281.4
8	1'56.810	33.590	32.696	22.481	28.043	283.6
9	1'55.499	33.122	32.331	22.263	27.783	285.1
10	1'55.106	32.964	32.195	22.118	27.829	282.1

Fastest Lap: Fabio DI GIANNANTONIO MB Conveyors Speed ITA 1'52.748 31.878 31.781 21.621 27.468

These data/results cannot be reproduced, stored and/or transmitted in whole or in part by any manner of electronic, mechanical, photocopying, recording, broadcasting or otherwise now known or herein after developed without the previous express consent by the copyright owner, except for reproduction in daily press and regular printed publications on sale to the public within 60 days of the event related to those data/results and always provided that copyright symbol appears together as follows below.

© DORNA, 2020

Official MotoGP Timing by TISSOT
www.motogp.com

Alcañiz, Friday, October 16, 2020

Page 4 of 6



Free Practice Nr. 2

Moto2

Lap	Lap Time	T1	T2	T3	T4	Speed	Lap	Lap Time	T1	T2	T3	T4	Speed						
27th 18 Xavi CARDELUS Kipin Energy Aspar T AND							Runs=2 Total laps=14 Full laps=7												
11	1'55.166 *	32.98*	32.218	22.198	27.765	288.1	1	2'11.999	30.595	34.422	24.117	28.311	282.9						
12	1'54.895	32.692	32.175	22.142	27.886	285.9	2	1'56.065	33.344	32.571	22.293	27.857	287.4						
13	1'57.757 *	34.03*	33.325*	22.373	28.021	282.1	3	1'55.548 *	33.090	32.434	22.207	27.817*	285.1						
14	1'54.788	32.743	32.150	22.156	27.739	285.1	4	1'55.550	32.899	32.578	22.248	27.825	284.4						
15	1'54.696	32.609	32.139	22.239	27.709	286.6	5	1'55.452	32.965	32.431	22.205	27.851	283.6						
16	1'56.135	32.797	33.133	22.390	27.815	285.9	6	2'22.972 P	32.830	35.524	38.078	36.540	271.5						
17	1'54.519	32.674	32.221	21.967	27.657	286.6	7	14'19.512	34.161	34.467	23.081	28.861	277.8						
24th 55 Hafizh SYAHRIN Kipin Energy Aspar T MAL							Runs=3 Total laps=16 Full laps=10												
1	2'11.116	33.150	35.877	23.908	28.169	287.4	8	1'57.424	33.867	32.909	22.479	28.169	279.2						
2	1'56.449	33.590	32.938	22.054	27.867	288.1	9	1'56.031 *	33.16*	32.566	22.245	28.052	282.1						
3	1'55.141	32.969	32.326	22.015	27.831	286.6	10	2'16.016	34.761	32.916	38.868	29.471	277.1						
4	1'59.279	34.724	33.892	22.911	27.752	287.4	11	1'56.523 *	33.11*	32.905*	22.412*	28.093*	281.4						
5	2'10.142 P	32.971	38.458	23.630	35.083	277.1	12	2'03.795	33.166	32.469	28.363	29.797	246.2						
6	7'56.375	31.824	33.756	24.457	28.254	282.9	13	2'00.713	35.908	33.649	23.041	28.115	280.0						
7	1'55.977	33.529	32.464	22.075	27.909	282.1	14	2'22.918 P	34.477	38.043	34.011	36.387	279.2						
8	1'54.897	32.915	32.228	21.955	27.799	282.9	28th 27 Andi Farid IZDIHAR IDEMITSU Honda Te INA							Runs=1 Total laps=10 Full laps=5					
9	1'54.559	32.660	32.081	21.930	27.888	282.9	1	2'05.383	33.179	34.590	23.275	28.146	289.7						
10	2'05.507 P	34.689	33.603	22.553	34.662	279.2	2	1'56.127 *	33.224	32.785	22.358	27.760*	292.8						
11	4'40.511	31.511	35.324	22.714	28.014	285.1	3	1'55.542	32.879	32.776	22.300	27.587	291.2						
12	1'57.725	33.267	32.360	22.059	30.039	245.7	4	1'55.025 *	32.895	32.459	22.004	27.667*	288.9						
13	1'56.159 *	32.82*	33.129	22.368	27.833	284.4	5	1'55.957	32.940	32.760	22.478	27.779	287.4						
14	1'54.577	32.726	32.210	21.968	27.673	285.1	6	1'55.975	32.973	32.865	22.169	27.968	283.6						
15	1'54.661	32.730	32.131	21.889	27.911	282.9	7	1'55.650	32.872	32.753	22.161	27.864	282.1						
16	1'54.783	32.734	32.178	21.909	27.962	282.9	8	1'56.438	33.155	32.811	22.447	28.025	286.6						
25th 7 Lorenzo BALDA Flexbox HP 40 ITA							Runs=2 Total laps=18 Full laps=10												
1	2'04.281	31.090	33.859	23.274	28.569	269.5	9	2'13.605 P	36.141	36.719	22.852	37.893	256.1						
2	1'55.393	33.236	32.517	22.155	27.485	290.5	10	10'07.428	34.774	33.894	22.681	27.987	282.1						
3	1'54.741	32.732	32.312	22.055	27.642	289.7	29th 74 Piotr BIESIEKIRSKI NTS RW Racing GP POL							Runs=1 Total laps=13 Full laps=8					
4	1'55.347	33.433	32.281	21.996	27.637	288.1	1	2'12.003	33.064	35.279	23.970	28.746	286.6						
5	1'55.785	32.693	32.543	22.791	27.758	287.4	2	1'58.826	34.318	33.320	22.748	28.440	288.1						
6	2'06.836 P	32.774	32.431	22.164	39.467	277.1	3	1'57.996	33.610	33.334	22.762	28.290	287.4						
7	6'48.088	32.151	34.023	22.906	28.267	277.8	4	1'57.190	33.506	32.917	22.572	28.195	285.1						
8	1'56.384 *	33.262	32.675	22.445	28.002*	280.7	5	1'57.218	33.356	32.926	22.635	28.301	281.4						
9	2'01.710	37.641	34.122	22.216	27.731	285.1	6	1'57.428 *	33.353	32.784	22.464	28.827*	276.4						
10	1'56.132	33.484	32.732	22.097	27.819	284.4	7	1'57.030	33.377	32.873	22.457	28.323	280.7						
11	1'55.031	32.846	32.346	22.086	27.753	283.6	8	1'57.085	33.441	32.928	22.324	28.392	283.6						
12	2'14.299 *	40.830	42.740	22.788	27.941*	279.2	9	2'05.545 P	33.590	32.995	22.438	36.522	282.9						
13	1'58.013 *	33.732	34.411	22.036	27.834*	287.4	10	8'04.569	32.225	34.097	29.630	28.306	282.1						
14	1'55.193	32.912	32.448	22.110	27.723	282.1	11	1'58.336 *	33.295	32.665	24.052	28.324*	280.7						
15	1'55.429 *	32.87*	32.381	22.327	27.844*	282.1	12	1'56.530	33.332	32.816	22.297	28.085	285.1						
16	2'02.488	32.924	32.400	29.229	27.935	280.7	13	1'56.022	33.021	32.609	22.321	28.071	284.4						
17	1'55.117	32.875	32.353	22.153	27.736	281.4	30th 99 Kasma DANIEL Onexox TKKR SAG T MAL							Runs=3 Total laps=11 Full laps=6					
18	1'55.460 *	32.863	32.416	22.245	27.936*	281.4	1	2'05.820	31.301	34.097	23.154	28.293	289.7						
26th 24 Simone CORSI MV Agusta Forward R ITA							Runs=2 Total laps=6 Full laps=2												
1	2'08.264	32.666	35.034	23.091	28.097	282.9	2	2'09.293	33.468	33.149	34.041	28.635	287.4						
2	1'56.828	33.135	32.621	23.127	27.945	285.9	3	1'57.903	33.985	33.162	22.655	28.101	287.4						
3	2'01.533 P	32.729	32.679	22.494	33.631	285.9	4	1'57.043	33.523	32.959	22.488	28.073	285.9						
4	11'41.602	32.482	33.947	22.612	27.965	280.7	5	1'56.244	33.095	32.789	22.317	28.043	285.1						
5	1'55.106	32.936	32.342	22.023	27.805	278.5	6	2'13.787 P	40.736	33.661	22.977	36.413	280.7						
unfinished	32.495	31.986	21.946				7	10'45.448 *	30.626	34.262	22.794	28.330*	282.1						
							8	1'56.848	33.481	32.890	22.407	28.070	282.1						

Fastest Lap: Fabio DI GIANNANTONIO MB Conveyors Speed ITA **1'52.748** 31.878 31.781 21.621 27.468

These data/results cannot be reproduced, stored and/or transmitted in whole or in part by any manner of electronic, mechanical, photocopying, recording, broadcasting or otherwise now known or herein after developed without the previous express consent by the copyright owner, except for reproduction in daily press and regular printed publications on sale to the public within 60 days of the event related to those data/results and always provided that copyright symbol appears together as follows below.
© DORNA, 2020

Free Practice Nr. 2

Moto2

Lap	Lap Time	T1	T2	T3	T4	Speed	Lap	Lap Time	T1	T2	T3	T4	Speed
9	1'56.297	33.155	32.593	22.399	28.150	283.6							
10	2'09.753 P	33.126	32.697	29.144	34.786	280.0							
	unfinished	31.936	34.981										

Fastest Lap: Fabio DI GIANNANTONIO MB Conveyors Speed ITA **1'52.748** 31.878 31.781 21.621 27.468

These data/results cannot be reproduced, stored and/or transmitted in whole or in part by any manner of electronic, mechanical, photocopying, recording, broadcasting or otherwise now known or herein after developed without the previous express consent by the copyright owner, except for reproduction in daily press and regular printed publications on sale to the public within 60 days of the event related to those data/results and always provided that copyright symbol appears together as follows below.
© DORNA, 2020

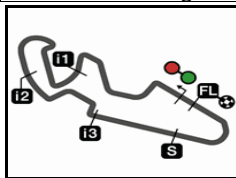
Official MotoGP Timing by **TISSOT**
www.motogp.com

Alcañiz, Friday, October 16, 2020

Page 6 of 6

moto2





5077 m.

GRAN PREMIO MICHELIN® DE ARAGÓN

Free Practice Nr. 2

Best Partial Times

Moto2™

IT Ideal Lap Time, sum of the best partial times

BT Best Lap Time

T1		T2		T3		T4				IT	BT	
Pos	Rider	Time	Rider	Time	Rider	Time	Rider	Time	Pos	Rider	IT	BT
1	F.DI GIANNANTO	31.878	S.LOWES	31.603	E.BASTIANINI	21.453	M.BEZZECCHI	27.096	1	S.LOWES	1'52.334	1'52.854 (3)
2	S.LOWES	31.882	M.BEZZECCHI	31.628	L.MARINI	21.613	S.LOWES	27.218	2	M.BEZZECCHI	1'52.392	1'52.793 (2)
3	M.BEZZECCHI	31.999	R.GARDNER	31.739	F.DI GIANNANTO	21.621	M.RAMIREZ	27.309	3	F.DI GIANNAN	1'52.684	1'52.748 (1)
4	L.MARINI	32.056	L.MARINI	31.760	S.LOWES	21.631	H.GARZO	27.323	4	L.MARINI	1'52.829	1'53.048 (5)
5	E.BASTIANINI	32.074	E.PONS	31.762	J.MARTIN	21.631	M.SCHROTTER	27.362	5	E.BASTIANINI	1'52.908	1'53.140 (6)
6	R.GARDNER	32.077	M.RAMIREZ	31.770	E.PONS	21.649	E.PONS	27.376	6	E.PONS	1'52.959	1'53.017 (4)
7	E.PONS	32.172	F.DI GIANNANTO	31.781	S.MANZI	21.652	J.NAVARRO	27.378	7	R.GARDNER	1'53.007	1'53.254 (8)
8	J.NAVARRO	32.190	J.NAVARRO	31.786	M.BEZZECCHI	21.669	J.MARTIN	27.379	8	J.MARTIN	1'53.013	1'53.325 (9)
9	J.MARTIN	32.213	J.MARTIN	31.790	J.ROBERTS	21.673	L.MARINI	27.400	9	M.RAMIREZ	1'53.113	1'53.253 (7)
10	J.ROBERTS	32.253	E.BASTIANINI	31.840	M.SCHROTTER	21.690	F.DI GIANNANTO	27.404	10	J.NAVARRO	1'53.133	1'53.344 (11)
11	M.SCHROTTER	32.253	S.CHANTRA	31.861	A.FERNANDEZ	21.738	J.DIXON	27.421	11	M.SCHROTTE	1'53.244	1'53.459 (12)
12	T.NAGASHIMA	32.259	J.ROBERTS	31.882	M.RAMIREZ	21.743	S.MANZI	27.435	12	J.ROBERTS	1'53.263	1'53.334 (10)
13	S.MANZI	32.266	A.FERNANDEZ	31.924	R.GARDNER	21.744	R.GARDNER	27.447	13	S.MANZI	1'53.321	1'53.804 (17)
14	H.GARZO	32.286	M.SCHROTTER	31.939	J.NAVARRO	21.779	J.ROBERTS	27.455	14	H.GARZO	1'53.482	1'53.517 (13)
15	M.RAMIREZ	32.291	B.BENDSNEYDE	31.947	J.DIXON	21.795	T.NAGASHIMA	27.469	15	J.DIXON	1'53.537	1'53.538 (14)
16	B.BENDSNEYDE	32.295	S.MANZI	31.968	T.LUTHI	21.833	L.BALDASSARRI	27.485	16	T.NAGASHIMA	1'53.570	1'53.775 (15)
17	J.DIXON	32.306	S.CORSI	31.986	T.NAGASHIMA	21.839	A.FERNANDEZ	27.487	17	A.FERNANDEZ	1'53.629	1'53.941 (20)
18	X.VIERGE	32.332	H.GARZO	32.001	N.BULEGA	21.867	X.VIERGE	27.504	18	B.BENDSNEY	1'53.676	1'53.801 (16)
19	T.LUTHI	32.370	T.NAGASHIMA	32.003	B.BENDSNEYDE	21.869	S.CHANTRA	27.514	19	X.VIERGE	1'53.721	1'53.999 (21)
20	N.BULEGA	32.381	X.VIERGE	32.006	H.GARZO	21.872	T.LUTHI	27.538	20	S.CHANTRA	1'53.727	1'53.931 (19)
21	S.CHANTRA	32.414	T.LUTHI	32.007	X.VIERGE	21.879	E.BASTIANINI	27.541	21	T.LUTHI	1'53.748	1'53.905 (18)
22	A.FERNANDEZ	32.480	N.BULEGA	32.014	H.SYHRIN	21.889	B.BENDSNEYDE	27.565	22	N.BULEGA	1'53.994	1'54.167 (22)
23	S.CORSI	32.495	J.DIXON	32.015	S.CHANTRA	21.938	A.IZDIHAR	27.587	23	S.CORSI	1'54.232	1'55.106 (26)
24	L.DALLA PORTA	32.609	H.SYHRIN	32.081	S.CORSI	21.946	L.DALLA PORTA	27.657	24	H.SYHRIN	1'54.303	1'54.559 (24)

These data/results cannot be reproduced, stored and/or transmitted in whole or in part by any manner of electronic, mechanical, photocopying, recording, broadcasting or otherwise now known or herein after developed without the previous express consent by the copyright owner, except for reproduction in daily press and regular printed publications on sale to the public within 60 days of the event related to those data/results and always provided that copyright symbol appears together as follows below.


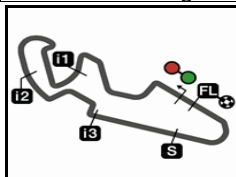
© DORNA, 2020

Official MotoGP Timing by TISSOT
www.motogp.com

moto2™



MotorLand Aragón

Results and timing service provided by  **TISSOT**

5077 m.

GRAN PREMIO MICHELIN® DE ARAGÓN**Free Practice Nr. 2****Best Partial Times****Moto2™***IT* Ideal Lap Time, sum of the best partial times*BT* Best Lap Time

T1			T2			T3			T4				
<i>Pos</i>	<i>Rider</i>	<i>Time</i>	<i>Rider</i>	<i>Time</i>	<i>Rider</i>	<i>Time</i>	<i>Rider</i>	<i>Time</i>	<i>Pos</i>	<i>Rider</i>	<i>IT</i>	<i>BT</i>	
25	H.SYHRIN	32.660	L.DALLA PORTA	32.139	L.DALLA PORTA	21.967	H.SYHRIN	27.673	25	L.DALLA POR	1'54.372	1'54.519	(23)
26	L.BALDASSARRI	32.693	L.BALDASSARRI	32.281	L.BALDASSARRI	21.996	N.BULEGA	27.732	26	L.BALDASSAR	1'54.455	1'54.741	(25)
27	X.CARDELUS	32.830	X.CARDELUS	32.431	A.IZDIHAR	22.004	S.CORSI	27.805	27	A.IZDIHAR	1'54.922	1'55.542	(28)
28	A.IZDIHAR	32.872	A.IZDIHAR	32.459	X.CARDELUS	22.205	X.CARDELUS	27.825	28	X.CARDELUS	1'55.291	1'55.452	(27)
29	P.BIESIEKIRSKI	33.021	K.DANIEL	32.593	P.BIESIEKIRSKI	22.297	K.DANIEL	28.043	29	P.BIESIEKIRS	1'55.998	1'56.022	(29)
30	K.DANIEL	33.095	P.BIESIEKIRSKI	32.609	K.DANIEL	22.317	P.BIESIEKIRSKI	28.071	30	K.DANIEL	1'56.048	1'56.244	(30)

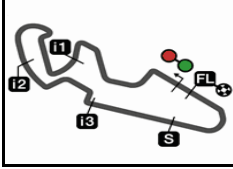
These data/results cannot be reproduced, stored and/or transmitted in whole or in part by any manner of electronic, mechanical, photocopying, recording, broadcasting or otherwise now known or herein after developed without the previous express consent by the copyright owner, except for reproduction in daily press and regular printed publications on sale to the public within 60 days of the event related to those data/results and always provided that copyright symbol appears together as follows below.

© DORNA, 2020

Official MotoGP Timing by **TISSOT**


www.motogp.com

moto2™



5077 m.

GRAN PREMIO MICHELIN® DE ARAGÓN**Free Practice Nr. 2****Fastest Laps Sequence**

<i>Practice Time</i>	 <i>Rider</i>	<i>Nation</i>	<i>Motorcycle</i>	<i>Time</i>	<i>Km/h</i>	<i>Rider's Lap</i>
3'57.060	72 Marco BEZZECCHI	ITA	KALEX	1'54.359	159.8	2
4'12.393	23 Marcel SCHROTTER	GER	KALEX	1'53.920	160.4	2
4'29.071	22 Sam LOWES	GBR	KALEX	1'53.861	160.5	2
5'50.666	72 Marco BEZZECCHI	ITA	KALEX	1'53.606	160.8	3
6'22.642	22 Sam LOWES	GBR	KALEX	1'53.571	160.9	3
7'43.965	72 Marco BEZZECCHI	ITA	KALEX	1'53.299	161.3	4
8'15.524	22 Sam LOWES	GBR	KALEX	1'52.882	161.9	4
27'50.051	22 Sam LOWES	GBR	KALEX	1'52.854	161.9	10
31'09.320	72 Marco BEZZECCHI	ITA	KALEX	1'52.805	162.0	12
32'01.379	21 Fabio DI GIANNANTONI	ITA	SPEED UP	1'52.748	162.1	11

These data/results cannot be reproduced, stored and/or transmitted in whole or in part by any manner of electronic, mechanical, photocopying, recording, broadcasting or otherwise now known or herein after developed without the previous express consent by the copyright owner, except for reproduction in daily press and regular printed publications on sale to the public within 60 days of the event related to those data/results and always provided that copyright symbol appears together as follows below.

© DORNA, 2020