


5077 m.

GRAN PREMIO MICHELIN® DE ARAGÓN

Free Practice Nr. 3

Classification

10

		Rider	Nation	Team	Motorcycle	Time	Lap Total	Gap	Top Speed
1	21	Fabio DI GIANNANTONIO	ITA	MB Conveyors Speed Up	SPEED UP	1'52.171	11 13		280.0
2	22	Sam LOWES	GBR	EG 0,0 Marc VDS	KALEX	1'52.243	8 13	0.072 0.072	284.4
3	87	Remy GARDNER	AUS	Onexox TKKR SAG Team	KALEX	1'52.552	12 16	0.381 0.309	285.9
4	37	Augusto FERNANDEZ	SPA	EG 0,0 Marc VDS	KALEX	1'52.672	13 17	0.501 0.120	283.6
5	16	Joe ROBERTS	USA	Tennor American Racing	KALEX	1'52.704	13 15	0.533 0.032	286.6
6	9	Jorge NAVARRO	SPA	MB Conveyors Speed Up	SPEED UP	1'52.751	15 18	0.580 0.047	285.1
7	42	Marcos RAMIREZ	SPA	Tennor American Racing	KALEX	1'52.765	15 15	0.594 0.014	293.6
8	96	Jake DIXON	GBR	Petronas Sprinta Racing	KALEX	1'52.830	15 16	0.659 0.065	285.9
9	72	Marco BEZZECCHI	ITA	SKY Racing Team VR46	KALEX	1'52.844	8 18	0.673 0.014	288.1
10	33	Enea BASTIANINI	ITA	Italtrans Racing Team	KALEX	1'52.905	13 16	0.734 0.061	290.5
11	64	Bo BENDSNEYDER	NED	NTS RW Racing GP	NTS	1'52.907	13 16	0.736 0.002	280.0
12	10	Luca MARINI	ITA	SKY Racing Team VR46	KALEX	1'52.937	17 17	0.766 0.030	286.6
13	40	Hector GARZO	SPA	Flexbox HP 40	KALEX	1'52.947	15 15	0.776 0.010	289.7
14	23	Marcel SCHROTTER	GER	Liqui Moly Intact GP	KALEX	1'53.078	17 18	0.907 0.131	288.9
15	62	Stefano MANZI	ITA	MV Agusta Forward Racing	MV AGUSTA	1'53.114	7 16	0.943 0.036	282.1
16	97	Xavi VIERGE	SPA	Petronas Sprinta Racing	KALEX	1'53.227	10 15	1.056 0.113	284.4
17	19	Lorenzo DALLA PORTA	ITA	Italtrans Racing Team	KALEX	1'53.304	16 18	1.133 0.077	286.6
18	88	Jorge MARTIN	SPA	Red Bull KTM Ajo	KALEX	1'53.344	16 17	1.173 0.040	291.2
19	12	Thomas LUTHI	SWI	Liqui Moly Intact GP	KALEX	1'53.474	11 17	1.303 0.130	286.6
20	55	Hafizh SYAHRIN	MAL	Kipin Energy Aspar Team Moto2	SPEED UP	1'53.559	5 14	1.388 0.085	283.6
21	24	Simone CORSI	ITA	MV Agusta Forward Racing	MV AGUSTA	1'53.594	12 15	1.423 0.035	282.1
22	7	Lorenzo BALDASSARRI	ITA	Flexbox HP 40	KALEX	1'53.620	5 19	1.449 0.026	285.1
23	57	Edgar PONS	SPA	Federal Oil Gresini Moto2	KALEX	1'53.669	10 10	1.498 0.049	286.6
24	45	Tetsuta NAGASHIMA	JPN	Red Bull KTM Ajo	KALEX	1'53.713	6 18	1.542 0.044	285.9
25	35	Somkiat CHANTRA	THA	IDEMITSU Honda Team Asia	KALEX	1'53.793	13 15	1.622 0.080	290.5
26	27	Andi Farid IZDIHAR	INA	IDEMITSU Honda Team Asia	KALEX	1'54.017	7 16	1.846 0.224	288.1
27	18	Xavi CARDELUS	AND	Kipin Energy Aspar Team Moto2	SPEED UP	1'54.582	11 14	2.411 0.565	281.4
28	11	Nicolò BULEGA	ITA	Federal Oil Gresini Moto2	KALEX	1'55.296	5 7	3.125 0.714	288.1
29	74	Piotr BIESIEKIRSKI	POL	NTS RW Racing GP	NTS	1'55.947	13 16	3.776 0.651	285.1
30	99	Kasma DANIEL	MAL	Onexox TKKR SAG Team	KALEX	1'56.011	10 15	3.840 0.064	282.9

Practice condition: Dry

Air: 14°

Humidity: 49%

Ground: 21°

Fastest Lap:	Lap: 11	Fabio DI GIANNANTONIO	1'52.171	162.9 Km/h
Best Race Lap:	2015	Alex RINS	1'52.767	162.1 Km/h
All Time Lap Record:	2020	Fabio DI GIANNANTONIO	1'52.171	162.9 Km/h

The results are provisional until the end of the limit for protest and appeals.

Time limit for protest expires 30' after publication of the results - Time:

These data/results cannot be reproduced, stored and/or transmitted in whole or in part by any manner of electronic, mechanical, photocopying, recording, broadcasting or otherwise now known or herein after developed without the previous express consent by the copyright owner, except for reproduction in daily press and regular printed publications on sale to the public within 60 days of the event related to those data/results and always provided that copyright symbol appears together as follows below.

© DORNA, 2020

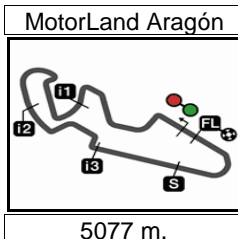
Official MotoGP Timing by TISSOT

www.motogp.com

Alcañiz, Saturday, October 17, 2020

moto2™





GRAN PREMIO MICHELIN® DE ARAGÓN

Free Practice Nr. 3

Combined Free Practice Times

11

		Rider	Nation	Team	MOTORCYCLE	FP1	FP2	FP3	Gap
1	21	F.DI GIANNANTO	ITA	MB Conveyors Speed Up	SPEED UP	1'53.449 10	1'52.748 11	1'52.171 11	
2	22	S.LOWES	GBR	EG 0,0 Marc VDS	KALEX	1'53.391 8	1'52.854 10	1'52.243 8	0.072 0.072
3	87	R.GARDNER	AUS	Onexox TKKR SAG Team	KALEX	1'54.465 13	1'53.254 5	1'52.552 12	0.381 0.309
4	37	A.FERNANDEZ	SPA	EG 0,0 Marc VDS	KALEX	1'54.359 8	1'53.941 9	1'52.672 13	0.501 0.120
5	16	J.ROBERTS	USA	Tennor American Racing	KALEX	1'53.792 12	1'53.334 9	1'52.704 13	0.533 0.032
6	9	J.NAVARRO	SPA	MB Conveyors Speed Up	SPEED UP	1'53.734 18	1'53.344 5	1'52.751 15	0.580 0.047
7	42	M.RAMIREZ	SPA	Tennor American Racing	KALEX	1'54.746 14	1'53.253 5	1'52.765 15	0.594 0.014
8	72	M.BEZZECCHI	ITA	SKY Racing Team VR46	KALEX	1'53.995 17	1'52.793 13	1'52.844 8	0.622 0.028
9	96	J.DIXON	GBR	Petronas Sprinta Racing	KALEX	1'53.753 13	1'53.538 15	1'52.830 15	0.659 0.037
10	33	E.BASTIANINI	ITA	Italtrans Racing Team	KALEX	1'54.173 14	1'53.140 13	1'52.905 13	0.734 0.075
11	64	B.BENDSNEYDE	NED	NTS RW Racing GP	NTS	1'54.595 14	1'53.801 16	1'52.907 13	0.736 0.002
12	10	L.MARINI	ITA	SKY Racing Team VR46	KALEX	1'53.580 21	1'53.048 10	1'52.937 17	0.766 0.030
13	40	H.GARZO	SPA	Flexbox HP 40	KALEX	1'53.965 16	1'53.517 5	1'52.947 15	0.776 0.010
14	57	E.PONS	SPA	Federal Oil Gresini Moto2	KALEX	1'54.353 13	1'53.017 9	1'53.669 10	0.846 0.070
15	23	M.SCHROTTER	GER	Liqui Moly Intact GP	KALEX	1'53.443 12	1'53.459 12	1'53.078 17	0.907 0.061
16	62	S.MANZI	ITA	MV Agusta Forward Racing	MV AGUSTA	1'54.456 18	1'53.804 17	1'53.114 7	0.943 0.036
17	97	X.VIERGE	SPA	Petronas Sprinta Racing	KALEX	1'55.231 15	1'53.999 14	1'53.227 10	1.056 0.113
18	19	L.DALLA PORTA	ITA	Italtrans Racing Team	KALEX	1'56.049 8	1'54.519 17	1'53.304 16	1.133 0.077
19	88	J.MARTIN	SPA	Red Bull KTM Ajo	KALEX	1'54.107 12	1'53.325 12	1'53.344 16	1.154 0.021
20	12	T.LUTHI	SWI	Liqui Moly Intact GP	KALEX	1'54.233 15	1'53.905 10	1'53.474 11	1.303 0.149
21	55	H.SYHRIN	MAL	Kipin Energy Aspar Team Moto2	SPEED UP	1'54.478 15	1'54.559 9	1'53.559 5	1.388 0.085
22	24	S.CORSI	ITA	MV Agusta Forward Racing	MV AGUSTA	1'54.312 14	1'55.106 5	1'53.594 12	1.423 0.035
23	7	L.BALDASSARRI	ITA	Flexbox HP 40	KALEX	1'54.186 21	1'54.741 3	1'53.620 5	1.449 0.026
24	45	T.NAGASHIMA	JPN	Red Bull KTM Ajo	KALEX	1'54.515 13	1'53.775 16	1'53.713 6	1.542 0.093
25	35	S.CHANTRA	THA	IDEMITSU Honda Team Asia	KALEX	1'55.451 14	1'53.931 15	1'53.793 13	1.622 0.080
26	27	A.IZDIHAR	INA	IDEMITSU Honda Team Asia	KALEX	1'55.951 16	1'55.542 3	1'54.017 7	1.846 0.224
27	11	N.BULEGA	ITA	Federal Oil Gresini Moto2	KALEX	1'56.113 4	1'54.167 15	1'55.296 5	1.996 0.150
28	18	X.CARDELUS	AND	Kipin Energy Aspar Team Moto2	SPEED UP	1'56.772 14	1'55.452 5	1'54.582 11	2.411 0.415
29	74	P.BIESIEKIRSKI	POL	NTS RW Racing GP	NTS	1'56.900 16	1'56.022 13	1'55.947 13	3.776 1.365
30	99	K.DANIEL	MAL	Onexox TKKR SAG Team	KALEX	1'57.756 13	1'56.244 5	1'56.011 10	3.840 0.064

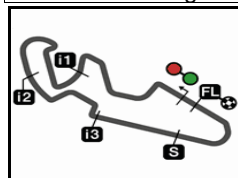
Pole Position Record:	2019	Alex MARQUEZ	1'52.225	162.8 Km/h
Best Race Lap:	2015	Alex RINS	1'52.767	162.1 Km/h
All Time Lap Record:	2020	Fabio DI GIANNANTONIO	1'52.171	162.9 Km/h

The results are provisional until the end of the limit for protest and appeals.

Time limit for protest expires 60' after publication of the results - Mr. Time:

These data/results cannot be reproduced, stored and/or transmitted in whole or in part by any manner of electronic, mechanical, photocopying, recording, broadcasting or otherwise now known or herein after developed without the previous express consent by the copyright owner, except for reproduction in daily press and regular printed publications on sale to the public within 60 days of the event related to those data/results and always provided that copyright symbol appears together as follows below.

© DORNA, 2020



5077 m.

GRAN PREMIO MICHELIN® DE ARAGÓN

Free Practice Nr. 3

Top Speed & Average

12



Rider	Nation	Motorcycle	Top 5 speeds					Average	Top
42 Marcos RAMIREZ	SPA	KALEX	293.6	290.5	290.5	289.7	286.6	290.2	293.6
88 Jorge MARTIN	SPA	KALEX	291.2	285.1	285.1	285.1	284.4	285.9	291.2
33 Enea BASTIANINI	ITA	KALEX	290.5	287.4	286.6	286.6	285.9	287.0	290.5
35 Somkiat CHANTRA	THA	KALEX	290.5	285.1	285.1	285.1	284.4	285.8	290.5
40 Hector GARZO	SPA	KALEX	289.7	285.9	285.1	285.1	284.4	285.8	289.7
23 Marcel SCHROTTER	GER	KALEX	288.9	285.9	285.1	284.4	282.9	284.7	288.9
11 Nicolò BULEGA	ITA	KALEX	288.1	284.4	284.4	282.9	278.5	283.7	288.1
27 Andi Farid IZDIHAR	INA	KALEX	288.1	288.1	286.6	285.9	285.9	286.9	288.1
72 Marco BEZZECCHI	ITA	KALEX	288.1	286.6	286.6	285.9	285.9	286.5	288.1
10 Luca MARINI	ITA	KALEX	286.6	286.6	285.9	285.1	284.4	285.3	286.6
12 Thomas LUTHI	SWI	KALEX	286.6	285.9	285.1	285.1	284.4	285.4	286.6
16 Joe ROBERTS	USA	KALEX	286.6	284.4	284.4	283.6	283.6	284.5	286.6
19 Lorenzo DALLA PORTA	ITA	KALEX	286.6	285.1	285.1	284.4	284.4	285.0	286.6
57 Edgar PONS	SPA	KALEX	286.6	283.6	281.4	281.4	281.4	282.6	286.6
45 Tetsuta NAGASHIMA	JPN	KALEX	285.9	285.1	285.1	284.4	284.4	284.9	285.9
87 Remy GARDNER	AUS	KALEX	285.9	285.1	285.1	285.1	284.4	284.9	285.9
96 Jake DIXON	GBR	KALEX	285.9	285.1	285.1	284.4	284.4	284.9	285.9
7 Lorenzo BALDASSARRI	ITA	KALEX	285.1	285.1	285.1	284.4	284.4	284.8	285.1
9 Jorge NAVARRO	SPA	SPEED UP	285.1	285.1	284.4	284.4	284.4	284.7	285.1
74 Piotr BIESIEKIRSKI	POL	NTS	285.1	282.1	280.7	280.7	280.7	281.7	285.1
22 Sam LOWES	GBR	KALEX	284.4	284.4	283.6	283.6	282.9	283.5	284.4
97 Xavi VIERGE	SPA	KALEX	284.4	283.6	282.9	282.1	280.7	282.4	284.4
37 Augusto FERNANDEZ	SPA	KALEX	283.6	283.6	282.9	282.9	282.1	282.5	283.6
55 Hafizh SYAHRIN	MAL	SPEED UP	283.6	282.1	281.4	281.4	280.7	281.7	283.6
99 Kasma DANIEL	MAL	KALEX	282.9	282.9	282.9	282.9	282.9	282.9	282.9
24 Simone CORSI	ITA	MV AGUSTA	282.1	282.1	280.7	280.7	280.0	280.9	282.1
62 Stefano MANZI	ITA	MV AGUSTA	282.1	282.1	281.4	280.0	280.0	280.6	282.1
18 Xavi CARDELUS	AND	SPEED UP	281.4	280.0	280.0	280.0	280.0	280.3	281.4
21 Fabio DI GIANNANTONIO	ITA	SPEED UP	280.0	278.5	278.5	277.8	277.8	278.5	280.0
64 Bo BENDSNEYDER	NED	NTS	280.0	280.0	280.0	280.0	279.2	279.7	280.0

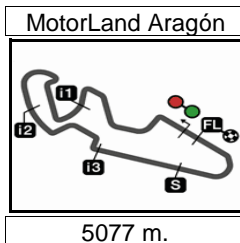
These data/results cannot be reproduced, stored and/or transmitted in whole or in part by any manner of electronic, mechanical, photocopying, recording, broadcasting or otherwise now known or herein after developed without the previous express consent by the copyright owner, except for reproduction in daily press and regular printed publications on sale to the public within 60 days of the event related to those data/results and always provided that copyright symbol appears together as follows below.

© DORNA, 2020

Official MotoGP Timing by TISSOT
www.motogp.com



Alcañiz, Saturday, October 17, 2020



GRAN PREMIO MICHELIN® DE ARAGÓN
Free Practice Nr. 3
Chronological Analysis of Performances

13

* Lap / Sector time cancelled **T1** Time from finish line to 1st intermediate **T3** Time from 2nd intermed. to 3rd intermed.
P Crossing the finish line in pit lane **T2** Time from 1st intermed. to 2nd intermed. **T4** Time from 3rd intermediate to finish line

Lap	Lap Time	T1	T2	T3	T4	Speed	Lap	Lap Time	T1	T2	T3	T4	Speed
1st 21 Fabio DI GIANNANT MB Conveyors Speed ITA							4th 37 Augusto FERNAND EG 0,0 Marc VDS SPA						
Runs=2 Total laps=13 Full laps=8							Runs=2 Total laps=17 Full laps=12						
1	2'39.913	31.224	33.412	22.981	28.148	273.6	1	2'44.503	30.577	33.371	22.443	27.806	283.6
2	1'55.207	32.841	32.356	22.207	27.803	275.7	2	1'55.768	33.014	32.784	22.131	27.839	282.9
3	1'53.989	32.425	32.033	21.912	27.619	276.4	3	1'54.617	32.508	32.159	22.099	27.851	281.4
4	1'53.352	32.188	31.892	21.745	27.527	278.5	4	1'54.171	32.446	32.121	21.941	27.663	282.9
5	1'52.980	31.913	31.835	21.682	27.550	277.8	5	1'53.744 *	32.377	31.974*	21.799	27.594	282.1
6	1'56.875	34.573	32.773	21.973	27.556	277.8	6	1'55.530	33.428	32.452	21.897	27.753	282.1
7	2'00.049 P	32.091	31.934	21.916	34.108	280.0	7	1'53.958	32.325	31.992	21.857	27.784	282.1
8	15'07.164	31.815	33.399	22.462	27.923	271.5	8	1'53.643	32.326	31.971	21.757	27.589	282.1
9	1'53.488	32.386	31.930	21.676	27.496	276.4	9	1'53.869	32.391	31.955	21.884	27.639	280.7
10	1'52.712 *	31.900	31.689	21.620	27.503*	277.1	10	2'03.535 P	34.536	33.425	22.626	32.948	280.7
11	1'52.171	31.828	31.551	21.454	27.338	278.5	11	9'40.530	29.755	32.555	22.126	27.577	281.4
12	2'02.665	31.711	31.643			248.5	12	1'53.416	32.279	31.939	21.801	27.397	283.6
13	2'12.637 P	34.005	39.261	23.118*	36.253	259.8	13	1'52.672	32.055	31.635	21.665	27.317	282.1
2nd 22 Sam LOWES EG 0,0 Marc VDS GBR							5th 16 Joe ROBERTS Tennor American Raci USA						
Runs=2 Total laps=14 Full laps=10							Runs=3 Total laps=15 Full laps=9						
1	2'44.045	30.493	33.387	22.422	27.771	282.1	1	2'30.897	30.443	33.326	22.600	27.903	282.1
2	1'53.659	32.772	31.743	21.829	27.315	282.9	2	1'55.354	34.003	32.091	21.833	27.427	284.4
3	1'52.508	32.016	31.633	21.557	27.302	283.6	3	1'53.395	32.275	31.956	21.731	27.433	282.9
4	1'52.478	32.009	31.680	21.581	27.208	283.6	4	1'53.272	32.165	31.866	21.696	27.545	283.6
5	1'54.893	33.050	32.490	21.852	27.501	282.9	5	1'53.267	32.228	31.778	21.804	27.457	283.6
6	1'53.010	32.247	31.694	21.759	27.310	282.9	6	1'53.146	32.111	31.768	21.905	27.362	286.6
7	1'52.439	31.950	31.526	21.689	27.274	284.4	7	2'07.910 P	32.229	37.153*	22.202	36.326	205.2
8	1'52.243	31.930	31.565	21.449	27.299	284.4	8	10'36.284	30.186	33.006	22.115	27.845	279.2
9	2'04.307 P	34.021	33.939	22.838	33.509	281.4	9	1'53.766	32.410	32.055	21.695	27.606	281.4
10	11'44.073	33.058	33.005	21.926	27.740	279.2	10	1'59.321 P	32.401	31.932	21.886	33.102	282.9
11	1'53.433	32.383	31.921	21.729	27.400	280.7	11	4'10.425	34.784	33.253	22.123	27.778	281.4
12	1'52.562	31.988	31.718	21.559	27.297	282.1	12	1'53.044	32.290	31.539	21.779	27.436	282.9
13	1'52.812	32.044	31.729	21.679	27.360	282.1	13	1'52.704	31.973	31.610	21.804	27.317	284.4
unfinished	32.044	31.673					14	1'53.592 *	32.126	31.618	22.266*	27.582	280.7
							15	1'59.645	37.912	32.012	21.907	27.814	282.1
3rd 87 Remy GARDNER Onexox TKKR SAG T AUS													
Runs=2 Total laps=16 Full laps=9													
1	2'09.137 *	29.438	33.447	23.646	29.271*	280.7							
2	1'55.804 *	33.528	32.311	22.281	27.684*	285.9							
3	1'54.567	32.864	32.037	22.141	27.525	285.1							
4	2'05.825 *	32.56*	42.255*	23.263	27.740	282.9							
5	1'53.536	32.431	31.860	21.793	27.452	284.4							
6	1'54.493 *	32.436	31.970*	22.413	27.674	283.6							
7	1'53.629	32.346	31.901	21.790	27.592	282.9							
8	1'53.945	32.588	31.896	21.864	27.597	283.6							
9	2'03.706 P	32.604	32.734	22.558	35.810	255.5							
10	12'00.503 *	34.047	33.101	22.113	27.568*	282.1							
11	1'52.567	32.173	31.494	21.578	27.322	285.1							

Fastest Lap: Fabio DI GIANNANTONIO MB Conveyors Speed ITA **1'52.171** 31.828 31.551 21.454 27.338

These data/results cannot be reproduced, stored and/or transmitted in whole or in part by any manner of electronic, mechanical, photocopying, recording, broadcasting or otherwise now known or herein after developed without the previous express consent by the copyright owner, except for reproduction in daily press and regular printed publications on sale to the public within 60 days of the event related to those data/results and always provided that copyright symbol appears together as follows below.
 © DORNA, 2020



Free Practice Nr. 3

Moto2

Lap	Lap Time	T1	T2	T3	T4	Speed	Lap	Lap Time	T1	T2	T3	T4	Speed	
6th	9	Jorge NAVARRO MB Conveyors Speed SPA					16	2'00.911	35.045	35.350	22.684	27.832	281.4	
		Runs=2	Total laps=18	Full laps=12										
1	2'12.107	29.829	33.301	23.815	31.217	250.2								
2	1'55.509	33.331	32.474	22.112	27.592	282.9								
3	1'57.661	32.699	32.099	22.160	30.703	254.3								
4	1'54.535 *	32.62*	32.215	22.060	27.631	283.6								
5	1'53.902	32.451	32.115	21.953	27.383	283.6								
6	2'01.924	32.782	38.944	22.532	27.666	282.1								
7	1'53.730	32.303	31.937	21.957	27.533	284.4								
8	1'53.365	32.244	31.890	21.772	27.459	285.1								
9	1'53.897	32.238	31.972	22.102	27.585	282.1								
10	1'59.767 P	32.224	32.112	22.288	33.143	275.7								
11	8'14.071	30.835	32.932	22.091	27.739	277.8								
12	1'54.053	32.192	31.776	22.204	27.881	277.1								
13	1'53.976 *	32.207	31.726	21.640	28.403*	282.9								
14	1'52.781	32.069	31.699	21.737	27.276	283.6								
15	1'52.751	31.999	31.805	21.760	27.187	284.4								
16	1'52.867	32.008	31.736	21.808	27.315	285.1								
17	1'56.466 *	32.036	31.877	24.663*	27.890	278.5								
18	1'53.164	32.111	31.852	21.753	27.448	284.4								
7th	42	Marcos RAMIREZ Tennor American Raci SPA												
		Runs=3	Total laps=15	Full laps=8										
1	2'07.414	32.979	39.670	23.939	28.179	290.5								
2	1'57.865	33.416	34.386	22.676	27.387	293.6								
3	1'54.333	32.712	32.088	22.240	27.293	290.5								
4	1'53.355 *	32.33*	31.896	21.854	27.268	286.6								
5	1'54.191	32.239	31.893	22.378	27.681	279.2								
6	1'56.154	34.537	32.266	22.038	27.313	285.1								
7	1'53.350	32.294	31.808	21.730	27.518	285.9								
8	2'03.860 P	33.769	32.878	22.785	34.428	277.8								
9	8'00.912	31.484	32.834	22.298	27.887	282.1								
10	1'54.897	32.923	32.178	22.044	27.752	282.9								
11	2'02.746 P	32.861	33.116	22.737	34.032	283.6								
12	7'01.946	30.368	36.509	22.826	33.565	268.2								
13	1'53.135	32.395	31.711	21.752	27.277	289.7								
14	1'53.223 *	31.919	31.497	22.064*	27.743	283.6								
15	1'52.765	32.015	31.713	21.644	27.393	285.1								
8th	96	Jake DIXON Petronas Sprinta Raci GBR												
		Runs=2	Total laps=16	Full laps=11										
1	2'07.216	30.990	34.141	23.522	28.178	284.4								
2	1'56.226	33.461	32.767	22.379	27.619	285.9								
3	1'57.903	34.033	33.900	22.199	27.771	285.1								
4	1'58.845 *	36.41*	32.595	22.104	27.732	284.4								
5	1'54.240	32.670	32.120	22.030	27.420	284.4								
6	1'54.493	32.406	32.476	22.014	27.597	283.6								
7	1'54.004	32.394	32.034	22.027	27.549	283.6								
8	1'53.658	32.274	31.998	21.838	27.548	285.1								
9	1'53.798	32.419	31.952	21.970	27.457	282.9								
10	2'02.541 P	32.586	33.380	22.864	33.711	277.8								
11	12'46.851 *	32.897	34.485*	23.205	28.825	269.5								
12	1'54.228	32.862	32.045	21.876	27.445	282.1								
13	1'53.385	32.285	31.961	21.828	27.311	282.9								
14	1'53.474 *	32.150	31.937	21.807*	27.580	281.4								
15	1'52.830	32.148	31.751	21.591	27.340	282.1								
9th	72	Marco BEZZECCHI SKY Racing Team VR ITA												
		Runs=3	Total laps=18	Full laps=11										
1	2'06.086	32.534	35.797	23.523	28.385	268.8								
2	1'55.530	33.507	32.479	22.077	27.467	286.6								
3	1'53.817	32.682	31.990	21.850	27.295	285.9								
4	1'53.488 *	32.48*	31.947	21.756	27.305	284.4								
5	1'52.965	32.086	31.921	21.687	27.271	284.4								
6	1'53.168	32.189	32.049	21.692	27.238	288.1								
7	1'52.985	32.078	31.966	21.671	27.270	283.6								
8	1'52.844	32.018	31.881	21.821	27.124	281.4								
9	1'59.924 P	32.136	32.105	22.128	33.555	284.4								
10	5'47.975	33.117	33.344	22.585	27.534	282.9								
11	1'53.280	32.211	32.080	21.707	27.282	284.4								
12	1'53.248	32.267	32.025	21.730	27.226	282.9								
13	1'53.503	32.305	32.045	21.796	27.357	284.4								
14	2'07.179 P	32.317	32.103	21.983	40.776	205.6								
15	3'46.248	30.354	35.235	22.729	35.892	270.2								
16	1'54.644	33.043	32.232	21.900	27.469	285.9								
17	1'54.227 *	32.896	31.945	22.136*	27.250	286.6								
18	1'53.134	32.271	31.834	21.833	27.196	285.9								
10th	33	Enea BASTIANINI Italtrans Racing Team ITA												
		Runs=2	Total laps=16	Full laps=9										
1	2'13.588	30.215	33.878	22.551	27.913	283.6								
2	1'55.725 *	33.716	32.370*	21.938	27.701	286.6								
3	1'54.268	32.514	32.182	22.029	27.543	287.4								
4	1'55.722 *	33.55*	32.472	22.184	27.514	285.9								
5	1'53.773	32.388	32.054	21.821	27.510	285.9								
6	1'54.563	32.294	32.473	22.184	27.612	283.6								
7	1'53.743	32.374	31.997	21.776	27.596	285.9								
8	1'53.629	32.414	31.987	21.736	27.492	285.1								
9	2'03.123 P	35.812	32.451	21.996	32.864	284.4								
10	11'15.217	31.144	33.187	22.097	27.601	281.4								
11	1'53.032	32.315	31.806	21.509	27.402	283.6								
12	1'57.460 *	32.083	31.856*	22.186	31.335	268.8								
13	1'52.905	32.078	31.692	21.655	27.480	283.6								
14	1'58.955	34.588	32.863	21.843	29.661	260.4								
15	1'52.955 *	32.030	31.865	21.740*	27.320	290.5								
16	1'54.637	32.557	32.185	21.923	27.972	286.6								
11th	64	Bo BENDSNEYDER NTS RW Racing GP NED												
		Runs=2	Total laps=16	Full laps=11										
1	2'00.081 *	31.714	33.863	22.607	28.035*	277.8								
2	1'54.875	33.039	32.291	21.931	27.614	278.5								
3	1'53.819	32.501	32.033	21.830	27.455	277.8								
4	1'53.521 *	32.40*	31.904	21.704	27.505	277.8								
5	1'53.206	32.237	31.879	21.691	27.399	279.2								
6	1'59.785	33.334	35.206	22.796	28.449	269.5								
7	1'53.667	32.463	31.968	21.726	27.510	280.0								
8	1'53.582	32.321	31.952	21.800	27.509	280.0								
9	2'07.849 P	35.878	34.443	22.947	34.581	259.8								
10	11'16.716	32.542	33.841	22.847	28.346	274.3								
11	1'53.865	32.770	31.896	21.666	27.533	277.8								
12	1'53.290	32.226	31.781	21.743	27.540	278.5								

Fastest Lap: Fabio DI GIANNANTONIO MB Conveyors Speed ITA **1'52.171** 31.828 31.551 21.454 27.338

These data/results cannot be reproduced, stored and/or transmitted in whole or in part by any manner of electronic, mechanical, photocopying, recording, broadcasting or otherwise now known or herein after developed without the previous express consent by the copyright owner, except for reproduction in daily press and regular printed publications on sale to the public within 60 days of the event related to those data/results and always provided that copyright symbol appears together as follows below.
© DORNA, 2020



Free Practice Nr. 3

Moto2

Lap	Lap Time	T1	T2	T3	T4	Speed	Lap	Lap Time	T1	T2	T3	T4	Speed
13	1'52.907	32.205	31.675	21.659	27.368	279.2	12	1'53.483	32.439	31.878	21.745	27.421	281.4
14	1'58.155	32.684	35.776	22.023	27.672	278.5	13	1'53.173	32.197	31.886	21.662	27.428	281.4
15	1'54.117 *	32.342	31.918	22.103*	27.754	280.0	14	1'53.160 *	32.340	31.792	21.621	27.407*	281.4
16	1'53.326	32.187	31.848	21.845	27.446	280.0	15	1'58.267	32.291	31.872	23.717	30.387	244.6

12th 10 Luca MARINI SKY Racing Team VR ITA
 Runs=3 Total laps=17 Full laps=9

1	2'05.485	32.560	34.630	23.832	28.158	280.7
2	1'57.626	34.446	33.039	22.539	27.602	284.4
3	1'58.011 *	34.59*	32.860	22.694	27.861	286.6
4	1'56.052	33.397	32.601	22.393	27.661	282.1
5	1'54.619	32.614	32.281	22.118	27.606	281.4
6	1'57.481	34.546	33.101	22.339	27.495	285.9
7	1'58.996 P	32.543	32.134	22.011	32.308	284.4
8	5'15.355 *	29.576	33.357	22.544	27.880*	278.5
9	1'54.263	32.660	32.124	21.892	27.587	281.4
10	1'53.757 *	32.34*	32.063	21.782	27.566	281.4
11	1'53.918	32.338	32.210	21.792	27.578	283.6
12	1'53.930	32.414	32.225	21.752	27.539	282.9
13	1'58.956 P	32.151	32.190	22.015	32.600	282.9
14	6'01.941	29.702	32.528	22.165	27.913	280.7
15	1'53.702	32.334	32.020	21.944	27.404	285.1
16	1'53.841 *	32.444	31.872	21.977*	27.548	284.4
17	1'52.937	32.086	31.873	21.790	27.188	286.6

13th 40 Hector GARZO Flexbox HP 40 SPA
 Runs=2 Total laps=15 Full laps=9

1	2'06.353	31.816	34.484	24.259	28.489	261.1
2	1'55.838 *	33.689	32.405*	22.206	27.538	289.7
3	1'54.362	32.724	32.131	22.120	27.387	285.9
4	1'53.145 *	32.29*	31.741	21.818	27.290	284.4
5	1'53.472	32.363	31.875	22.008	27.226	285.1
6	2'00.001 P	32.824	31.983	22.012	33.182	283.6
7	14'27.515	32.862	34.504	22.976	27.985	278.5
8	1'55.533	33.045	32.695	22.090	27.703	280.7
9	1'53.995	32.581	31.921	21.982	27.511	281.4
10	1'53.475	32.348	31.909	21.764	27.454	281.4
11	1'58.816	32.226	35.103	23.976	27.511	280.7
12	2'00.712	32.836	32.674	22.315	32.887	182.7
13	1'53.924 *	32.332	31.987	22.215*	27.390	284.4
14	1'53.297	32.332	31.923	21.725	27.317	283.6
15	1'52.947	32.164	31.767	21.734	27.282	285.1

14th 23 Marcel SCHROTTE Liqui Moly Intact GP GER
 Runs=2 Total laps=18 Full laps=11

1	2'18.642	31.005	33.076	22.528	27.801	281.4
2	1'55.085 *	33.082	32.274	22.042	27.687*	282.1
3	1'54.254	32.704	32.116	21.918	27.516	284.4
4	1'54.112 *	32.64*	32.156	21.901	27.411	288.9
5	2'00.492	38.802	32.216	22.007	27.467	282.1
6	1'53.964	32.591	32.023	21.818	27.532	285.9
7	2'03.652	41.773	32.362	21.981	27.536	282.9
8	1'54.029	32.650	32.127	21.766	27.486	282.9
9	1'54.005	32.551	32.110	21.813	27.531	285.1
10	2'00.284 P	32.641	32.309	22.652	32.682	282.1
11	8'25.863	33.613	33.353	22.186	27.860	278.5

15th 62 Stefano MANZI MV Agusta Forward R ITA
 Runs=3 Total laps=16 Full laps=11

1	2'16.107 P	30.528	33.977	24.058	35.446	282.1
2	6'11.444	32.318	32.827	22.297	27.921	277.8
3	1'54.781	32.837	32.312	21.881	27.751	277.1
4	1'53.737	32.380	32.037	21.747	27.573	278.5
5	1'53.464	32.182	31.844	21.817	27.621	280.0
6	1'53.301	32.271	31.800	21.668	27.562	280.0
7	1'53.114	32.151	31.749	21.710	27.504	280.0
8	1'56.095	33.371	33.217	21.828	27.679	279.2
9	1'59.991 P	32.234	31.937	21.667	34.153	278.5
10	8'33.186 *	31.858	33.002	22.229	27.746*	278.5
11	1'53.751	32.555	32.021	21.668	27.507	280.0
12	1'53.447	32.280	31.976	21.630	27.561	280.0
13	1'53.193	32.158	31.884	21.584	27.567	280.0
14	1'56.965 *	32.156	35.088*	22.161*	27.560	281.4
15	1'53.315	32.182	31.980	21.729	27.424	282.1
16	1'59.901	32.126	31.927	27.241	28.607	276.4

16th 97 Xavi VIERGE Petronas Sprinta Raci SPA
 Runs=2 Total laps=15 Full laps=9

1	2'11.006	31.925	34.866	23.807	32.634	235.0
2	2'03.761	33.587	32.544	22.091	35.539	129.1
3	1'54.159	32.690	31.977	21.957	27.535	284.4
4	1'54.750 *	32.55*	32.076	22.155	27.966	282.9
5	1'54.274	32.519	32.114	22.010	27.631	283.6
6	1'56.814	32.600	32.401	22.540	29.273	263.0
7	2'04.311 P	32.576	32.102	22.083	37.550	282.1
8	13'35.733	31.807	32.958	22.160	27.681	280.7
9	1'53.325	32.232	31.802	21.664	27.627	280.7
10	1'53.227	32.199	31.792	21.711	27.525	278.5
11	1'55.957	32.337	33.227	22.614	27.779	280.0
12	1'53.570	32.167	31.967	21.825	27.611	280.0
13	1'59.633	32.340	31.907	22.337	33.049	224.3
14	1'55.487 *	32.206	31.779	23.294*	28.208	277.1
15	1'54.532 *	32.268	32.217*	22.191	27.856	280.0

17th 19 Lorenzo DALLA PO Italtrans Racing Team ITA
 Runs=2 Total laps=18 Full laps=13

1	2'14.598	30.302	34.862	22.977	28.282	282.9
2	1'56.833	34.254	32.589	22.278	27.712	284.4
3	1'55.194	33.386	32.179	22.072	27.557	284.4
4	1'55.272 *	33.30*	32.139*	22.242	27.586	286.6
5	1'54.331	32.766	31.976	22.004	27.585	282.9
6	1'54.239	32.593	32.064	21.994	27.588	285.1
7	1'54.047	32.545	32.046	21.957	27.499	284.4
8	1'58.460	34.475	33.739	22.172	28.074	281.4
9	1'54.096	32.669	31.961	21.907	27.559	285.1

Fastest Lap: Fabio DI GIANNANTONIO MB Conveyors Speed ITA 1'52.171 31.828 31.551 21.454 27.338

These data/results cannot be reproduced, stored and/or transmitted in whole or in part by any manner of electronic, mechanical, photocopying, recording, broadcasting or otherwise now known or herein after developed without the previous express consent by the copyright owner, except for reproduction in daily press and regular printed publications on sale to the public within 60 days of the event related to those data/results and always provided that copyright symbol appears together as follows below.
 © DORNA, 2020

Free Practice Nr. 3

Moto2

Lap	Lap Time	T1	T2	T3	T4	Speed	Lap	Lap Time	T1	T2	T3	T4	Speed		
10	2'06.573	P	36.262	33.912	23.036	33.363	276.4	5	1'53.559	32.327	31.862	21.889	27.481	282.1	
11	8'26.763		33.228	33.416	22.427	27.800	280.0	6	1'53.735	32.305	31.817	21.916	27.697	283.6	
12	1'53.985		32.780	31.909	21.883	27.413	282.9	7	2'17.413	P	39.699	36.940	23.700	37.074	259.8
13	1'53.511		32.569	31.702	21.779	27.461	282.1	8	15'18.820		37.482	35.160	23.273	28.125	277.1
14	1'53.515		32.485	31.850	21.746	27.434	282.1	9	1'54.931		33.137	32.105	21.933	27.756	279.2
15	1'59.525		35.022	32.345	22.721	29.437	234.5	10	1'57.268		32.696	35.216	21.800	27.556	280.0
16	1'53.304		32.386	31.688	21.830	27.400	283.6	11	1'53.689		32.398	31.877	21.790	27.624	280.7
17	1'53.084	*	32.286	31.730	21.727*	27.341	282.9	12	2'05.056		36.209	36.120	22.651	30.076	256.7
18	1'53.490		32.381	31.817	21.674	27.618	282.1	13	1'58.057	*	32.686	33.768	22.761*	28.842	272.2
								14	1'54.028		32.508	31.977	21.921	27.622	280.7

18th 88 Jorge MARTIN Red Bull KTM Ajo SPA
Runs=2 Total laps=17 Full laps=10

1	2'07.557		29.641	33.768	23.748	28.183	291.2
2	1'56.468		33.466	33.308	22.248	27.446	285.1
3	1'54.584		32.828	32.150	22.004	27.602	285.1
4	1'54.075	*	32.65*	32.012	21.911	27.496	282.9
5	1'53.718		32.360	31.959	21.936	27.463	282.9
6	1'55.420		33.662	32.092	22.188	27.478	282.9
7	1'53.851		32.419	31.978	21.981	27.473	283.6
8	1'53.974	*	32.493	31.974	22.035	27.472*	284.4
9	2'05.536	P	32.595	34.269*	23.816	34.856	281.4
10	10'52.102		29.713	33.256	22.377	27.663	279.2
11	1'55.719		32.643	31.867	23.598	27.611	285.1
12	1'54.102		32.625	31.988	21.970	27.519	280.7
13	1'53.619		32.473	31.948	21.787	27.411	281.4
14	1'53.591		32.292	31.984	21.802	27.513	282.9
15	1'57.446	*	32.455	35.471*	22.098*	27.422	284.4
16	1'53.344		32.238	31.896	21.814	27.396	283.6
17	1'54.167	*	32.303	32.215*	21.993	27.656	282.1

19th 12 Thomas LUTHI Liqui Moly Intact GP SWI
Runs=2 Total laps=17 Full laps=12

1	2'07.796		31.133	35.356	23.958	28.216	286.6
2	2'00.273		37.528	33.072	22.164	27.509	285.9
3	1'54.828		32.807	32.238	22.071	27.712	285.1
4	1'54.848	*	32.75*	32.595	21.981	27.513	284.4
5	1'54.426		32.597	32.258	22.062	27.509	285.1
6	1'54.817		32.961	32.346	21.907	27.603	282.1
7	1'54.004		32.495	31.951	21.923	27.635	282.1
8	2'03.026	P	32.639	35.624*	22.042	32.721	280.7
9	10'01.044		32.346	33.182	22.260	27.992	277.8
10	1'53.957		32.585	31.964	21.823	27.585	280.0
11	1'53.474		32.292	31.752	21.860	27.570	280.7
12	1'53.562		32.327	31.924	21.790	27.521	280.7
13	1'54.486		32.585	32.159	22.050	27.692	280.0
14	1'55.072		32.235	31.886	23.037	27.914	278.5
15	1'53.564		32.195	31.841	21.801	27.727	280.7
16	1'53.622	*	32.305	31.946	21.770*	27.601	281.4
17	1'55.203		32.481	32.961	22.097	27.664	282.1

20th 55 Hafizh SYAHRIN Kipin Energy Aspar T MAL
Runs=2 Total laps=14 Full laps=9

1	2'04.707		33.247	35.775	23.702	28.548	276.4
2	1'55.318		33.313	32.229	22.178	27.598	281.4
3	1'54.021		32.544	31.875	21.881	27.721	280.0
4	1'56.722	*	32.99*	34.143	21.992	27.588	281.4

21st 24 Simone CORSI MV Agusta Forward R ITA
Runs=3 Total laps=15 Full laps=7

1	2'06.716		31.773	34.824	23.708	28.147	282.1
2	1'57.378		33.675	33.245	22.729	27.729	280.7
3	1'55.033		32.996	32.367	22.105	27.565	282.1
4	1'54.901	*	32.70*	32.557	22.046	27.590	280.7
5	1'54.167		32.512	32.118	21.908	27.629	279.2
6	2'01.940	P	33.087	32.698	22.401	33.754	280.0
7	7'39.595		30.808	37.872	22.986	28.183	275.0
8	2'01.334	P	32.975	32.453	22.128	33.778	275.7
9	6'56.513		29.346	32.856	22.166	27.579	278.5
10	1'55.736		32.482	31.989	23.123	28.142	277.1
11	1'54.405	*	32.465	32.019*	22.215	27.706	275.7
12	1'53.594		32.361	31.897	21.845	27.491	280.0
13	1'58.601		36.550	32.190	22.212	27.649	278.5
14	1'56.734	*	33.137	33.035	22.374*	28.188	275.0
15	1'54.733		32.585	32.125	22.249	27.774	277.1

22nd 7 Lorenzo BALDA Flexbox HP 40 ITA
Runs=2 Total laps=19 Full laps=12

1	2'04.995		32.170	34.661	23.819	27.516	281.4
2	1'54.506		32.813	32.163	22.043	27.487	283.6
3	1'56.331	*	32.887	34.097*	21.939	27.408	285.1
4	1'53.590	*	32.47*	31.920*	21.767	27.428	283.6
5	1'53.620		32.356	31.952	21.848	27.464	283.6
6	1'55.841		32.566	32.036	21.855	29.384	254.3
7	1'54.320		32.648	32.071	21.970	27.631	281.4
8	1'56.617		32.684	32.137	22.174	29.622	247.3
9	1'54.227		32.579	32.184	22.064	27.400	282.1
10	2'00.181	P	32.636	32.050	22.019	33.476	279.2
11	5'19.385		32.232	33.272	22.182	27.695	278.5
12	1'53.831		32.458	32.210	21.759	27.404	282.9
13	1'54.079		32.393	32.011	21.798	27.877	284.4
14	2'18.048		46.183	35.652	22.029	34.184	221.1
15	1'57.580		34.784	32.953	22.257	27.586	282.9
16	1'54.119	*	32.571	32.225*	21.851	27.472	283.6
17	1'53.648		32.409	32.032	21.761	27.446	285.1
18	1'53.587	*	32.293	32.089	21.855*	27.350	285.1
19	1'53.715		32.516	31.984	21.825	27.390	284.4

23rd 57 Edgar PONS Federal Oil Gresini M SPA
Runs=2 Total laps=10 Full laps=5

1	2'44.668		32.097	34.342	22.365	27.704	283.6
2	1'55.644		32.873	32.815	22.240	27.716	286.6
3	6'15.092	P	4'16.764	46.078*	30.186	42.064	225.2

Fastest Lap: Fabio DI GIANNANTONIO MB Conveyors Speed ITA 1'52.171 31.828 31.551 21.454 27.338

These data/results cannot be reproduced, stored and/or transmitted in whole or in part by any manner of electronic, mechanical, photocopying, recording, broadcasting or otherwise now known or herein after developed without the previous express consent by the copyright owner, except for reproduction in daily press and regular printed publications on sale to the public within 60 days of the event related to those data/results and always provided that copyright symbol appears together as follows below.
© DORNA, 2020

Official MotoGP Timing by TISSOT
www.motogp.com

Alcañiz, Saturday, October 17, 2020

Page 4 of 6



Free Practice Nr. 3

Moto2

Lap	Lap Time	T1	T2	T3	T4	Speed	Lap	Lap Time	T1	T2	T3	T4	Speed
4	1'36.831	32.920	36.702	26.980	30.361	269.5	8	1'54.136 *	32.494	32.189*	21.870	27.583	284.4
5	1'57.196	33.582	33.534	22.233	27.847	278.5	9	2'06.148 P	34.058	33.686	22.531	35.873	280.7
6	1'54.347 *	32.601	32.137	21.850	27.759*	281.4	10	10'51.958	31.510	34.172	22.672	27.875	282.9
7	1'54.313	32.715	32.007	21.967	27.624	280.0	11	1'55.684	33.067	32.641	22.113	27.863	282.9
8	1'53.831	32.494	31.985	21.869	27.483	281.4	12	1'54.876	32.756	32.390	21.940	27.790	282.9
9	1'59.430 *	33.681	35.011	23.166*	27.572	281.4	13	1'57.559	35.183	32.685	21.970	27.721	285.1
10	1'53.669	32.406	32.035	21.898	27.330	281.4	14	1'55.148 *	32.761	32.640*	22.057	27.690	284.4
							15	1'55.781 *	32.768	32.559	22.651*	27.803	283.6
							16	1'55.003	32.708	32.520	22.080	27.695	282.1

24th 45 Tetsuta NAGASHIM Red Bull KTM Ajo JPN
Runs=2 Total laps=18 Full laps=11

1	2'29.346 *	29.641	33.707*	22.868	28.265	280.0
2	1'55.658	32.940	32.573	22.264	27.881	282.1
3	1'55.690	33.105	32.573	22.375	27.637	284.4
4	1'54.641	32.698	32.242	22.096	27.605	283.6
5	1'53.877	32.345	32.128	21.796	27.608	282.9
6	1'53.713	32.395	32.077	21.680	27.561	285.1
7	1'54.423 *	32.448	32.601*	21.806	27.568	283.6
8	1'54.553	32.602	32.282	21.955	27.714	282.9
9	1'56.073	33.491	32.702	22.266	27.614	283.6
10	1'54.443	32.524	32.462	21.807	27.650	283.6
11	2'00.161 P	32.489	32.163	21.822	33.687	282.1
12	7'11.473	32.758	33.170	22.696	29.286	272.9
13	1'54.936	32.566	32.329	21.893	28.148	283.6
14	1'53.692 *	32.303	32.003	21.698	27.688*	281.4
15	1'54.376 *	32.647	32.197	22.066	27.466*	285.9
16	1'54.745	32.776	32.463	21.919	27.587	284.4
17	1'54.450 *	32.589	32.079	22.072*	27.710	284.4
18	1'54.506	32.465	32.724	21.900	27.417	285.1

25th 35 Somkiat CHANTRA IDEMITSU Honda Te THA
Runs=2 Total laps=15 Full laps=8

1	2'09.521	30.984	35.505	24.073	29.350	265.5
2	1'57.121	34.054	32.812	22.466	27.789	284.4
3	1'55.401 *	32.95*	32.385	22.279	27.779	290.5
4	2'03.933 *	32.989	37.952*	23.735	29.257*	251.4
5	1'55.419	32.995	32.426	22.248	27.750	280.0
6	1'54.714	32.691	32.315	22.038	27.670	285.1
7	1'54.321	32.479	31.998	22.088	27.756	285.1
8	2'05.229	35.830	36.452	22.475	30.472	242.9
9	2'02.104 P	33.296	32.741	22.594	33.473	280.0
10	12'26.494	32.189	35.358	25.585	28.083	280.0
11	1'59.972	35.228	33.463	22.465	28.816	280.0
12	1'54.451 *	32.563	32.024*	21.959	27.905	275.7
13	1'53.793	32.484	31.876	21.914	27.519	285.1
14	2'07.500 *	32.393	37.546	25.678*	31.883	216.2
15	1'53.985	32.667	32.076	21.818	27.424	284.4

26th 27 Andi Farid IZDIHAR IDEMITSU Honda Te INA
Runs=2 Total laps=16 Full laps=9

1	2'08.265	32.927	35.508	24.617	28.433	282.9
2	1'56.950	33.665	32.981	22.769	27.535	288.1
3	1'56.415 *	33.19*	32.362	22.947	27.908	288.1
4	1'55.761	33.223	32.685	22.168	27.685	285.9
5	1'54.547	32.753	32.274	21.965	27.555	285.9
6	1'56.029	33.013	33.158	22.176	27.682	286.6
7	1'54.017	32.553	31.965	21.973	27.526	284.4

27th 18 Xavi CARDELUS Kipin Energy Aspar T AND
Runs=2 Total laps=14 Full laps=6

1	2'04.969	32.416	35.800	23.836	28.496	277.1
2	1'57.280	33.597	32.898	22.781	28.004	281.4
3	1'56.242	33.219	32.492	22.481	28.050	277.1
4	2'03.487 *	40.85*	32.498	22.260	27.879	280.0
5	2'01.913 *	39.163	32.619	22.195	27.936*	279.2
6	1'55.772 *	32.953	32.573	22.338	27.908*	280.0
7	2'08.470 P	33.000	36.633*	22.518	36.319	250.2
8	15'06.286	31.508	47.265	23.849	28.524	275.0
9	1'55.383	33.240	32.371	22.053	27.719	279.2
10	1'57.421 *	32.678	34.411*	22.400	27.932	278.5
11	1'54.582	32.599	32.087	22.179	27.717	279.2
12	2'02.069	36.804	34.061	22.855	28.349	280.0
13	2'02.969 *	32.754	32.380	22.982*	34.853*	210.0
14	1'55.439	33.029	32.412	22.303	27.695	280.0

28th 11 Nicolò BULEGA Federal Oil Gresini M ITA
Runs=1 Total laps=7 Full laps=3

1	2'06.630	32.297	35.018	23.735	28.443	284.4
2	1'59.463	33.622	33.133	22.840	29.868	255.5
3	1'55.898	33.059	32.644	22.259	27.936	288.1
4	1'59.791 *	36.77*	32.710	22.351	27.958	282.9
5	1'55.296	33.166	32.385	21.983	27.762	284.4
6	2'05.576 P	33.750	33.513	22.687	35.626	241.3
7	8'47.735	29.238	33.633	22.457	28.077	278.5

29th 74 Piotr BIESIEKIRSKI NTS RW Racing GP POL
Runs=2 Total laps=16 Full laps=9

1	2'00.767	31.368	34.512	23.366	29.188	275.0
2	1'58.407	34.002	33.336	22.703	28.366	277.8
3	2'01.916 *	37.080	33.571	22.977	28.288	280.7
4	1'58.694 *	34.32*	33.515	22.649	28.202	280.7
5	1'56.876	33.564	32.779	22.348	28.185	280.0
6	1'56.601	33.199	32.744	22.410	28.248	280.7
7	1'56.886	33.281	32.696	22.792	28.117	285.1
8	2'12.836 P	37.822	33.373	22.522	39.119	191.4
9	10'18.400	30.996	33.961	22.846	28.497	275.7
10	1'57.281	33.522	32.997	22.442	28.320	277.1
11	1'56.415	33.154	32.708	22.317	28.236	277.1
12	1'56.480	33.144	32.662	22.378	28.296	276.4
13	1'55.947	33.072	32.563	22.089	28.223	277.1
14	2'08.991 *	32.956	33.022*	23.485	28.528	280.0
15	1'57.766 *	33.374	32.888	23.245*	28.259	282.1
16	2'02.475	33.098	32.811	28.407	28.159	280.7

Fastest Lap: Fabio DI GIANNANTONIO MB Conveyors Speed ITA **1'52.171** 31.828 31.551 21.454 27.338

These data/results cannot be reproduced, stored and/or transmitted in whole or in part by any manner of electronic, mechanical, photocopying, recording, broadcasting or otherwise now known or herein after developed without the previous express consent by the copyright owner, except for reproduction in daily press and regular printed publications on sale to the public within 60 days of the event related to those data/results and always provided that copyright symbol appears together as follows below.
© DORNA, 2020

Free Practice Nr. 3

Moto2

Lap	Lap Time	T1	T2	T3	T4	Speed	Lap	Lap Time	T1	T2	T3	T4	Speed
30th	99	Kasma DANIEL						Onexox TKKR SAG T MAL					
		Runs=2		Total laps=15		Full laps=9							
1	2'40.982	31.732	36.369	24.645	28.940	279.2							
2	2'02.822	36.107	34.546	23.706	28.463	282.1							
3	1'59.103	34.431	33.493	23.084	28.095	282.1							
4	1'58.466	33.975	33.452	22.961	28.078	282.1							
5	1'57.563	33.728	33.099	22.657	28.079	282.1							
6	1'56.970	33.357	32.892	22.600	28.121	281.4							
7	1'57.024	33.415	32.910	22.632	28.067	282.1							
8	1'56.242	33.105	32.658	22.544	27.935	282.9							
9	1'56.504	33.229	32.748	22.539	27.988	282.9							
10	1'56.011	33.090	32.604	22.395	27.922	282.9							
11	2'06.789 P	33.839	33.687	23.301	35.962	281.4							
12	13'03.123	34.488	35.540	23.532	28.549	280.0							
13	1'58.849 *	34.089	33.387	23.164*	28.209	282.1							
14	1'57.282 *	33.394	33.058	22.743*	28.087	282.9							
15	2'05.392 P	33.459	33.164	22.769	36.000	282.9							

Fastest Lap: Fabio DI GIANNANTONIO MB Conveyors Speed ITA **1'52.171** 31.828 31.551 21.454 27.338

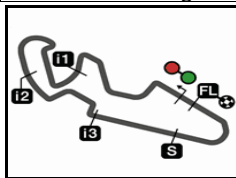
These data/results cannot be reproduced, stored and/or transmitted in whole or in part by any manner of electronic, mechanical, photocopying, recording, broadcasting or otherwise now known or herein after developed without the previous express consent by the copyright owner, except for reproduction in daily press and regular printed publications on sale to the public within 60 days of the event related to those data/results and always provided that copyright symbol appears together as follows below.
© DORNA, 2020

Official MotoGP Timing by TISSOT
www.motogp.com

Alcañiz, Saturday, October 17, 2020

Page 6 of 6





5077 m.

GRAN PREMIO MICHELIN® DE ARAGÓN

Free Practice Nr. 3

Best Partial Times

Moto2™

IT Ideal Lap Time, sum of the best partial times*BT* Best Lap Time

T1		T2		T3		T4						
Pos	Rider	Time	Rider	Time	Rider	Time	Rider	Time	Pos	Rider	IT	BT
1	F.DI GIANNANTO	31.711	R.GARDNER	31.494	S.LOWES	21.449	M.BEZZECCHI	27.124	1	F.DI GIANNAN	1'52.054	1'52.171 (1)
2	M.RAMIREZ	31.919	M.RAMIREZ	31.497	F.DI GIANNANTO	21.454	J.NAVARRO	27.187	2	S.LOWES	1'52.113	1'52.243 (2)
3	S.LOWES	31.930	S.LOWES	31.526	E.BASTIANINI	21.509	L.MARINI	27.188	3	R.GARDNER	1'52.323	1'52.552 (3)
4	R.GARDNER	31.945	J.ROBERTS	31.539	R.GARDNER	21.578	S.LOWES	27.208	4	M.RAMIREZ	1'52.328	1'52.765 (7)
5	J.ROBERTS	31.973	F.DI GIANNANTO	31.551	S.MANZI	21.584	H.GARZO	27.226	5	J.ROBERTS	1'52.524	1'52.704 (5)
6	J.NAVARRO	31.999	A.FERNANDEZ	31.635	J.DIXON	21.591	M.RAMIREZ	27.268	6	J.NAVARRO	1'52.525	1'52.751 (6)
7	M.BEZZECCHI	32.018	B.BENDSNEYDE	31.675	M.SCHROTTER	21.621	M.SCHROTTER	27.299	7	E.BASTIANINI	1'52.551	1'52.905 (10)
8	E.BASTIANINI	32.030	L.DALLA PORTA	31.688	J.NAVARRO	21.640	R.GARDNER	27.306	8	M.BEZZECCHI	1'52.647	1'52.844 (9)
9	A.FERNANDEZ	32.044	E.BASTIANINI	31.692	M.RAMIREZ	21.644	J.DIXON	27.311	9	A.FERNANDEZ	1'52.661	1'52.672 (4)
10	L.MARINI	32.086	J.NAVARRO	31.699	B.BENDSNEYDE	21.659	J.ROBERTS	27.317	10	J.DIXON	1'52.801	1'52.830 (8)
11	S.MANZI	32.126	H.GARZO	31.741	X.VIERGE	21.664	A.FERNANDEZ	27.317	11	H.GARZO	1'52.856	1'52.947 (13)
12	J.DIXON	32.148	S.MANZI	31.749	A.FERNANDEZ	21.665	E.BASTIANINI	27.320	12	M.SCHROTTE	1'52.881	1'53.078 (14)
13	H.GARZO	32.164	J.DIXON	31.751	M.BEZZECCHI	21.671	E.PONS	27.330	13	S.MANZI	1'52.883	1'53.114 (15)
14	X.VIERGE	32.167	T.LUTHI	31.752	L.DALLA PORTA	21.674	F.DI GIANNANTO	27.338	14	B.BENDSNEY	1'52.889	1'52.907 (11)
15	B.BENDSNEYDE	32.187	M.SCHROTTER	31.764	T.NAGASHIMA	21.680	L.DALLA PORTA	27.341	15	L.MARINI	1'52.898	1'52.937 (12)
16	T.LUTHI	32.195	X.VIERGE	31.779	J.ROBERTS	21.695	L.BALDASSARRI	27.350	16	L.DALLA POR	1'52.989	1'53.304 (17)
17	M.SCHROTTER	32.197	H.SYHRIN	31.817	H.GARZO	21.725	B.BENDSNEYDE	27.368	17	X.VIERGE	1'53.135	1'53.227 (16)
18	J.MARTIN	32.238	M.BEZZECCHI	31.834	L.MARINI	21.752	J.MARTIN	27.396	18	T.LUTHI	1'53.246	1'53.474 (19)
19	L.DALLA PORTA	32.286	J.MARTIN	31.867	L.BALDASSARRI	21.759	T.NAGASHIMA	27.417	19	J.MARTIN	1'53.288	1'53.344 (18)
20	L.BALDASSARRI	32.293	L.MARINI	31.872	J.MARTIN	21.787	S.CHANTRA	27.424	20	L.BALDASSAR	1'53.354	1'53.620 (22)
21	T.NAGASHIMA	32.303	S.CHANTRA	31.876	T.LUTHI	21.790	S.MANZI	27.424	21	H.SYHRIN	1'53.393	1'53.559 (20)
22	H.SYHRIN	32.305	S.CORSI	31.897	H.SYHRIN	21.790	H.SYHRIN	27.481	22	T.NAGASHIMA	1'53.403	1'53.713 (24)
23	S.CORSI	32.361	L.BALDASSARRI	31.952	S.CHANTRA	21.818	S.CORSI	27.491	23	S.CHANTRA	1'53.511	1'53.793 (25)
24	S.CHANTRA	32.393	A.IZDIHAR	31.965	S.CORSI	21.845	T.LUTHI	27.509	24	E.PONS	1'53.571	1'53.669 (23)

These data/results cannot be reproduced, stored and/or transmitted in whole or in part by any manner of electronic, mechanical, photocopying, recording, broadcasting or otherwise now known or herein after developed without the previous express consent by the copyright owner, except for reproduction in daily press and regular printed publications on sale to the public within 60 days of the event related to those data/results and always provided that copyright symbol appears together as follows below.

© DORNA, 2020


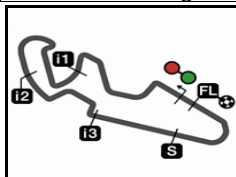
Official MotoGP Timing by TISSOT

www.motogp.com

moto2™



MotorLand Aragón

Results and timing service provided by  **TISSOT**

5077 m.

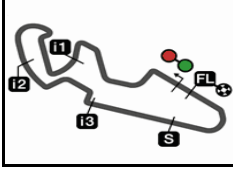
GRAN PREMIO MICHELIN® DE ARAGÓN**Free Practice Nr. 3****Best Partial Times****Moto2™***IT* Ideal Lap Time, sum of the best partial times*BT* Best Lap Time

T1			T2			T3			T4				
<i>Pos</i>	<i>Rider</i>	<i>Time</i>	<i>Rider</i>	<i>Time</i>	<i>Rider</i>	<i>Time</i>	<i>Rider</i>	<i>Time</i>	<i>Pos</i>	<i>Rider</i>	<i>IT</i>	<i>BT</i>	
25	E.PONS	32.406	E.PONS	31.985	E.PONS	21.850	X.VIERGE	27.525	25	S.CORSI	1'53.594	1'53.594 (21)	
26	A.IZDIHAR	32.494	T.NAGASHIMA	32.003	A.IZDIHAR	21.870	A.IZDIHAR	27.526	26	A.IZDIHAR	1'53.855	1'54.017 (26)	
27	X.CARDELUS	32.599	X.CARDELUS	32.087	N.BULEGA	21.983	X.CARDELUS	27.695	27	X.CARDELUS	1'54.434	1'54.582 (27)	
28	P.BIESIEKIRSKI	32.956	N.BULEGA	32.385	X.CARDELUS	22.053	N.BULEGA	27.762	28	N.BULEGA	1'55.189	1'55.296 (28)	
29	N.BULEGA	33.059	P.BIESIEKIRSKI	32.563	P.BIESIEKIRSKI	22.089	K.DANIEL	27.922	29	P.BIESIEKIRS	1'55.725	1'55.947 (29)	
30	K.DANIEL	33.090	K.DANIEL	32.604	K.DANIEL	22.395	P.BIESIEKIRSKI	28.117	30	K.DANIEL	1'56.011	1'56.011 (30)	

These data/results cannot be reproduced, stored and/or transmitted in whole or in part by any manner of electronic, mechanical, photocopying, recording, broadcasting or otherwise now known or herein after developed without the previous express consent by the copyright owner, except for reproduction in daily press and regular printed publications on sale to the public within 60 days of the event related to those data/results and always provided that copyright symbol appears together as follows below.
© DORNA, 2020

Official MotoGP Timing by **TISSOT**
www.motogp.com






5077 m.

GRAN PREMIO MICHELIN® DE ARAGÓN

Free Practice Nr. 3

Fastest Laps Sequence

<i>Practice Time</i>	 <i>Rider</i>	<i>Nation</i>	<i>Motorcycle</i>	<i>Time</i>	<i>Km/h</i>	<i>Rider's Lap</i>
3'54.956	64 Bo BENDSNEYDER	NED	NTS	1'54.875	159.1	2
3'59.501	7 Lorenzo BALDASSARRI	ITA	KALEX	1'54.506	159.6	2
4'37.704	22 Sam LOWES	GBR	KALEX	1'53.659	160.8	2
6'19.646	16 Joe ROBERTS	USA	KALEX	1'53.395	161.1	3
6'30.212	22 Sam LOWES	GBR	KALEX	1'52.508	162.4	3
8'22.690	22 Sam LOWES	GBR	KALEX	1'52.478	162.4	4
14'03.032	22 Sam LOWES	GBR	KALEX	1'52.439	162.5	7
15'55.275	22 Sam LOWES	GBR	KALEX	1'52.243	162.8	8
34'57.900	21 Fabio DI GIANNANTONI	ITA	SPEED UP	1'52.171	162.9	11

These data/results cannot be reproduced, stored and/or transmitted in whole or in part by any manner of electronic, mechanical, photocopying, recording, broadcasting or otherwise now known or herein after developed without the previous express consent by the copyright owner, except for reproduction in daily press and regular printed publications on sale to the public within 60 days of the event related to those data/results and always provided that copyright symbol appears together as follows below.

© DORNA, 2020

Official MotoGP Timing by TISSOT
www.motogp.com

Alcañiz, Saturday, October 17, 2020

