

5077 m.

GRAN PREMIO MICHELIN® DE ARAGÓN

Free Practice Nr. 1

Classification

3

		Rider	Nation	Team	Motorcycle	Time	Lap Total	Gap	Top Speed
1	12	Maverick VIÑALES	SPA	Monster Energy Yamaha MotoGP	YAMAHA	1'49.866	11 17		344.0
2	21	Franco MORBIDELLI	ITA	Petronas Yamaha SRT	YAMAHA	1'49.951	14 14	0.085 0.085	340.7
3	20	Fabio QUARTARARO	FRA	Petronas Yamaha SRT	YAMAHA	1'50.142	16 20	0.276 0.191	341.8
4	73	Alex MARQUEZ	SPA	Repsol Honda Team	HONDA	1'50.176	14 14	0.310 0.034	344.0
5	30	Takaaki NAKAGAMI	JPN	LCR Honda IDEMITSU	HONDA	1'50.420	20 20	0.554 0.244	339.6
6	36	Joan MIR	SPA	Team SUZUKI ECSTAR	SUZUKI	1'50.425	18 19	0.559 0.005	342.9
7	44	Po ESPARGARO	SPA	Red Bull KTM Factory Racing	KTM	1'50.464	14 16	0.598 0.039	346.1
8	35	Cal CRUTCHLOW	GBR	LCR Honda CASTROL	HONDA	1'50.598	9 11	0.732 0.134	346.1
9	42	Alex RINS	SPA	Team SUZUKI ECSTAR	SUZUKI	1'50.721	16 19	0.855 0.123	342.9
10	41	Aleix ESPARGARO	SPA	Aprilia Racing Team Gresini	APRILIA	1'50.801	19 19	0.935 0.080	341.8
11	33	Brad BINDER	RSA	Red Bull KTM Factory Racing	KTM	1'50.973	17 17	1.107 0.172	344.0
12	43	Jack MILLER	AUS	Pramac Racing	DUCATI	1'51.219	14 14	1.353 0.246	347.3
13	27	Iker LECUONA	SPA	Red Bull KTM Tech 3	KTM	1'51.241	7 14	1.375 0.022	345.0
14	6	Stefan BRADL	GER	Repsol Honda Team	HONDA	1'51.285	16 18	1.419 0.044	341.8
15	9	Danilo PETRUCCI	ITA	Ducati Team	DUCATI	1'51.340	18 19	1.474 0.055	340.7
16	88	Miguel OLIVEIRA	POR	Red Bull KTM Tech 3	KTM	1'51.357	16 17	1.491 0.017	344.0
17	4	Andrea DOVIZIOSO	ITA	Ducati Team	DUCATI	1'51.408	15 15	1.542 0.051	348.4
18	38	Bradley SMITH	GBR	Aprilia Racing Team Gresini	APRILIA	1'51.442	9 10	1.576 0.034	341.8
19	53	Tito RABAT	SPA	Esponsorama Racing	DUCATI	1'51.581	18 19	1.715 0.139	342.9
20	5	Johann ZARCO	FRA	Esponsorama Racing	DUCATI	1'51.807	15 15	1.941 0.226	345.0
21	63	Francesco BAGNAIA	ITA	Pramac Racing	DUCATI	1'51.934	17 17	2.068 0.127	349.5

Practice condition: **Dry**Air: **11°**Humidity: **58%**Ground: **12°**

Fastest Lap:	Lap: 11	Maverick VIÑALES	1'49.866	166.3 Km/h
Best Race Lap:	2015	Jorge LORENZO	1'48.120	169.0 Km/h
All Time Lap Record:	2015	Marc MARQUEZ	1'46.635	171.4 Km/h

The results are provisional until the end of the limit for protest and appeals.

Time limit for protest expires 30' after publication of the results - Time:

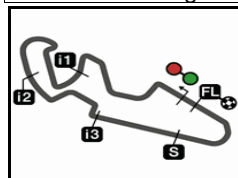
These data/results cannot be reproduced, stored and/or transmitted in whole or in part by any manner of electronic, mechanical, photocopying, recording, broadcasting or otherwise now known or herein after developed without the previous express consent by the copyright owner, except for reproduction in daily press and regular printed publications on sale to the public within 60 days of the event related to those data/results and always provided that copyright symbol appears together as follows below.

© DORNA, 2020

Official MotoGP Timing by TISSOT
www.motogp.com

Alcañiz, Friday, October 16, 2020





5077 m.

GRAN PREMIO MICHELIN® DE ARAGÓN

Free Practice Nr. 1

Top Speed & Average

4



Rider	Nation	Motorcycle	Top 5 speeds					Average	Top
63 Francesco BAGNAIA	ITA	DUCATI	349.5	347.3	346.1	346.1	345.0	346.1	349.5
4 Andrea DOVIZIOSO	ITA	DUCATI	348.4	348.4	348.4	347.3	347.3	348.0	348.4
43 Jack MILLER	AUS	DUCATI	347.3	347.3	347.3	346.1	346.1	346.7	347.3
35 Cal CRUTCHLOW	GBR	HONDA	346.1	345.0	344.0	342.9	341.8	344.0	346.1
44 Pol ESPARGARO	SPA	KTM	346.1	345.0	344.0	344.0	342.9	344.0	346.1
5 Johann ZARCO	FRA	DUCATI	345.0	344.0	344.0	342.9	342.9	343.8	345.0
27 Iker LECUONA	SPA	KTM	345.0	342.9	341.8	340.7	340.7	342.2	345.0
12 Maverick VIÑALES	SPA	YAMAHA	344.0	342.9	341.8	341.8	341.8	342.4	344.0
33 Brad BINDER	RSA	KTM	344.0	342.9	341.8	341.8	339.6	340.9	344.0
73 Alex MARQUEZ	SPA	HONDA	344.0	342.9	342.9	342.9	342.9	343.1	344.0
88 Miguel OLIVEIRA	POR	KTM	344.0	342.9	342.9	342.9	341.8	342.7	344.0
36 Joan MIR	SPA	SUZUKI	342.9	341.8	340.7	340.7	339.6	340.6	342.9
42 Alex RINS	SPA	SUZUKI	342.9	342.9	342.9	341.8	341.8	342.5	342.9
53 Tito RABAT	SPA	DUCATI	342.9	341.8	341.8	340.7	340.7	341.3	342.9
6 Stefan BRADL	GER	HONDA	341.8	341.8	341.8	341.8	340.7	341.0	341.8
20 Fabio QUARTARARO	FRA	YAMAHA	341.8	341.8	341.8	341.8	340.7	341.1	341.8
38 Bradley SMITH	GBR	APRILIA	341.8	340.7	339.6	338.6	338.6	339.7	341.8
41 Aleix ESPARGARO	SPA	APRILIA	341.8	341.8	340.7	340.7	340.7	341.0	341.8
9 Danilo PETRUCCI	ITA	DUCATI	340.7	339.6	339.6	339.6	338.6	339.1	340.7
21 Franco MORBIDELLI	ITA	YAMAHA	340.7	339.6	339.6	338.6	337.5	338.7	340.7
30 Takaaki NAKAGAMI	JPN	HONDA	339.6	339.6	339.6	338.6	338.6	338.9	339.6

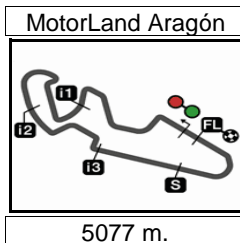
These data/results cannot be reproduced, stored and/or transmitted in whole or in part by any manner of electronic, mechanical, photocopying, recording, broadcasting or otherwise now known or herein after developed without the previous express consent by the copyright owner, except for reproduction in daily press and regular printed publications on sale to the public within 60 days of the event related to those data/results and always provided that copyright symbol appears together as follows below.

© DORNA, 2020

Official MotoGP Timing by TISSOT
www.motogp.com



Alcañiz, Friday, October 16, 2020



GRAN PREMIO MICHELIN® DE ARAGÓN

Free Practice Nr. 1

Chronological Analysis of Performances

5

* Lap / Sector time cancelled **T1** Time from finish line to 1st intermediate **T3** Time from 2nd intermed. to 3rd intermed.
P Crossing the finish line in pit lane **T2** Time from 1st intermed. to 2nd intermed. **T4** Time from 3rd intermediate to finish line
 ** Tyre data subject to further updates

Lap	Lap Time	T1	T2	T3	T4	Speed	Lap	Lap Time	T1	T2	T3	T4	Speed	
1st	12	Maverick VIÑALES YAMAHA SPA Monster Energy Yamaha MotoGP						14	1'49.951	31.674	31.055	21.489	25.733	340.7
								unfinished	32.234	31.907				
		Runs=2	Total laps=17	Full laps=13										
Run #	1	Front Tyre	Slick-Soft	Rear Tyre	Slick-Medium	New Tyre	3rd	20	Front Tyre	Slick-Soft	Rear Tyre	Slick-Medium	New Tyre	
1	10'06.782	*	30.221	33.802*	23.585*	26.448*								
2	1'54.847		33.850	32.317	22.352	26.328								
3	1'52.743		32.598	31.971	22.199	25.975								
4	1'50.941		32.017	31.306	21.744	25.874								
5	2'05.779		32.004	31.200	35.897	26.678								
6	1'51.549		32.750	31.250	21.824	25.725								
7	1'50.452		31.784	31.141	21.842	25.685								
8	1'52.288		31.830	32.537	21.866	26.055								
9	1'50.510		31.773	31.287	21.699	25.751								
10	1'50.986	*	31.661	31.266*	22.145	25.914								
11	1'49.866		31.682	30.972	21.517	25.695								
12	1'59.241	P	31.895	32.913	22.111	32.322								
Run #	2	Front Tyre	Slick-Soft	Rear Tyre	Slick-Medium	New Tyre	Run #	2	Front Tyre	Slick-Soft	Rear Tyre	Slick-Medium	New Tyre	
13	7'07.780		28.725	31.947	22.367	25.962								
14	1'50.797		32.070	31.285	21.586	25.856								
15	1'50.381		31.708	31.194	21.699	25.780								
16	1'50.044		31.617	30.870	21.698	25.859							344.0	
17	1'50.453		31.980	31.090	21.725	25.658								
		Runs=2	Total laps=15	Full laps=11										
Run #	1	Front Tyre	Slick-Soft	Rear Tyre	Slick-Medium	New Tyre	Run #	3	Front Tyre	Slick-Soft	Rear Tyre	Slick-Medium	New Tyre	
1	3'17.464		34.314	34.537	28.357	27.467								
2	1'56.793		34.662	32.030	23.747	26.354								
3	1'52.704		33.061	31.690	22.065	25.888								
4	1'51.864		32.460	31.462	21.981	25.961								
5	1'52.107		32.570	31.488	21.954	26.095								
6	1'51.529		32.395	31.190	21.835	26.109								
7	1'51.070		32.078	31.296	21.740	25.956								
8	1'50.533		32.003	31.125	21.505	25.900								
9	1'50.433		31.933	31.182	21.526	25.792								
10	2'00.990	P	33.220	33.262	22.562	31.946								
		Runs=3	Total laps=15	Full laps=10										
Run #	1	Front Tyre	Slick-Soft	Rear Tyre	Slick-Medium	New Tyre	Run #	1	Front Tyre	Slick-Soft	Rear Tyre	Slick-Medium	New Tyre	
1	2'18.925		31.298	34.018	23.868	26.647								
2	1'55.601		34.366	32.377	22.665	26.193								
3	1'53.133		33.014	31.967	22.216	25.936								
4	1'52.197		32.657	31.607	22.063	25.870								
5	1'52.281		32.505	31.657	22.266	25.853								
6	1'51.509		32.197	31.584	22.059	25.669								
		Runs=3	Total laps=15	Full laps=10										
Run #	1	Front Tyre	Slick-Soft	Rear Tyre	Slick-Medium	New Tyre	4th	73	Front Tyre	Slick-Soft	Rear Tyre	Slick-Medium	New Tyre	
1	3'17.464		34.314	34.537	28.357	27.467								
2	1'56.793		34.662	32.030	23.747	26.354								
3	1'52.704		33.061	31.690	22.065	25.888								
4	1'51.864		32.460	31.462	21.981	25.961								
5	1'52.107		32.570	31.488	21.954	26.095								
6	1'51.529		32.395	31.190	21.835	26.109								
7	1'51.070		32.078	31.296	21.740	25.956								
8	1'50.533		32.003	31.125	21.505	25.900								
9	1'50.433		31.933	31.182	21.526	25.792								
10	2'00.990	P	33.220	33.262	22.562	31.946								
		Runs=3	Total laps=15	Full laps=10										
Run #	1	Front Tyre	Slick-Soft	Rear Tyre	Slick-Medium	New Tyre	Run #	1	Front Tyre	Slick-Soft	Rear Tyre	Slick-Medium	New Tyre	
1	3'17.464		34.314	34.537	28.357	27.467								
2	1'56.793		34.662	32.030	23.747	26.354								
3	1'52.704		33.061	31.690	22.065	25.888								
4	1'51.864		32.460	31.462	21.981	25.961								
5	1'52.107		32.570	31.488	21.954	26.095								
6	1'51.529		32.395	31.190	21.835	26.109								
7	1'51.070		32.078	31.296	21.740	25.956								
8	1'50.533		32.003	31.125	21.505	25.900								
9	1'50.433		31.933	31.182	21.526	25.792								
10	2'00.990	P	33.220	33.262	22.562	31.946								
		Runs=3	Total laps=15	Full laps=10										
Run #	1	Front Tyre	Slick-Soft	Rear Tyre	Slick-Medium	New Tyre	Run #	1	Front Tyre	Slick-Soft	Rear Tyre	Slick-Medium	New Tyre	
1	3'17.464		34.314	34.537	28.357	27.467								
2	1'56.793		34.662	32.030	23.747	26.354								
3	1'52.704		33.061	31.690	22.065	25.888								
4	1'51.864		32.460	31.462	21.981	25.961								
5	1'52.107		32.570	31.488	21.954	26.095								
6	1'51.529		32.395	31.190	21.835	26.109								
7	1'51.070		32.078	31.296	21.740	25.956								
8	1'50.533		32.003	31.125	21.505	25.900								
9	1'50.433		31.933	31.182	21.526	25.792								
10	2'00.990	P	33.220	33.262	22.562	31.946								
		Runs=3	Total laps=15	Full laps=10										
Run #	1	Front Tyre	Slick-Soft	Rear Tyre	Slick-Medium	New Tyre	Run #	1	Front Tyre	Slick-Soft	Rear Tyre	Slick-Medium	New Tyre	
1	3'17.464		34.314	34.537	28.357	27.467								
2	1'56.793		34.662	32.030	23.747	26.354								
3	1'52.704		33.061	31.690	22.065	25.888								
4	1'51.864		32.460	31.462	21.981	25.961								
5	1'52.107		32.570	31.488	21.954	26.095								
6	1'51.529		32.395	31.190	21.835	26.109								
7	1'51.070		32.078	31.296	21.740	25.956								
8	1'50.533		32.003	31.125	21.505	25.900								
9	1'50.433		31.933	31.182	21.526	25.792								
10	2'00.990	P	33.220	33.262	22.562	31.946								
		Runs=3	Total laps=15	Full laps=10										
Run #	1	Front Tyre	Slick-Soft	Rear Tyre	Slick-Medium	New Tyre	Run #	1	Front Tyre	Slick-Soft	Rear Tyre	Slick-Medium	New Tyre	
1	3'17.464		34.314	34.537	28.357	27.467								
2	1'56.793		34.662	32.030	23.747	26.354								
3	1'52.704		33.061	31.690	22.065	25.888								
4	1'51.864		32.460	31.462	21.981	25.961								
5	1'52.107		32.570	31.488	21.954	26.095								
6	1'51.529		32.395	31.190	21.835	26.109								
7	1'51.070		32.078	31.296	21.740	25.956								
8	1'50.533		32.003	31.125	21.505	25.900								
9	1'50.433		31.933	31.182	21.526	25.792								
10	2'00.990	P	33.220	33.262	22.562	31.946								
		Runs=3	Total laps=15	Full laps=10										
Run #	1	Front Tyre	Slick-Soft	Rear Tyre	Slick-Medium	New Tyre	Run #	1	Front Tyre	Slick-Soft	Rear Tyre	Slick-Medium	New Tyre	
1	3'17.464		34.314	34.537	28.357	27.467								
2	1'56.793		34.662	32.030	23.747	26.354								
3	1'52.704		33.061	31.690	22.065	25.888								
4	1'51.864		32.460	31.462	21.981	25.961								
5	1'52.107		32.570	31.488	21.954	26.095								
6	1'51.529		32.395	31.190	21.835	26.109								
7	1'51.070		32.078	31.296	21.740	25.956								
8	1'50.533		32.003	31.125	21.505	25.900								
9	1'50.433		31.933	31.182	21.526	25.792								
10	2'00.990	P	33.220	33.262	22.562	31.946								

Free Practice Nr. 1

MotoGP

Lap	Lap Time	T1	T2	T3	T4	Speed	Lap	Lap Time	T1	T2	T3	T4	Speed
7	2'00.388 P	34.869	31.784	22.305	31.430	342.9	8	1'51.358	32.188	31.444	21.801	25.925	339.6
Run # 2	<i>Front Tyre Slick-Soft</i>		<i>Rear Tyre Slick-Medium</i>				9	1'53.752	32.304	33.446	21.969	26.033	339.6
	<i>7 Laps at start</i>			<i>7 Laps at start</i>			10	1'51.460	32.289	31.478	21.841	25.852	340.7
8	8'24.749	29.329	33.184	22.816	26.407	337.5	11	1'51.004	32.242	31.188	21.666	25.908	340.7
unfinished							12	1'50.935	32.188	31.268	21.721	25.758	338.6
Run # 3	<i>Front Tyre Slick-Soft</i>		<i>Rear Tyre Slick-Soft</i>				13	1'50.806	32.070	31.207	21.746	25.783	342.9
	<i>New Tyre</i>			<i>New Tyre</i>			14	1'58.727 P	31.942	31.831	22.055	32.899	339.6
9	1'55.009 *	31.505*	33.778	23.394	26.332	340.7	Run # 3	<i>Front Tyre Slick-Soft</i>		<i>Rear Tyre Slick-Medium</i>			
10	1'55.099 *	33.833	32.532	22.584*	26.150	342.9		<i>14 Laps at start</i>			<i>14 Laps at start</i>		
11	1'52.592	32.933	31.780	22.050	25.829	341.8	15	6'31.493	29.325	32.388	22.367	25.862	337.5
12	1'51.746	32.518	31.771	21.781	25.676	342.9	16	1'51.340	32.341	31.440	21.786	25.773	338.6
13	1'50.807	32.169	31.263	21.745	25.630	342.9	17	1'50.801	32.090	31.310	21.706	25.695	338.6
14	1'50.176	31.850	31.185	21.518	25.623	344.0	18	1'50.425	31.921	31.228	21.657	25.619	341.8
							19	1'51.488 *	32.022	31.277*	21.864	26.325	339.6

5th 30 Takaaki NAKAGAMI HONDA JPN
LCR Honda IDEMITSU

Runs=2 Total laps=20 Full laps=16

Run #	Front Tyre	Slick-Soft	Rear Tyre	Slick-Medium	Speed
Run # 1	<i>Front Tyre Slick-Soft</i>		<i>Rear Tyre Slick-Medium</i>		
	<i>New Tyre</i>			<i>New Tyre</i>	
1	2'50.848	31.563	34.790	23.401	26.732 331.3
2	1'54.484	34.101	32.168	22.237	25.978 336.5
3	1'52.849	32.884	31.662	22.046	26.257 338.6
4	1'52.817	33.304	31.757	21.895	25.861 335.4
5	1'52.141 *	32.548	31.785	21.931*	25.877 337.5
6	1'51.992	32.556	31.811	21.761	25.864 336.5
7	1'51.623	32.494	31.594	21.671	25.864 337.5
8	1'51.296	32.118	31.610	21.695	25.873 337.5
9	1'51.301	32.146	31.446	21.763	25.946 337.5
10	1'54.225	33.565	32.717	22.105	25.838 338.6
11	1'50.784	32.094	31.319	21.578	25.793 338.6
12	2'03.822 P	33.983	33.971	22.929	32.939 334.4
Run # 2	<i>Front Tyre Slick-Soft</i>		<i>Rear Tyre Slick-Medium</i>		
	<i>12 Laps at start</i>			<i>12 Laps at start</i>	
13	9'00.601	31.548	34.017	22.991	26.422 337.5
14	1'54.137	33.282	32.217	22.470	26.168 338.6
15	1'52.877	32.987	31.795	22.124	25.971 339.6
16	1'51.596	32.251	31.724	21.802	25.819 338.6
17	1'50.864	32.094	31.376	21.696	25.698 337.5
18	1'50.730	31.875	31.342	21.606	25.907 338.6
19	1'50.426	32.029	31.214	21.439	25.744 339.6
20	1'50.420	31.768	31.223	21.625	25.804 339.6

6th 36 Joan MIR SUZUKI SPA
Team SUZUKI ECSTAR

Runs=3 Total laps=19 Full laps=13

Run #	Front Tyre	Slick-Soft	Rear Tyre	Slick-Medium	Speed
Run # 1	<i>Front Tyre Slick-Soft</i>		<i>Rear Tyre Slick-Medium</i>		
	<i>New Tyre</i>			<i>New Tyre</i>	
1	2'26.991	31.106	33.499	23.148	26.745 336.5
2	1'55.878	34.190	32.450	22.944	26.294 337.5
3	1'53.135	33.065	31.941	21.925	26.204 338.6
4	2'02.565 P	32.714	31.643	26.198	32.010 336.5
Run # 2	<i>Front Tyre Slick-Soft</i>		<i>Rear Tyre Slick-Medium</i>		
	<i>4 Laps at start</i>			<i>4 Laps at start</i>	
5	7'36.836	29.926	32.691	22.490	26.226 336.5
6	1'53.626	33.277	31.928	22.126	26.295 337.5
7	1'51.904	32.467	31.600	21.960	25.877 337.5

7th 44 Pol ESPARGARO KTM SPA
Red Bull KTM Factory Racing

Runs=3 Total laps=16 Full laps=11

Run #	Front Tyre	Slick-Soft	Rear Tyre	Slick-Medium	Speed
Run # 1	<i>Front Tyre Slick-Soft</i>		<i>Rear Tyre Slick-Medium</i>		
	<i>New Tyre</i>			<i>New Tyre</i>	
1	2'23.212	30.403	33.340	22.763	26.413 340.7
2	1'55.045	33.171	33.248	22.564	26.062 342.9
3	1'53.634	32.498	31.589	22.013	27.534 323.4
4	1'51.032	32.108	31.407	21.869	25.648 345.0
5	1'53.720	33.646	31.777	22.366	25.931 344.0
6	1'50.880	32.114	31.341	21.701	25.724 342.9
7	2'02.909 P	35.568	32.571	23.201	31.569 339.6
Run # 2	<i>Front Tyre Slick-Soft</i>		<i>Rear Tyre Slick-Medium</i>		
	<i>7 Laps at start</i>			<i>7 Laps at start</i>	
8	9'56.649	28.411	32.706	22.963	26.172 339.6
9	1'53.892	33.228	32.147	22.499	26.018 340.7
10	1'52.862	32.742	32.018	22.077	26.025 338.6
11	1'51.403	32.261	31.487	21.828	25.827 340.7
12	1'51.301	32.177	31.531	21.920	25.673 346.1
13	1'51.348	32.254	31.557	21.823	25.714 344.0
14	1'50.464	31.933	31.329	21.587	25.615 342.9
15	1'57.494 P	32.031*	31.331	22.456	31.676 336.5
Run # 3	<i>Front Tyre Slick-Soft</i>		<i>Rear Tyre Slick-Medium</i>		
	<i>15 Laps at start</i>			<i>15 Laps at start</i>	
16	8'50.200	29.983	32.940	22.824	26.229 340.7

8th 35 Cal CRUTCHLOW HONDA GBR
LCR Honda CASTROL

Runs=2 Total laps=11 Full laps=7

Run #	Front Tyre	Slick-Soft	Rear Tyre	Slick-Medium	Speed
Run # 1	<i>Front Tyre Slick-Soft</i>		<i>Rear Tyre Slick-Medium</i>		
	<i>New Tyre</i>			<i>New Tyre</i>	
1	2'24.972	31.441	34.890	23.779	26.905 326.3
2	1'58.657	34.421	33.239	23.768	27.229 336.5
3	1'52.839	33.066	31.888	22.055	25.830 344.0
4	1'52.011	32.470	31.534	22.286	25.721 341.8
5	2'05.261 P	34.749	33.414	23.494*	33.604 263.6
Run # 2	<i>Front Tyre Slick-Soft</i>		<i>Rear Tyre Slick-Medium</i>		
	<i>5 Laps at start</i>			<i>5 Laps at start</i>	
6	25'16.851	30.293	33.298	23.032	26.269 340.7
7	1'54.188 *	33.890*	32.042	22.439	25.817 346.1
8	1'51.177	32.458	31.393	21.743	25.583 345.0

Fastest Lap: Maverick VIÑALES Monster Energy Yama SPA **1'49.866** 31.682 30.972 21.517 25.695

These data/results cannot be reproduced, stored and/or transmitted in whole or in part by any manner of electronic, mechanical, photocopying, recording, broadcasting or otherwise now known or herein after developed without the previous express consent by the copyright owner, except for reproduction in daily press and regular printed publications on sale to the public within 60 days of the event related to those data/results and always provided that copyright symbol appears together as follows below.
© DORNA, 2020



Free Practice Nr. 1

MotoGP

Lap	Lap Time	T1	T2	T3	T4	Speed	Lap	Lap Time	T1	T2	T3	T4	Speed
9	1'50.598	32.128	31.124	21.689	25.657	342.9	15	1'52.344	32.840	31.613	21.986	25.905	340.7
10	1'51.371	32.044	31.429	22.136	25.762	338.6	16	1'51.749	32.598	31.487	21.764	25.900	339.6
11	2'08.683	43.063	33.709	24.431	27.480	338.6	17	1'51.042	32.237	31.277	21.644	25.884	339.6

9th 42 Alex RINS SUZUKI SPA
Team SUZUKI ECSTAR

Runs=3 Total laps=19 Full laps=13

Run #	1	Front Tyre	Slick-Soft	Rear Tyre	Slick-Medium	Speed
			New Tyre			
1	2'37.471	32.165	34.563	23.947	26.659	335.4
2	1'56.037	34.060	32.858	22.973	26.146	338.6
3	1'53.986	33.071	32.291	22.495	26.129	338.6
4	1'52.982	32.727	31.899	22.218	26.138	337.5
5	1'52.821 *	32.870	31.606	22.103*	26.242	339.6
6	1'51.661	32.110	31.610	21.976	25.965	338.6
7	1'51.754	32.153	31.620	22.012	25.969	341.8
8	1'59.792 P	32.221	32.422	22.687	32.462	337.5

Run #	2	Front Tyre	Slick-Soft	Rear Tyre	Slick-Medium	Speed
			8 Laps at start			
9	7'15.576	31.373	33.114	22.809	26.573	336.5
10	1'54.861	33.232	32.937	22.495	26.197	339.6
11	1'52.984	32.606	31.996	22.182	26.200	338.6
12	1'52.588	32.411	31.888	22.181	26.108	337.5
13	1'58.924 P	32.251	31.869	22.336	32.468	337.5

Run #	3	Front Tyre	Slick-Soft	Rear Tyre	Slick-Medium	Speed
			New Tyre			
14	5'40.363	31.882	32.822	22.736	26.026	342.9
15	1'51.662	32.368	31.610	21.945	25.739	342.9
16	1'50.721	31.922	31.320	21.720	25.759	339.6
17	1'51.260	31.908	31.424	21.935	25.993	339.6
18	1'51.033	31.916	31.369	21.849	25.899	341.8
19	1'50.808	31.828	31.448	21.815	25.717	342.9

10th 41 Aleix ESPARGARO APRILIA SPA
Aprilia Racing Team Gresini

Runs=3 Total laps=19 Full laps=11

Run #	1	Front Tyre	Slick-Soft	Rear Tyre	Slick-Medium	Speed
			New Tyre			
1	2'55.890	31.087	34.336	23.043	26.853	338.6
2	1'55.928	34.492	32.440	22.497	26.499	339.6
3	1'53.651	33.284	31.894	22.196	26.277	339.6
4	1'53.197	33.173	31.855	22.000	26.169	338.6
5	1'52.791 *	32.955	31.758	22.060*	26.018	340.7
6	1'52.536	32.690	31.646	22.085	26.115	341.8
7	1'54.310	32.784	31.772	22.884	26.870	336.5
8	1'52.606 *	32.656	31.746	21.929	26.275*	339.6
9	1'52.002	32.468	31.558	21.812	26.164	339.6
10	2'06.979 P	38.858	33.192	22.739	32.190	339.6

Run #	2	Front Tyre	Slick-Soft	Rear Tyre	Slick-Medium	Speed
			10 Laps at start			
11	7'44.717	31.644	33.610	23.126	26.578	335.4
12	2'16.186 P	33.718	32.105	37.137	33.226	329.3

Run #	3	Front Tyre	Slick-Soft	Rear Tyre	Slick-Medium	Speed
			New Tyre			
13	5'15.458 *	30.363	36.108*	22.777	26.269	340.7
14	1'53.724 *	33.235*	31.870	22.275*	26.344	340.7

11th 33 Brad BINDER KTM RSA
Red Bull KTM Factory Racing

Runs=3 Total laps=17 Full laps=10

Run #	1	Front Tyre	Slick-Soft	Rear Tyre	Slick-Medium	Speed
			New Tyre			
1	2'21.388	33.054	34.423	23.415	26.758	321.5
2	1'55.708	34.572	32.396	22.244	26.496	326.3
3	1'53.070	33.018	31.833	22.130	26.089	339.6
4	1'52.283	32.744	31.577	21.913	26.049	336.5
5	1'52.216	32.388	31.801	21.881	26.146	341.8
6	1'51.621	32.260	31.506	21.913	25.942	344.0
7	2'05.308 P	38.472	31.661	22.608	32.567	331.3

Run #	2	Front Tyre	Slick-Soft	Rear Tyre	Slick-Medium	Speed
			7 Laps at start			
8	8'24.721	32.463	33.869	23.557	26.855	335.4
9	1'59.589 *	34.030*	32.425	26.238	26.896	337.5
10	1'54.334	33.478	32.276	22.277	26.303	339.6
11	1'54.536	32.900	33.089	22.156	26.391	337.5
12	2'07.710 P	32.523	40.365*	22.584	32.238	342.9

Run #	3	Front Tyre	Slick-Soft	Rear Tyre	Slick-Soft	Speed
			New Tyre			
13	7'58.019	31.044	33.275	22.962	26.519	339.6
14	1'53.625	33.350	32.022	22.235	26.018	338.6
15	1'52.348	32.548	31.479	22.367	25.954	339.6
16	1'51.282 *	32.166	31.442	21.710	25.964*	339.6
17	1'50.973	32.002	31.465	21.746	25.760	341.8

12th 43 Jack MILLER DUCATI AUS
Pramac Racing

Runs=2 Total laps=14 Full laps=9

Run #	1	Front Tyre	Slick-Soft	Rear Tyre	Slick-Medium	Speed
			New Tyre			
1	8'55.879	31.946	33.694	23.290	26.868	336.5
2	1'56.625	34.342	33.736	22.492	26.055	342.9
3	1'53.300	33.149	31.876	22.297	25.978	342.9
4	2'05.389 P	34.268	33.580	25.104	32.437	334.4

Run #	2	Front Tyre	Slick-Soft	Rear Tyre	Slick-Medium	Speed
			4 Laps at start			
5	13'18.890	32.505	33.441	23.084	26.652	344.0
6	1'55.831	33.794	32.860	22.818	26.359	344.0
7	1'54.001	33.321	32.164	22.399	26.117	347.3
8	1'53.017	32.953	31.828	22.312	25.924	346.1
9	1'55.316	32.833	32.060	22.456	27.967	322.5
10	2'02.180 *	34.467	34.137	26.186*	27.390	340.7
11	1'57.293 *	33.573	34.603*	23.116	26.001	347.3
12	1'52.059	32.499	31.626	22.159	25.775	346.1
13	1'52.403	32.477	31.604	22.140	26.182	346.1
14	1'51.219	32.193	31.376	21.938	25.712	347.3

Fastest Lap: Maverick VIÑALES Monster Energy Yama SPA **1'49.866** 31.682 30.972 21.517 25.695

These data/results cannot be reproduced, stored and/or transmitted in whole or in part by any manner of electronic, mechanical, photocopying, recording, broadcasting or otherwise now known or herein after developed without the previous express consent by the copyright owner, except for reproduction in daily press and regular printed publications on sale to the public within 60 days of the event related to those data/results and always provided that copyright symbol appears together as follows below.
© DORNA, 2020

Official MotoGP Timing by TISSOT
www.motogp.com

Alcañiz, Friday, October 16, 2020

Page 3 of 5



Free Practice Nr. 1

MotoGP

Lap	Lap Time	T1	T2	T3	T4	Speed	Lap	Lap Time	T1	T2	T3	T4	Speed	
13th	27	Iker LECUONA				KTM	SPA	2	1'58.938	34.843	34.061	22.861	27.173	337.5
		Red Bull KTM Tech 3						3	1'56.491	33.912	33.046	22.814	26.719	338.6
		Runs=1		Total laps=14		Full laps=11		4	1'55.402	33.629	32.783	22.556	26.434	336.5
Run #	1	Front Tyre	Slick-Soft	Rear Tyre	Slick-Medium			5	1'55.026 *	33.495	32.820	22.444*	26.267	337.5
		New Tyre		New Tyre				6	1'54.092	33.130	32.331	22.367	26.264	337.5
1	2'21.580	32.873	34.137	23.474	26.763	327.3		7	2'06.998 P	34.678	36.671	23.306	32.343	336.5
2	1'54.822	34.219	31.900	22.521	26.182	338.6		Run #	2	Front Tyre	Slick-Soft	Rear Tyre	Slick-Medium	
3	1'52.821	32.698	31.735	22.320	26.068	345.0				7 Laps at start		7 Laps at start		
4	1'52.736	32.648	31.748	22.273	26.067	337.5		8	11'28.456	31.829	33.690	23.410	26.539	337.5
5	1'51.384	32.130	31.478	21.843	25.933	341.8		9	1'56.397	33.831	32.941	22.812	26.813	338.6
6	1'51.329	32.008	31.515	22.027	25.779	342.9		10	1'54.088	33.276	32.237	22.370	26.205	338.6
7	1'51.241	32.296	31.209	21.804	25.932	338.6		11	1'53.520	32.943	32.154	22.271	26.152	338.6
8	1'51.957	32.319	31.416	22.011	26.211	337.5		12	1'53.426	33.278	31.920	22.198	26.030	339.6
9	1'52.135	32.406	31.600	21.974	26.155	336.5		13	1'52.554	32.560	31.893	22.057	26.044	338.6
10	1'51.636	32.293	31.450	22.054	25.839	338.6		14	1'57.086 *	32.765*	33.146	24.899*	26.276	339.6
11	2'00.495 P	33.903	32.036	22.395	32.161	334.4		15	1'52.275	32.549	31.809	22.026	25.891	339.6
Run #	2	Front Tyre	Slick-Soft	Rear Tyre	Slick-Medium			16	1'52.099	32.566	31.727	21.908	25.898	336.5
		11 Laps at start		11 Laps at start				17	1'51.852	32.313	31.691	21.907	25.941	338.6
12	9'51.089	31.222	33.217	23.123	26.302	340.7		18	1'51.340	32.264	31.556	21.689	25.831	340.7
13	1'53.596	33.020	32.187	22.222	26.167	340.7		19	2'00.810 P	32.293	32.477*	22.802	33.238	326.3
14	1'52.417	32.670	31.755	21.997	25.995	339.6								

14th	6	Stefan BRADL				HONDA	GER
		Repsol Honda Team					
		Runs=3		Total laps=18		Full laps=10	
Run #	1	Front Tyre	Slick-Soft	Rear Tyre	Slick-Soft		
		New Tyre		New Tyre			
1	2'19.025	31.035	34.792	24.186	27.028	308.7	
2	1'56.584	34.717	32.629	23.035	26.203	326.3	
3	1'53.062	32.930	32.159	22.052	25.921	341.8	
4	1'52.202	32.523	31.896	21.972	25.811	340.7	
5	1'52.097 *	32.158	31.940*	22.080	25.919	341.8	
6	1'51.660	32.121	31.710	21.903	25.926	340.7	
7	1'58.727 P	33.234	32.107	22.097	31.289	340.7	
Run #	2	Front Tyre	Slick-Soft	Rear Tyre	Slick-Soft		
		7 Laps at start		7 Laps at start			
8	7'41.612	29.733	32.724	22.510	26.295	339.6	
9	1'53.922	33.163	32.198	22.250	26.311	337.5	
10	1'53.503	32.957	32.201	22.197	26.148	339.6	
11	2'00.214 P	33.732	32.569	22.509	31.404	340.7	
Run #	3	Front Tyre	Slick-Soft	Rear Tyre	Slick-Medium		
		11 Laps at start		New Tyre			
12	8'21.814	29.818	32.602	22.498	26.082	340.7	
13	1'54.104 *	33.236*	32.383	22.367*	26.118	341.8	
14	1'52.652	32.653	31.888	22.282	25.829	341.8	
15	1'51.777	32.380	31.651	21.906	25.840	340.7	
16	1'51.285	32.117	31.448	21.868	25.852	340.7	
17	1'52.717	32.307	32.469	22.006	25.935	340.7	
18	1'51.979 *	32.290	31.854*	21.845	25.990	340.7	

16th	88	Miguel OLIVEIRA				KTM	POR
		Red Bull KTM Tech 3					
		Runs=2		Total laps=17		Full laps=13	
Run #	1	Front Tyre	Slick-Soft	Rear Tyre	Slick-Medium		
		New Tyre		New Tyre			
1	7'09.881	32.283	34.798	23.889	26.443	335.4	
2	1'55.233	34.064	32.444	22.762	25.963	338.6	
3	1'53.251 *	33.126	31.850	22.129	26.146*	336.5	
4	2'03.866	32.683	31.446			312.2	
5	1'53.964	33.428	32.255	22.316	25.965	339.6	
6	1'52.636	32.673	31.859	22.072	26.032	338.6	
7	2'01.877 P	34.102	32.745	22.930	32.100	338.6	
Run #	2	Front Tyre	Slick-Soft	Rear Tyre	Slick-Medium		
		7 Laps at start		7 Laps at start			
8	10'04.817	31.778	32.519	22.769	26.182	338.6	
9	1'53.725	33.032	32.462	22.266	25.965	340.7	
10	1'53.396	32.720	32.319	22.316	26.041	341.8	
11	1'52.453	32.722	31.685	22.164	25.882	342.9	
12	1'52.018	32.659	31.576	21.944	25.839	342.9	
13	1'52.078	32.480	31.667	21.893	26.038	341.8	
14	1'51.747	32.559	31.452	21.834	25.902	339.6	
15	1'52.771	32.775	31.913	22.045	26.038	340.7	
16	1'51.357	32.435	31.368	21.786	25.768	342.9	
17	1'51.483	32.283	31.661	21.855	25.684	344.0	

15th	9	Danilo PETRUCCI				DUCATI	ITA
		Ducati Team					
		Runs=2		Total laps=19		Full laps=13	
Run #	1	Front Tyre	Slick-Soft	Rear Tyre	Slick-Medium		
		New Tyre		New Tyre			
1	2'39.126	34.813	35.476	24.166	27.433	327.3	

17th	4	Andrea DOVIZIOSO				DUCATI	ITA
		Ducati Team					
		Runs=3		Total laps=15		Full laps=9	
Run #	1	Front Tyre	Slick-Soft	Rear Tyre	Slick-Medium		
		New Tyre		New Tyre			
1	2'26.614	31.105	34.407	23.685	26.792	344.0	
2	1'56.690	34.427	33.049	23.035	26.179	342.9	
3	1'54.516	33.137	32.040	23.408	25.931	348.4	
4	1'55.360	32.937	31.934	24.356	26.133	340.7	
5	1'59.876 P	32.736	31.872	22.812*	32.456	332.3	

Fastest Lap: Maverick VIÑALES Monster Energy Yama SPA **1'49.866** 31.682 30.972 21.517 25.695

These data/results cannot be reproduced, stored and/or transmitted in whole or in part by any manner of electronic, mechanical, photocopying, recording, broadcasting or otherwise now known or herein after developed without the previous express consent by the copyright owner, except for reproduction in daily press and regular printed publications on sale to the public within 60 days of the event related to those data/results and always provided that copyright symbol appears together as follows below.
© DORNA, 2020



Free Practice Nr. 1

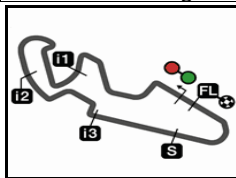
MotoGP

Lap	Lap Time	T1	T2	T3	T4	Speed	Lap	Lap Time	T1	T2	T3	T4	Speed
Run # 2	Front Tyre	Slick-Soft	Rear Tyre	Slick-Medium									
		5 Laps at start			5 Laps at start								
6	10'12.557	29.128	32.526	22.508	25.907	346.1							
7	1'52.648	32.902	31.831	22.117	25.798	347.3							
8	1'57.887 *	33.275*	32.213	25.708	26.691	337.5							
9	1'54.302	33.565	32.303	22.377	26.057	348.4							
10	1'59.946	34.024	34.066	22.835	29.021	321.5							
11	2'01.155 P	33.626	32.870	22.875	31.784	344.0							
Run # 3	Front Tyre	Slick-Soft	Rear Tyre	Slick-Medium									
		11 Laps at start			11 Laps at start								
12	9'35.070	33.926	33.538	22.463	25.933	347.3							
13	1'52.677	32.892	31.890	22.012	25.883	346.1							
14	1'52.383	32.576	31.712	22.084	26.011	346.1							
15	1'51.408	32.298	31.401	22.014	25.695	348.4							
Run # 1	Front Tyre	Slick-Soft	Rear Tyre	Slick-Medium									
		New Tyre			New Tyre								
1	29'16.461	30.480	34.102	23.037	26.805	335.4							
2	2'01.905	34.179	32.337	28.814	26.575	337.5							
3	1'53.582	33.383	31.862	22.176	26.161	339.6							
4	1'52.937	33.086	31.726	21.983	26.142	337.5							
5	1'53.633 *	33.148*	31.861	22.319*	26.305	338.6							
6	1'52.714	32.833	31.728	22.106	26.047	338.6							
7	1'52.164	32.698	31.595	21.876	25.995	338.6							
8	1'52.538	32.844	31.739	21.908	26.047	337.5							
9	1'51.442	32.330	31.532	21.792	25.788	340.7							
10	1'51.595	32.237	31.583	21.977	25.798	341.8							
Run # 2	Front Tyre	Slick-Soft	Rear Tyre	Slick-Medium									
		New Tyre			New Tyre								
5	2'00.956	33.727	35.464	24.589	27.176	330.3							
6	1'57.831	35.030	33.266	23.109	26.426	336.5							
7	1'55.885	33.747	32.553	23.638	25.947	344.0							
8	1'52.945	32.984	31.781	22.304	25.876	342.9							
9	1'52.206	32.619	31.484	22.066	26.037	340.7							
10	1'54.082 *	32.869*	32.608	22.756*	25.849	341.8							
11	1'52.285	32.433	31.712	22.235	25.905	339.6							
12	1'54.072	32.696	32.611	22.798	25.967	338.6							
13	1'52.598	32.411	31.907	22.314	25.966	337.5							
14	1'51.974	32.283	31.776	21.979	25.936	339.6							
15	1'51.807	32.247	31.721	21.953	25.886	339.6							
Run # 1	Front Tyre	Slick-Soft	Rear Tyre	Slick-Medium									
		New Tyre			New Tyre								
1	4'37.958	35.359	37.085	24.632	27.967	324.4							
2	2'00.102	36.264	33.959	23.099	26.780	342.9							
3	1'56.063	34.376	32.768	22.449	26.470	340.7							
4	1'55.060 *	33.605	32.416	22.614*	26.425	342.9							
5	1'54.103	33.215	32.296	22.422	26.170	342.9							
6	1'53.567	32.983	32.143	22.281	26.160	344.0							
7	1'53.193	32.986	32.004	22.094	26.109	341.8							
8	1'53.205	32.985	31.879	22.137	26.204	341.8							
9	2'03.465 P	32.668	34.429	23.422	32.946	340.7							
Run # 2	Front Tyre	Slick-Soft	Rear Tyre	Slick-Medium									
		9 Laps at start			9 Laps at start								
10	12'02.557	34.615	35.080	23.914	26.832	345.0							
11	1'56.447	34.449	32.964	22.550	26.484	345.0							
12	1'54.083	33.345	32.306	22.228	26.204	345.0							
13	1'52.699	32.558	31.899	22.102	26.140	346.1							
14	1'52.799	32.820	31.994	21.914	26.071	345.0							
15	1'57.301	32.832	31.950	26.225	26.294	346.1							
16	1'52.303	32.543	31.862	21.970	25.928	347.3							
17	1'51.934	32.476	31.706	21.882	25.870	349.5							
Run # 1	Front Tyre	Slick-Soft	Rear Tyre	Slick-Medium									
		New Tyre			New Tyre								
9	10'03.302	31.463	33.503	23.473	26.515	336.5							
10	1'56.548	33.886	32.768	22.454	27.440	338.6							
11	1'53.841	33.237	32.320	22.196	26.088	339.6							
12	1'53.511	33.157	31.987	22.288	26.079	340.7							
13	1'52.456	32.863	31.751	21.808	26.034	338.6							
14	1'55.889	32.711	31.810	21.920	29.448	339.6							
15	1'53.623 *	33.395*	31.987	22.194*	26.047	342.9							
16	1'52.273	32.751	31.788	21.929	25.805	340.7							
17	1'52.062	32.666	31.727	21.753	25.916	338.6							
18	1'51.581	32.528	31.521	21.580	25.952	340.7							

Fastest Lap: Maverick VIÑALES Monster Energy Yama SPA **1'49.866** 31.682 30.972 21.517 25.695

These data/results cannot be reproduced, stored and/or transmitted in whole or in part by any manner of electronic, mechanical, photocopying, recording, broadcasting or otherwise now known or herein after developed without the previous express consent by the copyright owner, except for reproduction in daily press and regular printed publications on sale to the public within 60 days of the event related to those data/results and always provided that copyright symbol appears together as follows below.
© DORNA, 2020





5077 m.

GRAN PREMIO MICHELIN® DE ARAGÓN

Free Practice Nr. 1

Best Partial Times

MotoGP™

IT Ideal Lap Time, sum of the best partial times*BT* Best Lap Time

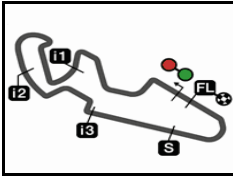
<i>T1</i>		<i>T2</i>		<i>T3</i>		<i>T4</i>				<i>IT</i>	<i>BT</i>	
Pos	Rider	Time	Rider	Time	Rider	Time	Rider	Time	Pos	Rider		
1	M.VIÑALES	31.617	M.VIÑALES	30.870	F.QUARTARARO	21.433	C.CRUTCHLOW	25.583	1	M.VIÑALES	1'49.662	1'49.866 (1)
2	F.QUARTARARO	31.618	F.MORBIDELLI	31.055	T.NAKAGAMI	21.439	P.ESPARGARO	25.615	2	F.MORBIDELLI	1'49.951	1'49.951 (2)
3	F.MORBIDELLI	31.674	C.CRUTCHLOW	31.124	F.MORBIDELLI	21.489	J.MIR	25.619	3	F.QUARTARAR	1'49.977	1'50.142 (3)
4	T.NAKAGAMI	31.768	F.QUARTARARO	31.133	M.VIÑALES	21.517	A.MARQUEZ	25.623	4	T.NAKAGAMI	1'50.119	1'50.420 (5)
5	A.RINS	31.828	A.MARQUEZ	31.185	A.MARQUEZ	21.518	M.VIÑALES	25.658	5	A.MARQUEZ	1'50.176	1'50.176 (4)
6	A.MARQUEZ	31.850	J.MIR	31.188	T.RABAT	21.580	M.OLIVEIRA	25.684	6	J.MIR	1'50.385	1'50.425 (6)
7	J.MIR	31.921	A.ESPARGARO	31.193	P.ESPARGARO	21.587	A.DOVIZIOSO	25.695	7	C.CRUTCHLO	1'50.440	1'50.598 (8)
8	P.ESPARGARO	31.933	I.LECUONA	31.209	A.ESPARGARO	21.617	T.NAKAGAMI	25.698	8	P.ESPARGAR	1'50.464	1'50.464 (7)
9	B.BINDER	32.002	T.NAKAGAMI	31.214	J.MIR	21.657	J.MILLER	25.712	9	A.RINS	1'50.585	1'50.721 (9)
10	I.LECUONA	32.008	A.RINS	31.320	D.PETRUCCI	21.689	A.RINS	25.717	10	A.ESPARGAR	1'50.761	1'50.801 (10)
11	C.CRUTCHLOW	32.044	P.ESPARGARO	31.329	C.CRUTCHLOW	21.689	J.ZARCO	25.729	11	I.LECUONA	1'50.800	1'51.241 (13)
12	S.BRADL	32.117	M.OLIVEIRA	31.368	B.BINDER	21.710	F.MORBIDELLI	25.733	12	B.BINDER	1'50.914	1'50.973 (11)
13	A.ESPARGARO	32.176	J.MILLER	31.376	A.RINS	21.720	B.BINDER	25.760	13	M.OLIVEIRA	1'51.121	1'51.357 (16)
14	J.MILLER	32.193	A.DOVIZIOSO	31.401	M.OLIVEIRA	21.786	A.ESPARGARO	25.775	14	T.RABAT	1'51.186	1'51.581 (19)
15	B.SMITH	32.237	B.BINDER	31.442	B.SMITH	21.792	I.LECUONA	25.779	15	J.MILLER	1'51.219	1'51.219 (12)
16	J.ZARCO	32.247	S.BRADL	31.448	I.LECUONA	21.804	B.SMITH	25.788	16	S.BRADL	1'51.221	1'51.285 (14)
17	D.PETRUCCI	32.264	J.ZARCO	31.484	S.BRADL	21.845	F.QUARTARARO	25.793	17	D.PETRUCCI	1'51.340	1'51.340 (15)
18	T.RABAT	32.280	T.RABAT	31.521	F.BAGNAIA	21.882	T.RABAT	25.805	18	B.SMITH	1'51.349	1'51.442 (18)
19	M.OLIVEIRA	32.283	B.SMITH	31.532	J.MILLER	21.938	S.BRADL	25.811	19	A.DOVIZIOSO	1'51.406	1'51.408 (17)
20	A.DOVIZIOSO	32.298	D.PETRUCCI	31.556	J.ZARCO	21.953	D.PETRUCCI	25.831	20	J.ZARCO	1'51.413	1'51.807 (20)
21	F.BAGNAIA	32.476	F.BAGNAIA	31.706	A.DOVIZIOSO	22.012	F.BAGNAIA	25.870	21	F.BAGNAIA	1'51.934	1'51.934 (21)

These data/results cannot be reproduced, stored and/or transmitted in whole or in part by any manner of electronic, mechanical, photocopying, recording, broadcasting or otherwise now known or herein after developed without the previous express consent by the copyright owner, except for reproduction in daily press and regular printed publications on sale to the public within 60 days of the event related to those data/results and always provided that copyright symbol appears together as follows below.

© DORNA, 2020


Official MotoGP Timing by **TISSOT**
www.motogp.com





5077 m.

GRAN PREMIO MICHELIN® DE ARAGÓN**Free Practice Nr. 1****Fastest Laps Sequence**

<i>Practice Time</i>	 <i>Rider</i>	<i>Nation</i>	<i>Motorcycle</i>	<i>Time</i>	<i>Km/h</i>	<i>Rider's Lap</i>
4'14.526	73 Alex MARQUEZ	SPA	HONDA	1'55.601	158.1	2
4'16.402	27 Iker LECUONA	SPA	KTM	1'54.822	159.1	2
4'45.332	30 Takaaki NAKAGAMI	JPN	HONDA	1'54.484	159.6	2
6'07.659	73 Alex MARQUEZ	SPA	HONDA	1'53.133	161.5	3
6'08.671	6 Stefan BRADL	GER	HONDA	1'53.062	161.6	3
6'09.223	27 Iker LECUONA	SPA	KTM	1'52.821	162.0	3
7'06.961	21 Franco MORBIDELLI	ITA	YAMAHA	1'52.704	162.1	3
7'59.856	73 Alex MARQUEZ	SPA	HONDA	1'52.197	162.9	4
7'59.905	5 Johann ZARCO	FRA	DUCATI	1'52.039	163.1	4
8'02.923	44 Poì ESPARGARO	SPA	KTM	1'51.032	164.6	4
11'47.523	44 Poì ESPARGARO	SPA	KTM	1'50.880	164.8	6
12'02.695	20 Fabio QUARTARARO	FRA	YAMAHA	1'50.677	165.1	6
16'24.064	21 Franco MORBIDELLI	ITA	YAMAHA	1'50.533	165.3	8
18'14.497	21 Franco MORBIDELLI	ITA	YAMAHA	1'50.433	165.5	9
28'56.743	12 Maverick VIÑALES	SPA	YAMAHA	1'49.866	166.3	11

These data/results cannot be reproduced, stored and/or transmitted in whole or in part by any manner of electronic, mechanical, photocopying, recording, broadcasting or otherwise now known or herein after developed without the previous express consent by the copyright owner, except for reproduction in daily press and regular printed publications on sale to the public within 60 days of the event related to those data/results and always provided that copyright symbol appears together as follows below.

© DORNA, 2020

