


5077 m.

## GRAN PREMIO MICHELIN® DE ARAGÓN

## Free Practice Nr. 4

## Classification

14

	Rider	Nation	Team	Motorcycle	Time	Lap Total	Gap	Top Speed
1	21 Franco MORBIDELLI	ITA	Petronas Yamaha SRT	YAMAHA	<b>1'48.551</b>	13 14		<b>336.5</b>
2	73 Alex MARQUEZ	SPA	Repsol Honda Team	HONDA	<b>1'48.656</b>	12 15	0.105 0.105	<b>342.9</b>
3	36 Joan MIR	SPA	Team SUZUKI ECSTAR	SUZUKI	<b>1'48.694</b>	13 15	0.143 0.038	<b>337.5</b>
4	44 Pol ESPARGARO	SPA	Red Bull KTM Factory Racing	KTM	<b>1'48.749</b>	11 13	0.198 0.055	<b>342.9</b>
5	12 Maverick VIÑALES	SPA	Monster Energy Yamaha MotoGP	YAMAHA	<b>1'48.753</b>	10 17	0.202 0.004	<b>338.6</b>
6	20 Fabio QUARTARARO	FRA	Petronas Yamaha SRT	YAMAHA	<b>1'48.771</b>	7 16	0.220 0.018	<b>337.5</b>
7	30 Takaaki NAKAGAMI	JPN	LCR Honda IDEMITSU	HONDA	<b>1'48.803</b>	5 16	0.252 0.032	<b>345.0</b>
8	35 Cal CRUTCHLOW	GBR	LCR Honda CASTROL	HONDA	<b>1'48.820</b>	4 14	0.269 0.017	<b>344.0</b>
9	4 Andrea DOVIZIOSO	ITA	Ducati Team	DUCATI	<b>1'48.853</b>	11 13	0.302 0.033	<b>349.5</b>
10	43 Jack MILLER	AUS	Pramac Racing	DUCATI	<b>1'48.859</b>	12 13	0.308 0.006	<b>345.0</b>
11	42 Alex RINS	SPA	Team SUZUKI ECSTAR	SUZUKI	<b>1'48.896</b>	9 13	0.345 0.037	<b>340.7</b>
12	88 Miguel OLIVEIRA	POR	Red Bull KTM Tech 3	KTM	<b>1'48.897</b>	11 13	0.346 0.001	<b>339.6</b>
13	33 Brad BINDER	RSA	Red Bull KTM Factory Racing	KTM	<b>1'49.097</b>	9 13	0.546 0.200	<b>345.0</b>
14	9 Danilo PETRUCCI	ITA	Ducati Team	DUCATI	<b>1'49.135</b>	10 14	0.584 0.038	<b>344.0</b>
15	41 Aleix ESPARGARO	SPA	Aprilia Racing Team Gresini	APRILIA	<b>1'49.162</b>	5 14	0.611 0.027	<b>344.0</b>
16	6 Stefan BRADL	GER	Repsol Honda Team	HONDA	<b>1'49.479</b>	8 15	0.928 0.317	<b>341.8</b>
17	38 Bradley SMITH	GBR	Aprilia Racing Team Gresini	APRILIA	<b>1'49.496</b>	12 13	0.945 0.017	<b>341.8</b>
18	63 Francesco BAGNAIA	ITA	Pramac Racing	DUCATI	<b>1'49.509</b>	12 13	0.958 0.013	<b>347.3</b>
19	27 Iker LECUONA	SPA	Red Bull KTM Tech 3	KTM	<b>1'49.555</b>	12 13	1.004 0.046	<b>344.0</b>
20	5 Johann ZARCO	FRA	Esponsorama Racing	DUCATI	<b>1'49.791</b>	10 12	1.240 0.236	<b>341.8</b>
21	53 Tito RABAT	SPA	Esponsorama Racing	DUCATI	<b>1'49.794</b>	12 15	1.243 0.003	<b>342.9</b>

Practice condition: **Dry**Air: **18°**Humidity: **35%**Ground: **25°**

<b>Fastest Lap:</b>	Lap: 13	<b>Franco MORBIDELLI</b>	<b>1'48.551</b>	168.3 Km/h
<b>Best Race Lap:</b>	2015	<b>Jorge LORENZO</b>	<b>1'48.120</b>	169.0 Km/h
<b>All Time Lap Record:</b>	2015	<b>Marc MARQUEZ</b>	<b>1'46.635</b>	171.4 Km/h

The results are provisional until the end of the limit for protest and appeals.

Time limit for protest expires 30' after publication of the results - ..... Time: .....

These data/results cannot be reproduced, stored and/or transmitted in whole or in part by any manner of electronic, mechanical, photocopying, recording, broadcasting or otherwise now known or herein after developed without the previous express consent by the copyright owner, except for reproduction in daily press and regular printed publications on sale to the public within 60 days of the event related to those data/results and always provided that copyright symbol appears together as follows below.

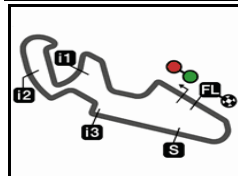
© DORNA, 2020

Official MotoGP Timing by TISSOT

www.motogp.com

Alcañiz, Saturday, October 17, 2020





5077 m.

## GRAN PREMIO MICHELIN® DE ARAGÓN

## Free Practice Nr. 4

## Top Speed &amp; Average

15



Rider	Nation	Motorcycle	Top 5 speeds					Average	Top
4 <b>Andrea DOVIZIOSO</b>	ITA	DUCATI	349.5	348.4	347.3	346.1	346.1	347.1	<b>349.5</b>
63 <b>Francesco BAGNAIA</b>	ITA	DUCATI	347.3	347.3	345.0	345.0	344.0	345.2	<b>347.3</b>
30 <b>Takaaki NAKAGAMI</b>	JPN	HONDA	345.0	340.7	340.7	339.6	338.6	340.9	<b>345.0</b>
33 <b>Brad BINDER</b>	RSA	KTM	345.0	342.9	340.7	340.7	340.7	341.8	<b>345.0</b>
43 <b>Jack MILLER</b>	AUS	DUCATI	345.0	344.0	344.0	342.9	342.9	343.8	<b>345.0</b>
9 <b>Danilo PETRUCCI</b>	ITA	DUCATI	344.0	339.6	339.6	338.6	338.6	339.7	<b>344.0</b>
27 <b>Iker LECUONA</b>	SPA	KTM	344.0	342.9	338.6	337.5	337.5	340.1	<b>344.0</b>
35 <b>Cal CRUTCHLOW</b>	GBR	HONDA	344.0	341.8	341.8	341.8	340.7	341.4	<b>344.0</b>
41 <b>Aleix ESPARGARO</b>	SPA	APRILIA	344.0	341.8	340.7	338.6	337.5	340.0	<b>344.0</b>
44 <b>Po ESPARGARO</b>	SPA	KTM	342.9	341.8	340.7	340.7	340.7	341.3	<b>342.9</b>
53 <b>Tito RABAT</b>	SPA	DUCATI	342.9	341.8	341.8	339.6	337.5	339.3	<b>342.9</b>
73 <b>Alex MARQUEZ</b>	SPA	HONDA	342.9	341.8	341.8	340.7	339.6	341.1	<b>342.9</b>
5 <b>Johann ZARCO</b>	FRA	DUCATI	341.8	339.6	338.6	338.6	337.5	338.9	<b>341.8</b>
6 <b>Stefan BRADL</b>	GER	HONDA	341.8	340.7	340.7	340.7	340.7	340.9	<b>341.8</b>
38 <b>Bradley SMITH</b>	GBR	APRILIA	341.8	339.6	339.6	336.5	336.5	338.4	<b>341.8</b>
42 <b>Alex RINS</b>	SPA	SUZUKI	340.7	338.6	337.5	337.5	336.5	337.9	<b>340.7</b>
88 <b>Miguel OLIVEIRA</b>	POR	KTM	339.6	339.6	337.5	337.5	336.5	337.9	<b>339.6</b>
12 <b>Maverick VIÑALES</b>	SPA	YAMAHA	338.6	338.6	337.5	337.5	337.5	337.9	<b>338.6</b>
20 <b>Fabio QUARTARARO</b>	FRA	YAMAHA	337.5	336.5	336.5	336.5	336.5	336.6	<b>337.5</b>
36 <b>Joan MIR</b>	SPA	SUZUKI	337.5	336.5	336.5	335.4	335.4	336.0	<b>337.5</b>
21 <b>Franco MORBIDELLI</b>	ITA	YAMAHA	336.5	334.4	334.4	334.4	333.4	334.4	<b>336.5</b>

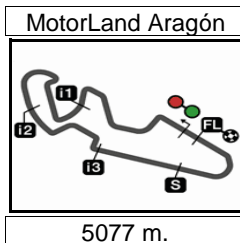
These data/results cannot be reproduced, stored and/or transmitted in whole or in part by any manner of electronic, mechanical, photocopying, recording, broadcasting or otherwise now known or herein after developed without the previous express consent by the copyright owner, except for reproduction in daily press and regular printed publications on sale to the public within 60 days of the event related to those data/results and always provided that copyright symbol appears together as follows below.

© DORNA, 2020

Official MotoGP Timing by TISSOT  
www.motogp.com



Alcañiz, Saturday, October 17, 2020



Results and timing service provided by TISSOT

Updated  
**MotoGP™**

# GRAN PREMIO MICHELIN® DE ARAGÓN

## Free Practice Nr. 4

### Chronological Analysis of Performances

**16**

\* Lap / Sector time cancelled      **T1** Time from finish line to 1st intermediate      **T3** Time from 2nd intermed. to 3rd intermed.  
**P** Crossing the finish line in pit lane      **T2** Time from 1st intermed. to 2nd intermed.      **T4** Time from 3rd intermediate to finish line  
 \*\* Tyre data subject to further updates

Lap	Lap Time	T1	T2	T3	T4	Speed	Lap	Lap Time	T1	T2	T3	T4	Speed		
<b>1st</b>	<b>21</b>	<b>Franco MORBIDELLI</b> YAMAHA      ITA						<b>3rd</b>	<b>36</b>	<b>Joan MIR</b> SUZUKI      SPA					
		Petronas Yamaha SRT								Team SUZUKI ECSTAR					
		Runs=2			Total laps=14		Full laps=11			Runs=2			Total laps=15		Full laps=11
Run #	1	Front Tyre	Slick-Medium	Rear Tyre	Slick-Medium		Run #	1	Front Tyre	Slick-Soft	Rear Tyre	Slick-Soft			
			New Tyre		New Tyre					9 Laps at start		13 Laps at start			
1	2'00.627	29.923	32.338	22.140	25.756	334.4	1	1'53.321	30.471	32.475	22.082	25.996	334.4		
2	<b>1'50.335</b>	32.080	31.112	21.424	25.719	328.3	2	1'50.974 *	32.245	31.348*	21.741	25.640	335.4		
3	<b>1'49.071</b>	31.493	30.745	21.303	25.530	334.4	3	<b>1'49.894</b>	31.723	30.977	21.617	25.577	335.4		
4	<b>1'48.793</b>	31.365	30.707	21.168	25.553	332.3	4	<b>1'49.201</b>	31.526	30.828	21.343	25.504	334.4		
5	<b>1'49.038</b>	31.344	30.820	21.172	25.702	330.3	5	<b>1'49.430</b>	31.598	30.891	21.366	25.575	334.4		
6	<b>1'49.106</b>	31.398	30.858	21.142	25.708	331.3	6	<b>1'49.195</b>	31.515	30.850	21.313	25.517	334.4		
7	<b>1'48.947</b>	31.315	30.776	21.204	25.652	331.3	7	<b>1'49.123</b>	31.422	30.899	21.322	25.480	335.4		
8	1'59.748 P	32.683	33.333	21.767	31.965	332.3	8	<b>1'49.204</b>	31.533	30.848	21.352	25.471	336.5		
							9	1'55.665 P	31.547	30.853	21.478	31.787	336.5		
Run #	2	Front Tyre	Slick-Medium	Rear Tyre	Slick-Soft		Run #	2	Front Tyre	Slick-Soft	Rear Tyre	Slick-Medium			
			8 Laps at start		5 Laps at start					New Tyre		5 Laps at start			
9	6'39.838	29.895	32.075	21.473	25.651	333.4	10	5'18.775	30.042	32.131	21.835	25.961	333.4		
10	<b>1'50.749</b>	31.534	31.221	22.141	25.853	331.3	11	<b>1'50.100</b>	31.875	31.101	21.520	25.604	334.4		
11	<b>1'48.694</b>	31.250	30.685	21.203	25.556	332.3	12	<b>1'49.064</b>	31.489	30.880	21.243	25.452	334.4		
12	<b>1'48.982</b>	31.575	30.735	21.205	25.467	333.4	13	<b>1'48.694</b>	31.357	30.697	21.240	25.400	334.4		
13	<b>1'48.551</b>	31.225	30.787	21.109	25.430	334.4	14	<b>1'49.390</b>	31.514	31.028	21.356	25.492	335.4		
14	<b>1'48.725</b>	31.254	30.715	21.202	25.554	336.5	15	<b>1'49.382</b>	31.530	30.991	21.440	25.421	337.5		
<b>2nd</b>	<b>73</b>	<b>Alex MARQUEZ</b> HONDA      SPA						<b>4th</b>	<b>44</b>	<b>Poi ESPARGARO</b> KTM      SPA					
		Repsol Honda Team								Red Bull KTM Factory Racing					
		Runs=2			Total laps=15		Full laps=12			Runs=2			Total laps=13		Full laps=10
Run #	1	Front Tyre	Slick-Medium	Rear Tyre	Slick-Medium		Run #	1	Front Tyre	Slick-Soft	Rear Tyre	Slick-Soft			
			New Tyre		New Tyre					5 Laps at start		5 Laps at start			
1	2'06.152	29.116	32.727	22.566	25.680	341.8	1	2'10.483	28.365	32.696	22.444	25.899	342.9		
2	<b>1'50.669</b>	32.328	31.250	21.598	25.493	339.6	2	<b>1'51.051</b>	32.323	31.538	21.578	25.612	340.7		
3	<b>1'49.940</b>	31.877	31.113	21.541	25.409	342.9	3	<b>1'49.723</b>	31.733	31.209	21.298	25.483	340.7		
4	<b>1'50.959</b>	31.542	30.810	22.953	25.654	336.5	4	<b>1'49.540</b>	31.673	31.012	21.326	25.529	340.7		
5	<b>1'49.220</b>	31.675	30.897	21.187	25.461	335.4	5	<b>1'50.750</b>	31.734	31.323	21.434	26.259	340.7		
6	<b>1'50.697</b>	31.438	30.999	22.657	25.603	334.4	6	<b>1'49.477</b>	31.623	31.128	21.340	25.386	341.8		
7	<b>1'49.340</b>	31.514	31.054	21.252	25.520	335.4	7	2'05.790 P	37.065	35.074	22.491	31.160	336.5		
8	1'57.984 P	33.010	32.201	22.072	30.701	337.5									
Run #	2	Front Tyre	Slick-Medium	Rear Tyre	Slick-Soft		Run #	2	Front Tyre	Slick-Medium	Rear Tyre	Slick-Medium			
			8 Laps at start		5 Laps at start					New Tyre		New Tyre			
9	5'10.985	28.846	32.292	22.094	25.658	339.6	8	8'40.432	29.052	33.044	21.858	25.537	338.6		
10	<b>1'49.920</b>	32.003	31.048	21.460	25.409	337.5	9	<b>1'49.460</b>	31.841	30.998	21.206	25.415	336.5		
11	<b>1'48.862</b>	31.334	30.878	21.285	25.365	336.5	10	<b>1'49.065</b>	31.485	30.911	21.225	25.444	338.6		
12	<b>1'48.656</b>	31.233	30.816	21.177	25.430	338.6	11	<b>1'48.749</b>	31.309	30.939	21.188	25.313	337.5		
13	<b>1'52.164</b>	32.651	32.609	21.474	25.430	337.5	12	<b>1'48.990</b>	31.336	31.003	21.196	25.455	338.6		
14	<b>1'49.248</b>	31.583	31.061	21.336	25.268	340.7	13	<b>1'49.081</b>	31.390	31.018	21.217	25.456	338.6		
15	<b>1'48.920</b>	31.337	30.942	21.236	25.405	341.8									

**Fastest Lap:** Franco MORBIDELLI      Petronas Yamaha SR      ITA      **1'48.551**      31.225      30.787      21.109      25.430

These data/results cannot be reproduced, stored and/or transmitted in whole or in part by any manner of electronic, mechanical, photocopying, recording, broadcasting or otherwise now known or herein after developed without the previous express consent by the copyright owner, except for reproduction in daily press and regular printed publications on sale to the public within 60 days of the event related to those data/results and always provided that copyright symbol appears together as follows below.  
 © DORNA, 2020



# Free Practice Nr. 4

# MotoGP

Lap	Lap Time	T1	T2	T3	T4	Speed	Lap	Lap Time	T1	T2	T3	T4	Speed	
<b>5th</b>	<b>12</b>	<b>Maverick VIÑALES</b>					YAMAHA	SPA						
		Monster Energy Yamaha MotoGP												
		Runs=1	Total laps=17	Full laps=16										
Run #	1	Front Tyre	Slick-Soft	Rear Tyre	Slick-Soft									
		6 Laps at start				New Tyre								
1	2'04.116		29.276	32.340	22.199	25.768	336.5							
2	1'51.005		31.994	31.010	21.505	26.496	337.5							
3	1'49.485		31.491	30.902	21.447	25.645	336.5							
4	1'49.168		31.505	30.765	21.320	25.578	334.4							
5	1'49.155		31.417	30.739	21.344	25.655	332.3							
6	1'48.983		31.440	30.765	21.263	25.515	333.4							
7	1'48.894		31.434	30.652	21.236	25.572	333.4							
8	1'49.064		31.292	30.819	21.227	25.726	337.5							
9	1'48.942		31.323	30.780	21.184	25.655	333.4							
10	1'48.753		31.336	30.701	21.152	25.564	333.4							
11	1'51.385		32.232	31.732	21.809	25.612	336.5							
12	1'49.064		31.352	30.839	21.292	25.581	338.6							
13	1'49.155		31.331	30.895	21.325	25.604	335.4							
14	1'52.371		34.190	31.224	21.338	25.619	334.4							
15	1'48.999		31.421	30.785	21.279	25.514	335.4							
16	1'48.837		31.315	30.742	21.268	25.512	338.6							
17	1'48.909		31.241	30.765	21.429	25.474	337.5							
<b>8th</b>	<b>35</b>	<b>Cal CRUTCHLOW</b>					HONDA	GBR						
		LCR Honda CASTROL												
		Runs=2	Total laps=14	Full laps=10										
Run #	1	Front Tyre	Slick-Medium	Rear Tyre	Slick-Medium									
		7 Laps at start				New Tyre								
1	2'01.434		29.591	32.567	22.284	25.566	341.8							
2	1'50.248		32.145	31.059	21.512	25.532	341.8							
3	1'48.984		31.571	30.710	21.353	25.350	341.8							
4	1'48.820		31.365	30.885	21.222	25.348	339.6							
5	1'48.880		31.326	30.834	21.238	25.482	340.7							
6	1'49.034		31.433	30.903	21.335	25.363	340.7							
7	2'00.355 P		33.368	32.088	22.855	32.044	335.4							
<b>6th</b>	<b>20</b>	<b>Fabio QUARTARARO</b>					YAMAHA	FRA						
		Petronas Yamaha SRT												
		Runs=1	Total laps=16	Full laps=14										
Run #	1	Front Tyre	Slick-Soft	Rear Tyre	Slick-Soft									
		7 Laps at start				New Tyre								
1	2'55.489		31.657	33.945	22.460	26.212	336.5							
2	1'50.855 *		31.984	31.323*	21.945	25.603	336.5							
3	1'49.252		31.468	30.979	21.255	25.550	336.5							
4	1'48.934		31.338	30.837	21.148	25.611	334.4							
5	1'48.912		31.242	30.909	21.171	25.590	335.4							
6	1'48.998		31.254	30.943	21.227	25.574	335.4							
7	1'48.771		31.162	30.838	21.208	25.563	335.4							
8	1'49.064		31.266	30.952	21.203	25.643	336.5							
9	1'49.020		31.288	30.911	21.181	25.640	336.5							
10	1'49.087		31.295	30.941	21.196	25.655	336.5							
11	1'49.148		31.379	30.926	21.200	25.643	336.5							
12	1'49.478		31.400	31.102	21.269	25.707	336.5							
13	1'49.460		31.395	31.114	21.278	25.673	335.4							
14	1'49.516		31.464	31.092	21.264	25.696	335.4							
15	1'49.524		31.376	31.077	21.296	25.775	336.5							
16	1'49.846		31.571	31.098	21.430	25.747	337.5							
<b>9th</b>	<b>4</b>	<b>Andrea DOVIZIOSO</b>					DUCATI	ITA						
		Ducati Team												
		Runs=2	Total laps=13	Full laps=9										
Run #	1	Front Tyre	Slick-Soft	Rear Tyre	Slick-Medium									
		5 Laps at start				New Tyre								
1	2'18.640		29.683	33.000	22.523	25.782	346.1							
2	1'51.302 *		32.472	31.504	21.809	25.517*	347.3							
3	1'50.007		31.851	31.193	21.628	25.335	349.5							
4	1'49.845		31.713	31.064	21.538	25.530	338.6							
5	1'49.209		31.425	31.006	21.373	25.405	344.0							
6	1'49.545		31.616	31.099	21.375	25.455	346.1							
7	1'55.554 P		31.398	31.048	21.933	31.175	348.4							
<b>7th</b>	<b>30</b>	<b>Takaaki NAKAGAMI</b>					HONDA	JPN						
		LCR Honda IDEMITSU												
		Runs=1	Total laps=16	Full laps=15										
Run #	1	Front Tyre	Slick-Medium	Rear Tyre	Slick-Soft									
		4 Laps at start				New Tyre								
1	2'17.274		30.692	33.284	22.407	25.643	339.6							
2	1'51.401		32.417	31.506	21.878	25.600	345.0							
3	1'50.996		32.550	31.124	21.624	25.698	340.7							
4	1'49.840		31.691	31.092	21.501	25.556	333.4							
5	1'48.803		31.281	30.884	21.217	25.421	334.4							
6	1'49.731		31.421	31.368	21.436	25.506	334.4							
<b>Fastest Lap:</b>	Franco MORBIDELLI		Petronas Yamaha SR		ITA	1'48.551	31.225	30.787	21.109	25.430				

These data/results cannot be reproduced, stored and/or transmitted in whole or in part by any manner of electronic, mechanical, photocopying, recording, broadcasting or otherwise now known or herein after developed without the previous express consent by the copyright owner, except for reproduction in daily press and regular printed publications on sale to the public within 60 days of the event related to those data/results and always provided that copyright symbol appears together as follows below.  
© DORNA, 2020



## Free Practice Nr. 4

MotoGP

Lap	Lap Time	T1	T2	T3	T4	Speed	Lap	Lap Time	T1	T2	T3	T4	Speed	
<b>10th</b>	<b>43</b>	<b>Jack MILLER</b>				DUCATI	AUS	8	8'15.469	29.189	31.801	21.871	25.729	334.4
		Pramac Racing												
		Runs=2			Total laps=13			Full laps=9						
Run #	1	Front Tyre	Slick-Soft	Rear Tyre	Slick-Soft									
		7 Laps at start				3 Laps at start								
1	2'15.993	*	29.190	35.176*	22.460	25.889	344.0	9	<b>1'49.891</b>	31.992	31.041	21.505	25.353	334.4
2	<b>1'51.160</b>		32.262	31.419	21.931	25.548	341.8	10	<b>1'49.123</b>	31.626	30.874	21.385	25.238	337.5
3	<b>1'50.092</b>		31.981	31.092	21.451	25.568	342.9	11	<b>1'48.897</b>	31.562	30.751	21.257	25.327	336.5
4	<b>1'50.295</b>		31.718	31.133	21.805	25.639	339.6	12	<b>1'49.304</b>	31.651	30.975	21.363	25.315	339.6
5	<b>1'49.548</b>		31.570	31.063	21.322	25.593	338.6	13	<b>1'49.284</b>	31.579	30.860	21.440	25.405	339.6
6	2'11.824	P	39.826	33.911	26.213	31.874	332.3							
Run #	2	Front Tyre	Slick-Medium	Rear Tyre	Slick-Medium									
		New Tyre				New Tyre								
7	6'48.034		29.879	33.030	22.455	25.693	340.7							
8	<b>1'50.888</b>		32.427	31.439	21.515	25.507	344.0							
9	<b>1'49.418</b>		31.674	30.979	21.346	25.419	342.9							
10	<b>1'57.006</b>		32.323	36.480	22.532	25.671	338.6							
11	<b>1'49.375</b>		31.620	30.906	21.345	25.504	340.7							
12	<b>1'48.859</b>		31.468	30.922	21.151	25.318	345.0							
13	1'58.397	P	31.492	31.012	21.594	34.299	308.7							
<b>13th</b>	<b>33</b>	<b>Brad BINDER</b>				KTM	RSA							
		Red Bull KTM Factory Racing												
		Runs=1			Total laps=13			Full laps=11						
Run #	1	Front Tyre	Slick-Soft	Rear Tyre	Slick-Soft									
		5 Laps at start				5 Laps at start								
1	2'16.900		30.061	33.665	22.597	26.220	339.6							
2	<b>1'51.748</b>		32.548	31.487	21.785	25.928	339.6							
3	<b>1'50.901</b>		32.032	31.328	21.799	25.742	340.7							
4	<b>1'51.309</b>		31.711	31.030	22.875	25.693	337.5							
5	<b>1'49.487</b>		31.547	30.931	21.448	25.561	335.4							
6	<b>1'49.268</b>		31.484	31.046	21.264	25.474	337.5							
7	<b>1'49.586</b>		31.409	30.980	21.655	25.542	340.7							
8	<b>1'49.317</b>		31.399	30.920	21.560	25.438	340.7							
9	<b>1'49.097</b>		31.462	30.926	21.362	25.347	340.7							
10	<b>1'49.319</b>		31.531	30.930	21.470	25.388	342.9							
11	<b>1'49.548</b>		31.630	31.157	21.416	25.345	345.0							
12	<b>1'49.126</b>		31.374	30.805	21.395	25.552	337.5							
13	2'06.947	P	40.555	31.827	22.028	32.537	326.3							
<b>11th</b>	<b>42</b>	<b>Alex RINS</b>				SUZUKI	SPA							
		Team SUZUKI ECSTAR												
		Runs=2			Total laps=13			Full laps=10						
Run #	1	Front Tyre	Slick-Medium	Rear Tyre	Slick-Medium									
		New Tyre				New Tyre								
1	2'21.696		30.095	33.224	22.455	25.882	337.5							
2	<b>1'50.687</b>		32.247	31.440	21.596	25.404	338.6							
3	<b>1'50.091</b>		31.686	31.446	21.472	25.487	337.5							
4	<b>1'49.736</b>		31.545	31.086	21.380	25.725	334.4							
5	<b>1'49.394</b>		31.393	30.937	21.405	25.659	334.4							
6	1'55.942	P	31.489	31.350	21.834	31.269	334.4							
Run #	2	Front Tyre	Slick-Soft	Rear Tyre	Slick-Soft									
		5 Laps at start				5 Laps at start								
7	8'37.114		29.271	32.279	22.030	25.735	336.5							
8	<b>1'50.116</b>		31.763	31.221	21.561	25.571	334.4							
9	<b>1'48.896</b>		31.306	30.838	21.268	25.484	334.4							
10	<b>1'49.202</b>		31.325	30.903	21.384	25.590	334.4							
11	<b>1'49.116</b>		31.408	30.918	21.333	25.457	336.5							
12	<b>1'51.826</b>		31.448	31.084	21.926	27.368	323.4							
13	<b>1'49.142</b>		31.489	30.966	21.292	25.395	340.7							
<b>14th</b>	<b>9</b>	<b>Danilo PETRUCCI</b>				DUCATI	ITA							
		Ducati Team												
		Runs=2			Total laps=14			Full laps=10						
Run #	1	Front Tyre	Slick-Soft	Rear Tyre	Slick-Soft									
		10 Laps at start				5 Laps at start								
1	2'05.494		30.338	32.692	22.702	27.599	336.5							
2	<b>1'51.157</b>		32.429	31.495	21.675	25.558	338.6							
3	<b>1'50.346</b>		31.907	31.161	21.480	25.798	338.6							
4	<b>1'50.109</b>		31.788	30.955	21.445	25.921	333.4							
5	<b>1'55.986</b>		36.518	32.354	21.538	25.576	338.6							
6	<b>1'49.919</b>		31.753	31.147	21.429	25.590	339.6							
7	2'04.985	P	33.551	33.188	24.876	33.370	279.2							
Run #	2	Front Tyre	Slick-Soft	Rear Tyre	Slick-Medium									
		17 Laps at start				New Tyre								
8	6'52.379		32.113	32.515	21.992	25.780	344.0							
9	<b>1'51.683</b>		31.821	31.056	21.680	27.126	248.5							
10	<b>1'49.135</b>		31.506	30.752	21.364	25.513	338.6							
11	<b>1'50.577</b>		31.722	31.347	21.696	25.812	335.4							
12	<b>1'53.288</b>		35.111	31.165	21.489	25.523	339.6							
13	<b>1'49.820</b>		31.688	31.019	21.546	25.567	337.5							
14	2'01.469	P	33.785	33.194	22.459	32.031	336.5							
<b>12th</b>	<b>88</b>	<b>Miguel OLIVEIRA</b>				KTM	POR							
		Red Bull KTM Tech 3												
		Runs=2			Total laps=13			Full laps=10						
Run #	1	Front Tyre	Slick-Soft	Rear Tyre	Slick-Soft									
		6 Laps at start				6 Laps at start								
1	2'27.364		29.986	33.041	22.315	26.031	334.4							
2	<b>1'50.668</b>		32.258	31.233	21.588	25.589	336.5							
3	<b>1'49.668</b>		31.774	31.044	21.389	25.461	337.5							
4	<b>1'51.746</b>		33.218	31.215	21.389	25.924	329.3							
5	<b>1'49.741</b>		31.741	31.029	21.319	25.652	332.3							
6	<b>1'50.145</b>		31.802	31.163	21.593	25.587	333.4							
7	2'00.646	P	34.472	32.882	22.123	31.169	332.3							
Run #	2	Front Tyre	Slick-Medium	Rear Tyre	Slick-Medium									
		New Tyre				New Tyre								

**Fastest Lap:** Franco MORBIDELLI Petronas Yamaha SR ITA **1'48.551** 31.225 30.787 21.109 25.430

These data/results cannot be reproduced, stored and/or transmitted in whole or in part by any manner of electronic, mechanical, photocopying, recording, broadcasting or otherwise now known or herein after developed without the previous express consent by the copyright owner, except for reproduction in daily press and regular printed publications on sale to the public within 60 days of the event related to those data/results and always provided that copyright symbol appears together as follows below.

© DORNA, 2020

Official MotoGP Timing by TISSOT  
www.motogp.com



Alcañiz, Saturday, October 17, 2020

Page 3 of 5



# Free Practice Nr. 4

# MotoGP

Lap	Lap Time	T1	T2	T3	T4	Speed
4	<b>1'51.019</b>	31.904	30.989	22.516	25.610	337.5
5	<b>1'49.162</b>	31.732	<b>30.797</b>	<b>21.197</b>	<b>25.436</b>	337.5
6	<b>1'49.603</b>	<b>31.661</b>	30.895	21.388	25.659	333.4
7	<b>1'50.553</b>	32.591	31.094	21.432	25.436	336.5
8	2'00.363 P	33.959	32.876	22.237	31.291	331.3

**16th 6 Stefan BRADL** HONDA GER  
Repsol Honda Team  
Runs=1 Total laps=15 Full laps=13

Run #	1	Front Tyre	Slick-Medium	Rear Tyre	Slick-Soft
			<b>New Tyre</b>		<b>5 Laps at start</b>
1	2'15.029	29.499	33.333	22.429	26.178 337.5
2	<b>1'52.262</b>	32.625	31.645	22.128	25.864 336.5
3	<b>1'50.254</b>	32.000	31.270	21.507	25.477 340.7
4	<b>1'50.183</b>	31.597	31.160	21.751	25.675 336.5
5	<b>1'49.793</b>	31.574	31.126	21.453	25.640 334.4
6	<b>1'49.991</b>	31.721	31.261	21.386	25.623 335.4
7	<b>1'50.244</b>	31.689	31.417	21.609	25.529 338.6
8	<b>1'49.479</b>	31.569	<b>31.080</b>	<b>21.357</b>	<b>25.473</b> 340.7
9	<b>1'49.855</b>	31.744	31.087	21.367	25.657 340.7
10	<b>1'49.739</b>	31.662	31.097	<b>21.346</b>	25.634 340.7
11	<b>1'49.617</b>	<b>31.559</b>	31.118	21.379	25.561 <b>341.8</b>
12	<b>1'55.887</b>	31.821	32.693	23.747	27.626 307.8
13	<b>1'50.354</b>	31.741	31.194	21.568	25.851 334.4
14	<b>1'50.372</b>	31.669	31.205	21.675	25.823 334.4
15	2'03.741 P	36.430	32.875	22.716	31.720 335.4

**17th 38 Bradley SMITH** APRILIA GBR  
Aprilia Racing Team Gresini  
Runs=2 Total laps=13 Full laps=9

Run #	1	Front Tyre	Slick-Medium	Rear Tyre	Slick-Medium
			<b>New Tyre</b>		<b>New Tyre</b>
1	2'07.210	29.381	32.889	22.512	25.967 339.6
2	<b>1'51.626</b>	32.599	31.461	21.798	25.768 <b>341.8</b>
3	<b>1'50.898</b>	32.111	31.356	21.756	25.675 339.6
4	<b>1'50.643</b>	31.893	31.289	21.632	25.829 336.5
5	<b>1'50.378</b>	32.047	31.150	21.475	25.706 335.4
6	<b>1'50.114</b>	31.777	31.237	21.536	25.564 336.5
7	2'01.421 P	36.139	32.009	21.887	31.386 332.3
Run #	2	Front Tyre	Slick-Soft	Rear Tyre	Slick-Soft
			<b>6 Laps at start</b>		<b>6 Laps at start</b>
8	7'58.976	28.476	32.102	21.749	25.834 335.4
9	<b>1'50.302</b>	31.995	31.208	21.414	25.685 335.4
10	<b>1'49.680</b>	31.684	31.107	21.340	25.549 335.4
11	<b>1'49.627</b>	31.745	<b>31.025</b>	<b>21.327</b>	25.530 335.4
12	<b>1'49.496</b>	<b>31.610</b>	31.034	21.336	<b>25.516</b> 336.5
13	1'58.971 P	33.288	32.180	22.040	31.463 335.4

**18th 63 Francesco BAGNAIA** DUCATI ITA  
Pramac Racing  
Runs=1 Total laps=13 Full laps=10

Run #	1	Front Tyre	Slick-Medium	Rear Tyre	Slick-Soft
			<b>New Tyre</b>		<b>4 Laps at start</b>
1	2'09.760	30.222	33.498	22.748	26.338 345.0
2	<b>1'52.498</b>	32.829	32.369	21.687	25.613 <b>347.3</b>
3	<b>1'50.389</b>	31.918	31.239	21.467	25.765 345.0
4	<b>1'50.086</b>	31.856	<b>31.032</b>	21.413	25.785 342.9
5	<b>1'49.864</b>	31.682	31.081	21.439	25.662 341.8
6	<b>1'49.958</b>	31.902	31.165	21.367	25.524 344.0
7	<b>1'54.660</b>	35.452	31.629	21.851	25.728 347.3
8	<b>1'49.610</b>	31.536	31.190	21.369	<b>25.515</b> 344.0
9	1'49.797 *	<b>31.433</b>	31.266*	21.445	25.653 341.8
10	<b>1'49.524</b>	31.573	31.049	21.371	25.531 342.9
11	<b>1'49.526</b>	31.566	31.128	<b>21.263</b>	25.569 344.0
12	<b>1'49.509</b>	31.440	31.120	21.337	25.612 341.8
13	2'01.162 P	34.640	32.220	22.504	31.798 335.4

**19th 27 Iker LECUONA** KTM SPA  
Red Bull KTM Tech 3  
Runs=2 Total laps=13 Full laps=9

Run #	1	Front Tyre	Slick-Medium	Rear Tyre	Slick-Medium
			<b>New Tyre</b>		<b>New Tyre</b>
1	2'16.978	29.813	32.499	22.462	25.855 <b>344.0</b>
2	<b>1'51.515</b>	32.560	31.499	21.873	25.583 342.9
3	<b>1'49.875</b>	31.798	31.024	21.554	25.499 337.5
4	<b>1'49.694</b>	31.669	31.054	21.480	25.491 336.5
5	<b>1'49.590</b>	<b>31.553</b>	30.964	21.519	25.554 338.6
6	<b>1'52.616</b>	31.825	33.589	21.670	25.532 337.5
7	2'01.178 P	34.796	32.558	22.318	31.506 331.3
Run #	2	Front Tyre	Slick-Medium	Rear Tyre	Slick-Medium
			<b>7 Laps at start</b>		<b>7 Laps at start</b>
8	6'58.893	31.185	32.204	22.044	25.801 334.4
9	<b>1'50.782</b>	32.257	31.281	21.606	25.638 331.3
10	<b>1'50.192</b>	31.814	31.107	21.534	25.737 329.3
11	<b>1'50.042</b>	31.881	31.090	<b>21.469</b>	25.602 329.3
12	<b>1'49.555</b>	31.676	<b>30.961</b>	21.520	<b>25.398</b> 332.3
13	1'59.209 P	32.592	32.724	22.163	31.730 334.4

**20th 5 Johann ZARCO** DUCATI FRA  
Esponsorama Racing  
Runs=2 Total laps=12 Full laps=8

Run #	1	Front Tyre	Slick-Soft	Rear Tyre	Slick-Medium
			<b>13 Laps at start</b>		<b>5 Laps at start</b>
1	2'25.840	30.202	32.926	22.439	25.848 338.6
2	<b>1'51.406</b>	32.621	31.436	21.754	25.595 339.6
3	<b>1'50.207</b>	32.021	<b>31.137</b>	21.543	25.506 338.6
4	<b>1'50.555</b>	32.106	31.238	21.621	25.590 335.4
5	<b>1'50.441</b>	31.954	31.332	21.504	25.651 335.4
6	<b>1'49.977</b>	31.882	31.198	21.487	<b>25.410</b> 336.5
7	1'56.810 P	31.717	31.162	21.704	32.227 336.5
Run #	2	Front Tyre	Slick-Soft	Rear Tyre	Slick-Medium
			<b>20 Laps at start</b>		<b>12 Laps at start</b>
8	6'44.608	30.207	32.251	21.861	25.662 <b>341.8</b>
9	<b>1'50.335</b>	31.947	31.229	21.535	25.624 337.5

**Fastest Lap:** Franco MORBIDELLI Petronas Yamaha SR ITA **1'48.551** 31.225 30.787 21.109 25.430

These data/results cannot be reproduced, stored and/or transmitted in whole or in part by any manner of electronic, mechanical, photocopying, recording, broadcasting or otherwise now known or herein after developed without the previous express consent by the copyright owner, except for reproduction in daily press and regular printed publications on sale to the public within 60 days of the event related to those data/results and always provided that copyright symbol appears together as follows below.  
© DORNA, 2020



# Free Practice Nr. 4

MotoGP

Lap	Lap Time	T1	T2	T3	T4	Speed	Lap	Lap Time	T1	T2	T3	T4	Speed
10	1'49.791	31.629	31.187	21.393	25.582	336.5							
11	1'52.638	33.790	31.604	21.596	25.648	337.5							
12	1'56.308 P	31.802	31.241	21.632	31.633	336.5							

**21st** **53** **Tito RABAT** DUCATI SPA  
Esponsorama Racing

Runs=2 Total laps=15 Full laps=11

Run #	1	Front Tyre	Slick-Soft	Rear Tyre	Slick-Soft		
		5 Laps at start		5 Laps at start			
1	2'05.990	30.242	33.217	22.477	27.033	341.8	
2	1'51.838	33.247	31.537	21.514	25.540	342.9	
3	1'50.372	32.186	31.306	21.315	25.565	341.8	
4	1'50.241	31.966	30.980	21.641	25.654	339.6	
5	1'50.208	31.937	31.093	21.429	25.749	337.5	
6	1'50.107	31.992	31.041	21.377	25.697	337.5	
7	1'54.881 P	31.864	31.127	21.409	30.481	337.5	
Run #	2	Front Tyre	Slick-Soft	Rear Tyre	Slick-Medium	New Tyre	
		12 Laps at start					
8	5'02.835	31.583	33.049	22.040	26.262	335.4	
9	1'51.456	32.683	31.427	21.452	25.894	335.4	
10	1'50.368	32.150	31.169	21.349	25.700	335.4	
11	1'49.819	31.771	31.012	21.332	25.704	335.4	
12	1'49.794	31.808	30.926	21.431	25.629	337.5	
13	1'49.962	31.704	31.130	21.345	25.783	335.4	
14	1'49.833	31.808	31.114	21.332	25.579	337.5	
15	2'07.499 P	34.987	33.505	26.486	32.521	330.3	

**Fastest Lap:** Franco MORBIDELLI Petronas Yamaha SR ITA **1'48.551** 31.225 30.787 21.109 25.430

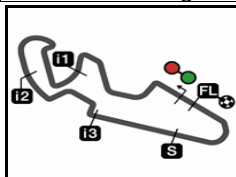
These data/results cannot be reproduced, stored and/or transmitted in whole or in part by any manner of electronic, mechanical, photocopying, recording, broadcasting or otherwise now known or herein after developed without the previous express consent by the copyright owner, except for reproduction in daily press and regular printed publications on sale to the public within 60 days of the event related to those data/results and always provided that copyright symbol appears together as follows below.  
© DORNA, 2020

Official MotoGP Timing by **TISSOT**  
www.motogp.com

Alcañiz, Saturday, October 17, 2020

Page 5 of 5





5077 m.

## GRAN PREMIO MICHELIN® DE ARAGÓN

## Free Practice Nr. 4

## Best Partial Times

MotoGP™

*IT* Ideal Lap Time, sum of the best partial times*BT* Best Lap Time

<b>T1</b>		<b>T2</b>		<b>T3</b>		<b>T4</b>				<i>IT</i>	<i>BT</i>	
<i>Pos</i>	<i>Rider</i>	<i>Time</i>	<i>Rider</i>	<i>Time</i>	<i>Rider</i>	<i>Time</i>	<i>Rider</i>	<i>Time</i>	<i>Pos</i>	<i>Rider</i>	<i>IT</i>	<i>BT</i>
1	F.QUARTARARO	31.162	M.VIÑALES	30.652	F.MORBIDELLI	21.109	M.OLIVEIRA	25.238	1	F.MORBIDELLI	1'48.449	1'48.551 (1)
2	F.MORBIDELLI	31.225	F.MORBIDELLI	30.685	F.QUARTARARO	21.148	A.DOVIZIOSO	25.263	2	A.MARQUEZ	1'48.488	1'48.656 (2)
3	A.MARQUEZ	31.233	J.MIR	30.697	J.MILLER	21.151	A.MARQUEZ	25.268	3	M.VIÑALES	1'48.519	1'48.753 (5)
4	M.VIÑALES	31.241	C.CRUTCHLOW	30.710	M.VIÑALES	21.152	P.ESPARGARO	25.313	4	C.CRUTCHLOW	1'48.606	1'48.820 (8)
5	T.NAKAGAMI	31.281	M.OLIVEIRA	30.751	A.MARQUEZ	21.177	J.MILLER	25.318	5	J.MIR	1'48.694	1'48.694 (3)
6	A.RINS	31.306	D.PETRUCCI	30.752	P.ESPARGARO	21.188	B.BINDER	25.345	6	F.QUARTARAR	1'48.697	1'48.771 (6)
7	P.ESPARGARO	31.309	A.ESPARGARO	30.797	A.ESPARGARO	21.197	C.CRUTCHLOW	25.348	7	P.ESPARGAR	1'48.721	1'48.749 (4)
8	C.CRUTCHLOW	31.326	B.BINDER	30.805	T.NAKAGAMI	21.217	T.NAKAGAMI	25.395	8	A.DOVIZIOSO	1'48.742	1'48.853 (9)
9	J.MIR	31.357	A.MARQUEZ	30.810	C.CRUTCHLOW	21.222	A.RINS	25.395	9	T.NAKAGAMI	1'48.777	1'48.803 (7)
10	A.DOVIZIOSO	31.365	F.QUARTARARO	30.837	A.DOVIZIOSO	21.225	I.LECUONA	25.398	10	B.BINDER	1'48.788	1'49.097 (13)
11	B.BINDER	31.374	A.RINS	30.838	J.MIR	21.240	J.MIR	25.400	11	A.RINS	1'48.807	1'48.896 (11)
12	F.BAGNAIA	31.433	T.NAKAGAMI	30.884	M.OLIVEIRA	21.257	J.ZARCO	25.410	12	M.OLIVEIRA	1'48.808	1'48.897 (12)
13	J.MILLER	31.468	A.DOVIZIOSO	30.889	F.BAGNAIA	21.263	F.MORBIDELLI	25.430	13	J.MILLER	1'48.843	1'48.859 (10)
14	D.PETRUCCI	31.506	J.MILLER	30.906	B.BINDER	21.264	A.ESPARGARO	25.436	14	A.ESPARGAR	1'49.091	1'49.162 (15)
15	I.LECUONA	31.553	P.ESPARGARO	30.911	A.RINS	21.268	S.BRADL	25.473	15	D.PETRUCCI	1'49.135	1'49.135 (14)
16	S.BRADL	31.559	T.RABAT	30.926	T.RABAT	21.315	M.VIÑALES	25.474	16	F.BAGNAIA	1'49.243	1'49.509 (18)
17	M.OLIVEIRA	31.562	I.LECUONA	30.961	B.SMITH	21.327	D.PETRUCCI	25.513	17	I.LECUONA	1'49.381	1'49.555 (19)
18	B.SMITH	31.610	B.SMITH	31.025	S.BRADL	21.346	F.BAGNAIA	25.515	18	S.BRADL	1'49.458	1'49.479 (16)
19	J.ZARCO	31.629	F.BAGNAIA	31.032	D.PETRUCCI	21.364	B.SMITH	25.516	19	B.SMITH	1'49.478	1'49.496 (17)
20	A.ESPARGARO	31.661	S.BRADL	31.080	J.ZARCO	21.393	T.RABAT	25.540	20	T.RABAT	1'49.485	1'49.794 (21)
21	T.RABAT	31.704	J.ZARCO	31.137	I.LECUONA	21.469	F.QUARTARARO	25.550	21	J.ZARCO	1'49.569	1'49.791 (20)

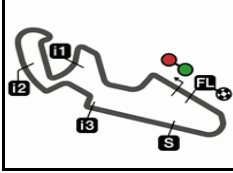
These data/results cannot be reproduced, stored and/or transmitted in whole or in part by any manner of electronic, mechanical, photocopying, recording, broadcasting or otherwise now known or herein after developed without the previous express consent by the copyright owner, except for reproduction in daily press and regular printed publications on sale to the public within 60 days of the event related to those data/results and always provided that copyright symbol appears together as follows below.

© DORNA, 2020

Official MotoGP Timing by TISSOT  
www.motogp.com








5077 m.

## GRAN PREMIO MICHELIN® DE ARAGÓN

### Free Practice Nr. 4

### Fastest Laps Sequence

<i>Practice Time</i>	 <i>Rider</i>	<i>Nation</i>	<i>Motorcycle</i>	<i>Time</i>	<i>Km/h</i>	<i>Rider's Lap</i>
<b>3'50.962</b>	21 <b>Franco MORBIDELLI</b>	ITA	YAMAHA	<b>1'50.335</b>	165.6	2
<b>3'51.682</b>	35 <b>Cal CRUTCHLOW</b>	GBR	HONDA	<b>1'50.248</b>	165.7	2
<b>5'34.189</b>	36 <b>Joan MIR</b>	SPA	SUZUKI	<b>1'49.894</b>	166.3	3
<b>5'40.033</b>	21 <b>Franco MORBIDELLI</b>	ITA	YAMAHA	<b>1'49.071</b>	167.5	3
<b>5'40.666</b>	35 <b>Cal CRUTCHLOW</b>	GBR	HONDA	<b>1'48.984</b>	167.7	3
<b>7'28.826</b>	21 <b>Franco MORBIDELLI</b>	ITA	YAMAHA	<b>1'48.793</b>	167.9	4
<b>13'51.211</b>	20 <b>Fabio QUARTARARO</b>	FRA	YAMAHA	<b>1'48.771</b>	168.0	7
<b>18'27.565</b>	12 <b>Maverick VIÑALES</b>	SPA	YAMAHA	<b>1'48.753</b>	168.0	10
<b>25'14.946</b>	21 <b>Franco MORBIDELLI</b>	ITA	YAMAHA	<b>1'48.694</b>	168.1	11
<b>25'43.384</b>	73 <b>Alex MARQUEZ</b>	SPA	HONDA	<b>1'48.656</b>	168.2	12
<b>28'52.479</b>	21 <b>Franco MORBIDELLI</b>	ITA	YAMAHA	<b>1'48.551</b>	168.3	13

These data/results cannot be reproduced, stored and/or transmitted in whole or in part by any manner of electronic, mechanical, photocopying, recording, broadcasting or otherwise now known or herein after developed without the previous express consent by the copyright owner, except for reproduction in daily press and regular printed publications on sale to the public within 60 days of the event related to those data/results and always provided that copyright symbol appears together as follows below.

© DORNA, 2020

Official MotoGP Timing by TISSOT  
www.motogp.com

Alcañiz, Saturday, October 17, 2020

