


4318 m.

myWorld MOTORRAD GRAND PRIX VON ÖSTERREICH

Race PART 1

Classification after 8 laps = 34.544 km

29

Pos		Rider	Nation	Team	Motorcycle	Total Time	Km/h	Gap
1	25	44 Poi ESPARGARO	SPA	Red Bull KTM Factory Racing	KTM	11'24.065	181.7	
2	20	4 Andrea DOVIZIOSO	ITA	Ducati Team	DUCATI	11'24.564	181.6	0.499
3	16	43 Jack MILLER	AUS	Pramac Racing	DUCATI	11'24.756	181.6	0.691
4	13	36 Joan MIR	SPA	Team SUZUKI ECSTAR	SUZUKI	11'24.810	181.5	0.745
5	11	88 Miguel OLIVEIRA	POR	Red Bull KTM Tech 3	KTM	11'25.338	181.4	1.273
6	10	12 Maverick VIÑALES	SPA	Monster Energy Yamaha MotoGP	YAMAHA	11'26.795	181.0	2.730
7	9	46 Valentino ROSSI	ITA	Monster Energy Yamaha MotoGP	YAMAHA	11'27.090	180.9	3.025
8	8	21 Franco MORBIDELLI	ITA	Petronas Yamaha SRT	YAMAHA	11'27.821	180.8	3.756
9	7	5 Johann ZARCO	FRA	Esponsorama Racing	DUCATI	11'27.931	180.7	3.866
10	6	42 Alex RINS	SPA	Team SUZUKI ECSTAR	SUZUKI	11'28.271	180.6	4.206
11	5	33 Brad BINDER	RSA	Red Bull KTM Factory Racing	KTM	11'28.509	180.6	4.444
12	4	41 Aleix ESPARGARO	SPA	Aprilia Racing Team Gresini	APRILIA	11'29.874	180.2	5.809
13	3	9 Daniilo PETRUCCI	ITA	Ducati Team	DUCATI	11'30.152	180.1	6.087
14	2	30 Takaaki NAKAGAMI	JPN	LCR Honda IDEMITSU	HONDA	11'32.031	179.7	7.966
15	1	73 Alex MARQUEZ	SPA	Repsol Honda Team	HONDA	11'32.526	179.5	8.461
16		35 Cal CRUTCHLOW	GBR	LCR Honda CASTROL	HONDA	11'32.927	179.4	8.862
17		38 Bradley SMITH	GBR	Aprilia Racing Team Gresini	APRILIA	11'33.574	179.3	9.509
18		27 Iker LECUONA	SPA	Red Bull KTM Tech 3	KTM	11'33.854	179.2	9.789
19		6 Stefan BRADL	GER	Repsol Honda Team	HONDA	11'35.521	178.7	11.456
20		51 Michele PIRRO	ITA	Pramac Racing	DUCATI	11'36.673	178.5	12.608
21		53 Tito RABAT	SPA	Esponsorama Racing	DUCATI	11'36.904	178.4	12.839
22		20 Fabio QUARTARARO	FRA	Petronas Yamaha SRT	YAMAHA	11'38.615	178.0	14.550

The results are provisional until the end of the limit for protest and appeals.

Time limit for protest expires 30' after publication of the results - Time:

These data/results cannot be reproduced, stored and/or transmitted in whole or in part by any manner of electronic, mechanical, photocopying, recording, broadcasting or otherwise now known or herein after developed without the previous express consent by the copyright owner, except for reproduction in daily press and regular printed publications on sale to the public within 60 days of the event related to those data/results and always provided that copyright symbol appears together as follows below.

© DORNA, 2020

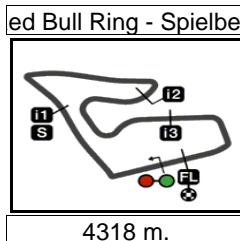


myWorld MOTORRAD GRAND PRIX VON ÖSTERREICH

Race PART 1

Classification after 8 laps = 34.544 km

29



Pos	Rider	Nation	Team	Motorcycle	Total Time	Km/h	Gap
-----	-------	--------	------	------------	------------	------	-----

Race condition: **Dry**Air: **27°**Humidity: **45%**Ground: **53°**

Pole Position:

Maverick VIÑALES

1'23.450

186.2 Km/h

Fastest Lap:

Best Race Lap:

All Time Lap Record:

2019

Andrea DOVIZIOSO

1'23.827

185.4 Km/h

2019

Marc MARQUEZ

1'23.027

187.2 Km/h

13:40'07

13:58'04

14:00'21

14:02'09

14:12'00

Franco MORBIDELLI

14:12'00

Johann ZARCO

14:12'18

14:12'19

14:12'20

14:13'28

Valentino ROSSI

14:13'28

Aleix ESPARGARO

14:13'28

Alex RINS

14:13'28

Danilo PETRUCCI

14:13'29

Alex MARQUEZ

14:13'30

Takaaki NAKAGAMI

14:13'30

Cal CRUTCHLOW

14:13'30

Bradley SMITH

14:13'31

Stefan BRADL

14:13'31

Fabio QUARTARARO

14:13'32

Iker LECUONA

14:13'34

Michele PIRRO

14:13'37

Tito RABAT

14:14'59

Andrea DOVIZIOSO

14:15'00

Pol ESPARGARO

14:15'01

Joan MIR

14:15'02

Jack MILLER

14:15'04

Maverick VIÑALES

14:15'04

Miguel OLIVEIRA

14:15'05

Brad BINDER

SIGHTING LAP START

WARM UP LAP START

RACE START

No jump start

crashed out - Rider OK

crashed out - Rider OK

Red flag

Race Interrupted after 8 full laps completed

Restarted race will be for 20 laps

entered pits

entered pits

entered pits

entered pits

entered pits

entered pits

entered pits

entered pits

entered pits

entered pits

entered pits

entered pits

entered pits

entered pits

entered pits

entered pits

entered pits

entered pits

entered pits

entered pits

The results are provisional until the end of the limit for protest and appeals.

Time limit for protest expires 30' after publication of the results - Time:

These data/results cannot be reproduced, stored and/or transmitted in whole or in part by any manner of electronic, mechanical, photocopying, recording, broadcasting or otherwise now known or herein after developed without the previous express consent by the copyright owner, except for reproduction in daily press and regular printed publications on sale to the public within 60 days of the event related to those data/results and always provided that copyright symbol appears together as follows below.

© DORNA, 2020

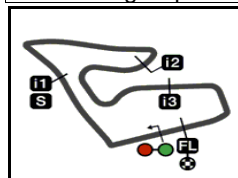
Official MotoGP Timing by TISSOT

www.motogp.com

Spielberg, Sunday, August 16, 2020

Page 2 of 2





myWorld MOTORRAD GRAND PRIX VON ÖSTERREICH

Race PART 1

Lap Chart

31

4318 m.

Pos	1	2	3	4	5	6	7	8	9	10	11	12	13	14	15	16	17	18	19	20	21	22
Grid	12	43	20	4	44	36	21	42	5	30	88	46	9	41	35	27	33	73	6	38	53	51



1	43	4	44	36	12	42	21	20	46	88	5	30	73	9	33	41	38	6	53	35	27	51
2	43	4	44	36	12	20	21	46	88	5	42	33	9	41	73	30	38	6	35	53	51	27
3	43	4	44	36	12	20	21	46	88	5	42	33	9	41	73	30	38	6	35	53	27	51
4	43	44	4	36	20	12	21	88	46	42	5	33	9	41	73	30	38	35	6	53	27	51
5	43	44	36	4	20	12	88	46	21	5	33	42	41	9	73	30	38	35	6	27	53	51
6	44	43	36	4	88	12	46	21	5	42	33	41	9	30	73	38	35	27	6	53	51	20
7	44	43	36	4	88	12	46	21	5	33	42	41	9	30	73	35	38	27	6	53	51	20
8	44	4	43	36	88	12	46	21	5	42	33	41	9	30	73	35	38	27	6	51	53	20

L
a
p
s

Winner Lapped rider

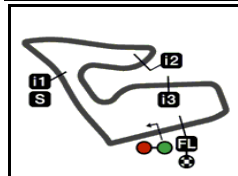
These data/results cannot be reproduced, stored and/or transmitted in whole or in part by any manner of electronic, mechanical, photocopying, recording, broadcasting or otherwise now known or herein after developed without the previous express consent by the copyright owner, except for reproduction in daily press and regular printed publications on sale to the public within 60 days of the event related to those data/results and always provided that copyright symbol appears together as follows below.

© DORNA, 2020

Official MotoGP Timing by TISSOT
www.motogp.com

Spielberg, Sunday, August 16, 2020






4318 m.

myWorld MOTORRAD GRAND PRIX VON ÖSTERREICH

Race PART 1

Fastest Lap of Each Rider

32

	Rider	Nation	Team	Motorcycle	Time	Lap	Total	Gap
1	44 Po ESPARGARO	SPA	Red Bull KTM Factory Racing	KTM	1'24.653	8	8	
2	88 Miguel OLIVEIRA	POR	Red Bull KTM Tech 3	KTM	1'24.693	6	8	0.040 0.040
3	4 Andrea DOVIZIOSO	ITA	Ducati Team	DUCATI	1'24.704	8	8	0.051 0.011
4	36 Joan MIR	SPA	Team SUZUKI ECSTAR	SUZUKI	1'24.790	7	8	0.137 0.086
5	43 Jack MILLER	AUS	Pramac Racing	DUCATI	1'24.800	7	8	0.147 0.010
6	33 Brad BINDER	RSA	Red Bull KTM Factory Racing	KTM	1'24.841	3	8	0.188 0.041
7	20 Fabio QUARTARARO	FRA	Petronas Yamaha SRT	YAMAHA	1'24.882	3	8	0.229 0.041
8	46 Valentino ROSSI	ITA	Monster Energy Yamaha MotoGP	YAMAHA	1'24.890	6	8	0.237 0.008
9	12 Maverick VIÑALES	SPA	Monster Energy Yamaha MotoGP	YAMAHA	1'24.896	8	8	0.243 0.006
10	42 Alex RINS	SPA	Team SUZUKI ECSTAR	SUZUKI	1'24.907	6	8	0.254 0.011
11	21 Franco MORBIDELLI	ITA	Petronas Yamaha SRT	YAMAHA	1'25.037	3	8	0.384 0.130
12	5 Johann ZARCO	FRA	Esponsorama Racing	DUCATI	1'25.043	3	8	0.390 0.006
13	9 Danilo PETRUCCI	ITA	Ducati Team	DUCATI	1'25.162	6	8	0.509 0.119
14	41 Aleix ESPARGARO	SPA	Aprilia Racing Team Gresini	APRILIA	1'25.192	8	8	0.539 0.030
15	27 Iker LECUONA	SPA	Red Bull KTM Tech 3	KTM	1'25.271	7	8	0.618 0.079
16	35 Cal CRUTCHLOW	GBR	LCR Honda CASTROL	HONDA	1'25.369	4	8	0.716 0.098
17	30 Takaaki NAKAGAMI	JPN	LCR Honda IDEMITSU	HONDA	1'25.396	8	8	0.743 0.027
18	73 Alex MARQUEZ	SPA	Repsol Honda Team	HONDA	1'25.482	8	8	0.829 0.086
19	38 Bradley SMITH	GBR	Aprilia Racing Team Gresini	APRILIA	1'25.529	5	8	0.876 0.047
20	6 Stefan BRADL	GER	Repsol Honda Team	HONDA	1'25.622	3	8	0.969 0.093
21	51 Michele PIRRO	ITA	Pramac Racing	DUCATI	1'25.677	5	8	1.024 0.055
22	53 Tito RABAT	SPA	Esponsorama Racing	DUCATI	1'25.801	3	8	1.148 0.124

These data/results cannot be reproduced, stored and/or transmitted in whole or in part by any manner of electronic, mechanical, photocopying, recording, broadcasting or otherwise now known or herein after developed without the previous express consent by the copyright owner, except for reproduction in daily press and regular printed publications on sale to the public within 60 days of the event related to those data/results and always provided that copyright symbol appears together as follows below.

© DORNA, 2020

Official MotoGP Timing by TISSOT
www.motogp.com

Spielberg, Sunday, August 16, 2020



myWorld MOTORRAD GRAND PRIX VON ÖSTERREICH

After the Race PART 2

Event Best Maximum Speed**33****Rider****Nation Team****Motorcycle Km/h**

Rider	Nation Team	Motorcycle	Km/h	
4 Andrea DOVIZIOSO	ITA Ducati Team	DUCATI	320.4	Race PART 1
43 Jack MILLER	AUS Pramac Racing	DUCATI	317.6	Warm Up
88 Miguel OLIVEIRA	POR Red Bull KTM Tech 3	KTM	315.7	Race PART 2
38 Bradley SMITH	GBR Aprilia Racing Team Gresini	APRILIA	314.8	Race PART 1
53 Tito RABAT	SPA Esponsorama Racing	DUCATI	314.8	Race PART 2
51 Michele PIRRO	ITA Pramac Racing	DUCATI	314.8	Race PART 2
5 Johann ZARCO	FRA Esponsorama Racing	DUCATI	314.8	Race PART 1
36 Joan MIR	SPA Team SUZUKI ECSTAR	SUZUKI	313.9	Race PART 2
42 Alex RINS	SPA Team SUZUKI ECSTAR	SUZUKI	313.9	Race PART 1
44 Po ESPARGARO	SPA Red Bull KTM Factory Racing	KTM	313.9	Free Practice Nr. 4
9 Daniilo PETRUCCI	ITA Ducati Team	DUCATI	313.0	Race PART 2
73 Alex MARQUEZ	SPA Repsol Honda Team	HONDA	313.0	Race PART 2
33 Brad BINDER	RSA Red Bull KTM Factory Racing	KTM	313.0	Race PART 1
6 Stefan BRADL	GER Repsol Honda Team	HONDA	312.1	Race PART 2
35 Cal CRUTCHLOW	GBR LCR Honda CASTROL	HONDA	312.1	Race PART 2
41 Aleix ESPARGARO	SPA Aprilia Racing Team Gresini	APRILIA	312.1	Warm Up
30 Takaaki NAKAGAMI	JPN LCR Honda IDEMITSU	HONDA	311.2	Race PART 1
27 Iker LECUONA	SPA Red Bull KTM Tech 3	KTM	311.2	Race PART 1
12 Maverick VIÑALES	SPA Monster Energy Yamaha MotoGP	YAMAHA	310.3	Race PART 1
46 Valentino ROSSI	ITA Monster Energy Yamaha MotoGP	YAMAHA	308.5	Race PART 2
21 Franco MORBIDELLI	ITA Petronas Yamaha SRT	YAMAHA	308.5	Free Practice Nr. 4
20 Fabio QUARTARARO	FRA Petronas Yamaha SRT	YAMAHA	308.5	Warm Up

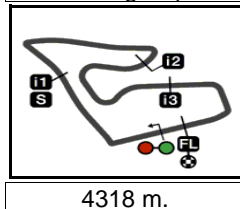
These data/results cannot be reproduced, stored and/or transmitted in whole or in part by any manner of electronic, mechanical, photocopying, recording, broadcasting or otherwise now known or herein after developed without the previous express consent by the copyright owner, except for reproduction in daily press and regular printed publications on sale to the public within 60 days of the event related to those data/results and always provided that copyright symbol appears together as follows below.

© DORNA, 2020

Official MotoGP Timing by TISSOT
www.motogp.com

Spielberg, Sunday, August 16, 2020





4318 m.

* Lap / Sector time cancelled **T1** Time from finish line to 1st intermediate **T3** Time from 2nd intermed. to 3rd intermed.
P Crossing the finish line in pit lane **T2** Time from 1st intermed. to 2nd intermed. **T4** Time from 3rd intermediate to finish line
****** Tyre data subject to further updates

Lap	Lap Time	T1	T2	T3	T4	Speed	Lap	Lap Time	T1	T2	T3	T4	Speed	
1st	44	Po ESPARGARO KTM SPA Red Bull KTM Factory Racing						Run # 1	Front Tyre	Slick-Medium	Rear Tyre	Slick-Medium		
										New Tyre		New Tyre		
1	1'29.677	21.334	27.437	24.128	16.778	305.9	1	1'29.819	21.293	27.648	24.134	16.744	306.8	
2	1'25.138	17.511	26.986	23.865	16.776	308.5	2	1'25.066	17.563	26.898	23.920	16.685	310.3	
3	1'25.273	17.499	27.046	23.968	16.760	309.4	3	1'25.276	17.583	26.969	24.023	16.701	310.3	
4	1'24.843	17.540	26.875	23.785	16.643	310.3	4	1'25.049	17.616	27.321	23.620	16.492	310.3	
5	1'25.045	17.455	27.198	23.814	16.578	309.4	5	1'24.876	17.579	27.018	23.724	16.555	312.1	
6	1'24.752	17.361	26.839	23.796	16.756	310.3	6	1'24.849	17.479	26.884	23.692	16.794	311.2	
7	1'24.684	17.404	26.652	23.975	16.653	307.6	7	1'24.790	17.488	26.794	23.929	16.579	313.0	
8	1'24.653	17.395	26.639	24.032	16.587	305.9	8	1'25.085	17.481	27.027	23.797	16.780	311.2	
2nd	4	Andrea DOVIZIOSO DUCATI ITA Ducati Team						Run # 1	Front Tyre	Slick-Hard	Rear Tyre	Slick-Medium		
										New Tyre		New Tyre		
1	1'29.508	21.130	27.391	24.314	16.673	313.0	1	1'30.876	22.088	27.824	24.156	16.808	294.2	
2	1'25.179	17.447	26.894	24.181	16.657	313.9	2	1'25.358	17.571	27.267	23.881	16.639	308.5	
3	1'25.205	17.402	27.008	24.141	16.654	313.9	3	1'24.961	17.595	27.119	23.705	16.542	311.2	
4	1'25.136	17.502	26.861	24.036	16.737	313.9	4	1'25.010	17.463	27.092	23.868	16.587	310.3	
5	1'25.230	17.441	27.280	23.883	16.626	319.5	5	1'24.923	17.626	27.036	23.758	16.503	308.5	
6	1'24.894	17.376	26.848	24.123	16.547	320.4	6	1'24.693	17.466	26.796	23.866	16.565	312.1	
7	1'24.708	17.427	26.882	23.853	16.546	319.5	7	1'24.824	17.442	26.978	23.825	16.579	309.4	
8	1'24.704	17.399	26.811	23.846	16.648	310.3	8	1'24.693	17.388	26.889	23.865	16.551	308.5	
3rd	43	Jack MILLER DUCATI AUS Pramac Racing						Run # 1	Front Tyre	Slick-Medium	Rear Tyre	Slick-Medium		
										New Tyre		New Tyre		
1	1'29.083	20.807	26.995	24.467	16.814	305.9	1	1'30.056	21.071	27.750	24.463	16.772	302.5	
2	1'25.425	17.533	26.850	24.271	16.771	309.4	2	1'25.016	17.571	26.895	23.964	16.586	305.9	
3	1'25.237	17.402	26.972	24.165	16.698	311.2	3	1'25.206	17.523	27.044	24.050	16.589	310.3	
4	1'25.033	17.443	26.714	24.167	16.709	310.3	4	1'25.548 *	17.607	27.524	23.876	16.541 *	306.8	
5	1'24.935	17.419	26.728	24.117	16.671	310.3	5	1'24.936 *	17.572 *	26.858	23.903	16.603	308.5	
6	1'25.151	17.371	26.682	24.173	16.925	311.2	6	1'25.921	17.517	27.590	24.110	16.704	309.4	
7	1'24.800	17.387	26.729	24.038	16.646	313.0	7	1'25.216	17.656	26.965	23.997	16.598	305.0	
8	1'25.092	17.352	26.783	24.087	16.870	312.1	8	1'24.896	17.484	26.842	24.013	16.557	304.2	
4th	36	Joan MIR SUZUKI SPA Team SUZUKI ECSTAR						Run # 1	Front Tyre	Slick-Medium	Rear Tyre	Slick-Medium		
										New Tyre		New Tyre		
1	1'30.773	21.827	27.909	24.231	16.806	302.5	1	1'30.773	21.827	27.909	24.231	16.806	302.5	
2	1'25.381	17.532	27.215	23.961	16.673	305.9	2	1'25.381	17.532	27.215	23.961	16.673	305.9	

Fastest Lap: Po ESPARGARO Red Bull KTM Factory SPA **1'24.653** 17.395 26.639 24.032 16.587

These data/results cannot be reproduced, stored and/or transmitted in whole or in part by any manner of electronic, mechanical, photocopying, recording, broadcasting or otherwise now known or herein after developed without the previous express consent by the copyright owner, except for reproduction in daily press and regular printed publications on sale to the public within 60 days of the event related to those data/results and always provided that copyright symbol appears together as follows below.
 © DORNA, 2020



Race PART 1

MotoGP

Lap	Lap Time	T1	T2	T3	T4	Speed	Lap	Lap Time	T1	T2	T3	T4	Speed
3	1'25.002	17.542	26.998	23.842	16.620	304.2	4	1'24.860	17.494	26.946	23.784	16.636	307.6
4	1'25.612	17.634	27.190	23.920	16.868	308.5	5	1'25.267	17.567	27.245	23.885	16.570	311.2
5	1'25.097	17.490	27.154	23.829	16.624	303.3	6	1'25.320	17.562	27.151	23.779	16.828	309.4
6	1'24.890	17.545	26.838	23.850	16.657	303.3	7	1'25.140	17.543	27.191	23.810	16.596	313.0
7	1'25.373 *	17.693*	27.145	23.883	16.652	298.3	8	1'25.539	17.492	27.533	23.892	16.622	310.3
8	1'24.962	17.493	26.862	23.921	16.686	305.0							

8th **21** **Franco MORBIDELLI** YAMAHA ITA
Petronas Yamaha SRT

12th **41** **Aleix ESPARGARO** APRILIA SPA
Aprilia Racing Team Gresini

Run #	1	Front Tyre	Slick-Medium	Rear Tyre	Slick-Medium	Speed
		New Tyre		New Tyre		
1	1'30.510	21.717	27.689	24.285	16.819	300.8
2	1'25.402	17.630	27.224	23.955	16.593	304.2
3	1'25.037	17.490	27.015	23.879	16.653	306.8
4	1'25.213	17.608	27.059	23.889	16.657	305.9
5	1'25.874	17.781	27.327	23.922	16.844	305.9
6	1'25.275	17.650	27.005	23.974	16.646	307.6
7	1'25.311	17.615	27.031	23.944	16.721	305.0
8	1'25.199	17.505	26.955	24.049	16.690	302.5

Run #	1	Front Tyre	Slick-Medium	Rear Tyre	Slick-Soft	Speed
		New Tyre		New Tyre		
1	1'32.051	22.298	28.432	24.396	16.925	302.5
2	1'25.894	17.675	27.443	23.934	16.842	286.4
3	1'25.427	17.560	27.216	23.933	16.718	310.3
4	1'25.451	17.577	27.115	23.992	16.767	310.3
5	1'25.285	17.668	26.987	23.896	16.734	308.5
6	1'25.336	17.592	26.936	23.958	16.850	309.4
7	1'25.238	17.690	26.863	23.930	16.755	309.4
8	1'25.192	17.576	26.951	23.955	16.710	308.5

9th **5** **Johann ZARCO** DUCATI FRA
Esponsorama Racing

13th **9** **Daniilo PETRUCCI** DUCATI ITA
Ducati Team

Run #	1	Front Tyre	Slick-Medium	Rear Tyre	Slick-Soft	Speed
		New Tyre		New Tyre		
1	1'31.036	21.933	28.118	24.283	16.702	290.3
2	1'25.340	17.497	27.371	23.879	16.593	300.0
3	1'25.043	17.575	27.199	23.683	16.586	314.8
4	1'25.591	17.512	27.362	24.144	16.573	311.2
5	1'25.311	17.536	27.191	23.800	16.784	312.1
6	1'25.191	17.467	27.195	23.882	16.647	311.2
7	1'25.272	17.526	27.181	23.943	16.622	309.4
8	1'25.147	17.416	27.127	23.908	16.696	305.0

Run #	1	Front Tyre	Slick-Medium	Rear Tyre	Slick-Soft	Speed
		New Tyre		New Tyre		
1	1'31.856	22.002	28.586	24.215	17.053	290.3
2	1'25.874	17.763	27.255	24.009	16.847	310.3
3	1'25.508	17.639	27.268	23.856	16.745	309.4
4	1'25.536	17.525	27.169	23.915	16.927	308.5
5	1'25.757	17.784	27.237	24.009	16.727	309.4
6	1'25.162	17.492	26.979	23.964	16.727	311.2
7	1'25.258	17.503	27.119	23.870	16.766	307.6
8	1'25.201	17.532	27.024	23.953	16.692	310.3

10th **42** **Alex RINS** SUZUKI SPA
Team SUZUKI ECSTAR

14th **30** **Takaaki NAKAGAMI** HONDA JPN
LCR Honda IDEMITSU

Run #	1	Front Tyre	Slick-Medium	Rear Tyre	Slick-Soft	Speed
		New Tyre		New Tyre		
1	1'30.167	21.445	27.679	24.202	16.841	302.5
2	1'26.449	17.699	28.264	23.795	16.691	310.3
3	1'25.172	17.515	27.262	23.684	16.711	313.0
4	1'25.056	17.503	27.184	23.714	16.655	310.3
5	1'25.976	17.623	28.022	23.694	16.637	312.1
6	1'24.907	17.452	27.154	23.634	16.667	313.0
7	1'25.409	17.544	27.412	23.759	16.694	311.2
8	1'25.135	17.503	27.193	23.677	16.762	313.9

Run #	1	Front Tyre	Slick-Medium	Rear Tyre	Slick-Soft	Speed
		New Tyre		New Tyre		
1	1'31.714	21.920	28.085	24.263	17.446	300.0
2	1'26.630	17.759	28.080	23.981	16.810	305.0
3	1'25.734	17.636	27.437	23.930	16.731	310.3
4	1'25.674	17.702	27.382	23.917	16.673	309.4
5	1'25.448	17.580	27.208	23.951	16.709	311.2
6	1'25.997 *	17.789*	27.486	23.956	16.766	302.5
7	1'25.438	17.660	27.126	23.988	16.664	305.9
8	1'25.396	17.669	27.098	23.982	16.647	305.9

11th **33** **Brad BINDER** KTM RSA
Red Bull KTM Factory Racing

15th **73** **Alex MARQUEZ** HONDA SPA
Repsol Honda Team

Run #	1	Front Tyre	Slick-Hard	Rear Tyre	Slick-Medium	Speed
		New Tyre		New Tyre		
1	1'31.926	22.450	28.236	24.246	16.994	300.0
2	1'25.616	17.748	27.289	24.000	16.579	293.4
3	1'24.841	17.555	26.999	23.770	16.517	305.9

Run #	1	Front Tyre	Slick-Medium	Rear Tyre	Slick-Soft	Speed
		New Tyre		New Tyre		
1	1'31.818	22.119	28.405	24.253	17.041	296.7
2	1'26.442	17.863	27.799	23.988	16.792	303.3
3	1'25.703	17.652	27.393	23.900	16.758	310.3
4	1'25.557	17.630	27.206	23.955	16.766	309.4

Fastest Lap: Pol ESPARGARO Red Bull KTM Factory SPA 1'24.653 17.395 26.639 24.032 16.587

These data/results cannot be reproduced, stored and/or transmitted in whole or in part by any manner of electronic, mechanical, photocopying, recording, broadcasting or otherwise now known or herein after developed without the previous express consent by the copyright owner, except for reproduction in daily press and regular printed publications on sale to the public within 60 days of the event related to those data/results and always provided that copyright symbol appears together as follows below.
© DORNA, 2020



Race PART 1

MotoGP

Lap	Lap Time	T1	T2	T3	T4	Speed	Lap	Lap Time	T1	T2	T3	T4	Speed
5	1'25.659	17.637	27.167	24.052	16.803	309.4	6	1'26.276	17.666	27.424	24.184	17.002	308.5
6	1'26.276 *	17.802*	27.341	24.055	17.078	312.1	7	1'25.928	17.645	27.240	24.164	16.879	310.3
7	1'25.589	17.580	27.238	23.962	16.809	311.2	8	1'26.211	17.693	27.427	24.225	16.866	306.8
8	1'25.482	17.627	27.088	24.017	16.750	309.4							

16th 35 Cal CRUTCHLOW HONDA GBR
LCR Honda CASTROL

Run #	1	Front Tyre	Slick-Medium	Rear Tyre	Slick-Medium	Speed
			New Tyre			
1	1'33.128	22.352	29.016	24.640	17.120	300.0
2	1'26.352	17.811	27.656	24.069	16.816	305.0
3	1'25.554	17.589	27.295	23.920	16.750	308.5
4	1'25.369	17.547	27.171	23.939	16.712	308.5
5	1'25.412	17.536	27.174	23.963	16.739	309.4
6	1'25.921	17.616	27.399	23.975	16.931	312.1
7	1'25.528	17.633	27.254	23.942	16.699	312.1
8	1'25.663	17.566	27.261	24.119	16.717	310.3

17th 38 Bradley SMITH APRILIA GBR
Aprilia Racing Team Gresini

Run #	1	Front Tyre	Slick-Hard	Rear Tyre	Slick-Soft	Speed
			New Tyre			
1	1'32.284	22.544	28.187	24.563	16.990	283.4
2	1'26.305	17.686	27.819	24.019	16.781	309.4
3	1'25.669	17.562	27.485	23.899	16.723	312.1
4	1'25.744	17.694	27.354	23.934	16.762	314.8
5	1'25.529	17.529	27.366	23.913	16.721	313.9
6	1'26.104 *	17.805*	27.410	24.004	16.885	309.4
7	1'26.310	17.622	27.785	24.044	16.859	313.0
8	1'25.629	17.637	27.111	24.138	16.743	309.4

18th 27 Iker LECUONA KTM SPA
Red Bull KTM Tech 3

Run #	1	Front Tyre	Slick-Hard	Rear Tyre	Slick-Medium	Speed
			New Tyre			
1	1'33.180	22.582	28.971	24.588	17.039	296.7
2	1'27.053	17.780	28.216	24.233	16.824	302.5
3	1'26.102	17.608	27.721	24.030	16.743	311.2
4	1'25.533	17.732	27.213	23.938	16.650	304.2
5	1'25.740	17.615	27.435	23.816	16.874	305.9
6	1'25.582	17.622	27.063	24.137	16.760	305.9
7	1'25.271	17.517	27.041	23.951	16.762	304.2
8	1'25.393	17.600	27.167	23.909	16.717	305.9

19th 6 Stefan BRADL HONDA GER
Repsol Honda Team

Run #	1	Front Tyre	Slick-Medium	Rear Tyre	Slick-Soft	Speed
			New Tyre			
1	1'32.559	22.448	28.513	24.487	17.111	294.2
2	1'26.613	17.816	27.725	24.184	16.888	309.4
3	1'25.622	17.574	27.221	23.996	16.831	309.4
4	1'26.478 *	17.703*	27.822	24.079	16.874	308.5
5	1'25.834	17.661	27.179	24.111	16.883	308.5

Fastest Lap: Pol ESPARGARO Red Bull KTM Factory SPA 1'24.653 17.395 26.639 24.032 16.587

These data/results cannot be reproduced, stored and/or transmitted in whole or in part by any manner of electronic, mechanical, photocopying, recording, broadcasting or otherwise now known or herein after developed without the previous express consent by the copyright owner, except for reproduction in daily press and regular printed publications on sale to the public within 60 days of the event related to those data/results and always provided that copyright symbol appears together as follows below.
© DORNA, 2020

Official MotoGP Timing by **TISSOT**
www.motogp.com

Spielberg, Sunday, August 16, 2020

Page 3 of 3



20th 51 Michele PIRRO DUCATI ITA
Pramac Racing

Run #	1	Front Tyre	Slick-Medium	Rear Tyre	Slick-Soft	Speed
			New Tyre			
1	1'33.674	22.739	29.004	24.749	17.182	291.1
2	1'26.449	17.784	27.658	24.196	16.811	309.4
3	1'26.449 *	17.618	27.556	24.232	17.043*	311.2
4	1'25.895	17.589	27.393	24.133	16.780	313.0
5	1'25.677	17.659	27.286	24.056	16.676	309.4
6	1'25.726	17.538	27.303	24.074	16.811	311.2
7	1'26.020	17.742	27.471	23.945	16.862	307.6
8	1'26.783	17.662	28.072	24.354	16.695	306.8

21st 53 Tito RABAT DUCATI SPA
Esponsorama Racing

Run #	1	Front Tyre	Slick-Medium	Rear Tyre	Slick-Soft	Speed
			New Tyre			
1	1'33.057	22.683	28.620	24.566	17.188	288.0
2	1'26.882	17.729	27.989	24.200	16.964	303.3
3	1'25.801	17.642	27.162	24.157	16.840	308.5
4	1'25.822	17.584	27.178	24.084	16.976	305.0
5	1'26.213	17.863	27.239	24.020	17.091	308.5
6	1'25.925	17.697	27.212	24.045	16.971	311.2
7	1'26.145 *	17.862*	27.258	24.040	16.985	300.0
8	1'27.059	17.705	28.161	24.366	16.827	307.6

22nd 20 Fabio QUARTARARO YAMAHA FRA
Petronas Yamaha SRT

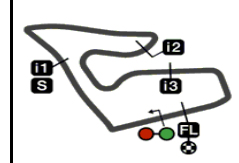
Run #	1	Front Tyre	Slick-Medium	Rear Tyre	Slick-Soft	Speed
			New Tyre			
1	1'30.625	21.881	27.741	24.235	16.768	298.3
2	1'25.097	17.596	27.016	23.922	16.563	308.5
3	1'24.882	17.458	26.919	23.899	16.606	305.0
4	1'25.139	17.530	27.170	23.908	16.531	308.5
5	1'24.939	17.516	26.872	23.946	16.605	305.9
6	1'37.950	17.574	38.345	25.429	16.602	306.8
7	1'25.091	17.602	26.939	24.060	16.490	302.5
8	1'24.892	17.541	26.802	23.990	16.559	302.5

myWorld MOTORRAD GRAND PRIX VON ÖSTERREICH

Race PART 1

Analysis by Lap

35



4318 m.

Num Lap Time Gap

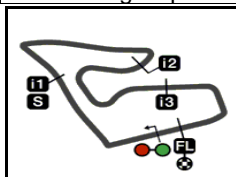
Num	Lap	Time	Gap
Lap 1			
43	1	1'29.083	
4	1	1'29.508	0.425
44	1	1'29.677	0.594
36	1	1'29.819	0.736
12	1	1'30.056	0.973
42	1	1'30.167	1.084
21	1	1'30.510	1.427
20	1	1'30.625	1.542
46	1	1'30.773	1.690
88	1	1'30.876	1.793
5	1	1'31.036	1.953
30	1	1'31.714	2.631
73	1	1'31.818	2.735
9	1	1'31.856	2.773
33	1	1'31.926	2.843
41	1	1'32.051	2.968
38	1	1'32.284	3.201
6	1	1'32.559	3.476
53	1	1'33.057	3.974
35	1	1'33.128	4.045
27	1	1'33.180	4.097
51	1	1'33.674	4.591
Lap 2			
43	2	1'25.425	
4	2	1'25.179	0.179
44	2	1'25.138	0.307
36	2	1'25.066	0.377
12	2	1'25.016	0.564
20	2	1'25.097	1.214
21	2	1'25.402	1.404
46	2	1'25.381	1.646
88	2	1'25.358	1.726
5	2	1'25.340	1.868
42	2	1'26.449	2.108
33	2	1'25.616	3.034
9	2	1'25.874	3.222
41	2	1'25.894	3.437
73	2	1'26.442	3.752
30	2	1'26.630	3.836
38	2	1'26.305	4.081
6	2	1'26.613	4.664
35	2	1'26.352	4.972
53	2	1'26.882	5.431
51	2	1'26.449	5.615
27	2	1'27.053	5.725
Lap 3			
43	3	1'25.237	
4	3	1'25.205	0.147
44	3	1'25.273	0.343
36	3	1'25.276	0.416
12	3	1'25.206	0.533
20	3	1'24.882	0.859
21	3	1'25.037	1.204
46	3	1'25.002	1.411
88	3	1'24.961	1.450
5	3	1'25.043	1.674
Lap 4			
43	4	1'25.033	
44	4	1'24.843	0.153
4	4	1'25.136	0.250
36	4	1'25.049	0.432
20	4	1'25.139	0.965
12	4	1'25.548	1.048
21	4	1'25.213	1.384
88	4	1'25.010	1.427
46	4	1'25.612	1.990
42	4	1'25.056	2.066
5	4	1'25.591	2.232
33	4	1'24.860	2.465
9	4	1'25.536	3.996
41	4	1'25.451	4.045
73	4	1'25.557	4.742
30	4	1'25.674	4.974
38	4	1'25.744	5.224
35	4	1'25.369	5.625
6	4	1'26.478	6.494
53	4	1'25.822	6.784
27	4	1'25.533	7.090
51	4	1'25.895	7.689
Lap 5			
43	5	1'24.935	
44	5	1'25.045	0.263
36	5	1'24.876	0.373
4	5	1'25.230	0.545
20	5	1'24.939	0.969
12	5	1'24.936	1.049
88	5	1'24.923	1.415
46	5	1'25.097	2.152
21	5	1'25.874	2.323
5	5	1'25.311	2.608
33	5	1'25.267	2.797
42	5	1'25.976	3.107
41	5	1'25.285	4.395
9	5	1'25.757	4.818
73	5	1'25.659	5.466
30	5	1'25.448	5.487
38	5	1'25.529	5.818
35	5	1'25.412	6.102
6	5	1'25.834	7.393
27	5	1'25.740	7.895
53	5	1'26.213	8.062
51	5	1'25.677	8.431
Lap 6			
44	6	1'24.752	
43	6	1'25.151	0.136
36	6	1'24.849	0.207
4	6	1'24.894	0.424
88	6	1'24.693	1.093
12	6	1'25.921	1.955
46	6	1'24.890	2.027
21	6	1'25.275	2.583
5	6	1'25.191	2.784
42	6	1'24.907	2.999
33	6	1'25.320	3.102
41	6	1'25.336	4.716
9	6	1'25.162	4.965
30	6	1'25.997	6.469
73	6	1'26.276	6.727
38	6	1'26.104	6.907
35	6	1'25.921	7.008
27	6	1'25.582	8.462
6	6	1'26.276	8.654
53	6	1'25.925	8.972
51	6	1'25.726	9.142
20	6	1'37.950	13.904
Lap 7			
44	7	1'24.684	
43	7	1'24.800	0.252
36	7	1'24.790	0.313
4	7	1'24.708	0.448
88	7	1'24.824	1.233
12	7	1'25.216	2.487
46	7	1'25.373	2.716
21	7	1'25.311	3.210
5	7	1'25.272	3.372
33	7	1'25.140	3.558
42	7	1'25.409	3.724
41	7	1'25.238	5.270
9	7	1'25.258	5.539
30	7	1'25.438	7.223
73	7	1'25.589	7.632
35	7	1'25.528	7.852
38	7	1'26.310	8.533
27	7	1'25.271	9.049
6	7	1'25.928	9.898
53	7	1'26.145	10.433
51	7	1'26.020	10.478
20	7	1'25.091	14.311
Lap 8			
44	8	1'24.653	
4	8	1'24.704	0.499
43	8	1'25.092	0.691
36	8	1'25.085	0.745
88	8	1'24.693	1.273
12	8	1'24.896	2.730
46	8	1'24.962	3.025
21	8	1'25.199	3.756
5	8	1'25.147	3.866
42	8	1'25.135	4.206

 Lapped rider

These data/results cannot be reproduced, stored and/or transmitted in whole or in part by any manner of electronic, mechanical, photocopying, recording, broadcasting or otherwise now known or herein after developed without the previous express consent by the copyright owner, except for reproduction in daily press and regular printed publications on sale to the public within 60 days of the event related to those data/results and always provided that copyright symbol appears together as follows below.

© DORNA, 2020





4318 m.

2020 Riders Performance

(Qualifying Position - Starting Position - Race Position)

37

Rider	Points	QAT	SPA	ANC	CZE	AUT	STY	RSM	EMI	CAT	FRA	ARA	TER	EUR	VAL	POR				
1 QUARTARARO Fabio	67		1	1	2	3														
		-	1-1	1-1	2-7	3-8	-	-	-	-	-	-	-	-	-	-	-	-	-	-
2 DOVIZIOSO Andrea	56		8	14	18	4														
		-	7-3	14-6	18-11	4-1	-	-	-	-	-	-	-	-	-	-	-	-	-	-
3 VIÑALES Maverick	48		2	2	5	1														
		-	2-2	2-2	5-14	1-10	-	-	-	-	-	-	-	-	-	-	-	-	-	-
4 BINDER Brad	41		13	9	7	17														
		-	11-13	9-NC	7-1	17-4	-	-	-	-	-	-	-	-	-	-	-	-	-	-
5 ROSSI Valentino	38		11	4	10	12														
		-	9-NC	4-3	10-5	12-5	-	-	-	-	-	-	-	-	-	-	-	-	-	-
6 NAKAGAMI Takaaki	37		15	8	17	10														
		-	13-10	8-4	17-8	10-6	-	-	-	-	-	-	-	-	-	-	-	-	-	-
7 MILLER Jack	36		5	7	14	2														
		-	5-4	7-NC	14-9	2-3	-	-	-	-	-	-	-	-	-	-	-	-	-	-
8 MORBIDELLI Franco	31		10	6	3	7														
		-	8-5	6-NC	3-2	7-NP	-	-	-	-	-	-	-	-	-	-	-	-	-	-
9 MIR Joan	31		12	10	9	6														
		-	10-NC	10-5	9-NC	6-2	-	-	-	-	-	-	-	-	-	-	-	-	-	-
10 ZARCO Johann	28		20	15	1	9														
		-	18-11	15-9	1-3	9-NP	-	-	-	-	-	-	-	-	-	-	-	-	-	-
11 PETRUCCI Danilo	20		14	11	8	13														
		-	12-9	11-NC	8-12	13-7	-	-	-	-	-	-	-	-	-	-	-	-	-	-
12 RINS Alex	19		9	20	11	8														
		-	-NS	20-10	11-4	8-NC	-	-	-	-	-	-	-	-	-	-	-	-	-	-
13 ESPARGARO Pol	19		7	12	6	5														
		-	6-6	12-7	6-NC	5-NC	-	-	-	-	-	-	-	-	-	-	-	-	-	-

NC=Not classified NL=Not finished first lap NP=Not started race re-start N2=Not finished first lap race re-start EX=Excluded NS=Not Started DS=Disqualified

These data/results cannot be reproduced, stored and/or transmitted in whole or in part by any manner of electronic, mechanical, photocopying, recording, broadcasting or otherwise now known or herein after developed without the previous express consent by the copyright owner, except for reproduction in daily press and regular printed publications on sale to the public within 60 days of the event related to those data/results and always provided that copyright symbol appears together as follows below.
© DORNA, 2020

Official MotoGP Timing by **TISSOT**
www.motogp.com



	Rider	Points	QAT	SPA	ANC	CZE	AUT	STY	RSM	EMI	CAT	FRA	ARA	TER	EUR	VAL	POR				
14	OLIVEIRA Miguel	18		17	5	13	11														
			-	15-8	5-NL	13-6	11-NC	-	-	-	-	-	-	-	-	-	-	-	-	-	-
15	MARQUEZ Alex	16		21	21	21	18														
			-	19-12	21-8	21-15	18-13	-	-	-	-	-	-	-	-	-	-	-	-	-	-
16	ESPARGARO Aleix	11		16	16	4	14														
			-	14-NC	16-NC	4-10	14-11	-	-	-	-	-	-	-	-	-	-	-	-	-	-
17	BAGNAIA Francesco	9		4	3																
			-	4-7	3-NC	-	-	-	-	-	-	-	-	-	-	-	-	-	-	-	-
18	LECUONA Iker	7		22	17	16	16														
			-	20-NC	17-NC	16-NC	16-9	-	-	-	-	-	-	-	-	-	-	-	-	-	-
19	RABAT Tito	7		19	18	15	21														
			-	17-14	18-11	15-16	21-16	-	-	-	-	-	-	-	-	-	-	-	-	-	-
20	SMITH Bradley	7		18	19	19	20														
			-	16-15	19-12	19-17	20-14	-	-	-	-	-	-	-	-	-	-	-	-	-	-
21	CRUTCHLOW Cal	7		6	13	12	15														
			-	-NS	13-13	12-13	15-15	-	-	-	-	-	-	-	-	-	-	-	-	-	-
22	PIRRO Michele	4					22														
			-	-	-	-	22-12	-	-	-	-	-	-	-	-	-	-	-	-	-	-
23	BRADL Stefan	0				20	19														
			-	-	-	20-18	19-17	-	-	-	-	-	-	-	-	-	-	-	-	-	-

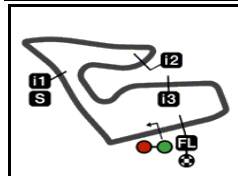
NC=Not classified NL=Not finished first lap NP=Not started race re-start N2=Not finished first lap race re-start EX=Excluded NS=Not Started DS=Disqualified

These data/results cannot be reproduced, stored and/or transmitted in whole or in part by any manner of electronic, mechanical, photocopying, recording, broadcasting or otherwise now known or herein after developed without the previous express consent by the copyright owner, except for reproduction in daily press and regular printed publications on sale to the public within 60 days of the event related to those data/results and always provided that copyright symbol appears together as follows below.
© DORNA, 2020

Official MotoGP Timing by TISSOT
www.motogp.com

Spielberg, Sunday, August 16, 2020





4318 m.

myWorld MOTORRAD GRAND PRIX VON ÖSTERREICH**Race PART 1****Top Speed & Average**

<i>Rider</i>	<i>Nation</i>	<i>Motorcycle</i>	<i>Top 5 speeds</i>					<i>Average</i>	<i>Top</i>
4 Andrea DOVIZIOSO	ITA	DUCATI	320.4	319.5	319.5	313.9	313.9	316.9	320.4
5 Johann ZARCO	FRA	DUCATI	314.8	312.1	311.2	311.2	309.4	311.7	314.8
38 Bradley SMITH	GBR	APRILIA	314.8	313.9	313.0	312.1	309.4	311.7	314.8
42 Alex RINS	SPA	SUZUKI	313.9	313.0	313.0	312.1	311.2	312.6	313.9
33 Brad BINDER	RSA	KTM	313.0	311.2	310.3	309.4	307.6	310.3	313.0
36 Joan MIR	SPA	SUZUKI	313.0	312.1	311.2	311.2	310.3	311.2	313.0
43 Jack MILLER	AUS	DUCATI	313.0	312.1	311.2	311.2	310.3	311.4	313.0
51 Michele PIRRO	ITA	DUCATI	313.0	311.2	311.2	309.4	309.4	310.8	313.0
35 Cal CRUTCHLOW	GBR	HONDA	312.1	312.1	310.3	309.4	308.5	310.2	312.1
73 Alex MARQUEZ	SPA	HONDA	312.1	311.2	310.3	309.4	309.4	310.3	312.1
88 Miguel OLIVEIRA	POR	KTM	312.1	311.2	310.3	309.4	308.5	309.8	312.1
9 Danilo PETRUCCI	ITA	DUCATI	311.2	310.3	310.3	309.4	309.4	310.1	311.2
27 Iker LECUONA	SPA	KTM	311.2	305.9	305.9	305.9	304.2	306.2	311.2
30 Takaaki NAKAGAMI	JPN	HONDA	311.2	310.3	309.4	305.9	305.9	308.5	311.2
53 Tito RABAT	SPA	DUCATI	311.2	308.5	308.5	307.6	305.0	308.2	311.2
6 Stefan BRADL	GER	HONDA	310.3	309.4	309.4	308.5	308.5	309.1	310.3
12 Maverick VIÑALES	SPA	YAMAHA	310.3	309.4	308.5	306.8	305.9	308.2	310.3
41 Aleix ESPARGARO	SPA	APRILIA	310.3	310.3	309.4	309.4	308.5	309.4	310.3
44 Poñ ESPARGARO	SPA	KTM	310.3	310.3	309.4	309.4	308.5	309.6	310.3
20 Fabio QUARTARARO	FRA	YAMAHA	308.5	308.5	306.8	305.9	305.0	306.9	308.5
46 Valentino ROSSI	ITA	YAMAHA	308.5	305.9	305.0	304.2	303.3	305.0	308.5
21 Franco MORBIDELLI	ITA	YAMAHA	307.6	306.8	305.9	305.9	305.0	306.2	307.6

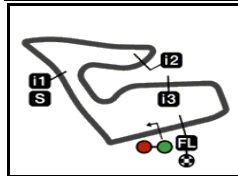
These data/results cannot be reproduced, stored and/or transmitted in whole or in part by any manner of electronic, mechanical, photocopying, recording, broadcasting or otherwise now known or herein after developed without the previous express consent by the copyright owner, except for reproduction in daily press and regular printed publications on sale to the public within 60 days of the event related to those data/results and always provided that copyright symbol appears together as follows below.

© DORNA, 2020

Official MotoGP Timing by TISSOT
www.motogp.com




Spielberg, Sunday, August 16, 2020



4318 m.

myWorld MOTORRAD GRAND PRIX VON ÖSTERREICH**Race PART 1****Fastest Laps Sequence**

<i>Lap</i>	<i>Race Time</i>	 <i>Rider</i>	<i>Nation</i>	<i>Motorcycle</i>	<i>Time</i>	<i>Km/h</i>	<i>Riders's Lap</i>
2	2'54.508	43 Jack MILLER	AUS	DUCATI	1'25.425	181.9	2
2	2'54.687	4 Andrea DOVIZIOSO	ITA	DUCATI	1'25.179	182.4	2
2	2'54.815	44 PoI ESPARGARO	SPA	KTM	1'25.138	182.5	2
2	2'54.885	36 Joan MIR	SPA	SUZUKI	1'25.066	182.7	2
2	2'55.072	12 Maverick VIÑALES	SPA	YAMAHA	1'25.016	182.8	2
3	4'20.604	20 Fabio QUARTARARO	FRA	YAMAHA	1'24.882	183.1	3
3	4'22.383	33 Brad BINDER	RSA	KTM	1'24.841	183.2	3
6	8'34.728	44 PoI ESPARGARO	SPA	KTM	1'24.752	183.4	6
6	8'35.821	88 Miguel OLIVEIRA	POR	KTM	1'24.693	183.5	6
7	9'59.412	44 PoI ESPARGARO	SPA	KTM	1'24.684	183.5	7
8	11'24.065	44 PoI ESPARGARO	SPA	KTM	1'24.653	183.6	8

These data/results cannot be reproduced, stored and/or transmitted in whole or in part by any manner of electronic, mechanical, photocopying, recording, broadcasting or otherwise now known or herein after developed without the previous express consent by the copyright owner, except for reproduction in daily press and regular printed publications on sale to the public within 60 days of the event related to those data/results and always provided that copyright symbol appears together as follows below.

© DORNA, 2020

Official MotoGP Timing by TISSOT
www.motogp.com

Spielberg, Sunday, August 16, 2020

