


4627 m.

GRAN PREMI MONSTER ENERGY DE CATALUNYA

Free Practice Nr. 2

Classification

6

	Rider	Nation	Team	Motorcycle	Time	Lap Total	Gap	Top Speed
1	5 Jaume MASIA	SPA	Leopard Racing	HONDA	1'49.134	8 9		241.0
2	40 Darryn BINDER	RSA	CIP Green Power	KTM	1'49.418	12 13	0.284 0.284	239.4
3	2 Gabriel RODRIGO	ARG	Kömmerling Gresini Moto3	HONDA	1'49.821	8 9	0.687 0.403	231.7
4	25 Raul FERNANDEZ	SPA	Red Bull KTM Ajo	KTM	1'49.935	7 12	0.801 0.114	231.2
5	14 Tony ARBOLINO	ITA	Rivacold Snipers Team	HONDA	1'49.952	3 8	0.818 0.017	241.0
6	82 Stefano NEPA	ITA	Gaviota Aspar Team Moto3	KTM	1'50.031	5 11	0.897 0.079	241.0
7	99 Carlos TATAY	SPA	Reale Avintia Moto3	KTM	1'50.065	5 13	0.931 0.034	241.6
8	16 Andrea MIGNO	ITA	SKY Racing Team VR46	KTM	1'50.072	16 16	0.938 0.007	235.8
9	52 Jeremy ALCOBA	SPA	Kömmerling Gresini Moto3	HONDA	1'50.090	15 15	0.956 0.018	237.3
10	17 John MCPHEE	GBR	Petronas Sprinta Racing	HONDA	1'50.151	3 10	1.017 0.061	241.6
11	9 Davide PIZZOLI	ITA	BOE Skull Rider Facile Energy	KTM	1'50.246	8 11	1.112 0.095	235.2
12	11 Sergio GARCIA	SPA	Estrella Galicia 0,0	HONDA	1'50.394	3 15	1.260 0.148	236.3
13	79 Ai OGURA	JPN	Honda Team Asia	HONDA	1'50.415	3 13	1.281 0.021	239.4
14	75 Albert ARENAS	SPA	Gaviota Aspar Team Moto3	KTM	1'50.502	5 11	1.368 0.087	238.9
15	70 Barry BALTUS	BEL	CarXpert PruestelGP	KTM	1'50.525	3 12	1.391 0.023	232.7
16	55 Romano FENATI	ITA	Sterilgarda Max Racing Team	HUSQVARNA	1'50.671	8 11	1.537 0.146	234.7
17	7 Dennis FOGGIA	ITA	Leopard Racing	HONDA	1'50.715	3 14	1.581 0.044	242.6
18	13 Celestino VIETTI	ITA	SKY Racing Team VR46	KTM	1'50.742	3 5	1.608 0.027	238.9
19	71 Ayumu SASAKI	JPN	Red Bull KTM Tech 3	KTM	1'50.756	3 11	1.622 0.014	236.3
20	54 Riccardo ROSSI	ITA	BOE Skull Rider Facile Energy	KTM	1'50.955	13 13	1.821 0.199	236.3
21	12 Filip SALAC	CZE	Rivacold Snipers Team	HONDA	1'50.969	14 16	1.835 0.014	235.8
22	21 Alonso LOPEZ	SPA	Sterilgarda Max Racing Team	HUSQVARNA	1'51.071	14 14	1.937 0.102	237.8
23	89 Khairul Idham PAWI	MAL	Petronas Sprinta Racing	HONDA	1'51.079	10 13	1.945 0.008	238.4
24	73 Maximilian KOFLER	AUT	CIP Green Power	KTM	1'51.104	13 13	1.970 0.025	238.9
25	23 Niccolò ANTONELLI	ITA	SIC58 Squadra Corse	HONDA	1'51.108	5 11	1.974 0.004	236.8
26	92 Yuki KUNII	JPN	Honda Team Asia	HONDA	1'51.143	15 15	2.009 0.035	237.8
27	53 Deniz ÖNCÜ	TUR	Red Bull KTM Tech 3	KTM	1'51.200	14 14	2.066 0.057	236.8
28	27 Kaito TOBA	JPN	Red Bull KTM Ajo	KTM	1'51.280	9 12	2.146 0.080	233.2
29	6 Ryusei YAMANAKA	JPN	Estrella Galicia 0,0	HONDA	1'51.287	10 15	2.153 0.007	236.8
30	20 Jose Julian GARCIA	SPA	SIC58 Squadra Corse	HONDA	1'51.290	11 15	2.156 0.003	232.2
31	50 Jason DUPASQUIER	SWI	CarXpert PruestelGP	KTM	1'52.096	10 13	2.962 0.806	236.3

Practice condition: **Dry**Air: **22°**Humidity: **30%**Ground: **30°**

Fastest Lap:	Lap: 8	Jaume MASIA	1'49.134	152.6 Km/h
Best Race Lap:	2019	Kaito TOBA	1'48.803	153.0 Km/h
All Time Lap Record:	2019	Aron CANET	1'48.433	153.6 Km/h

The results are provisional until the end of the limit for protest and appeals.

Time limit for protest expires 30' after publication of the results - Time:

These data/results cannot be reproduced, stored and/or transmitted in whole or in part by any manner of electronic, mechanical, photocopying, recording, broadcasting or otherwise now known or herein after developed without the previous express consent by the copyright owner, except for reproduction in daily press and regular printed publications on sale to the public within 60 days of the event related to those data/results and always provided that copyright symbol appears together as follows below.

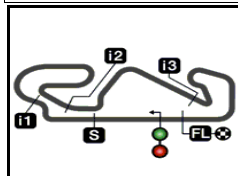
© DORNA, 2020

Official MotoGP Timing by TISSOT
www.motogp.com

Barcelona, Friday, September 25, 2020

moto3™






4627 m.

GRAN PREMI MONSTER ENERGY DE CATALUNYA

Free Practice Nr. 2

Combined Free Practice Times

7

	Rider	Nation	Team	MOTORCYCLE	FP1	FP2	Gap
1	25 R.FERNANDEZ	SPA	Red Bull KTM Ajo	KTM	1'48.853	1'49.935	7
2	5 J.MASIA	SPA	Leopard Racing	HONDA	1'49.428	1'49.134	8 0.281 0.281
3	55 R.FENATI	ITA	Sterilgarda Max Racing Team	HUSQVARNA	1'49.243	1'50.671	8 0.390 0.109
4	14 T.ARBOLINO	ITA	Rivacold Snipers Team	HONDA	1'49.262	1'49.952	3 0.409 0.019
5	40 D.BINDER	RSA	CIP Green Power	KTM	1'49.750	1'49.418	12 0.565 0.156
6	17 J.MCPHEE	GBR	Petronas Sprinta Racing	HONDA	1'49.460	1'50.151	3 0.607 0.042
7	75 A.ARENAS	SPA	Gaviota Aspar Team Moto3	KTM	1'49.549	1'50.502	5 0.696 0.089
8	23 N.ANTONELLI	ITA	SIC58 Squadra Corse	HONDA	1'49.578	1'51.108	5 0.725 0.029
9	27 K.TOBA	JPN	Red Bull KTM Ajo	KTM	1'49.626	1'51.280	9 0.773 0.048
10	2 G.RODRIGO	ARG	Kömmerling Gresini Moto3	HONDA	1'49.640	1'49.821	8 0.787 0.014
11	12 F.SALAC	CZE	Rivacold Snipers Team	HONDA	1'49.688	1'50.969	14 0.835 0.048
12	16 A.MIGNO	ITA	SKY Racing Team VR46	KTM	1'49.807	1'50.072	16 0.954 0.119
13	21 A.LOPEZ	SPA	Sterilgarda Max Racing Team	HUSQVARNA	1'49.847	1'51.071	14 0.994 0.040
14	82 S.NEPA	ITA	Gaviota Aspar Team Moto3	KTM	1'51.607	1'50.031	5 1.178 0.184
15	52 J.ALCOBA	SPA	Kömmerling Gresini Moto3	HONDA	1'50.065	1'50.090	15 1.212 0.034
16	99 C.TATAY	SPA	Reale Avintia Moto3	KTM	1'50.205	1'50.065	5 1.212
17	11 S.GARCIA	SPA	Estrella Galicia 0,0	HONDA	1'50.149	1'50.394	3 1.296 0.084
18	54 R.ROSSI	ITA	BOE Skull Rider Facile Energy	KTM	1'50.194	1'50.955	13 1.341 0.045
19	70 B.BALTUS	BEL	CarXpert PruestelGP	KTM	1'50.210	1'50.525	3 1.357 0.016
20	9 D.PIZZOLI	ITA	BOE Skull Rider Facile Energy	KTM	1'51.380	1'50.246	8 1.393 0.036
21	7 D.FOGGIA	ITA	Leopard Racing	HONDA	1'50.320	1'50.715	3 1.467 0.074
22	71 A.SASAKI	JPN	Red Bull KTM Tech 3	KTM	1'50.338	1'50.756	3 1.485 0.018
23	79 A.OGURA	JPN	Honda Team Asia	HONDA	1'50.929	1'50.415	3 1.562 0.077
24	6 R.YAMANAKA	JPN	Estrella Galicia 0,0	HONDA	1'50.507	1'51.287	10 1.654 0.092
25	50 J.DUPASQUIER	SWI	CarXpert PruestelGP	KTM	1'50.582	1'52.096	10 1.729 0.075
26	13 C.VIETTI	ITA	SKY Racing Team VR46	KTM	1'50.605	1'50.742	3 1.752 0.023
27	20 J.GARCIA	SPA	SIC58 Squadra Corse	HONDA	1'50.818	1'51.290	11 1.965 0.213
28	92 Y.KUNII	JPN	Honda Team Asia	HONDA	1'51.000	1'51.143	15 2.147 0.182
29	89 K.PAWI	MAL	Petronas Sprinta Racing	HONDA	1'51.156	1'51.079	10 2.226 0.079
30	73 M.KOFLER	AUT	CIP Green Power	KTM	1'53.055	1'51.104	13 2.251 0.025
31	53 D.ÖNCÜ	TUR	Red Bull KTM Tech 3	KTM	1'51.221	1'51.200	14 2.347 0.096

Pole Position Record:	2019	Gabriel RODRIGO	1'48.450	153.5 Km/h
Best Race Lap:	2019	Kaito TOBA	1'48.803	153.0 Km/h
All Time Lap Record:	2019	Aron CANET	1'48.433	153.6 Km/h

The results are provisional until the end of the limit for protest and appeals.

Time limit for protest expires 60' after publication of the results - Mr. Time:

These data/results cannot be reproduced, stored and/or transmitted in whole or in part by any manner of electronic, mechanical, photocopying, recording, broadcasting or otherwise now known or herein after developed without the previous express consent by the copyright owner, except for reproduction in daily press and regular printed publications on sale to the public within 60 days of the event related to those data/results and always provided that copyright symbol appears together as follows below.

© DORNA, 2020

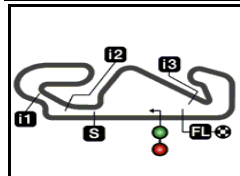
Official MotoGP Timing by TISSOT

www.motogp.com

Barcelona, Friday, September 25, 2020







4627 m.

GRAN PREMI MONSTER ENERGY DE CATALUNYA

Free Practice Nr. 2

Top Speed & Average

8



Rider	Nation	Motorcycle	Top 5 speeds					Average	Top
7 Dennis FOGGIA	ITA	HONDA	242.6	240.5	239.4	238.9	237.8	239.3	242.6
17 John MCPHEE	GBR	HONDA	241.6	240.5	238.9	235.8	232.2	237.8	241.6
99 Carlos TATAY	SPA	KTM	241.6	241.6	234.7	234.2	234.2	237.3	241.6
5 Jaume MASIA	SPA	HONDA	241.0	236.8	236.3	234.7	233.7	236.5	241.0
14 Tony ARBOLINO	ITA	HONDA	241.0	236.8	236.3	234.7	233.2	236.4	241.0
82 Stefano NEPA	ITA	KTM	241.0	238.4	236.8	234.7	234.7	237.1	241.0
40 Darryn BINDER	RSA	KTM	239.4	236.3	235.8	234.2	234.2	235.7	239.4
79 Ai OGURA	JPN	HONDA	239.4	234.7	234.2	230.7	230.2	233.8	239.4
13 Celestino VIETTI	ITA	KTM	238.9	236.8	235.8	232.7	164.8	221.8	238.9
73 Maximilian KOFLEDER	AUT	KTM	238.9	237.3	236.3	234.7	230.7	235.6	238.9
75 Albert ARENAS	SPA	KTM	238.9	237.8	235.8	234.7	232.2	235.9	238.9
89 Khairul Idham PAWI	MAL	HONDA	238.4	235.2	234.7	233.2	231.7	234.6	238.4
21 Alonso LOPEZ	SPA	HUSQVARNA	237.8	234.7	233.2	232.7	232.2	234.1	237.8
92 Yuki KUNII	JPN	HONDA	237.8	234.2	231.7	230.7	230.2	232.5	237.8
52 Jeremy ALCOBA	SPA	HONDA	237.3	236.3	229.2	229.2	228.8	231.6	237.3
6 Ryusei YAMANAKA	JPN	HONDA	236.8	229.7	228.3	227.3	226.8	228.9	236.8
23 Niccolò ANTONELLI	ITA	HONDA	236.8	234.7	233.2	230.2	229.2	232.8	236.8
53 Deniz ÖNCÜ	TUR	KTM	236.8	234.7	232.7	232.2	231.7	233.6	236.8
11 Sergio GARCIA	SPA	HONDA	236.3	233.2	231.7	230.7	230.2	232.4	236.3
50 Jason DUPASQUIER	SWI	KTM	236.3	235.2	234.2	234.2	232.7	234.0	236.3
54 Riccardo ROSSI	ITA	KTM	236.3	235.2	234.7	234.7	234.2	235.0	236.3
71 Ayumu SASAKI	JPN	KTM	236.3	236.3	234.7	233.2	230.2	234.1	236.3
12 Filip SALAC	CZE	HONDA	235.8	234.7	230.7	230.2	229.2	232.1	235.8
16 Andrea MIGNO	ITA	KTM	235.8	234.7	234.2	232.2	231.7	233.7	235.8
9 Davide PIZZOLI	ITA	KTM	235.2	234.2	233.7	233.2	231.7	233.6	235.2
55 Romano FENATI	ITA	HUSQVARNA	234.7	233.7	230.2	229.2	229.2	231.0	234.7
27 Kaito TOBA	JPN	KTM	233.2	232.7	231.7	231.2	230.7	231.9	233.2
70 Barry BALTUS	BEL	KTM	232.7	232.2	231.7	230.7	228.8	231.2	232.7
20 Jose Julian GARCIA	SPA	HONDA	232.2	231.2	230.7	230.2	230.2	230.9	232.2
2 Gabriel RODRIGO	ARG	HONDA	231.7	231.2	230.7	230.7	230.7	231.0	231.7
25 Raul FERNANDEZ	SPA	KTM	231.2	229.7	229.7	229.2	229.2	229.8	231.2

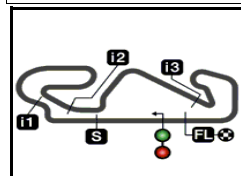
These data/results cannot be reproduced, stored and/or transmitted in whole or in part by any manner of electronic, mechanical, photocopying, recording, broadcasting or otherwise now known or herein after developed without the previous express consent by the copyright owner, except for reproduction in daily press and regular printed publications on sale to the public within 60 days of the event related to those data/results and always provided that copyright symbol appears together as follows below.

© DORNA, 2020

Official MotoGP Timing by TISSOT
www.motogp.com



Barcelona, Friday, September 25, 2020



4627 m.

GRAN PREMI MONSTER ENERGY DE CATALUNYA

Free Practice Nr. 2

Chronological Analysis of Performances

9

* Lap / Sector time cancelled							T1 Time from finish line to 1st intermediate					T3 Time from 2nd intermed. to 3rd intermed.				
P Crossing the finish line in pit lane							T2 Time from 1st intermed. to 2nd intermed.					T4 Time from 3rd intermediate to finish line				
Lap	Lap Time	T1	T2	T3	T4	Speed	Lap	Lap Time	T1	T2	T3	T4	Speed			
1st	5	Jaume MASIA			Leopard Racing SPA		Runs=3 Total laps=10 Full laps=5									
1	2'53.553	23.013	37.490	26.257	33.562	143.4	1	2'30.158	22.952	34.921	23.908	33.354	148.7			
2	1'50.971	20.655	34.058	23.258	33.000	236.3	2	1'50.974	20.682	34.066	23.323	32.903	230.7			
3	1'50.595 *	20.433	33.975	23.232*	32.955*	234.7	3	1'51.184	20.628	33.906	23.294	33.356	230.7			
4	1'50.948 *	20.575	33.996	23.326	33.051*	232.7	4	1'50.952	20.530	33.895	23.486	33.041	231.2			
5	1'55.635 *	21.58*	37.530*	23.382	33.138	230.2	5	1'52.891 *	20.881	35.005	23.642	33.363	230.7			
6	2'02.242 P	20.442	33.906	23.190	44.704	233.7	6	5'21.413 P	3'08.864	52.552	30.743	49.254	231.7			
unfinished		19.414	34.955			170.8	7	22'42.133	30.758	36.255	23.684	32.731	123.5			
7	2'00.094	27.403	36.162	23.530	32.999	127.6	8	1'49.821	20.669	33.464	22.996	32.692	229.2			
8	1'49.134	20.263	33.377	22.948	32.546	241.0	9	1'52.105	21.212	34.006	23.379	33.508	221.7			
9	1'52.008	20.507	35.116	23.195	33.190	236.8										
2nd	40	Darryn BINDER			CIP Green Power RSA		Runs=3 Total laps=13 Full laps=6									
1	3'05.837	19.387	34.788	23.926	37.122	166.4	1	2'01.127	21.182	34.479	23.570	33.350	158.3			
2	1'53.120	21.169	34.591	23.703	33.657	227.8	2	2'14.732 P	20.581	42.077	27.870	44.204	229.2			
3	1'51.866	21.135	34.085	23.678	32.968	227.3	3	9'31.539	20.994	34.747	23.580	33.391	153.1			
4	1'51.047	20.726	33.941	23.353	33.027	232.7	4	1'51.077	20.653	34.192	23.228	33.004	231.2			
5	1'51.279	20.160	34.018	23.487	33.614	239.4	5	2'03.653 P	21.210	35.592	24.089	42.762	226.4			
6	1'57.176 *	21.33*	38.329*	23.732	33.776	236.3	6	6'13.269	21.113	34.694	23.436	32.961	143.0			
7	2'02.948 P	21.08*	35.014*	23.580	43.273	234.2	7	1'49.935	20.588	33.712	23.111	32.524	229.7			
8	9'39.257	24.225	37.481	23.586	32.961	111.6	8	1'49.959	20.507	33.787	23.131	32.534	229.7			
9	1'49.650	20.236	33.482	23.288	32.644	235.8	9	2'01.188 P	20.946	34.818	23.584	41.840	228.8			
10	2'04.707 P	23.19*	35.305*	23.338	42.868	234.2	10	8'01.527	19.768	34.308	23.324	33.229	165.8			
11	9'53.481	23.239	34.563	23.630	32.845	130.1	11	1'52.486	20.760	34.032	23.008	34.686	226.8			
12	1'49.418	20.459	33.392	22.963	32.604	234.2	12	1'50.721	20.878	33.909	23.078	32.856	229.2			
13	1'52.484 *	21.81*	34.433*	23.148*	33.084	229.7										
3rd	99	Carlos TATAY			Reale Avintia Moto3 SPA		Runs=3 Total laps=13 Full laps=8									
1	2'51.479	22.069	35.640	24.480	33.590	133.9	1	3'12.156	19.258	34.439	24.608	35.338	172.2			
2	1'55.765	20.827	34.184	23.267	37.487	226.8	2	1'50.189	20.694	33.859	23.078	32.558	234.7			
3	1'50.920	20.596	34.040	23.358	32.926	234.2	3	1'49.952	20.362	33.778	23.108	32.704	236.3			
4	1'50.508	20.466	33.938	23.290	32.814	234.2	4	1'50.519 *	20.385	33.830	23.108	33.196*	236.8			
5	1'50.065	20.347	33.728	23.227	32.763	241.6	5	2'07.343 P	24.42*	35.189*	23.779	43.953	233.2			
6	2'00.929 P	20.916	34.676	23.719	41.618	234.7	6	9'59.936 P	19.396	34.168	23.283	3'32.189	162.8			
7	10'03.751	22.915	34.742	23.849	33.243	139.7	7	17'22.173 *	20.325	34.215	23.092*	33.308	167.1			
8	1'51.081	20.778	34.089	23.293	32.921	230.2	8	1'53.265 *	20.301	33.666	23.022	36.276	241.0			
9	1'50.991	20.628	34.088	23.341	32.934	232.7										
10	2'00.121 P	20.699	33.992	23.418	42.012	230.2										
11	9'56.147	23.162	34.752	23.519	33.132	139.1										
12	1'49.611	20.292	33.547	22.970	32.802	241.6										
13	1'50.326	20.556	33.490	23.083	33.197	230.2										
4th	2	Gabriel RODRIGO			Kömmerling Gresini M ARG		Runs=2 Total laps=9 Full laps=5									
1	2'30.158	22.952	34.921	23.908	33.354	148.7										
2	1'50.974	20.682	34.066	23.323	32.903	230.7										
3	1'51.184	20.628	33.906	23.294	33.356	230.7										
4	1'50.952	20.530	33.895	23.486	33.041	231.2										
5	1'52.891 *	20.881	35.005	23.642	33.363	230.7										
6	5'21.413 P	3'08.864	52.552	30.743	49.254	231.7										
7	22'42.133	30.758	36.255	23.684	32.731	123.5										
8	1'49.821	20.669	33.464	22.996	32.692	229.2										
9	1'52.105	21.212	34.006	23.379	33.508	221.7										
5th	25	Raul FERNANDEZ			Red Bull KTM Ajo SPA		Runs=4 Total laps=12 Full laps=5									
1	2'01.127	21.182	34.479	23.570	33.350	158.3										
2	2'14.732 P	20.581	42.077	27.870	44.204	229.2										
3	9'31.539	20.994	34.747	23.580	33.391	153.1										
4	1'51.077	20.653	34.192	23.228	33.004	231.2										
5	2'03.653 P	21.210	35.592	24.089	42.762	226.4										
6	6'13.269	21.113	34.694	23.436	32.961	143.0										
7	1'49.935	20.588	33.712	23.111	32.524	229.7										
8	1'49.959	20.507	33.787	23.131	32.534	229.7										
9	2'01.188 P	20.946	34.818	23.584	41.840	228.8										
10	8'01.527	19.768	34.308	23.324	33.229	165.8										
11	1'52.486	20.760	34.032	23.008	34.686	226.8										
12	1'50.721	20.878	33.909	23.078	32.856	229.2										
6th	14	Tony ARBOLINO			Rivacold Snipers Tea ITA		Runs=3 Total laps=8 Full laps=2									
1	3'12.156	19.258	34.439	24.608	35.338	172.2										
2	1'50.189	20.694	33.859	23.078	32.558	234.7										
3	1'49.952	20.362	33.778	23.108	32.704	236.3										
4	1'50.519 *	20.385	33.830	23.108	33.196*	236.8										
5	2'07.343 P	24.42*	35.189*	23.779	43.953	233.2										
6	9'59.936 P	19.396	34.168	23.283	3'32.189	162.8										
7	17'22.173 *	20.325	34.215	23.092*	33.308	167.1										
8	1'53.265 *	20.301	33.666	23.022	36.276	241.0										
7th	82	Stefano NEPA			Gaviota Aspar Team ITA		Runs=2 Total laps=11 Full laps=4									
1	2'52.104	22.308	34.845	25.884	34.298	141.7										
2	1'51.183 *	20.455	33.980	23.302*	33.446	238.4										
3	1'54.298 *	20.633	33.849	23.415*	36.401	232.2										
4	1'50.952	20.631	34.061	23.216	33.044	234.7										
5	1'50.031	20.322	33.723	23.175	32.811	241.0										
6	1'57.366 *	20.581	33.980	23.757	39.048	234.2										

Fastest Lap: Jaume MASIA Leopard Racing SPA **1'49.134** 20.263 33.377 22.948 32.546

These data/results cannot be reproduced, stored and/or transmitted in whole or in part by any manner of electronic, mechanical, photocopying, recording, broadcasting or otherwise now known or herein after developed without the previous express consent by the copyright owner, except for reproduction in daily press and regular printed publications on sale to the public within 60 days of the event related to those data/results and always provided that copyright symbol appears together as follows below.
© DORNA, 2020

Free Practice Nr. 2

Moto3

Lap	Lap Time	T1	T2	T3	T4	Speed	Lap	Lap Time	T1	T2	T3	T4	Speed		
7	1'50.638	20.524	33.887	23.321	32.906	234.7	11th 9	Davide PIZZOLI	BOE Skull Rider Facil			ITA			
8	4'49.836 P	2'49.61*	47.588*	27.056	45.582	236.8			Runs=3	Total laps=12	Full laps=4				
9	18'48.128	20.829	35.099	23.914	35.186	160.7			1	3'09.675	20.226	37.309	24.972	42.423	170.0
10	1'51.974	21.149	34.123	23.242	33.460	229.2			2	1'52.514	20.878	34.464	23.602	33.570	231.2
11	1'51.602 *	21.002	34.019	23.279	33.302*	225.4			3	1'51.928	20.965	34.237	23.520	33.206	229.2
									4	1'51.773	20.900	34.202	23.492	33.179	229.2
8th 16	Andrea MIGNO	SKY Racing Team VR			ITA										
		Runs=2	Total laps=16	Full laps=5											
1	2'54.210	20.857	35.143	24.352	33.249	159.2	5	1'51.621 *	20.665	34.255	23.505	33.196	233.2		
2	1'50.890	20.774	33.947	23.168	33.001	234.7	6	2'06.684 P	22.12*	36.482*	24.227	43.852	235.2		
3	1'50.383	20.542	33.775	23.192	32.874	232.2	7	11'28.678	24.186	37.388	23.646	33.101	105.9		
4	1'50.701	20.607	33.959	23.267	32.868	231.2	8	1'50.246	20.504	33.666	23.299	32.777	234.2		
5	1'57.273 *	20.865	34.161	23.556*	38.691	231.2	9	1'54.932 *	21.87*	35.925*	23.437	33.692	231.7		
6	1'51.108 *	20.611	33.915	23.346	33.236	234.2	10	2'03.212 P	20.685	35.593	23.679	43.255	226.8		
7	1'51.042 *	20.592	34.038	23.259*	33.153	235.8	11	7'59.268	27.844	36.690	23.695	32.858	122.0		
8	1'53.421 *	21.40*	35.258*	23.612	33.147	231.7		unfinished	20.525	33.925	23.203		233.7		
9	1'51.258 *	20.747	34.108	23.314	33.089*	229.7	12th 11	Sergio GARCIA	Estrella Galicia 0,0			SPA			
10	1'51.255 *	20.788	34.076	23.235	33.156*	230.7			Runs=3	Total laps=15	Full laps=6				
11	1'51.680	20.734	34.256	23.385	33.305	231.2	1	3'07.879	20.211	34.684	23.616	36.888	164.3		
12	1'51.228 *	20.642	34.073	23.287	33.226	230.7	2	1'52.581 *	20.814	34.617	24.008	33.142*	229.7		
13	1'59.971 P	20.566	34.080	23.219	42.106	230.2	3	1'50.394	20.505	33.893	23.282	32.714	233.2		
14	12'31.124	22.652	35.372	23.688	33.911	155.3	4	1'50.930	20.568	33.877	23.339	33.146	231.7		
15	1'57.473 *	20.789	33.883	23.293	39.508*	230.2	5	1'50.936 *	20.413	33.999	23.304	33.220	236.3		
16	1'50.072	20.690	33.665	22.975	32.742	230.2	6	1'51.273 *	20.745	34.046	23.372	33.110	230.2		
							7	1'51.224 *	20.623	34.214	23.388	32.999*	230.7		
9th 52	Jeremy ALCOBA	Kömmerling Gresini M			SPA										
		Runs=3	Total laps=15	Full laps=7											
1	2'32.454	20.400	35.062	23.719	33.362	163.3	8	2'01.541 P	21.003	34.737	23.668	42.133	229.2		
2	1'51.673	20.982	34.190	23.305	33.196	227.8	9	8'29.466	22.531	34.786	23.626	34.024	147.9		
3	1'51.455 *	20.927	34.167	23.355*	33.006	225.0	10	1'52.505	21.011	34.544	23.542	33.408	225.9		
4	1'52.876 *	20.881	33.980	23.563*	34.452	226.4	11	1'52.276	20.835	34.460	23.531	33.450	227.8		
5	1'51.462	21.064	34.100	23.335	32.963	228.8	12	2'02.751 P	21.15*	35.331*	23.731	42.539	226.8		
6	1'51.364 *	20.712	34.088	23.417*	33.147	229.2	13	6'42.949	21.805	35.375	23.415	33.698	138.6		
7	2'03.660 P	20.823	34.466	25.651	42.720	226.8	14	1'51.016	21.110	33.814	23.094	32.998	226.4		
8	9'46.123	22.117	34.399	24.063	36.956	151.6	15	1'50.795	20.927	33.802	23.257	32.809	225.0		
9	1'51.569	20.561	34.092	23.464	33.452	236.3									
10	1'51.795	20.982	34.239	23.393	33.181	225.0	13th 79	Ai OGURA	Honda Team Asia			JPN			
11	1'51.363	20.979	34.091	23.144	33.149	224.0			Runs=3	Total laps=13	Full laps=8				
12	2'00.665 P	20.940	34.068	23.443	42.214	228.8	1	3'08.368	23.384	35.676	23.772	34.555	147.7		
13	6'40.011	23.455	36.453	23.448	33.065	144.3	2	1'51.666	20.591	33.967	24.121	32.987	239.4		
14	1'54.172	20.507	33.535	23.149	36.981	229.2	3	1'50.415	20.557	33.830	23.259	32.769	234.7		
15	1'50.090	20.369	33.771	23.256	32.694	237.3	4	2'01.960 P	20.502	34.252	23.203	44.003	229.2		
							5	14'48.086 *	20.148	35.051	23.860	33.470*	165.3		
10th 17	John MCPHEE	Petronas Sprinta Raci			GBR										
		Runs=3	Total laps=11	Full laps=4											
1	2'46.658	21.084	35.111	24.085	37.566	157.2	6	1'52.935	20.825	34.176	23.539	34.395	230.2		
2	2'01.000	20.645	34.308	23.337	42.710	232.2	7	1'51.325	20.755	34.197	23.403	32.970	230.7		
3	1'50.151	20.611	33.846	23.153	32.541	235.8	8	1'51.071	20.491	34.091	23.277	33.212	234.2		
4	1'50.362	20.454	33.885	23.200	32.823	238.9	9	1'51.341	20.647	34.148	23.457	33.089	228.3		
	unfinished	20.372	33.741	23.105		240.5	10	1'51.368	20.817	34.039	23.424	33.088	227.3		
5	1'57.200 *	22.568	35.833	24.709	34.090*	148.9	11	2'01.759 P	20.840	34.158	23.775	42.986	227.8		
6	1'52.777 *	20.994	34.392	23.500	33.891*	231.2	12	3'06.680 *	26.297	35.115	23.451	33.596*	114.2		
7	1'50.991 *	20.630	33.959	23.298*	33.104	229.7	13	1'54.252	20.840	35.053	23.668	34.691	228.8		
8	2'02.307 P	20.868	34.205	24.008	43.226	229.2	14th 75	Albert ARENAS	Gaviota Aspar Team			SPA			
9	9'21.430	23.497	34.689	23.772	34.208	125.1			Runs=3	Total laps=11	Full laps=4				
10	1'51.304 *	20.290	33.349	22.985	34.680	241.6	1	2'51.746	22.208	35.749	25.528	33.646	139.1		
							2	1'50.881	20.481	34.009	23.214	33.177	237.8		
							3	1'54.239 *	21.091	36.825	23.352*	32.971	230.2		
							4	1'50.972	20.509	33.836	23.437	33.190	232.2		
							5	1'50.502	20.550	33.740	23.264	32.948	234.7		

Fastest Lap: Jaume MASIA Leopard Racing SPA **1'49.134** 20.263 33.377 22.948 32.546

These data/results cannot be reproduced, stored and/or transmitted in whole or in part by any manner of electronic, mechanical, photocopying, recording, broadcasting or otherwise now known or herein after developed without the previous express consent by the copyright owner, except for reproduction in daily press and regular printed publications on sale to the public within 60 days of the event related to those data/results and always provided that copyright symbol appears together as follows below.
© DORNA, 2020



Free Practice Nr. 2

Moto3

Lap	Lap Time	T1	T2	T3	T4	Speed	Lap	Lap Time	T1	T2	T3	T4	Speed
6	2'03.807 P	21.11*	36.035*	23.830	42.826	230.7	2	1'51.474	20.630	34.065	23.235	33.544	236.8
7	9'21.730	19.343	35.045	25.940	34.406	170.3	3	1'50.742	20.708	33.952	23.269	32.813	232.7
8	1'56.983	20.921	34.248	24.001	37.813	229.2		unfinished	20.370				238.9
9	2'03.031 P	20.650	34.076	23.549*	44.756	235.8	4	1'52.472 *	20.201	35.366	23.577	33.328*	164.8
10	12'27.194	20.435	34.798	23.462	33.897	167.1	5	1'51.810 *	20.775	33.896	23.100	34.039*	235.8
11	1'52.591 *	20.330	33.456	23.100	35.705	238.9							

15th		70	Barry BALTUS	CarXpert PruestelGP	BEL	
Runs=3	Total laps=12	Full laps=5				
1	2'54.484	19.879	34.520	23.878	33.102	167.1
2	1'50.933	20.767	33.917	23.267	32.982	232.2
3	1'50.525	20.659	33.749	23.186	32.931	230.7
4	1'50.631	20.674	33.838	23.273	32.846	228.8
5	1'51.774	20.660	34.164	23.269	33.681	232.7
6	2'05.001 P	21.377	34.255	23.759	45.610	224.5
7	10'39.142	20.044	34.910	23.875	34.836	162.8
8	1'52.616 *	21.385	34.401	23.470*	33.360*	220.4
9	1'51.903	20.909	34.259	23.631	33.104	225.0
10	2'01.488 P	20.861	34.311	23.577	42.739	231.7
11	9'37.915 *	22.529	35.098*	23.715	33.341	136.8
12	1'52.047 *	21.040	34.083	23.340	33.584	224.5

16th		55	Romano FENATI	Sterilgarda Max Racin	ITA	
Runs=3	Total laps=11	Full laps=4				
1	3'07.483	21.489	34.656	23.578	34.855	159.7
2	1'51.462 *	20.615	34.283	23.472	33.092*	234.7
3	1'51.063	20.862	34.105	23.238	32.858	226.4
4	1'51.301	20.842	34.164	23.273	33.022	226.8
5	2'08.468 P	24.591*	35.747*	24.226	43.899	230.2
6	11'42.680 *	20.498	34.746	24.009*	33.127*	164.3
7	1'51.151	20.717	34.016	23.276	33.142	229.2
8	1'50.671	20.664	33.944	23.226	32.837	229.2
9	2'06.473 P	22.74*	35.730*	24.265	43.734	229.2
10	9'49.436	22.090	34.791	23.475	33.323	149.5
11	1'51.941 *	20.488	33.948	23.206	34.299	233.7

17th		7	Dennis FOGGIA	Leopard Racing	ITA	
Runs=3	Total laps=14	Full laps=6				
1	2'47.509	24.932	34.933	23.977	37.687	120.4
2	2'00.296 *	20.557	34.200	23.273*	42.266	237.8
3	1'50.715	20.264	34.263	23.193	32.995	240.5
4	1'51.444 *	20.291*	34.571*	23.446*	33.129	242.6
5	1'51.083	20.555	34.161	23.213	33.154	237.8
6	2'01.696 P	20.53*	34.984*	23.277*	42.904	236.3
7	9'38.781 *	19.597	34.818*	23.966*	33.956	170.8
8	1'54.538 *	20.809	34.317	23.755*	35.657	234.7
9	1'51.103	20.583	33.986	23.351	33.183	237.8
10	1'51.140	20.592	33.978	23.376	33.194	234.2
11	2'01.138 P	20.580	34.901	23.748	41.909	232.7
12	8'19.143	30.804	35.823	23.797	33.260	102.9
13	1'52.005	20.435	33.815	23.201	34.554	238.9
14	1'50.901	20.364	34.069	23.266	33.202	239.4

18th		13	Celestino VIETTI	SKY Racing Team VR	ITA	
Runs=2	Total laps=6	Full laps=3				
1	2'55.520	20.502	34.869	23.734	33.329	164.6

19th		71	Ayumu SASAKI	Red Bull KTM Tech 3	JPN	
Runs=3	Total laps=11	Full laps=4				
1	3'07.987	23.159	35.514	23.805	35.222	131.5
2	1'51.628	20.576	34.117	23.323	33.612	236.3
3	1'50.756	20.705	33.923	23.200	32.928	233.2
4	1'51.344	20.715	34.008	23.308	33.313	230.2
5	1'55.266 *	20.896	34.737	24.363*	35.270	236.3
6	2'00.210 P	20.877	34.350	23.473	41.510	227.3
7	11'32.820	22.203	35.657	24.272	34.285	152.5
8	1'52.083	20.948	34.592	23.344	33.199	227.8
9	2'01.283 P	20.877	34.387	23.514	42.505	227.8
10	10'06.915 *	24.523	35.439	23.898	35.109*	109.5
11	1'51.875 *	20.692	33.716	22.958	34.509	234.7

20th		54	Riccardo ROSSI	BOE Skull Rider Facil	ITA	
Runs=3	Total laps=13	Full laps=1				
1	3'08.870	21.096	35.064	23.965	34.906	158.1
2	1'52.166 *	20.606	34.220	23.958*	33.382	236.3
3	1'52.223 *	20.739	34.342	23.563	33.579*	233.2
4	1'52.066 *	20.919	34.263	23.570	33.314*	235.2
5	1'51.625 *	20.632	34.260	23.512	33.221	234.7
6	1'53.858 *	20.792	35.003	24.280	33.783	228.8
7	2'03.484 P	20.748	34.518	23.519	44.699	232.7
8	7'45.592 *	19.259	36.276*	26.072	36.848*	162.8
9	1'53.487 *	20.871	34.649	23.579	34.388*	234.2
10	2'04.512 P	20.723	35.331	23.932*	44.526	234.7
11	11'39.901 *	22.153	35.017*	24.395	47.333	160.2
12	1'56.146 *	20.791	33.834	23.165*	38.356	231.7
13	1'50.955	20.576	33.638	23.289	33.452	233.2

21st		12	Filip SALAC	Rivacold Snipers Tea	CZE	
Runs=4	Total laps=16	Full laps=5				
1	3'07.488	20.713	35.969	24.007	40.908	156.7
2	1'51.494	20.791	34.239	23.386	33.078	235.8
3	1'54.234 *	22.03*	35.827*	23.262	33.107	228.3
4	1'51.078	20.714	34.004	23.388	32.972	230.7
5	1'51.321 *	20.440	33.995	23.461	33.425	234.7
6	2'03.426 P	20.911	34.889	24.433	43.193	230.2
7	6'21.145	19.548	34.588	24.137	34.811	173.3
8	1'51.777	20.947	34.145	23.480	33.205	229.2
9	1'51.691 *	20.725	34.091	23.639	33.236	227.8
10	2'02.658 P	20.711	34.159	23.463	44.325	227.3
11	4'42.563	19.510	35.279	27.880	34.885	170.0
12	1'51.000	20.866	33.883	23.180	33.071	225.9
13	1'50.598 *	20.619	33.836	23.104*	33.039	226.4
14	1'50.969	20.720	33.929	23.329	32.991	226.8
15	2'00.657 P	20.855	34.050	23.339	42.413	224.0
16	3'01.903 *	19.486	34.741	24.823	36.114*	171.1

Fastest Lap: Jaume MASIA Leopard Racing SPA **1'49.134** 20.263 33.377 22.948 32.546

These data/results cannot be reproduced, stored and/or transmitted in whole or in part by any manner of electronic, mechanical, photocopying, recording, broadcasting or otherwise now known or herein after developed without the previous express consent by the copyright owner, except for reproduction in daily press and regular printed publications on sale to the public within 60 days of the event related to those data/results and always provided that copyright symbol appears together as follows below.
© DORNA, 2020

Free Practice Nr. 2

Moto3

Lap	Lap Time	T1	T2	T3	T4	Speed	Lap	Lap Time	T1	T2	T3	T4	Speed						
22nd	21	Alonso LOPEZ Sterigarda Max Racin SPA					6	1'51.023 *	20.722	34.013	23.305	32.983*	227.3						
		Runs=3	Total laps=14	Full laps=5		7	2'00.662 P	21.386	34.291	23.769	41.216	214.7							
1	2'50.372	20.961	34.665	24.035	33.486	142.8	8	6'05.437 *	23.067	37.984*	23.491	33.229	131.5						
2	1'51.660 *	20.739	34.116	23.328*	33.477	229.2	9	1'59.465 P	20.754	34.991	23.669	40.051	229.2						
3	1'54.784 *	20.92 *	37.283*	23.352	33.228	225.9	10	10'17.916	20.617	34.429	23.346	34.129	164.3						
4	1'51.271	20.717	34.220	23.241	33.093	233.2	11	1'52.742 *	20.394	33.606	22.999	35.743	236.8						
5	1'50.383 *	20.613	33.783	23.146*	32.841	237.8	26th 92 Yuki KUNII Honda Team Asia JPN												
6	2'06.969 P	21.141*	35.979*	24.173	45.677	232.7	Runs=3	Total laps=15	Full laps=8		1	2'47.714	21.399	38.459	24.708	39.164	156.2		
7	6'10.563	20.010	35.352	23.710	33.867	163.1	2	2'00.327	21.263	34.642	23.701	40.721	230.7						
8	1'51.685	20.758	34.139	23.391	33.397	230.7	3	1'52.435	20.713	34.411	23.496	33.815	234.2						
9	1'52.009 *	20.899	34.332	23.456	33.322	228.8	4	1'52.952	20.893	34.536	23.768	33.755	229.2						
10	1'51.147	20.713	34.178	23.237	33.019	231.2	5	1'52.917	21.071	34.451	23.743	33.652	231.7						
11	2'03.032 P	20.567	34.652	23.986	43.827	234.7	6	1'52.244 *	20.808	34.305	23.581	33.550	230.2						
12	11'24.473 *	22.385	34.882	23.390*	33.233	140.6	7	2'03.144 P	21.001	35.290	24.207*	42.646	228.3						
13	1'51.936	20.564	34.029	23.085	34.258	232.2	8	7'43.680 *	19.750	35.054*	24.027	33.524*	164.6						
14	1'51.071	20.989	33.820	23.252	33.010	224.0	9	1'52.081	20.985	34.226	23.493	33.377	226.8						
23rd 89 Khairul Idham PAWI Petronas Sprinta Raci MAL							10	1'52.006	20.838	34.557	23.471	33.140	230.2						
		Runs=3	Total laps=13	Full laps=6		11	1'51.811	20.952	34.219	23.381	33.259	228.3							
1	2'46.419	20.789	35.088	24.102	37.007	161.9	12	2'00.794 P	20.970	34.425	23.543	41.856	225.4						
2	2'02.118	21.142	34.219	23.472	43.285	225.4	13	8'19.609	27.051	36.108	23.463	33.311	117.2						
3	1'51.818	20.757	34.126	23.384	33.551	235.2	14	1'53.343 *	20.427	33.698	23.146	36.072*	237.8						
4	1'53.113	21.136	34.524	23.893	33.560	225.9	15	1'51.143	20.767	34.028	23.294	33.054	228.8						
5	1'51.824	20.858	34.128	23.448	33.390	231.2	27th 53 Deniz ÖNCÜ Red Bull KTM Tech 3 TUR												
6	2'01.002 P	20.774	34.164	23.661*	42.403	230.2	Runs=3	Total laps=14	Full laps=6		1	3'06.652	20.123	36.619	24.178	39.639	157.6		
7	7'17.451 *	27.115	37.442*	23.666	33.704*	106.0	2	1'52.977	21.154	34.438	23.644	33.741	228.8						
8	1'51.878	20.742	34.244	23.598	33.294	231.7	3	1'52.364	20.938	34.468	23.390	33.568	234.7						
9	1'51.288 *	20.664	34.067	23.308	33.249	233.2	4	1'52.324	20.954	34.345	23.520	33.505	228.3						
10	1'51.079	20.499	34.149	23.328	33.103	234.7	5	1'52.135 *	20.658	34.315	23.418	33.744	236.8						
11	2'01.275 P	21.413	34.624	23.640	41.598	230.2	6	1'53.657 *	20.833	34.560	23.702	34.562	231.7						
12	10'52.644	23.615	36.229	23.448	40.128	137.9	7	2'02.030 P	21.062	34.622	23.913	42.433	225.9						
13	1'52.892 *	20.557	34.077	23.216	35.042	238.4	8	7'46.432	25.417	35.112	23.795	33.874	97.1						
24th 73 Maximilian KOFLER CIP Green Power AUT							9	1'51.906	20.879	34.325	23.339	33.363	228.8						
		Runs=3	Total laps=13	Full laps=6		10	1'51.573	20.636	34.326	23.336	33.275	232.7							
1	2'22.928	23.332	37.357	25.058	35.858	137.4	11	2'05.021 P	21.025	34.876	23.431	45.689	229.2						
2	1'56.194	21.786	35.706	24.148	34.554	227.8	12	9'49.218	22.086	35.535	23.753	34.294	158.1						
3	1'54.931	21.313	35.357	23.584	34.677	226.4	13	1'57.296 *	20.589	33.898	22.910	39.899*	232.2						
4	1'54.370 *	21.228	34.923	24.190*	34.029	228.3	14	1'51.200	20.735	34.028	23.104	33.333	229.7						
5	1'53.829	21.330	34.553	23.852	34.094	229.2	28th 27 Kaito TOBA Red Bull KTM Ajo JPN												
6	2'07.376 P	22.171*	36.010*	24.501	44.686	229.7	Runs=3	Total laps=12	Full laps=3		1	2'02.021	20.440	34.827	23.746	33.380	158.5		
7	12'01.758	24.672	35.921	24.833	33.627	140.4	2	1'56.456 *	20.831	36.600	24.526	34.499*	230.7						
8	1'51.117	20.635	34.098	23.391	32.993	236.3	3	1'57.235 *	23.54*	36.234*	23.723	33.732*	225.4						
9	1'55.954	20.740	34.919	23.553	36.742	238.9	4	1'52.621	21.090	34.385	23.589	33.557	226.4						
10	2'02.317 P	20.714	34.876	23.801	42.926	230.7	5	2'01.424 P	20.968	34.359	23.590	42.507	226.4						
11	8'00.894	23.306	34.992	23.618	33.347	124.8	6	9'53.643 *	27.256	37.532*	23.568	33.570*	104.9						
12	1'52.175 *	20.703	33.824	23.247	34.401*	237.3	7	1'51.897	20.890	34.326	23.526	33.155	229.2						
13	1'51.104	20.798	34.014	23.185	33.107	234.7	8	1'51.321 *	20.708	34.113	23.288	33.212*	231.7						
25th 23 Niccolò ANTONELL SIC58 Squadra Corse ITA							9	1'51.280	20.495	34.111	23.321	33.353	232.7						
		Runs=4	Total laps=11	Full laps=1		10	2'02.618 P	21.263	34.760	23.807	42.788	233.2							
1	3'12.191 P	20.268	36.473	23.809	46.502	162.4	11	10'43.906 *	24.246	36.033	23.494*	33.062	115.2						
2	7'10.396	27.790	34.429	23.412	33.004	84.1	12	1'59.157 *	22.26*	36.877*	23.900	36.117	231.2						
3	1'51.764 *	20.810	34.189	23.375*	33.390	233.2	Fastest Lap: Jaume MASIA Leopard Racing SPA 1'49.134 20.263 33.377 22.948 32.546												
4	1'51.516 *	20.912	34.169	23.335	33.100*	230.2	These data/results cannot be reproduced, stored and/or transmitted in whole or in part by any manner of electronic, mechanical, photocopying, recording, broadcasting or otherwise now known or herein after developed without the previous express consent by the copyright owner, except for reproduction in daily press and regular printed publications on sale to the public within 60 days of the event related to those data/results and always provided that copyright symbol appears together as follows below.												
5	1'51.108	20.654	34.180	23.458	32.816	234.7	© DORNA, 2020												

Fastest Lap: Jaume MASIA Leopard Racing SPA **1'49.134** 20.263 33.377 22.948 32.546

These data/results cannot be reproduced, stored and/or transmitted in whole or in part by any manner of electronic, mechanical, photocopying, recording, broadcasting or otherwise now known or herein after developed without the previous express consent by the copyright owner, except for reproduction in daily press and regular printed publications on sale to the public within 60 days of the event related to those data/results and always provided that copyright symbol appears together as follows below.
© DORNA, 2020

Official MotoGP Timing by TISSOT
www.motogp.com

Barcelona, Friday, September 25, 2020

Page 4 of 5



Free Practice Nr. 2

Moto3

Lap	Lap Time	T1	T2	T3	T4	Speed	Lap	Lap Time	T1	T2	T3	T4	Speed
29th	6	Ryusei YAMANAKA Estrella Galicia 0,0 JPN						Runs=3 Total laps=15 Full laps=5					
1	3'07.806	21.488	34.910	23.654	34.474	160.7							
2	2'03.844 P	20.690	34.315	25.354	43.485	236.8							
3	6'01.459 *	20.568	34.535	23.893*	33.789	151.6							
4	1'52.264 *	20.911	34.320	23.610*	33.423	225.9							
5	1'52.194	21.102	34.357	23.520	33.215	226.8							
6	1'51.758 *	20.888	34.236	23.440*	33.194	226.4							
7	1'52.108 *	20.878	34.225	23.520	33.485	225.4							
8	1'51.892	20.843	34.185	23.624	33.240	226.8							
9	1'52.109 *	20.841	34.359	23.600*	33.309	227.3							
10	1'51.287	20.670	34.195	23.322	33.100	228.3							
11	1'51.601	20.637	34.101	23.562	33.301	229.7							
12	2'01.391 P	20.848	34.237	23.514	42.792	226.8							
13	9'03.254 *	19.949	34.411	23.678*	33.534	166.4							
14	1'51.116 *	21.074	33.698	23.227	33.117*	225.9							
15	1'51.383	21.023	33.857	23.470	33.033	223.6							

30th	20	Jose Julian GARCI SIC58 Squadra Corse SPA						Runs=3 Total laps=15 Full laps=6					
1	2'31.126	19.882	34.713	24.239	33.469	162.6							
2	1'51.443	20.826	34.110	23.451	33.056	229.7							
3	1'53.566	20.767	34.196	23.289	35.314	227.3							
4	1'51.385	20.522	34.004	23.504	33.355	232.2							
5	1'51.823 *	20.852	34.089	23.589	33.293*	227.8							
6	1'53.472 *	21.15*	35.201*	23.715	33.399	228.3							
7	1'51.596	20.657	34.159	23.564	33.216	231.2							
8	2'04.285 P	20.531*	35.876*	24.331	43.542	230.2							
9	6'19.698 *	19.242	34.873*	23.894	33.383	163.1							
10	1'52.317	20.839	35.040	23.321	33.117	230.7							
11	1'51.290	20.686	34.047	23.411	33.146	230.2							
12	2'13.789 P			24.791	45.022	229.7							
13	9'50.649	25.541	35.386	24.182	33.625	110.6							
14	1'53.317 *	20.712	33.838	23.156*	35.611	227.3							
15	1'51.226 *	21.047	34.130	23.201	32.848*	226.8							

31st	50	Jason DUPASQUIE CarXpert PruestelGP SWI						Runs=3 Total laps=13 Full laps=2					
1	2'59.020	20.030	35.555	24.024	33.735	160.9							
2	1'54.437 *	21.175	34.556	23.492*	35.214	231.7							
3	1'52.180	20.914	34.295	23.371	33.600	230.2							
4	1'52.647 *	21.038	34.276	23.721	33.612*	229.7							
5	1'52.599 *	20.912	34.401	23.578*	33.708	234.2							
6	1'52.458 *	20.904	34.359	23.550	33.645	234.2							
7	2'01.163 P	20.893	34.887	23.528	41.855	232.7							
8	7'09.243 *	20.267	35.720	23.575	33.423*	155.6							
9	1'52.075 *	20.704	34.280	23.628	33.463	235.2							
10	1'52.096	20.736	34.478	23.488	33.394	232.7							
11	2'03.115 P	20.90*	35.639*	23.739	42.835	232.7							
12	10'48.458	21.489	34.307	23.649	33.093	158.5							
13	1'52.137 *	20.479	33.788	23.338	34.532	236.3							

Fastest Lap: Jaume MASIA Leopard Racing SPA **1'49.134** 20.263 33.377 22.948 32.546

These data/results cannot be reproduced, stored and/or transmitted in whole or in part by any manner of electronic, mechanical, photocopying, recording, broadcasting or otherwise now known or herein after developed without the previous express consent by the copyright owner, except for reproduction in daily press and regular printed publications on sale to the public within 60 days of the event related to those data/results and always provided that copyright symbol appears together as follows below.
© DORNA, 2020

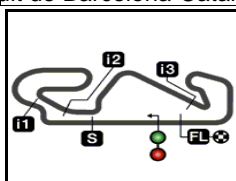
Official MotoGP Timing by TISSOT
www.motogp.com

Barcelona, Friday, September 25, 2020

Page 5 of 5

motogp





4627 m.

GRAN PREMI MONSTER ENERGY DE CATALUNYA

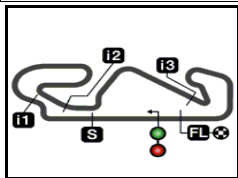
Free Practice Nr. 2

Best Partial Times

IT Ideal Lap Time, sum of the best partial times*BT* Best Lap Time

<i>T1</i>		<i>T2</i>		<i>T3</i>		<i>T4</i>				<i>IT</i>	<i>BT</i>	
Pos	Rider	Time	Rider	Time	Rider	Time	Rider	Time	Pos	Rider		
1	D.BINDER	20.160	J.MCPHEE	33.349	D.ÖNCÜ	22.910	R.FERNANDEZ	32.524	1	D.BINDER	1'49.119	1'49.418 (2)
2	J.MASIA	20.263	J.MASIA	33.377	J.MASIA	22.948	J.MCPHEE	32.541	2	J.MASIA	1'49.134	1'49.134 (1)
3	D.FOGGIA	20.264	D.BINDER	33.392	A.SASAKI	22.958	J.MASIA	32.546	3	J.MCPHEE	1'49.165	1'50.151 (10)
4	J.MCPHEE	20.290	A.ARENAS	33.456	D.BINDER	22.963	T.ARBOLINO	32.558	4	C.TATAY	1'49.515	1'50.065 (7)
5	C.TATAY	20.292	G.RODRIGO	33.464	C.TATAY	22.970	D.BINDER	32.604	5	T.ARBOLINO	1'49.547	1'49.952 (5)
6	T.ARBOLINO	20.301	C.TATAY	33.490	A.MIGNO	22.975	G.RODRIGO	32.692	6	G.RODRIGO	1'49.682	1'49.821 (3)
7	S.NEPA	20.322	J.ALCOBA	33.535	J.MCPHEE	22.985	J.ALCOBA	32.694	7	J.ALCOBA	1'49.742	1'50.090 (9)
8	A.ARENAS	20.330	N.ANTONELLI	33.606	G.RODRIGO	22.996	S.GARCIA	32.714	8	R.FERNANDEZ	1'49.751	1'49.935 (4)
9	J.ALCOBA	20.369	R.ROSSI	33.638	N.ANTONELLI	22.999	A.MIGNO	32.742	9	N.ANTONELLI	1'49.815	1'51.108 (25)
10	C.VIETTI	20.370	A.MIGNO	33.665	R.FERNANDEZ	23.008	C.TATAY	32.763	10	A.ARENAS	1'49.834	1'50.502 (14)
11	N.ANTONELLI	20.394	D.PIZZOLI	33.666	T.ARBOLINO	23.022	A.OGURA	32.769	11	A.MIGNO	1'49.924	1'50.072 (8)
12	S.GARCIA	20.413	T.ARBOLINO	33.666	A.LOPEZ	23.085	D.PIZZOLI	32.777	12	S.GARCIA	1'50.023	1'50.394 (12)
13	Y.KUNII	20.427	R.YAMANAKA	33.698	S.GARCIA	23.094	S.NEPA	32.811	13	S.NEPA	1'50.031	1'50.031 (6)
14	F.SALAC	20.440	Y.KUNII	33.698	C.VIETTI	23.100	C.VIETTI	32.813	14	D.PIZZOLI	1'50.150	1'50.246 (11)
15	J.DUPASQUIER	20.479	R.FERNANDEZ	33.712	A.ARENAS	23.100	N.ANTONELLI	32.816	15	A.SASAKI	1'50.178	1'50.756 (19)
16	R.FENATI	20.488	A.SASAKI	33.716	J.ALCOBA	23.144	R.FENATI	32.837	16	C.VIETTI	1'50.179	1'50.742 (18)
17	A.OGURA	20.491	S.NEPA	33.723	Y.KUNII	23.146	A.LOPEZ	32.841	17	D.FOGGIA	1'50.267	1'50.715 (17)
18	K.TOBA	20.495	B.BALTUS	33.749	S.NEPA	23.175	B.BALTUS	32.846	18	A.LOPEZ	1'50.273	1'51.071 (22)
19	K.PAWI	20.499	A.LOPEZ	33.783	F.SALAC	23.180	A.SASAKI	32.928	19	A.OGURA	1'50.293	1'50.415 (13)
20	D.PIZZOLI	20.504	J.DUPASQUIER	33.788	M.KOFLER	23.185	A.ARENAS	32.948	20	Y.KUNII	1'50.325	1'51.143 (26)
21	R.FERNANDEZ	20.507	S.GARCIA	33.802	B.BALTUS	23.186	F.SALAC	32.972	21	F.SALAC	1'50.428	1'50.969 (21)
22	J.GARCIA	20.522	D.FOGGIA	33.815	D.FOGGIA	23.193	M.KOFLER	32.993	22	B.BALTUS	1'50.440	1'50.525 (15)
23	G.RODRIGO	20.530	M.KOFLER	33.824	J.GARCIA	23.201	D.FOGGIA	32.995	23	R.FENATI	1'50.475	1'50.671 (16)
24	A.MIGNO	20.542	A.OGURA	33.830	D.PIZZOLI	23.203	R.YAMANAKA	33.033	24	R.YAMANAKA	1'50.595	1'51.287 (29)

These data/results cannot be reproduced, stored and/or transmitted in whole or in part by any manner of electronic, mechanical, photocopying, recording, broadcasting or otherwise now known or herein after developed without the previous express consent by the copyright owner, except for reproduction in daily press and regular printed publications on sale to the public within 60 days of the event related to those data/results and always provided that copyright symbol appears together as follows below.
© DORNA, 2020



4627 m.

GRAN PREMI MONSTER ENERGY DE CATALUNYA

Free Practice Nr. 2

Best Partial Times

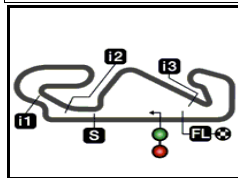
IT Ideal Lap Time, sum of the best partial times*BT* Best Lap Time

<i>T1</i>		<i>T2</i>		<i>T3</i>		<i>T4</i>				<i>IT</i>	<i>BT</i>	
Pos	Rider	Time	Rider	Time	Rider	Time	Rider	Time	Pos	Rider		
25	A. LOPEZ	20.564	F. SALAC	33.836	A. OGURA	23.203	Y. KUNII	33.054	25	J. GARCIA	1'50.617	1'51.290 (30)
26	R. ROSSI	20.576	J. GARCIA	33.838	R. FENATI	23.206	J. GARCIA	33.056	26	M. KOFLER	1'50.637	1'51.104 (24)
27	A. SASAKI	20.576	C. VIETTI	33.896	K. PAWI	23.216	K. TOBA	33.062	27	D. ÖNCÜ	1'50.672	1'51.200 (27)
28	D. ÖNCÜ	20.589	D. ÖNCÜ	33.898	R. YAMANAKA	23.227	J. DUPASQUIER	33.093	28	J. DUPASQUIE	1'50.698	1'52.096 (31)
29	M. KOFLER	20.635	R. FENATI	33.944	K. TOBA	23.288	K. PAWI	33.103	29	R. ROSSI	1'50.724	1'50.955 (20)
30	R. YAMANAKA	20.637	K. PAWI	34.067	R. ROSSI	23.289	R. ROSSI	33.221	30	K. PAWI	1'50.885	1'51.079 (23)
31	B. BALTUS	20.659	K. TOBA	34.111	J. DUPASQUIER	23.338	D. ÖNCÜ	33.275	31	K. TOBA	1'50.956	1'51.280 (28)

These data/results cannot be reproduced, stored and/or transmitted in whole or in part by any manner of electronic, mechanical, photocopying, recording, broadcasting or otherwise now known or herein after developed without the previous express consent by the copyright owner, except for reproduction in daily press and regular printed publications on sale to the public within 60 days of the event related to those data/results and always provided that copyright symbol appears together as follows below.
© DORNA, 2020

Official MotoGP Timing by TISSOT
www.motogp.com






4627 m.

GRAN PREMI MONSTER ENERGY DE CATALUNYA

Free Practice Nr. 2

Fastest Laps Sequence

<i>Practice Time</i>	 <i>Rider</i>	<i>Nation</i>	<i>Motorcycle</i>	<i>Time</i>	<i>Km/h</i>	<i>Rider's Lap</i>
4'19.122	73 Maximilian KOFLER	AUT	KTM	1'56.194	143.3	2
4'21.132	2 Gabriel RODRIGO	ARG	HONDA	1'50.974	150.1	2
4'42.627	75 Albert ARENAS	SPA	KTM	1'50.881	150.2	2
5'02.345	14 Tony ARBOLINO	ITA	HONDA	1'50.189	151.1	2
6'37.809	17 John MCPHEE	GBR	HONDA	1'50.151	151.2	3
6'52.297	14 Tony ARBOLINO	ITA	HONDA	1'49.952	151.4	3
25'45.332	25 Raul FERNANDEZ	SPA	KTM	1'49.935	151.5	7
26'02.180	40 Darryn BINDER	RSA	KTM	1'49.650	151.9	9
39'49.786	40 Darryn BINDER	RSA	KTM	1'49.418	152.2	12
39'50.146	5 Jaume MASIA	SPA	HONDA	1'49.134	152.6	8

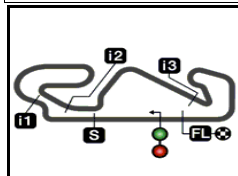
These data/results cannot be reproduced, stored and/or transmitted in whole or in part by any manner of electronic, mechanical, photocopying, recording, broadcasting or otherwise now known or herein after developed without the previous express consent by the copyright owner, except for reproduction in daily press and regular printed publications on sale to the public within 60 days of the event related to those data/results and always provided that copyright symbol appears together as follows below.

© DORNA, 2020

Official MotoGP Timing by TISSOT
www.motogp.com

Barcelona, Friday, September 25, 2020






4627 m.

GRAN PREMI MONSTER ENERGY DE CATALUNYA

Free Practice Nr. 2

Combined Free Practice Times

7

	Rider	Nation	Team	MOTORCYCLE	FP1	FP2	Gap
1	25 R.FERNANDEZ	SPA	Red Bull KTM Ajo	KTM	1'48.853	12 1'49.935	7
2	5 J.MASIA	SPA	Leopard Racing	HONDA	1'49.428	15 1'49.134	8 0.281 0.281
3	55 R.FENATI	ITA	Sterilgarda Max Racing Team	HUSQVARNA	1'49.243	14 1'50.671	8 0.390 0.109
4	14 T.ARBOLINO	ITA	Rivacold Snipers Team	HONDA	1'49.262	17 1'49.952	3 0.409 0.019
5	40 D.BINDER	RSA	CIP Green Power	KTM	1'49.750	17 1'49.418	12 0.565 0.156
6	17 J.MCPHEE	GBR	Petronas Sprinta Racing	HONDA	1'49.460	15 1'50.151	3 0.607 0.042
7	75 A.ARENAS	SPA	Gaviota Aspar Team Moto3	KTM	1'49.549	15 1'50.502	5 0.696 0.089
8	23 N.ANTONELLI	ITA	SIC58 Squadra Corse	HONDA	1'49.578	16 1'51.108	5 0.725 0.029
9	27 K.TOBA	JPN	Red Bull KTM Ajo	KTM	1'49.626	13 1'51.280	9 0.773 0.048
10	2 G.RODRIGO	ARG	Kömmerling Gresini Moto3	HONDA	1'49.640	16 1'49.821	8 0.787 0.014
11	12 F.SALAC	CZE	Rivacold Snipers Team	HONDA	1'49.688	16 1'50.969	14 0.835 0.048
12	16 A.MIGNO	ITA	SKY Racing Team VR46	KTM	1'49.807	15 1'50.072	16 0.954 0.119
13	21 A.LOPEZ	SPA	Sterilgarda Max Racing Team	HUSQVARNA	1'49.847	14 1'51.071	14 0.994 0.040
14	82 S.NEPA	ITA	Gaviota Aspar Team Moto3	KTM	1'51.607	14 1'50.031	5 1.178 0.184
15	52 J.ALCOBA	SPA	Kömmerling Gresini Moto3	HONDA	1'50.065	15 1'50.090	15 1.212 0.034
16	99 C.TATAY	SPA	Reale Avintia Moto3	KTM	1'50.205	16 1'50.065	5 1.212
17	11 S.GARCIA	SPA	Estrella Galicia 0,0	HONDA	1'50.149	15 1'50.394	3 1.296 0.084
18	54 R.ROSSI	ITA	BOE Skull Rider Facile Energy	KTM	1'50.194	15 1'50.955	13 1.341 0.045
19	70 B.BALTUS	BEL	CarXpert PruestelGP	KTM	1'50.210	15 1'50.525	3 1.357 0.016
20	9 D.PIZZOLI	ITA	BOE Skull Rider Facile Energy	KTM	1'51.380	15 1'50.246	8 1.393 0.036
21	7 D.FOGGIA	ITA	Leopard Racing	HONDA	1'50.320	15 1'50.715	3 1.467 0.074
22	71 A.SASAKI	JPN	Red Bull KTM Tech 3	KTM	1'50.338	16 1'50.756	3 1.485 0.018
23	79 A.OGURA	JPN	Honda Team Asia	HONDA	1'50.929	18 1'50.415	3 1.562 0.077
24	6 R.YAMANAKA	JPN	Estrella Galicia 0,0	HONDA	1'50.507	16 1'51.287	10 1.654 0.092
25	50 J.DUPASQUIER	SWI	CarXpert PruestelGP	KTM	1'50.582	15 1'52.096	10 1.729 0.075
26	13 C.VIETTI	ITA	SKY Racing Team VR46	KTM	1'50.605	14 1'50.742	3 1.752 0.023
27	20 J.GARCIA	SPA	SIC58 Squadra Corse	HONDA	1'50.818	14 1'51.290	11 1.965 0.213
28	92 Y.KUNII	JPN	Honda Team Asia	HONDA	1'51.000	16 1'51.143	15 2.147 0.182
29	89 K.PAWI	MAL	Petronas Sprinta Racing	HONDA	1'51.156	17 1'51.079	10 2.226 0.079
30	73 M.KOFLER	AUT	CIP Green Power	KTM	1'53.055	15 1'51.104	13 2.251 0.025
31	53 D.ÖNCÜ	TUR	Red Bull KTM Tech 3	KTM	1'51.221	13 1'51.200	14 2.347 0.096

Pole Position Record:	2019	Gabriel RODRIGO	1'48.450	153.5 Km/h
Best Race Lap:	2019	Kaito TOBA	1'48.803	153.0 Km/h
All Time Lap Record:	2019	Aron CANET	1'48.433	153.6 Km/h

The results are provisional until the end of the limit for protest and appeals.

Time limit for protest expires 60' after publication of the results - Mr. Time:

These data/results cannot be reproduced, stored and/or transmitted in whole or in part by any manner of electronic, mechanical, photocopying, recording, broadcasting or otherwise now known or herein after developed without the previous express consent by the copyright owner, except for reproduction in daily press and regular printed publications on sale to the public within 60 days of the event related to those data/results and always provided that copyright symbol appears together as follows below.

© DORNA, 2020

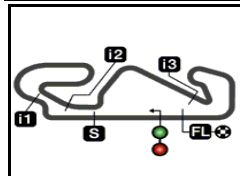
Official MotoGP Timing by TISSOT

www.motogp.com

Barcelona, Friday, September 25, 2020







4627 m.

GRAN PREMI MONSTER ENERGY DE CATALUNYA

Free Practice Nr. 2

Top Speed & Average

8



Rider	Nation	Motorcycle	Top 5 speeds					Average	Top
7 Dennis FOGGIA	ITA	HONDA	242.6	240.5	239.4	238.9	237.8	239.3	242.6
17 John MCPHEE	GBR	HONDA	241.6	240.5	238.9	235.8	232.2	237.8	241.6
99 Carlos TATAY	SPA	KTM	241.6	241.6	234.7	234.2	234.2	237.3	241.6
5 Jaume MASIA	SPA	HONDA	241.0	236.8	236.3	234.7	233.7	236.5	241.0
14 Tony ARBOLINO	ITA	HONDA	241.0	236.8	236.3	234.7	233.2	236.4	241.0
82 Stefano NEPA	ITA	KTM	241.0	238.4	236.8	234.7	234.7	237.1	241.0
40 Darryn BINDER	RSA	KTM	239.4	236.3	235.8	234.2	234.2	235.7	239.4
79 Ai OGURA	JPN	HONDA	239.4	234.7	234.2	230.7	230.2	233.8	239.4
13 Celestino VIETTI	ITA	KTM	238.9	236.8	235.8	232.7	164.8	221.8	238.9
73 Maximilian KOFLER	AUT	KTM	238.9	237.3	236.3	234.7	230.7	235.6	238.9
75 Albert ARENAS	SPA	KTM	238.9	237.8	235.8	234.7	232.2	235.9	238.9
89 Khairul Idham PAWI	MAL	HONDA	238.4	235.2	234.7	233.2	231.7	234.6	238.4
21 Alonso LOPEZ	SPA	HUSQVARNA	237.8	234.7	233.2	232.7	232.2	234.1	237.8
92 Yuki KUNII	JPN	HONDA	237.8	234.2	231.7	230.7	230.2	232.5	237.8
52 Jeremy ALCOBA	SPA	HONDA	237.3	236.3	229.2	229.2	228.8	231.6	237.3
6 Ryusei YAMANAKA	JPN	HONDA	236.8	229.7	228.3	227.3	226.8	228.9	236.8
23 Niccolò ANTONELLI	ITA	HONDA	236.8	234.7	233.2	230.2	229.2	232.8	236.8
53 Deniz ÖNCÜ	TUR	KTM	236.8	234.7	232.7	232.2	231.7	233.6	236.8
11 Sergio GARCIA	SPA	HONDA	236.3	233.2	231.7	230.7	230.2	232.4	236.3
50 Jason DUPASQUIER	SWI	KTM	236.3	235.2	234.2	234.2	232.7	234.0	236.3
54 Riccardo ROSSI	ITA	KTM	236.3	235.2	234.7	234.7	234.2	235.0	236.3
71 Ayumu SASAKI	JPN	KTM	236.3	236.3	234.7	233.2	230.2	234.1	236.3
12 Filip SALAC	CZE	HONDA	235.8	234.7	230.7	230.2	229.2	232.1	235.8
16 Andrea MIGNO	ITA	KTM	235.8	234.7	234.2	232.2	231.7	233.7	235.8
9 Davide PIZZOLI	ITA	KTM	235.2	234.2	233.7	233.2	231.7	233.6	235.2
55 Romano FENATI	ITA	HUSQVARNA	234.7	233.7	230.2	229.2	229.2	231.0	234.7
27 Kaito TOBA	JPN	KTM	233.2	232.7	231.7	231.2	230.7	231.9	233.2
70 Barry BALTUS	BEL	KTM	232.7	232.2	231.7	230.7	228.8	231.2	232.7
20 Jose Julian GARCIA	SPA	HONDA	232.2	231.2	230.7	230.2	230.2	230.9	232.2
2 Gabriel RODRIGO	ARG	HONDA	231.7	231.2	230.7	230.7	230.7	231.0	231.7
25 Raul FERNANDEZ	SPA	KTM	231.2	229.7	229.7	229.2	229.2	229.8	231.2

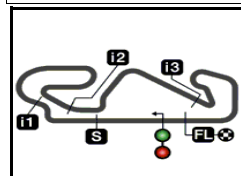
These data/results cannot be reproduced, stored and/or transmitted in whole or in part by any manner of electronic, mechanical, photocopying, recording, broadcasting or otherwise now known or herein after developed without the previous express consent by the copyright owner, except for reproduction in daily press and regular printed publications on sale to the public within 60 days of the event related to those data/results and always provided that copyright symbol appears together as follows below.

© DORNA, 2020

Official MotoGP Timing by TISSOT
www.motogp.com



Barcelona, Friday, September 25, 2020



4627 m.

GRAN PREMI MONSTER ENERGY DE CATALUNYA

Free Practice Nr. 2

Chronological Analysis of Performances

9

* Lap / Sector time cancelled							T1 Time from finish line to 1st intermediate					T3 Time from 2nd intermed. to 3rd intermed.				
P Crossing the finish line in pit lane							T2 Time from 1st intermed. to 2nd intermed.					T4 Time from 3rd intermediate to finish line				
Lap	Lap Time	T1	T2	T3	T4	Speed	Lap	Lap Time	T1	T2	T3	T4	Speed			
1st	5	Jaume MASIA			Leopard Racing SPA		Runs=3 Total laps=10 Full laps=5									
1	2'53.553	23.013	37.490	26.257	33.562	143.4	1	2'30.158	22.952	34.921	23.908	33.354	148.7			
2	1'50.971	20.655	34.058	23.258	33.000	236.3	2	1'50.974	20.682	34.066	23.323	32.903	230.7			
3	1'50.595 *	20.433	33.975	23.232*	32.955*	234.7	3	1'51.184	20.628	33.906	23.294	33.356	230.7			
4	1'50.948 *	20.575	33.996	23.326	33.051*	232.7	4	1'50.952	20.530	33.895	23.486	33.041	231.2			
5	1'55.635 *	21.58*	37.530*	23.382	33.138	230.2	5	1'52.891 *	20.881	35.005	23.642	33.363	230.7			
6	2'02.242 P	20.442	33.906	23.190	44.704	233.7	6	5'21.413 P	3'08.864	52.552	30.743	49.254	231.7			
unfinished		19.414	34.955			170.8	7	22'42.133	30.758	36.255	23.684	32.731	123.5			
7	2'00.094	27.403	36.162	23.530	32.999	127.6	8	1'49.821	20.669	33.464	22.996	32.692	229.2			
8	1'49.134	20.263	33.377	22.948	32.546	241.0	9	1'52.105	21.212	34.006	23.379	33.508	221.7			
9	1'52.008	20.507	35.116	23.195	33.190	236.8										
2nd	40	Darryn BINDER			CIP Green Power RSA		Runs=3 Total laps=13 Full laps=6									
1	3'05.837	19.387	34.788	23.926	37.122	166.4	1	2'01.127	21.182	34.479	23.570	33.350	158.3			
2	1'53.120	21.169	34.591	23.703	33.657	227.8	2	2'14.732 P	20.581	42.077	27.870	44.204	229.2			
3	1'51.866	21.135	34.085	23.678	32.968	227.3	3	9'31.539	20.994	34.747	23.580	33.391	153.1			
4	1'51.047	20.726	33.941	23.353	33.027	232.7	4	1'51.077	20.653	34.192	23.228	33.004	231.2			
5	1'51.279	20.160	34.018	23.487	33.614	239.4	5	2'03.653 P	21.210	35.592	24.089	42.762	226.4			
6	1'57.176 *	21.33*	38.329*	23.732	33.776	236.3	6	6'13.269	21.113	34.694	23.436	32.961	143.0			
7	2'02.948 P	21.08*	35.014*	23.580	43.273	234.2	7	1'49.935	20.588	33.712	23.111	32.524	229.7			
8	9'39.257	24.225	37.481	23.586	32.961	111.6	8	1'49.959	20.507	33.787	23.131	32.534	229.7			
9	1'49.650	20.236	33.482	23.288	32.644	235.8	9	2'01.188 P	20.946	34.818	23.584	41.840	228.8			
10	2'04.707 P	23.19*	35.305*	23.338	42.868	234.2	10	8'01.527	19.768	34.308	23.324	33.229	165.8			
11	9'53.481	23.239	34.563	23.630	32.845	130.1	11	1'52.486	20.760	34.032	23.008	34.686	226.8			
12	1'49.418	20.459	33.392	22.963	32.604	234.2	12	1'50.721	20.878	33.909	23.078	32.856	229.2			
13	1'52.484 *	21.81*	34.433*	23.148*	33.084	229.7										
3rd	99	Carlos TATAY			Reale Avintia Moto3 SPA		Runs=3 Total laps=13 Full laps=8									
1	2'51.479	22.069	35.640	24.480	33.590	133.9	1	3'12.156	19.258	34.439	24.608	35.338	172.2			
2	1'55.765	20.827	34.184	23.267	37.487	226.8	2	1'50.189	20.694	33.859	23.078	32.558	234.7			
3	1'50.920	20.596	34.040	23.358	32.926	234.2	3	1'49.952	20.362	33.778	23.108	32.704	236.3			
4	1'50.508	20.466	33.938	23.290	32.814	234.2	4	1'50.519 *	20.385	33.830	23.108	33.196*	236.8			
5	1'50.065	20.347	33.728	23.227	32.763	241.6	5	2'07.343 P	24.42*	35.189*	23.779	43.953	233.2			
6	2'00.929 P	20.916	34.676	23.719	41.618	234.7	6	9'59.936 P	19.396	34.168	23.283	3'32.189	162.8			
7	10'03.751	22.915	34.742	23.849	33.243	139.7	7	17'22.173 *	20.325	34.215	23.092*	33.308	167.1			
8	1'51.081	20.778	34.089	23.293	32.921	230.2	8	1'53.265 *	20.301	33.666	23.022	36.276	241.0			
9	1'50.991	20.628	34.088	23.341	32.934	232.7										
10	2'00.121 P	20.699	33.992	23.418	42.012	230.2										
11	9'56.147	23.162	34.752	23.519	33.132	139.1										
12	1'49.611	20.292	33.547	22.970	32.802	241.6										
13	1'50.326	20.556	33.490	23.083	33.197	230.2										
4th	2	Gabriel RODRIGO			Kömmerling Gresini M ARG		Runs=2 Total laps=9 Full laps=5									
1	2'30.158	22.952	34.921	23.908	33.354	148.7										
2	1'50.974	20.682	34.066	23.323	32.903	230.7										
3	1'51.184	20.628	33.906	23.294	33.356	230.7										
4	1'50.952	20.530	33.895	23.486	33.041	231.2										
5	1'52.891 *	20.881	35.005	23.642	33.363	230.7										
6	5'21.413 P	3'08.864	52.552	30.743	49.254	231.7										
7	22'42.133	30.758	36.255	23.684	32.731	123.5										
8	1'49.821	20.669	33.464	22.996	32.692	229.2										
9	1'52.105	21.212	34.006	23.379	33.508	221.7										
5th	25	Raul FERNANDEZ			Red Bull KTM Ajo SPA		Runs=4 Total laps=12 Full laps=5									
1	2'01.127	21.182	34.479	23.570	33.350	158.3										
2	2'14.732 P	20.581	42.077	27.870	44.204	229.2										
3	9'31.539	20.994	34.747	23.580	33.391	153.1										
4	1'51.077	20.653	34.192	23.228	33.004	231.2										
5	2'03.653 P	21.210	35.592	24.089	42.762	226.4										
6	6'13.269	21.113	34.694	23.436	32.961	143.0										
7	1'49.935	20.588	33.712	23.111	32.524	229.7										
8	1'49.959	20.507	33.787	23.131	32.534	229.7										
9	2'01.188 P	20.946	34.818	23.584	41.840	228.8										
10	8'01.527	19.768	34.308	23.324	33.229	165.8										
11	1'52.486	20.760	34.032	23.008	34.686	226.8										
12	1'50.721	20.878	33.909	23.078	32.856	229.2										
6th	14	Tony ARBOLINO			Rivacold Snipers Tea ITA		Runs=3 Total laps=8 Full laps=2									
1	3'12.156	19.258	34.439	24.608	35.338	172.2										
2	1'50.189	20.694	33.859	23.078	32.558	234.7										
3	1'49.952	20.362	33.778	23.108	32.704	236.3										
4	1'50.519 *	20.385	33.830	23.108	33.196*	236.8										
5	2'07.343 P	24.42*	35.189*	23.779	43.953	233.2										
6	9'59.936 P	19.396	34.168	23.283	3'32.189	162.8										
7	17'22.173 *	20.325	34.215	23.092*	33.308	167.1										
8	1'53.265 *	20.301	33.666	23.022	36.276	241.0										
7th	82	Stefano NEPA			Gaviota Aspar Team ITA		Runs=2 Total laps=11 Full laps=4									
1	2'52.104	22.308	34.845	25.884	34.298	141.7										
2	1'51.183 *	20.455	33.980	23.302*	33.446	238.4										
3	1'54.298 *	20.633	33.849	23.415*	36.401	232.2										
4	1'50.952	20.631	34.061	23.216	33.044	234.7										
5	1'50.031	20.322	33.723	23.175	32.811	241.0										
6	1'57.366 *	20.581	33.980	23.757	39.048	234.2										

Fastest Lap: Jaume MASIA Leopard Racing SPA **1'49.134** 20.263 33.377 22.948 32.546

These data/results cannot be reproduced, stored and/or transmitted in whole or in part by any manner of electronic, mechanical, photocopying, recording, broadcasting or otherwise now known or herein after developed without the previous express consent by the copyright owner, except for reproduction in daily press and regular printed publications on sale to the public within 60 days of the event related to those data/results and always provided that copyright symbol appears together as follows below.
© DORNA, 2020

Free Practice Nr. 2

Moto3

Lap	Lap Time	T1	T2	T3	T4	Speed	Lap	Lap Time	T1	T2	T3	T4	Speed		
7	1'50.638	20.524	33.887	23.321	32.906	234.7	11th 9	Davide PIZZOLI	BOE Skull Rider Facil			ITA			
8	4'49.836 P	2'49.61*	47.588*	27.056	45.582	236.8			Runs=3	Total laps=12	Full laps=4				
9	18'48.128	20.829	35.099	23.914	35.186	160.7			1	3'09.675	20.226	37.309	24.972	42.423	170.0
10	1'51.974	21.149	34.123	23.242	33.460	229.2			2	1'52.514	20.878	34.464	23.602	33.570	231.2
11	1'51.602 *	21.002	34.019	23.279	33.302*	225.4			3	1'51.928	20.965	34.237	23.520	33.206	229.2
									4	1'51.773	20.900	34.202	23.492	33.179	229.2
8th 16	Andrea MIGNO	SKY Racing Team VR			ITA										
	Runs=2	Total laps=16	Full laps=5												
1	2'54.210	20.857	35.143	24.352	33.249	159.2	5	1'51.621 *	20.665	34.255	23.505	33.196	233.2		
2	1'50.890	20.774	33.947	23.168	33.001	234.7	6	2'06.684 P	22.12*	36.482*	24.227	43.852	235.2		
3	1'50.383	20.542	33.775	23.192	32.874	232.2	7	11'28.678	24.186	37.388	23.646	33.101	105.9		
4	1'50.701	20.607	33.959	23.267	32.868	231.2	8	1'50.246	20.504	33.666	23.299	32.777	234.2		
5	1'57.273 *	20.865	34.161	23.556*	38.691	231.2	9	1'54.932 *	21.87*	35.925*	23.437	33.692	231.7		
6	1'51.108 *	20.611	33.915	23.346	33.236	234.2	10	2'03.212 P	20.685	35.593	23.679	43.255	226.8		
7	1'51.042 *	20.592	34.038	23.259*	33.153	235.8	11	7'59.268	27.844	36.690	23.695	32.858	122.0		
8	1'53.421 *	21.40*	35.258*	23.612	33.147	231.7		unfinished	20.525	33.925	23.203		233.7		
9	1'51.258 *	20.747	34.108	23.314	33.089*	229.7	12th 11	Sergio GARCIA	Estrella Galicia 0,0			SPA			
10	1'51.255 *	20.788	34.076	23.235	33.156*	230.7		Runs=3	Total laps=15	Full laps=6					
11	1'51.680	20.734	34.256	23.385	33.305	231.2	1	3'07.879	20.211	34.684	23.616	36.888	164.3		
12	1'51.228 *	20.642	34.073	23.287	33.226	230.7	2	1'52.581 *	20.814	34.617	24.008	33.142*	229.7		
13	1'59.971 P	20.566	34.080	23.219	42.106	230.2	3	1'50.394	20.505	33.893	23.282	32.714	233.2		
14	12'31.124	22.652	35.372	23.688	33.911	155.3	4	1'50.930	20.568	33.877	23.339	33.146	231.7		
15	1'57.473 *	20.789	33.883	23.293	39.508*	230.2	5	1'50.936 *	20.413	33.999	23.304	33.220	236.3		
16	1'50.072	20.690	33.665	22.975	32.742	230.2	6	1'51.273 *	20.745	34.046	23.372	33.110	230.2		
							7	1'51.224 *	20.623	34.214	23.388	32.999*	230.7		
9th 52	Jeremy ALCOBA	Kömmerling Gresini M			SPA										
	Runs=3	Total laps=15	Full laps=7												
1	2'32.454	20.400	35.062	23.719	33.362	163.3	8	2'01.541 P	21.003	34.737	23.668	42.133	229.2		
2	1'51.673	20.982	34.190	23.305	33.196	227.8	9	8'29.466	22.531	34.786	23.626	34.024	147.9		
3	1'51.455 *	20.927	34.167	23.355*	33.006	225.0	10	1'52.505	21.011	34.544	23.542	33.408	225.9		
4	1'52.876 *	20.881	33.980	23.563*	34.452	226.4	11	1'52.276	20.835	34.460	23.531	33.450	227.8		
5	1'51.462	21.064	34.100	23.335	32.963	228.8	12	2'02.751 P	21.15*	35.331*	23.731	42.539	226.8		
6	1'51.364 *	20.712	34.088	23.417*	33.147	229.2	13	6'42.949	21.805	35.375	23.415	33.698	138.6		
7	2'03.660 P	20.823	34.466	25.651	42.720	226.8	14	1'51.016	21.110	33.814	23.094	32.998	226.4		
8	9'46.123	22.117	34.399	24.063	36.956	151.6	15	1'50.795	20.927	33.802	23.257	32.809	225.0		
9	1'51.569	20.561	34.092	23.464	33.452	236.3									
10	1'51.795	20.982	34.239	23.393	33.181	225.0	13th 79	Ai OGURA	Honda Team Asia			JPN			
11	1'51.363	20.979	34.091	23.144	33.149	224.0		Runs=3	Total laps=13	Full laps=8					
12	2'00.665 P	20.940	34.068	23.443	42.214	228.8	1	3'08.368	23.384	35.676	23.772	34.555	147.7		
13	6'40.011	23.455	36.453	23.448	33.065	144.3	2	1'51.666	20.591	33.967	24.121	32.987	239.4		
14	1'54.172	20.507	33.535	23.149	36.981	229.2	3	1'50.415	20.557	33.830	23.259	32.769	234.7		
15	1'50.090	20.369	33.771	23.256	32.694	237.3	4	2'01.960 P	20.502	34.252	23.203	44.003	229.2		
							5	14'48.086 *	20.148	35.051	23.860	33.470*	165.3		
10th 17	John MCPHEE	Petronas Sprinta Raci			GBR										
	Runs=3	Total laps=11	Full laps=4												
1	2'46.658	21.084	35.111	24.085	37.566	157.2	6	1'52.935	20.825	34.176	23.539	34.395	230.2		
2	2'01.000	20.645	34.308	23.337	42.710	232.2	7	1'51.325	20.755	34.197	23.403	32.970	230.7		
3	1'50.151	20.611	33.846	23.153	32.541	235.8	8	1'51.071	20.491	34.091	23.277	33.212	234.2		
4	1'50.362	20.454	33.885	23.200	32.823	238.9	9	1'51.341	20.647	34.148	23.457	33.089	228.3		
	unfinished	20.372	33.741	23.105		240.5	10	1'51.368	20.817	34.039	23.424	33.088	227.3		
5	1'57.200 *	22.568	35.833	24.709	34.090*	148.9	11	2'01.759 P	20.840	34.158	23.775	42.986	227.8		
6	1'52.777 *	20.994	34.392	23.500	33.891*	231.2	12	3'06.680 *	26.297	35.115	23.451	33.596*	114.2		
7	1'50.991 *	20.630	33.959	23.298*	33.104	229.7	13	1'54.252	20.840	35.053	23.668	34.691	228.8		
8	2'02.307 P	20.868	34.205	24.008	43.226	229.2	14th 75	Albert ARENAS	Gaviota Aspar Team			SPA			
9	9'21.430	23.497	34.689	23.772	34.208	125.1		Runs=3	Total laps=11	Full laps=4					
10	1'51.304 *	20.290	33.349	22.985	34.680	241.6	1	2'51.746	22.208	35.749	25.528	33.646	139.1		
							2	1'50.881	20.481	34.009	23.214	33.177	237.8		
							3	1'54.239 *	21.091	36.825	23.352*	32.971	230.2		
							4	1'50.972	20.509	33.836	23.437	33.190	232.2		
							5	1'50.502	20.550	33.740	23.264	32.948	234.7		

Fastest Lap: Jaume MASIA Leopard Racing SPA **1'49.134** 20.263 33.377 22.948 32.546

These data/results cannot be reproduced, stored and/or transmitted in whole or in part by any manner of electronic, mechanical, photocopying, recording, broadcasting or otherwise now known or herein after developed without the previous express consent by the copyright owner, except for reproduction in daily press and regular printed publications on sale to the public within 60 days of the event related to those data/results and always provided that copyright symbol appears together as follows below.
© DORNA, 2020

Free Practice Nr. 2

Moto3

Lap	Lap Time	T1	T2	T3	T4	Speed	Lap	Lap Time	T1	T2	T3	T4	Speed
6	2'03.807 P	21.11*	36.035*	23.830	42.826	230.7	2	1'51.474	20.630	34.065	23.235	33.544	236.8
7	9'21.730	19.343	35.045	25.940	34.406	170.3	3	1'50.742	20.708	33.952	23.269	32.813	232.7
8	1'56.983	20.921	34.248	24.001	37.813	229.2		unfinished	20.370				238.9
9	2'03.031 P	20.650	34.076	23.549*	44.756	235.8	4	1'52.472 *	20.201	35.366	23.577	33.328*	164.8
10	12'27.194	20.435	34.798	23.462	33.897	167.1	5	1'51.810 *	20.775	33.896	23.100	34.039*	235.8
11	1'52.591 *	20.330	33.456	23.100	35.705	238.9							

15th 70 Barry BALTUS		CarXpert PruestelGP BEL				
	Runs=3	Total laps=12	Full laps=5			
1	2'54.484	19.879	34.520	23.878	33.102	167.1
2	1'50.933	20.767	33.917	23.267	32.982	232.2
3	1'50.525	20.659	33.749	23.186	32.931	230.7
4	1'50.631	20.674	33.838	23.273	32.846	228.8
5	1'51.774	20.660	34.164	23.269	33.681	232.7
6	2'05.001 P	21.377	34.255	23.759	45.610	224.5
7	10'39.142	20.044	34.910	23.875	34.836	162.8
8	1'52.616 *	21.385	34.401	23.470*	33.360*	220.4
9	1'51.903	20.909	34.259	23.631	33.104	225.0
10	2'01.488 P	20.861	34.311	23.577	42.739	231.7
11	9'37.915 *	22.529	35.098*	23.715	33.341	136.8
12	1'52.047 *	21.040	34.083	23.340	33.584	224.5

16th 55 Romano FENATI		Sterilgarda Max Racin ITA				
	Runs=3	Total laps=11	Full laps=4			
1	3'07.483	21.489	34.656	23.578	34.855	159.7
2	1'51.462 *	20.615	34.283	23.472	33.092*	234.7
3	1'51.063	20.862	34.105	23.238	32.858	226.4
4	1'51.301	20.842	34.164	23.273	33.022	226.8
5	2'08.468 P	24.591*	35.747*	24.226	43.899	230.2
6	11'42.680 *	20.498	34.746	24.009*	33.127*	164.3
7	1'51.151	20.717	34.016	23.276	33.142	229.2
8	1'50.671	20.664	33.944	23.226	32.837	229.2
9	2'06.473 P	22.74*	35.730*	24.265	43.734	229.2
10	9'49.436	22.090	34.791	23.475	33.323	149.5
11	1'51.941 *	20.488	33.948	23.206	34.299	233.7

17th 7 Dennis FOGGIA		Leopard Racing ITA				
	Runs=3	Total laps=14	Full laps=6			
1	2'47.509	24.932	34.933	23.977	37.687	120.4
2	2'00.296 *	20.557	34.200	23.273*	42.266	237.8
3	1'50.715	20.264	34.263	23.193	32.995	240.5
4	1'51.444 *	20.291*	34.571*	23.446*	33.129	242.6
5	1'51.083	20.555	34.161	23.213	33.154	237.8
6	2'01.696 P	20.53*	34.984*	23.277*	42.904	236.3
7	9'38.781 *	19.597	34.818*	23.966*	33.956	170.8
8	1'54.538 *	20.809	34.317	23.755*	35.657	234.7
9	1'51.103	20.583	33.986	23.351	33.183	237.8
10	1'51.140	20.592	33.978	23.376	33.194	234.2
11	2'01.138 P	20.580	34.901	23.748	41.909	232.7
12	8'19.143	30.804	35.823	23.797	33.260	102.9
13	1'52.005	20.435	33.815	23.201	34.554	238.9
14	1'50.901	20.364	34.069	23.266	33.202	239.4

18th 13 Celestino VIETTI		SKY Racing Team VR ITA				
	Runs=2	Total laps=6	Full laps=3			
1	2'55.520	20.502	34.869	23.734	33.329	164.6

19th 71 Ayumu SASAKI		Red Bull KTM Tech 3 JPN				
	Runs=3	Total laps=11	Full laps=4			
1	3'07.987	23.159	35.514	23.805	35.222	131.5
2	1'51.628	20.576	34.117	23.323	33.612	236.3
3	1'50.756	20.705	33.923	23.200	32.928	233.2
4	1'51.344	20.715	34.008	23.308	33.313	230.2
5	1'55.266 *	20.896	34.737	24.363*	35.270	236.3
6	2'00.210 P	20.877	34.350	23.473	41.510	227.3
7	11'32.820	22.203	35.657	24.272	34.285	152.5
8	1'52.083	20.948	34.592	23.344	33.199	227.8
9	2'01.283 P	20.877	34.387	23.514	42.505	227.8
10	10'06.915 *	24.523	35.439	23.898	35.109*	109.5
11	1'51.875 *	20.692	33.716	22.958	34.509	234.7

20th 54 Riccardo ROSSI		BOE Skull Rider Facil ITA				
	Runs=3	Total laps=13	Full laps=1			
1	3'08.870	21.096	35.064	23.965	34.906	158.1
2	1'52.166 *	20.606	34.220	23.958*	33.382	236.3
3	1'52.223 *	20.739	34.342	23.563	33.579*	233.2
4	1'52.066 *	20.919	34.263	23.570	33.314*	235.2
5	1'51.625 *	20.632	34.260	23.512	33.221	234.7
6	1'53.858 *	20.792	35.003	24.280	33.783	228.8
7	2'03.484 P	20.748	34.518	23.519	44.699	232.7
8	7'45.592 *	19.259	36.276*	26.072	36.848*	162.8
9	1'53.487 *	20.871	34.649	23.579	34.388*	234.2
10	2'04.512 P	20.723	35.331	23.932*	44.526	234.7
11	11'39.901 *	22.153	35.017*	24.395	47.333	160.2
12	1'56.146 *	20.791	33.834	23.165*	38.356	231.7
13	1'50.955	20.576	33.638	23.289	33.452	233.2

21st 12 Filip SALAC		Rivacold Snipers Tea CZE				
	Runs=4	Total laps=16	Full laps=5			
1	3'07.488	20.713	35.969	24.007	40.908	156.7
2	1'51.494	20.791	34.239	23.386	33.078	235.8
3	1'54.234 *	22.03*	35.827*	23.262	33.107	228.3
4	1'51.078	20.714	34.004	23.388	32.972	230.7
5	1'51.321 *	20.440	33.995	23.461	33.425	234.7
6	2'03.426 P	20.911	34.889	24.433	43.193	230.2
7	6'21.145	19.548	34.588	24.137	34.811	173.3
8	1'51.777	20.947	34.145	23.480	33.205	229.2
9	1'51.691 *	20.725	34.091	23.639	33.236	227.8
10	2'02.658 P	20.711	34.159	23.463	44.325	227.3
11	4'42.563	19.510	35.279	27.880	34.885	170.0
12	1'51.000	20.866	33.883	23.180	33.071	225.9
13	1'50.598 *	20.619	33.836	23.104*	33.039	226.4
14	1'50.969	20.720	33.929	23.329	32.991	226.8
15	2'00.657 P	20.855	34.050	23.339	42.413	224.0
16	3'01.903 *	19.486	34.741	24.823	36.114*	171.1

Fastest Lap: Jaume MASIA Leopard Racing SPA **1'49.134** 20.263 33.377 22.948 32.546

These data/results cannot be reproduced, stored and/or transmitted in whole or in part by any manner of electronic, mechanical, photocopying, recording, broadcasting or otherwise now known or herein after developed without the previous express consent by the copyright owner, except for reproduction in daily press and regular printed publications on sale to the public within 60 days of the event related to those data/results and always provided that copyright symbol appears together as follows below.
© DORNA, 2020

Free Practice Nr. 2

Moto3

Lap	Lap Time	T1	T2	T3	T4	Speed	Lap	Lap Time	T1	T2	T3	T4	Speed						
22nd	21	Alonso LOPEZ Sterigarda Max Racin SPA					6	1'51.023 *	20.722	34.013	23.305	32.983*	227.3						
		Runs=3	Total laps=14	Full laps=5		7	2'00.662 P	21.386	34.291	23.769	41.216	214.7							
1	2'50.372	20.961	34.665	24.035	33.486	142.8	8	6'05.437 *	23.067	37.984*	23.491	33.229	131.5						
2	1'51.660 *	20.739	34.116	23.328*	33.477	229.2	9	1'59.465 P	20.754	34.991	23.669	40.051	229.2						
3	1'54.784 *	20.92 *	37.283*	23.352	33.228	225.9	10	10'17.916	20.617	34.429	23.346	34.129	164.3						
4	1'51.271	20.717	34.220	23.241	33.093	233.2	11	1'52.742 *	20.394	33.606	22.999	35.743	236.8						
5	1'50.383 *	20.613	33.783	23.146*	32.841	237.8	26th 92 Yuki KUNII Honda Team Asia JPN												
6	2'06.969 P	21.141*	35.979*	24.173	45.677	232.7	Runs=3	Total laps=15	Full laps=8		1	2'47.714	21.399	38.459	24.708	39.164	156.2		
7	6'10.563	20.010	35.352	23.710	33.867	163.1	2	2'00.327	21.263	34.642	23.701	40.721	230.7						
8	1'51.685	20.758	34.139	23.391	33.397	230.7	3	1'52.435	20.713	34.411	23.496	33.815	234.2						
9	1'52.009 *	20.899	34.332	23.456	33.322	228.8	4	1'52.952	20.893	34.536	23.768	33.755	229.2						
10	1'51.147	20.713	34.178	23.237	33.019	231.2	5	1'52.917	21.071	34.451	23.743	33.652	231.7						
11	2'03.032 P	20.567	34.652	23.986	43.827	234.7	6	1'52.244 *	20.808	34.305	23.581	33.550	230.2						
12	11'24.473 *	22.385	34.882	23.390*	33.233	140.6	7	2'03.144 P	21.001	35.290	24.207*	42.646	228.3						
13	1'51.936	20.564	34.029	23.085	34.258	232.2	8	7'43.680 *	19.750	35.054*	24.027	33.524*	164.6						
14	1'51.071	20.989	33.820	23.252	33.010	224.0	9	1'52.081	20.985	34.226	23.493	33.377	226.8						
23rd 89 Khairul Idham PAWI Petronas Sprinta Raci MAL							10	1'52.006	20.838	34.557	23.471	33.140	230.2						
		Runs=3	Total laps=13	Full laps=6		11	1'51.811	20.952	34.219	23.381	33.259	228.3							
1	2'46.419	20.789	35.088	24.102	37.007	161.9	12	2'00.794 P	20.970	34.425	23.543	41.856	225.4						
2	2'02.118	21.142	34.219	23.472	43.285	225.4	13	8'19.609	27.051	36.108	23.463	33.311	117.2						
3	1'51.818	20.757	34.126	23.384	33.551	235.2	14	1'53.343 *	20.427	33.698	23.146	36.072*	237.8						
4	1'53.113	21.136	34.524	23.893	33.560	225.9	15	1'51.143	20.767	34.028	23.294	33.054	228.8						
5	1'51.824	20.858	34.128	23.448	33.390	231.2	27th 53 Deniz ÖNCÜ Red Bull KTM Tech 3 TUR												
6	2'01.002 P	20.774	34.164	23.661*	42.403	230.2	Runs=3	Total laps=14	Full laps=6		1	3'06.652	20.123	36.619	24.178	39.639	157.6		
7	7'17.451 *	27.115	37.442*	23.666	33.704*	106.0	2	1'52.977	21.154	34.438	23.644	33.741	228.8						
8	1'51.878	20.742	34.244	23.598	33.294	231.7	3	1'52.364	20.938	34.468	23.390	33.568	234.7						
9	1'51.288 *	20.664	34.067	23.308	33.249	233.2	4	1'52.324	20.954	34.345	23.520	33.505	228.3						
10	1'51.079	20.499	34.149	23.328	33.103	234.7	5	1'52.135 *	20.658	34.315	23.418	33.744	236.8						
11	2'01.275 P	21.413	34.624	23.640	41.598	230.2	6	1'53.657 *	20.833	34.560	23.702	34.562	231.7						
12	10'52.644	23.615	36.229	23.448	40.128	137.9	7	2'02.030 P	21.062	34.622	23.913	42.433	225.9						
13	1'52.892 *	20.557	34.077	23.216	35.042	238.4	8	7'46.432	25.417	35.112	23.795	33.874	97.1						
24th 73 Maximilian KOFLER CIP Green Power AUT							9	1'51.906	20.879	34.325	23.339	33.363	228.8						
		Runs=3	Total laps=13	Full laps=6		10	1'51.573	20.636	34.326	23.336	33.275	232.7							
1	2'22.928	23.332	37.357	25.058	35.858	137.4	11	2'05.021 P	21.025	34.876	23.431	45.689	229.2						
2	1'56.194	21.786	35.706	24.148	34.554	227.8	12	9'49.218	22.086	35.535	23.753	34.294	158.1						
3	1'54.931	21.313	35.357	23.584	34.677	226.4	13	1'57.296 *	20.589	33.898	22.910	39.899*	232.2						
4	1'54.370 *	21.228	34.923	24.190*	34.029	228.3	14	1'51.200	20.735	34.028	23.104	33.333	229.7						
5	1'53.829	21.330	34.553	23.852	34.094	229.2	28th 27 Kaito TOBA Red Bull KTM Ajo JPN												
6	2'07.376 P	22.171*	36.010*	24.501	44.686	229.7	Runs=3	Total laps=12	Full laps=3		1	2'02.021	20.440	34.827	23.746	33.380	158.5		
7	12'01.758	24.672	35.921	24.833	33.627	140.4	2	1'56.456 *	20.831	36.600	24.526	34.499*	230.7						
8	1'51.117	20.635	34.098	23.391	32.993	236.3	3	1'57.235 *	23.54*	36.234*	23.723	33.732*	225.4						
9	1'55.954	20.740	34.919	23.553	36.742	238.9	4	1'52.621	21.090	34.385	23.589	33.557	226.4						
10	2'02.317 P	20.714	34.876	23.801	42.926	230.7	5	2'01.424 P	20.968	34.359	23.590	42.507	226.4						
11	8'00.894	23.306	34.992	23.618	33.347	124.8	6	9'53.643 *	27.256	37.532*	23.568	33.570*	104.9						
12	1'52.175 *	20.703	33.824	23.247	34.401*	237.3	7	1'51.897	20.890	34.326	23.526	33.155	229.2						
13	1'51.104	20.798	34.014	23.185	33.107	234.7	8	1'51.321 *	20.708	34.113	23.288	33.212*	231.7						
25th 23 Niccolò ANTONELL SIC58 Squadra Corse ITA							9	1'51.280	20.495	34.111	23.321	33.353	232.7						
		Runs=4	Total laps=11	Full laps=1		10	2'02.618 P	21.263	34.760	23.807	42.788	233.2							
1	3'12.191 P	20.268	36.473	23.809	46.502	162.4	11	10'43.906 *	24.246	36.033	23.494*	33.062	115.2						
2	7'10.396	27.790	34.429	23.412	33.004	84.1	12	1'59.157 *	22.26*	36.877*	23.900	36.117	231.2						
3	1'51.764 *	20.810	34.189	23.375*	33.390	233.2	Fastest Lap: Jaume MASIA Leopard Racing SPA 1'49.134 20.263 33.377 22.948 32.546												
4	1'51.516 *	20.912	34.169	23.335	33.100*	230.2	These data/results cannot be reproduced, stored and/or transmitted in whole or in part by any manner of electronic, mechanical, photocopying, recording, broadcasting or otherwise now known or herein after developed without the previous express consent by the copyright owner, except for reproduction in daily press and regular printed publications on sale to the public within 60 days of the event related to those data/results and always provided that copyright symbol appears together as follows below.												
5	1'51.108	20.654	34.180	23.458	32.816	234.7	© DORNA, 2020												

Fastest Lap: Jaume MASIA Leopard Racing SPA **1'49.134** 20.263 33.377 22.948 32.546

These data/results cannot be reproduced, stored and/or transmitted in whole or in part by any manner of electronic, mechanical, photocopying, recording, broadcasting or otherwise now known or herein after developed without the previous express consent by the copyright owner, except for reproduction in daily press and regular printed publications on sale to the public within 60 days of the event related to those data/results and always provided that copyright symbol appears together as follows below.
© DORNA, 2020

Official MotoGP Timing by TISSOT
www.motogp.com

Barcelona, Friday, September 25, 2020

Page 4 of 5



Free Practice Nr. 2

Moto3

Lap	Lap Time	T1	T2	T3	T4	Speed	Lap	Lap Time	T1	T2	T3	T4	Speed
29th	6	Ryusei YAMANAKA Estrella Galicia 0,0 JPN						Runs=3 Total laps=15 Full laps=5					
1	3'07.806	21.488	34.910	23.654	34.474	160.7							
2	2'03.844 P	20.690	34.315	25.354	43.485	236.8							
3	6'01.459 *	20.568	34.535	23.893*	33.789	151.6							
4	1'52.264 *	20.911	34.320	23.610*	33.423	225.9							
5	1'52.194	21.102	34.357	23.520	33.215	226.8							
6	1'51.758 *	20.888	34.236	23.440*	33.194	226.4							
7	1'52.108 *	20.878	34.225	23.520	33.485	225.4							
8	1'51.892	20.843	34.185	23.624	33.240	226.8							
9	1'52.109 *	20.841	34.359	23.600*	33.309	227.3							
10	1'51.287	20.670	34.195	23.322	33.100	228.3							
11	1'51.601	20.637	34.101	23.562	33.301	229.7							
12	2'01.391 P	20.848	34.237	23.514	42.792	226.8							
13	9'03.254 *	19.949	34.411	23.678*	33.534	166.4							
14	1'51.116 *	21.074	33.698	23.227	33.117*	225.9							
15	1'51.383	21.023	33.857	23.470	33.033	223.6							

30th	20	Jose Julian GARCI SIC58 Squadra Corse SPA						Runs=3 Total laps=15 Full laps=6					
1	2'31.126	19.882	34.713	24.239	33.469	162.6							
2	1'51.443	20.826	34.110	23.451	33.056	229.7							
3	1'53.566	20.767	34.196	23.289	35.314	227.3							
4	1'51.385	20.522	34.004	23.504	33.355	232.2							
5	1'51.823 *	20.852	34.089	23.589	33.293*	227.8							
6	1'53.472 *	21.15*	35.201*	23.715	33.399	228.3							
7	1'51.596	20.657	34.159	23.564	33.216	231.2							
8	2'04.285 P	20.531*	35.876*	24.331	43.542	230.2							
9	6'19.698 *	19.242	34.873*	23.894	33.383	163.1							
10	1'52.317	20.839	35.040	23.321	33.117	230.7							
11	1'51.290	20.686	34.047	23.411	33.146	230.2							
12	2'13.789 P			24.791	45.022	229.7							
13	9'50.649	25.541	35.386	24.182	33.625	110.6							
14	1'53.317 *	20.712	33.838	23.156*	35.611	227.3							
15	1'51.226 *	21.047	34.130	23.201	32.848*	226.8							

31st	50	Jason DUPASQUIE CarXpert PruestelGP SWI						Runs=3 Total laps=13 Full laps=2					
1	2'59.020	20.030	35.555	24.024	33.735	160.9							
2	1'54.437 *	21.175	34.556	23.492*	35.214	231.7							
3	1'52.180	20.914	34.295	23.371	33.600	230.2							
4	1'52.647 *	21.038	34.276	23.721	33.612*	229.7							
5	1'52.599 *	20.912	34.401	23.578*	33.708	234.2							
6	1'52.458 *	20.904	34.359	23.550	33.645	234.2							
7	2'01.163 P	20.893	34.887	23.528	41.855	232.7							
8	7'09.243 *	20.267	35.720	23.575	33.423*	155.6							
9	1'52.075 *	20.704	34.280	23.628	33.463	235.2							
10	1'52.096	20.736	34.478	23.488	33.394	232.7							
11	2'03.115 P	20.90*	35.639*	23.739	42.835	232.7							
12	10'48.458	21.489	34.307	23.649	33.093	158.5							
13	1'52.137 *	20.479	33.788	23.338	34.532	236.3							

Fastest Lap: Jaume MASIA Leopard Racing SPA **1'49.134** 20.263 33.377 22.948 32.546

These data/results cannot be reproduced, stored and/or transmitted in whole or in part by any manner of electronic, mechanical, photocopying, recording, broadcasting or otherwise now known or herein after developed without the previous express consent by the copyright owner, except for reproduction in daily press and regular printed publications on sale to the public within 60 days of the event related to those data/results and always provided that copyright symbol appears together as follows below.
© DORNA, 2020

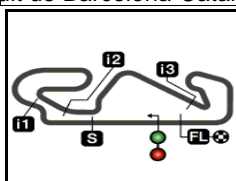
Official MotoGP Timing by TISSOT
www.motogp.com

Barcelona, Friday, September 25, 2020

Page 5 of 5

motogp





4627 m.

GRAN PREMI MONSTER ENERGY DE CATALUNYA

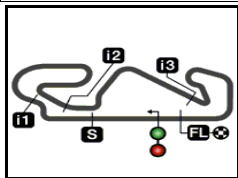
Free Practice Nr. 2

Best Partial Times

IT Ideal Lap Time, sum of the best partial times*BT* Best Lap Time

<i>T1</i>		<i>T2</i>		<i>T3</i>		<i>T4</i>				<i>IT</i>	<i>BT</i>	
Pos	Rider	Time	Rider	Time	Rider	Time	Rider	Time	Pos	Rider		
1	D.BINDER	20.160	J.MCPHEE	33.349	D.ÖNCÜ	22.910	R.FERNANDEZ	32.524	1	D.BINDER	1'49.119	1'49.418 (2)
2	J.MASIA	20.263	J.MASIA	33.377	J.MASIA	22.948	J.MCPHEE	32.541	2	J.MASIA	1'49.134	1'49.134 (1)
3	D.FOGGIA	20.264	D.BINDER	33.392	A.SASAKI	22.958	J.MASIA	32.546	3	J.MCPHEE	1'49.165	1'50.151 (10)
4	J.MCPHEE	20.290	A.ARENAS	33.456	D.BINDER	22.963	T.ARBOLINO	32.558	4	C.TATAY	1'49.515	1'50.065 (7)
5	C.TATAY	20.292	G.RODRIGO	33.464	C.TATAY	22.970	D.BINDER	32.604	5	T.ARBOLINO	1'49.547	1'49.952 (5)
6	T.ARBOLINO	20.301	C.TATAY	33.490	A.MIGNO	22.975	G.RODRIGO	32.692	6	G.RODRIGO	1'49.682	1'49.821 (3)
7	S.NEPA	20.322	J.ALCOBA	33.535	J.MCPHEE	22.985	J.ALCOBA	32.694	7	J.ALCOBA	1'49.742	1'50.090 (9)
8	A.ARENAS	20.330	N.ANTONELLI	33.606	G.RODRIGO	22.996	S.GARCIA	32.714	8	R.FERNANDEZ	1'49.751	1'49.935 (4)
9	J.ALCOBA	20.369	R.ROSSI	33.638	N.ANTONELLI	22.999	A.MIGNO	32.742	9	N.ANTONELLI	1'49.815	1'51.108 (25)
10	C.VIETTI	20.370	A.MIGNO	33.665	R.FERNANDEZ	23.008	C.TATAY	32.763	10	A.ARENAS	1'49.834	1'50.502 (14)
11	N.ANTONELLI	20.394	D.PIZZOLI	33.666	T.ARBOLINO	23.022	A.OGURA	32.769	11	A.MIGNO	1'49.924	1'50.072 (8)
12	S.GARCIA	20.413	T.ARBOLINO	33.666	A.LOPEZ	23.085	D.PIZZOLI	32.777	12	S.GARCIA	1'50.023	1'50.394 (12)
13	Y.KUNII	20.427	R.YAMANAKA	33.698	S.GARCIA	23.094	S.NEPA	32.811	13	S.NEPA	1'50.031	1'50.031 (6)
14	F.SALAC	20.440	Y.KUNII	33.698	C.VIETTI	23.100	C.VIETTI	32.813	14	D.PIZZOLI	1'50.150	1'50.246 (11)
15	J.DUPASQUIER	20.479	R.FERNANDEZ	33.712	A.ARENAS	23.100	N.ANTONELLI	32.816	15	A.SASAKI	1'50.178	1'50.756 (19)
16	R.FENATI	20.488	A.SASAKI	33.716	J.ALCOBA	23.144	R.FENATI	32.837	16	C.VIETTI	1'50.179	1'50.742 (18)
17	A.OGURA	20.491	S.NEPA	33.723	Y.KUNII	23.146	A.LOPEZ	32.841	17	D.FOGGIA	1'50.267	1'50.715 (17)
18	K.TOBA	20.495	B.BALTUS	33.749	S.NEPA	23.175	B.BALTUS	32.846	18	A.LOPEZ	1'50.273	1'51.071 (22)
19	K.PAWI	20.499	A.LOPEZ	33.783	F.SALAC	23.180	A.SASAKI	32.928	19	A.OGURA	1'50.293	1'50.415 (13)
20	D.PIZZOLI	20.504	J.DUPASQUIER	33.788	M.KOFLER	23.185	A.ARENAS	32.948	20	Y.KUNII	1'50.325	1'51.143 (26)
21	R.FERNANDEZ	20.507	S.GARCIA	33.802	B.BALTUS	23.186	F.SALAC	32.972	21	F.SALAC	1'50.428	1'50.969 (21)
22	J.GARCIA	20.522	D.FOGGIA	33.815	D.FOGGIA	23.193	M.KOFLER	32.993	22	B.BALTUS	1'50.440	1'50.525 (15)
23	G.RODRIGO	20.530	M.KOFLER	33.824	J.GARCIA	23.201	D.FOGGIA	32.995	23	R.FENATI	1'50.475	1'50.671 (16)
24	A.MIGNO	20.542	A.OGURA	33.830	D.PIZZOLI	23.203	R.YAMANAKA	33.033	24	R.YAMANAKA	1'50.595	1'51.287 (29)

These data/results cannot be reproduced, stored and/or transmitted in whole or in part by any manner of electronic, mechanical, photocopying, recording, broadcasting or otherwise now known or herein after developed without the previous express consent by the copyright owner, except for reproduction in daily press and regular printed publications on sale to the public within 60 days of the event related to those data/results and always provided that copyright symbol appears together as follows below.
© DORNA, 2020



4627 m.

GRAN PREMI MONSTER ENERGY DE CATALUNYA

Free Practice Nr. 2

Best Partial Times

IT Ideal Lap Time, sum of the best partial times*BT* Best Lap Time

<i>T1</i>		<i>T2</i>		<i>T3</i>		<i>T4</i>				<i>IT</i>	<i>BT</i>	
<i>Pos</i>	<i>Rider</i>	<i>Time</i>	<i>Rider</i>	<i>Time</i>	<i>Rider</i>	<i>Time</i>	<i>Rider</i>	<i>Time</i>	<i>Pos</i>	<i>Rider</i>		
25	A. LOPEZ	20.564	F. SALAC	33.836	A. OGURA	23.203	Y. KUNII	33.054	25	J. GARCIA	1'50.617	1'51.290 (30)
26	R. ROSSI	20.576	J. GARCIA	33.838	R. FENATI	23.206	J. GARCIA	33.056	26	M. KOFLER	1'50.637	1'51.104 (24)
27	A. SASAKI	20.576	C. VIETTI	33.896	K. PAWI	23.216	K. TOBA	33.062	27	D. ÖNCÜ	1'50.672	1'51.200 (27)
28	D. ÖNCÜ	20.589	D. ÖNCÜ	33.898	R. YAMANAKA	23.227	J. DUPASQUIER	33.093	28	J. DUPASQUIE	1'50.698	1'52.096 (31)
29	M. KOFLER	20.635	R. FENATI	33.944	K. TOBA	23.288	K. PAWI	33.103	29	R. ROSSI	1'50.724	1'50.955 (20)
30	R. YAMANAKA	20.637	K. PAWI	34.067	R. ROSSI	23.289	R. ROSSI	33.221	30	K. PAWI	1'50.885	1'51.079 (23)
31	B. BALTUS	20.659	K. TOBA	34.111	J. DUPASQUIER	23.338	D. ÖNCÜ	33.275	31	K. TOBA	1'50.956	1'51.280 (28)

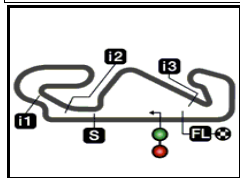
These data/results cannot be reproduced, stored and/or transmitted in whole or in part by any manner of electronic, mechanical, photocopying, recording, broadcasting or otherwise now known or herein after developed without the previous express consent by the copyright owner, except for reproduction in daily press and regular printed publications on sale to the public within 60 days of the event related to those data/results and always provided that copyright symbol appears together as follows below.

© DORNA, 2020

Official MotoGP Timing by TISSOT

www.motogp.com






4627 m.

GRAN PREMI MONSTER ENERGY DE CATALUNYA

Free Practice Nr. 2

Fastest Laps Sequence

<i>Practice Time</i>	 <i>Rider</i>	<i>Nation</i>	<i>Motorcycle</i>	<i>Time</i>	<i>Km/h</i>	<i>Rider's Lap</i>
4'19.122	73 Maximilian KOFLER	AUT	KTM	1'56.194	143.3	2
4'21.132	2 Gabriel RODRIGO	ARG	HONDA	1'50.974	150.1	2
4'42.627	75 Albert ARENAS	SPA	KTM	1'50.881	150.2	2
5'02.345	14 Tony ARBOLINO	ITA	HONDA	1'50.189	151.1	2
6'37.809	17 John MCPHEE	GBR	HONDA	1'50.151	151.2	3
6'52.297	14 Tony ARBOLINO	ITA	HONDA	1'49.952	151.4	3
25'45.332	25 Raul FERNANDEZ	SPA	KTM	1'49.935	151.5	7
26'02.180	40 Darryn BINDER	RSA	KTM	1'49.650	151.9	9
39'49.786	40 Darryn BINDER	RSA	KTM	1'49.418	152.2	12
39'50.146	5 Jaume MASIA	SPA	HONDA	1'49.134	152.6	8

These data/results cannot be reproduced, stored and/or transmitted in whole or in part by any manner of electronic, mechanical, photocopying, recording, broadcasting or otherwise now known or herein after developed without the previous express consent by the copyright owner, except for reproduction in daily press and regular printed publications on sale to the public within 60 days of the event related to those data/results and always provided that copyright symbol appears together as follows below.

© DORNA, 2020

Official MotoGP Timing by TISSOT
www.motogp.com

Barcelona, Friday, September 25, 2020

