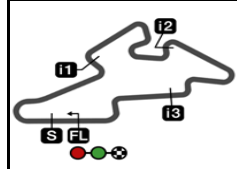



MONSTER ENERGY GRAND PRIX ČESKÉ REPUBLIKY**Free Practice Nr. 1****Classification****3**

5403 m.

		Rider	Nation	Team	Motorcycle	Time	Lap Total	Gap	Top Speed
1	30	Takaaki NAKAGAMI	JPN	LCR Honda IDEMITSU	HONDA	1'57.353	16 17		310.3
2	36	Joan MIR	SPA	Team SUZUKI ECSTAR	SUZUKI	1'57.364	16 17	0.011 0.011	308.5
3	44	PoI ESPARGARO	SPA	Red Bull KTM Factory Racing	KTM	1'57.392	4 16	0.039 0.028	313.0
4	5	Johann ZARCO	FRA	Esponsorama Racing	DUCATI	1'57.460	17 18	0.107 0.068	308.5
5	12	Maverick VIÑALES	SPA	Monster Energy Yamaha MotoGP	YAMAHA	1'57.565	5 14	0.212 0.105	307.6
6	4	Andrea DOVIZIOSO	ITA	Ducati Team	DUCATI	1'57.632	8 16	0.279 0.067	313.9
7	9	DaniLO PETRUCCI	ITA	Ducati Team	DUCATI	1'57.638	9 13	0.285 0.006	310.3
8	46	Valentino ROSSI	ITA	Monster Energy Yamaha MotoGP	YAMAHA	1'57.646	16 17	0.293 0.008	305.9
9	21	Franco MORBIDELLI	ITA	Petronas Yamaha SRT	YAMAHA	1'57.718	4 18	0.365 0.072	305.9
10	35	Cal CRUTCHLOW	GBR	LCR Honda CASTROL	HONDA	1'57.753	12 17	0.400 0.035	312.1
11	41	Aleix ESPARGARO	SPA	Aprilia Racing Team Gresini	APRILIA	1'57.789	11 14	0.436 0.036	308.5
12	42	Alex RINS	SPA	Team SUZUKI ECSTAR	SUZUKI	1'57.823	5 14	0.470 0.034	308.5
13	20	Fabio QUARTARARO	FRA	Petronas Yamaha SRT	YAMAHA	1'57.831	5 18	0.478 0.008	306.8
14	43	Jack MILLER	AUS	Pramac Racing	DUCATI	1'57.836	13 15	0.483 0.005	311.2
15	63	Francesco BAGNAIA	ITA	Pramac Racing	DUCATI	1'57.839	5 14	0.486 0.003	310.3
16	33	Brad BINDER	RSA	Red Bull KTM Factory Racing	KTM	1'58.013	7 17	0.660 0.174	308.5
17	88	Miguel OLIVEIRA	POR	Red Bull KTM Tech 3	KTM	1'58.161	4 17	0.808 0.148	308.5
18	73	Alex MARQUEZ	SPA	Repsol Honda Team	HONDA	1'58.579	12 18	1.226 0.418	310.3
19	53	Tito RABAT	SPA	Esponsorama Racing	DUCATI	1'58.728	11 15	1.375 0.149	304.2
20	38	Bradley SMITH	GBR	Aprilia Racing Team Gresini	APRILIA	1'58.817	5 14	1.464 0.089	306.8
21	27	Iker LECUONA	SPA	Red Bull KTM Tech 3	KTM	1'59.136	6 19	1.783 0.319	306.8
22	6	Stefan BRADL	GER	Repsol Honda Team	HONDA	1'59.193	4 16	1.840 0.057	308.5

Practice condition: Dry**Air: 26°****Humidity: 61%****Ground: 32°**

Fastest Lap:	Lap: 16	Takaaki NAKAGAMI	1'57.353	165.7 Km/h
Best Race Lap:	2014	Dani PEDROSA	1'56.027	167.6 Km/h
All Time Lap Record:	2016	Marc MARQUEZ	1'54.596	169.7 Km/h

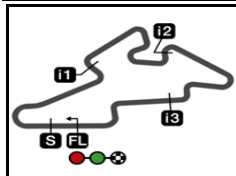
The results are provisional until the end of the limit for protest and appeals.

Time limit for protest expires 30' after publication of the results - Time:

These data/results cannot be reproduced, stored and/or transmitted in whole or in part by any manner of electronic, mechanical, photocopying, recording, broadcasting or otherwise now known or herein after developed without the previous express consent by the copyright owner, except for reproduction in daily press and regular printed publications on sale to the public within 60 days of the event related to those data/results and always provided that copyright symbol appears together as follows below.

© DORNA, 2020





5403 m.

MONSTER ENERGY GRAND PRIX ČESKÉ REPUBLIKY

Free Practice Nr. 1

Top Speed & Average

4



Rider	Nation	Motorcycle	Top 5 speeds					Average	Top
4 Andrea DOVIZIOSO	ITA	DUCATI	313.9	312.1	311.2	311.2	311.2	311.7	313.9
44 Pol ESPARGARO	SPA	KTM	313.0	313.0	313.0	313.0	312.1	312.7	313.0
35 Cal CRUTCHLOW	GBR	HONDA	312.1	312.1	311.2	311.2	310.3	311.2	312.1
43 Jack MILLER	AUS	DUCATI	311.2	311.2	310.3	310.3	309.4	310.5	311.2
9 Danilo PETRUCCI	ITA	DUCATI	310.3	310.3	309.4	309.4	308.5	309.3	310.3
30 Takaaki NAKAGAMI	JPN	HONDA	310.3	308.5	308.5	308.5	307.6	308.4	310.3
63 Francesco BAGNAIA	ITA	DUCATI	310.3	309.4	309.4	309.4	309.4	309.6	310.3
73 Alex MARQUEZ	SPA	HONDA	310.3	309.4	309.4	309.4	309.4	309.5	310.3
5 Johann ZARCO	FRA	DUCATI	308.5	308.5	307.6	306.8	306.8	307.5	308.5
6 Stefan BRADL	GER	HONDA	308.5	308.5	307.6	307.6	306.8	307.6	308.5
33 Brad BINDER	RSA	KTM	308.5	306.8	305.9	305.0	301.6	305.6	308.5
36 Joan MIR	SPA	SUZUKI	308.5	308.5	306.8	306.8	306.8	307.1	308.5
41 Aleix ESPARGARO	SPA	APRILIA	308.5	306.8	306.8	306.8	305.9	307.0	308.5
42 Alex RINS	SPA	SUZUKI	308.5	308.5	308.5	307.6	307.6	308.0	308.5
88 Miguel OLIVEIRA	POR	KTM	308.5	307.6	306.8	306.8	306.8	307.1	308.5
12 Maverick VIÑALES	SPA	YAMAHA	307.6	306.8	305.9	305.9	305.9	306.3	307.6
20 Fabio QUARTARARO	FRA	YAMAHA	306.8	306.8	305.9	305.9	305.9	306.3	306.8
27 Iker LECUONA	SPA	KTM	306.8	305.0	304.2	304.2	304.2	304.9	306.8
38 Bradley SMITH	GBR	APRILIA	306.8	306.8	304.2	304.2	298.3	304.1	306.8
21 Franco MORBIDELLI	ITA	YAMAHA	305.9	305.9	305.9	305.9	305.9	305.9	305.9
46 Valentino ROSSI	ITA	YAMAHA	305.9	304.2	304.2	304.2	303.3	304.0	305.9
53 Tito RABAT	SPA	DUCATI	304.2	304.2	304.2	303.3	303.3	303.8	304.2

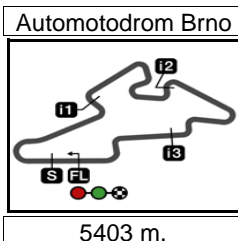
These data/results cannot be reproduced, stored and/or transmitted in whole or in part by any manner of electronic, mechanical, photocopying, recording, broadcasting or otherwise now known or herein after developed without the previous express consent by the copyright owner, except for reproduction in daily press and regular printed publications on sale to the public within 60 days of the event related to those data/results and always provided that copyright symbol appears together as follows below.

© DORNA, 2020

Official MotoGP Timing by TISSOT
www.motogp.com



Brno, Friday, August 07, 2020



Results and timing service provided by **TISSOT**

MotoGP™

MONSTER ENERGY GRAND PRIX ČESKÉ REPUBLIKY

Free Practice Nr. 1

Chronological Analysis of Performances

5

* Lap / Sector time cancelled **T1** Time from finish line to 1st intermediate **T3** Time from 2nd intermed. to 3rd intermed.
P Crossing the finish line in pit lane **T2** Time from 1st intermed. to 2nd intermed. **T4** Time from 3rd intermediate to finish line
****Tyre data subject to further updates**

Lap	Lap Time	T1	T2	T3	T4	Speed	Lap	Lap Time	T1	T2	T3	T4	Speed	
1st	30	Takaaki NAKAGAMI HONDA JPN LCR Honda IDEMITSU						12	1'58.179	30.032	35.567	32.720	19.860	306.8
							13	2'14.037 P	32.635	38.283	35.761	27.358	291.8	
		Runs=3	Total laps=17	Full laps=12			Run # 3	Front Tyre	Slick-Soft	Rear Tyre	Slick-Hard			
								New Tyre		New Tyre				
Run # 1	Front Tyre	Slick-Medium	Rear Tyre	Slick-Medium			14	6'28.034	34.103	37.013	32.944	19.751		
		New Tyre		New Tyre			15	1'58.524	30.337	35.878	32.632	19.677	306.8	
1	2'31.579	34.982	38.899	34.121	20.410		16	1'57.364	29.926	35.362	32.466	19.610	308.5	
2	1'59.955	30.751	36.149	32.572	20.483	305.0	17	1'57.388	29.989	35.187	32.538	19.674	306.8	
3	1'58.886	30.668	35.810	32.673	19.735	307.6								
4	2'15.748	33.033	39.360	40.983	22.372	296.7								
5	1'58.320	30.106	35.615	32.584	20.015	306.8								
6	1'58.301	30.131	35.697	32.635	19.838	306.8								
7	1'57.740	29.954	35.573	32.429	19.784	306.8								
8	2'15.590 P	33.519	38.350	34.843	28.878	306.8								
Run # 2	Front Tyre	Slick-Medium	Rear Tyre	Slick-Medium			3rd	44	Poi ESPARGARO KTM SPA Red Bull KTM Factory Racing					
		8 Laps at start		8 Laps at start				Runs=3	Total laps=16	Full laps=9				
9	9'19.334	37.124	38.581	33.285	20.017		Run # 1	Front Tyre	Slick-Soft	Rear Tyre	Slick-Medium			
10	1'57.917	29.938	35.690	32.527	19.762	308.5			New Tyre		New Tyre			
11	1'57.797	29.916	35.557	32.541	19.783	310.3	1	2'24.500	36.413	37.966	33.626	20.555		
12	2'01.216	31.897	36.626	32.789	19.904	303.3	2	1'59.530	30.379	36.225	32.912	20.014	301.6	
13	2'07.903 P	30.479	35.741	32.579	29.104	307.6	3	1'57.607	30.001	35.531	32.288	19.787	310.3	
Run # 3	Front Tyre	Slick-Medium	Rear Tyre	Slick-Hard			4	1'57.392	29.793	35.445	32.477	19.677	312.1	
		13 Laps at start		New Tyre			5	2'05.780	29.786	38.252	37.393	20.349	313.0	
14	5'51.981	33.036	36.794	32.795	19.715		6	2'07.262 P	29.903	35.584	32.904	28.871	313.0	
15	1'57.718	30.091	35.554	32.347	19.726	308.5	Run # 2	Front Tyre	Slick-Soft	Rear Tyre	Slick-Medium			
16	1'57.353	29.773	35.430	32.447	19.703	308.5			6 Laps at start		6 Laps at start			
17	2'11.528	33.976	39.298	37.009	21.245	307.6	7	11'26.244	31.166	36.741	34.594	20.001		
							8	2'00.458	30.855	36.825	32.911	19.867	310.3	
							9	1'57.753	29.727	35.499	32.777	19.750	313.0	
							10	1'57.918	29.921	35.546	32.652	19.799	312.1	
							11	2'03.492	30.069	37.112	36.229	20.082	313.0	
							12	1'58.113	29.850	35.783	32.750	19.730	311.2	
							13	2'11.278 P	32.865	37.689	34.450	26.274	307.6	
2nd	36	Joan MIR SUZUKI SPA Team SUZUKI ECSTAR						Run # 3	Front Tyre	Slick-Soft	Rear Tyre	Slick-Medium		
		Runs=3	Total laps=17	Full laps=12					13 Laps at start		13 Laps at start			
Run # 1	Front Tyre	Slick-Soft	Rear Tyre	Slick-Medium			14	6'23.601	33.146	36.771	33.378	19.939		
		New Tyre		New Tyre			15	1'58.642 *	29.971	35.795	32.946	19.930*	311.2	
1	2'47.488	35.397	38.452	34.259	20.195		16	2'05.493 *	35.653	36.760	33.228	19.852	308.5	
2	2'00.508	31.142	36.378	33.225	19.763	271.3								
3	1'59.300	30.589	35.829	32.720	20.162	293.4								
4	1'58.447	30.243	35.760	32.659	19.785	306.8								
5	1'57.932	30.026	35.590	32.638	19.678	308.5								
6	2'04.238	33.537	37.960	32.940	19.801	290.3								
7	2'10.261 P	30.516	36.760	34.602	28.383	306.8	4th	5	Johann ZARCO DUCATI FRA Esponsorama Racing					
Run # 2	Front Tyre	Slick-Soft	Rear Tyre	Slick-Medium				Runs=3	Total laps=18	Full laps=12				
		7 Laps at start		7 Laps at start			Run # 1	Front Tyre	Slick-Medium	Rear Tyre	Slick-Medium			
8	7'59.706	32.867	36.351	32.658	19.729				New Tyre		New Tyre			
9	1'57.775	30.082	35.489	32.472	19.732	306.8	1	2'27.995	37.641	38.464	33.785	20.181		
10	1'57.802	30.001	35.467	32.606	19.728	306.8	2	1'59.147	30.611	36.077	32.720	19.739	294.2	
11	1'58.076	30.045	35.587	32.705	19.739	306.8	3	1'58.432	30.341	35.617	32.665	19.809	285.7	
							4	1'58.919	30.589	35.898	32.667	19.765	284.9	
							5	1'58.785	30.283	35.609	32.982	19.911	297.5	

Fastest Lap: Takaaki NAKAGAMI LCR Honda IDEMITS JPN **1'57.353** 29.773 35.430 32.447 19.703

These data/results cannot be reproduced, stored and/or transmitted in whole or in part by any manner of electronic, mechanical, photocopying, recording, broadcasting or otherwise now known or herein after developed without the previous express consent by the copyright owner, except for reproduction in daily press and regular printed publications on sale to the public within 60 days of the event related to those data/results and always provided that copyright symbol appears together as follows below.
 © DORNA, 2020



Free Practice Nr. 1

MotoGP

Lap	Lap Time	T1	T2	T3	T4	Speed	Lap	Lap Time	T1	T2	T3	T4	Speed
6	1'58.553	30.199	35.724	32.751	19.879	305.9	8	1'57.632	29.815	35.549	32.606	19.662	311.2
7	1'58.616	30.128	35.796	32.904	19.788	305.9	9	1'57.737	29.815	35.623	32.520	19.779	311.2
8	1'58.840	30.157	35.809	32.916	19.958	305.0	10	2'10.990 P	31.608	39.003	32.810	27.569	311.2
9	2'08.877 P	30.595	37.223	33.190	27.869	307.6	Run # 3 Front Tyre Slick-Medium Rear Tyre Slick-Medium 10 Laps at start 10 Laps at start						
Run # 2 Front Tyre Slick-Medium Rear Tyre Slick-Medium 9 Laps at start 9 Laps at start						11	7'33.680	38.232	38.731	32.839	19.948		
10	7'57.665	33.232	37.090	33.223	19.925		12	1'59.433	29.995	35.864	32.821	20.753	311.2
11	1'59.032	30.219	35.935	33.009	19.869	306.8	13	1'59.771	29.979	36.296	33.102	20.394	310.3
12	1'58.847	30.018	35.885	32.983	19.961	308.5	14	2'00.151	30.202	35.959	33.182	20.808	304.2
13	1'59.498	30.142	36.034	33.066	20.256	306.8	15	1'58.373	29.926	35.832	32.838	19.777	313.9
14	1'59.242	30.232	35.946	32.961	20.103	305.9	16	1'59.706	29.964	35.902	33.968	19.872	312.1
15	2'09.254 P	32.425	36.748	33.497	26.584	290.3							

Run #	Front Tyre	Slick-Hard	Rear Tyre	Slick-Medium	New Tyre	New Tyre
16	5'52.845	34.963	37.688	35.474	20.021	
17	1'57.460	29.848	35.568	32.432	19.612	308.5
18	2'01.556 *	32.559	36.232	32.805	19.960	306.8

5th 12 **Maverick VIÑALES** YAMAHA SPA
Monster Energy Yamaha MotoGP
Runs=3 Total laps=14 Full laps=9

Run #	Front Tyre	Slick-Soft	Rear Tyre	Slick-Medium	New Tyre	New Tyre
1	3'04.250	33.153	36.682	33.174	19.918	
2	5'07.953 P	30.428	35.900	32.486	3'29.139	301.6

Run #	Front Tyre	Slick-Soft	Rear Tyre	Slick-Medium	New Tyre	New Tyre
3	10'01.640	32.016	36.301	32.626	19.861	
4	1'58.385	30.195	35.851	32.574	19.765	305.9
5	1'57.565	29.845	35.645	32.440	19.635	305.0
6	1'57.795	30.013	35.603	32.461	19.718	305.9
7	2'07.142 P	29.892	35.569	32.505	29.176	305.9

Run #	Front Tyre	Slick-Soft	Rear Tyre	Slick-Medium	5 Laps at start	5 Laps at start
8	6'53.816	30.969	36.217	32.656	19.798	
9	1'57.916	29.997	35.625	32.545	19.749	305.0
10	1'59.575	29.983	35.653	32.773	21.166	305.0
11	2'00.278	29.961	37.274	32.832	20.211	304.2
12	2'01.541	30.017	35.765	33.800	21.959	305.9
13	1'58.247	30.082	35.687	32.694	19.784	306.8
14	1'58.257	30.029	35.659	32.745	19.824	307.6

6th 4 **Andrea DOVIZIOSO** DUCATI ITA
Ducati Team
Runs=3 Total laps=16 Full laps=11

Run #	Front Tyre	Slick-Medium	Rear Tyre	Slick-Medium	New Tyre	New Tyre
1	2'24.657	42.085	38.201	33.573	20.160	
2	1'59.554	30.652	36.329	32.710	19.863	288.7
3	1'58.299	30.167	35.837	32.628	19.667	298.3
4	2'07.198	30.201	40.009	34.133	22.855	310.3
5	2'05.657 P	30.014	35.722	32.772	27.149	311.2

Run #	Front Tyre	Slick-Medium	Rear Tyre	Slick-Medium	5 Laps at start	5 Laps at start
6	8'54.021	38.419	37.315	33.348	20.088	
7	1'57.816	29.966	35.565	32.581	19.704	310.3

7th 9 **Daniilo PETRUCCI** DUCATI ITA
Ducati Team
Runs=3 Total laps=13 Full laps=8

Run #	Front Tyre	Slick-Medium	Rear Tyre	Slick-Medium	New Tyre	New Tyre
1	2'23.068	37.528	38.379	33.940	19.984	
2	1'59.242	30.555	36.174	32.799	19.714	304.2
3	1'58.232	29.955	35.693	32.798	19.786	306.8
4	1'57.847	29.851	35.494	32.660	19.842	309.4
5	1'57.782	29.851	35.577	32.598	19.756	310.3
6	2'15.302 P	30.109	37.583	36.528	31.082	308.5

Run #	Front Tyre	Slick-Medium	Rear Tyre	Slick-Medium	6 Laps at start	6 Laps at start
7	13'43.231	35.879	38.146	33.697	19.878	
8	1'58.022	29.953	35.638	32.707	19.724	308.5
9	1'57.638	29.816	35.621	32.519	19.682	309.4
10	1'58.056	29.883	35.728	32.777	19.668	310.3
11	2'11.887 P	29.981	38.451	35.157	28.298	308.5

Run #	Front Tyre	Slick-Medium	Rear Tyre	Slick-Medium	11 Laps at start	11 Laps at start
12	8'50.756	35.411	36.453	33.050	19.893	
13	1'58.557	30.064	35.730	32.866	19.897	307.6

8th 46 **Valentino ROSSI** YAMAHA ITA
Monster Energy Yamaha MotoGP
Runs=3 Total laps=17 Full laps=11

Run #	Front Tyre	Slick-Soft	Rear Tyre	Slick-Medium	New Tyre	New Tyre
1	2'23.776	34.836	38.139	33.846	20.118	
2	1'59.503	30.692	36.147	32.798	19.866	288.7
3	2'01.557	30.136	35.719	32.650	23.052	301.6
4	2'04.466	33.691	36.777	33.991	20.007	283.4
5	1'58.747	30.098	35.809	32.780	20.060	305.9
6	1'58.388	30.035	35.649	32.676	20.028	304.2
7	2'12.721 P	30.378	39.531	34.850	27.962	303.3

Run #	Front Tyre	Slick-Soft	Rear Tyre	Slick-Medium	7 Laps at start	7 Laps at start
8	9'14.813 *	34.255	37.788	33.971	20.468 *	
9	2'00.002	31.093	36.092	32.821	19.996	302.5
10	1'58.458	29.983	35.671	32.875	19.929	303.3
11	1'58.837	30.099	35.721	32.950	20.067	303.3
12	1'59.177	30.310	35.956	32.912	19.999	302.5
13	2'07.976 P	31.323	36.566	33.431	26.656	301.6

Fastest Lap: Takaaki NAKAGAMI LCR Honda IDEMITS JPN 1'57.353 29.773 35.430 32.447 19.703

These data/results cannot be reproduced, stored and/or transmitted in whole or in part by any manner of electronic, mechanical, photocopying, recording, broadcasting or otherwise now known or herein after developed without the previous express consent by the copyright owner, except for reproduction in daily press and regular printed publications on sale to the public within 60 days of the event related to those data/results and always provided that copyright symbol appears together as follows below.
© DORNA, 2020



Free Practice Nr. 1

MotoGP

Lap	Lap Time	T1	T2	T3	T4	Speed	Lap	Lap Time	T1	T2	T3	T4	Speed
Run # 3	Front Tyre Slick-Hard New Tyre	Rear Tyre Slick-Hard New Tyre											
14	6'51.288	32.557	36.600	32.894	19.930		14	5'08.498	41.465	39.465	33.086	19.951	
15	1'57.976	30.007	35.550	32.657	19.762	303.3	15	1'58.005	30.035	35.659	32.676	19.635	310.3
16	1'57.646	29.809	35.441	32.568	19.828	304.2	16	1'57.783	29.864	35.508	32.715	19.696	311.2
17	1'58.187 *	30.076	35.590	32.690	19.831	304.2	17	2'07.842	30.076	45.325	32.752	19.689	307.6

9th 21 **Franco MORBIDELLI** YAMAHA ITA
Petronas Yamaha SRT
Runs=3 Total laps=18 Full laps=12

Run # 1	Front Tyre Slick-Soft New Tyre	Rear Tyre Slick-Medium New Tyre			
1	2'11.329	34.049	37.969	33.483	20.024
2	1'58.629	30.430	35.956	32.542	19.701
3	1'58.497	30.165	35.742	32.489	20.101
4	1'57.718	29.951	35.665	32.454	19.648
5	1'57.725	29.919	35.624	32.470	19.712
6	1'58.003	30.130	35.659	32.534	19.680
7	1'58.025	30.057	35.626	32.585	19.757
8	2'10.221 P	33.106	36.617	33.232	27.266

Run # 2	Front Tyre Slick-Soft 8 Laps at start	Rear Tyre Slick-Medium 8 Laps at start			
9	8'23.958	32.714	36.590	32.913	19.956
10	1'58.095	30.044	35.614	32.585	19.852
11	1'57.941	30.009	35.546	32.651	19.735
12	1'58.343	30.092	35.739	32.711	19.801
13	2'10.417 P	32.200	37.769	33.941	26.507

Run # 3	Front Tyre Slick-Soft 13 Laps at start	Rear Tyre Slick-Medium 13 Laps at start			
14	5'53.159	32.594	37.065	33.060	19.767
15	1'57.946	29.964	35.599	32.690	19.693
16	1'58.076	29.910	35.670	32.690	19.806
17	2'02.840	31.051	37.161	33.738	20.890
18	2'02.121 *	33.063	36.038	33.058	19.962

10th 35 **Cal CRUTCHLOW** HONDA GBR
LCR Honda CASTROL
Runs=3 Total laps=17 Full laps=11

Run # 1	Front Tyre Slick-Medium New Tyre	Rear Tyre Slick-Medium New Tyre			
1	2'44.869	34.357	38.630	34.168	20.815
2	1'59.532	30.524	36.177	32.870	19.961
3	1'58.608	30.430	35.756	32.626	19.796
4	1'57.871	30.051	35.719	32.438	19.663
5	2'08.136	33.155	41.498	33.480	20.003
6	1'58.069	29.950	35.602	32.680	19.837
7	2'17.841 P	33.804	41.617	33.504	28.916

Run # 2	Front Tyre Slick-Medium 7 Laps at start	Rear Tyre Slick-Medium 7 Laps at start			
8	9'09.038	33.308	37.419	33.629	19.895
9	2'01.059	30.016	38.465	32.861	19.717
10	1'57.871	29.900	35.565	32.748	19.658
11	1'59.597 *	30.623	36.573	32.665	19.736
12	1'57.753	29.862	35.569	32.600	19.722
13	2'14.030 P	34.488	38.431	34.492	26.619

11th 41 **Alex ESPARGARO** APRILIA SPA
Aprilia Racing Team Gresini
Runs=3 Total laps=14 Full laps=9

Run # 1	Front Tyre Slick-Medium New Tyre	Rear Tyre Slick-Medium New Tyre			
1	2'28.121	32.783	37.034	33.297	20.121
2	1'58.853	30.407	35.959	32.646	19.841
3	1'58.554	30.242	35.691	32.582	20.039
4	1'58.429	30.060	35.752	32.675	19.942
5	2'12.053 P	31.890	39.450	33.222	27.491

Run # 2	Front Tyre Slick-Medium 5 Laps at start	Rear Tyre Slick-Medium 5 Laps at start			
6	9'12.086	34.507	36.617	33.113	20.129
7	1'58.388	30.095	35.738	32.703	19.852
8	1'57.974	29.858	35.621	32.614	19.881
9	2'09.966 P	31.871	37.540	32.803	27.752

Run # 3	Front Tyre Slick-Medium 9 Laps at start	Rear Tyre Slick-Medium New Tyre			
10	11'15.413	35.087	36.128	32.781	20.012
11	1'57.789	29.975	35.478	32.499	19.837
12	1'58.144	29.929	35.763	32.622	19.830
13	1'58.018	29.942	35.617	32.665	19.794
14	2'01.376	32.654	35.999	32.722	20.001

12th 42 **Alex RINS** SUZUKI SPA
Team SUZUKI ECSTAR
Runs=3 Total laps=14 Full laps=9

Run # 1	Front Tyre Slick-Soft New Tyre	Rear Tyre Slick-Medium New Tyre			
1	3'00.028	33.655	38.850	33.923	20.195
2	1'59.333	30.508	35.952	33.052	19.821
3	1'58.801	30.370	35.909	32.739	19.783
4	1'57.962	30.008	35.671	32.607	19.676
5	1'57.823	29.925	35.614	32.595	19.689
6	2'14.047 P	31.762	38.856	33.684	29.745

Run # 2	Front Tyre Slick-Soft 6 Laps at start	Rear Tyre Slick-Medium 6 Laps at start			
7	10'06.106	32.523	36.386	32.967	19.951
8	1'58.002	30.019	35.585	32.503	19.895
9	1'58.060	29.934	35.576	32.632	19.918
10	1'57.965	29.922	35.681	32.606	19.756
11	2'11.228 P	29.851	35.943	33.004	32.430

Run # 3	Front Tyre Slick-Soft 11 Laps at start	Rear Tyre Slick-Medium 11 Laps at start			
12	10'43.461	33.384	38.171	32.624	19.820
13	1'57.860	29.780	35.586	32.667	19.827
14	1'58.930	29.922	35.787	32.888	20.333

Fastest Lap: Takaaki NAKAGAMI LCR Honda IDEMITS JPN **1'57.353** 29.773 35.430 32.447 19.703

These data/results cannot be reproduced, stored and/or transmitted in whole or in part by any manner of electronic, mechanical, photocopying, recording, broadcasting or otherwise now known or herein after developed without the previous express consent by the copyright owner, except for reproduction in daily press and regular printed publications on sale to the public within 60 days of the event related to those data/results and always provided that copyright symbol appears together as follows below.
© DORNA, 2020

Official MotoGP Timing by TISSOT
www.motogp.com

Brno, Friday, August 07, 2020



Free Practice Nr. 1

MotoGP

Lap	Lap Time	T1	T2	T3	T4	Speed	Lap	Lap Time	T1	T2	T3	T4	Speed		
13th	20	Fabio QUARTARARO				YAMAHA	FRA	15th	63	Francesco BAGNAIA				DUCATI	ITA
		Petronas Yamaha SRT								Pramac Racing					
		Runs=3			Total laps=18	Full laps=12					Runs=2		Total laps=14	Full laps=9	
Run #	1	Front Tyre	Slick-Soft	Rear Tyre	Slick-Medium		Run #	1	Front Tyre	Slick-Medium	Rear Tyre	Slick-Medium			
			New Tyre		New Tyre					New Tyre		New Tyre			
1	3'26.321	33.007	37.407	33.569	20.208		1	3'00.460	37.255	39.661	34.961	20.421			
2	1'59.618 *	30.555	36.131	32.787	20.145	304.2	2	2'01.038	31.007	36.714	33.321	19.996	293.4		
3	1'58.514	30.213	35.720	32.684	19.897	303.3	3	1'59.713	30.917	36.242	32.788	19.766	300.0		
4	1'58.009	30.048	35.561	<u>32.591</u>	19.809	305.0	4	1'58.606	30.058	36.053	32.772	19.723	308.5		
5	<u>1'57.831</u>	29.902	<u>35.514</u>	32.621	<u>19.794</u>	305.0	5	<u>1'57.839</u>	29.888	35.757	<u>32.551</u>	19.643	309.4		
6	2'07.011 P	29.915	35.531	33.947	27.618	305.0	6	1'58.235	30.089	35.808	32.640	19.698	309.4		
Run #	2	Front Tyre	Slick-Soft	Rear Tyre	Slick-Medium		Run #	2	Front Tyre	Slick-Medium	Rear Tyre	Slick-Medium			
			6 Laps at start		6 Laps at start					7 Laps at start		7 Laps at start			
7	6'27.091	32.307	36.864	33.047	19.962		7	2'08.671 P	30.062	35.777	34.118	28.714	309.4		
8	1'58.158	30.035	35.563	32.722	19.838	305.0	8	11'09.628 *	37.309	38.788	33.424	19.817*			
9	2'06.946	30.121	38.921	37.693	20.211	305.9	9	1'57.971	29.949	35.799	32.601	<u>19.622</u>	307.6		
10	1'58.268	30.034	35.706	32.732	19.796	<u>306.8</u>	10	1'57.882	29.893	<u>35.676</u>	32.644	19.669	309.4		
11	1'58.202	29.938	35.668	32.680	19.916	305.0	11	1'57.949	<u>29.793</u>	35.809	32.638	19.709	<u>310.3</u>		
12	1'58.163	29.957	35.616	32.727	19.863	305.9	12	2'10.702 P	30.872	37.218	34.462	28.150	308.5		
13	2'10.290 P	31.123	39.361	33.802	26.004	306.8	Run #	3	Front Tyre	Slick-Medium	Rear Tyre	Slick-Medium			
Run #	3	Front Tyre	Slick-Soft	Rear Tyre	Slick-Medium				12 Laps at start		12 Laps at start				
			13 Laps at start		13 Laps at start		13	7'40.469	32.865	37.102	33.556	19.881			
14	5'38.102	33.044	36.269	33.341	19.972		14	1'58.364	30.142	35.788	32.720	19.714	307.6		
15	1'58.511	30.088	35.742	32.781	19.900	304.2	Run #	1	Front Tyre	Slick-Soft	Rear Tyre	Slick-Medium			
16	1'58.108	<u>29.898</u>	35.618	32.757	19.835	305.9			New Tyre		New Tyre				
17	1'58.583	30.121	35.752	32.808	19.902	305.0	1	2'41.347 *	36.047	38.100	33.892	20.418*			
18	1'58.600	30.042	35.769	32.910	19.879	304.2	2	2'00.380 *	30.813	36.468	32.902	20.197*	283.4		
Run #	4	Front Tyre	Slick-Soft	Rear Tyre	Slick-Medium		3	1'59.132	30.458	35.791	32.725	20.158	297.5		
			13 Laps at start		13 Laps at start		4	1'59.160	30.425	36.021	32.878	19.836	297.5		
14	5'38.102	33.044	36.269	33.341	19.972		5	2'05.527	32.579	40.327	32.720	19.901	300.0		
15	1'58.511	30.088	35.742	32.781	19.900	304.2	6	1'58.058	30.061	35.649	32.581	19.767	305.0		
16	1'58.108	<u>29.898</u>	35.618	32.757	19.835	305.9	7	<u>1'58.013</u>	30.076	35.622	32.604	<u>19.711</u>	297.5		
17	1'58.583	30.121	35.752	32.808	19.902	305.0	8	2'09.915 P	30.473	36.024	33.146	30.272	300.0		
18	1'58.600	30.042	35.769	32.910	19.879	304.2	Run #	2	Front Tyre	Slick-Soft	Rear Tyre	Slick-Medium			
Run #	4	Front Tyre	Slick-Soft	Rear Tyre	Slick-Medium				8 Laps at start		8 Laps at start				
			13 Laps at start		13 Laps at start		9	8'35.023	35.958	36.895	33.398	20.152			
14	5'38.102	33.044	36.269	33.341	19.972		10	2'14.495 P	30.339	35.862	32.786	35.508	306.8		
15	1'58.511	30.088	35.742	32.781	19.900	304.2	Run #	3	Front Tyre	Slick-Soft	Rear Tyre	Slick-Medium			
16	1'58.108	<u>29.898</u>	35.618	32.757	19.835	305.9			10 Laps at start		10 Laps at start				
17	1'58.583	30.121	35.752	32.808	19.902	305.0	11	2'16.101 *	32.275	35.956	32.925	19.985*			
18	1'58.600	30.042	35.769	32.910	19.879	304.2	12	1'59.170	30.183	36.086	33.000	19.901	301.6		
Run #	1	Front Tyre	Slick-Medium	Rear Tyre	Slick-Medium		13	2'08.768 P	30.245	36.301	33.035	29.187	299.1		
			3 Laps at start		3 Laps at start		Run #	4	Front Tyre	Slick-Medium	Rear Tyre	Slick-Soft			
4	6'53.518	33.935	36.705	33.132	20.095				New Tyre		New Tyre				
5	1'59.128	30.414	36.012	32.764	19.938	309.4	14	6'46.036	35.164	37.174	36.269	20.124			
6	1'58.782	30.227	35.982	32.721	19.852	308.5	15	1'57.420 *	29.919	35.503	<u>32.401</u>	19.597*	<u>308.5</u>		
7	2'11.487 P	31.470	37.648	35.564	26.805	303.3	16	1'57.454 *	<u>29.883</u>	35.439	32.425	19.707*	300.8		
Run #	3	Front Tyre	Slick-Medium	Rear Tyre	Slick-Medium		17	1'57.867 *	29.942	<u>35.327</u>	32.791	19.807	305.9		
			7 Laps at start		7 Laps at start										
8	5'53.329 *	36.532	41.777	33.614	20.084*										
9	1'58.620	30.222	35.810	32.711	19.877	308.5									
10	2'06.589 P	30.229	35.936	32.823	27.601	308.5									
Run #	4	Front Tyre	Slick-Soft	Rear Tyre	Slick-Hard										
			New Tyre		New Tyre										
11	8'10.868	33.158	36.539	32.936	19.896										
12	1'58.246	30.070	35.715	32.654	19.807	310.3									
13	<u>1'57.836</u>	30.002	35.640	<u>32.521</u>	<u>19.673</u>	310.3									
14	1'57.916	<u>29.969</u>	<u>35.631</u>	32.608	19.708	<u>311.2</u>									
15	2'00.610	31.671	36.170	32.822	19.947	311.2									

Fastest Lap: Takaaki NAKAGAMI LCR Honda IDEMITS JPN **1'57.353** 29.773 35.430 32.447 19.703

These data/results cannot be reproduced, stored and/or transmitted in whole or in part by any manner of electronic, mechanical, photocopying, recording, broadcasting or otherwise now known or herein after developed without the previous express consent by the copyright owner, except for reproduction in daily press and regular printed publications on sale to the public within 60 days of the event related to those data/results and always provided that copyright symbol appears together as follows below.
© DORNA, 2020

Official MotoGP Timing by TISSOT
www.motogp.com

Brno, Friday, August 07, 2020

Page 4 of 6



Free Practice Nr. 1

MotoGP

Lap	Lap Time	T1	T2	T3	T4	Speed
17th	88	Miguel OLIVEIRA		KTM	POR	
		Red Bull KTM Tech 3				
		Runs=3	Total laps=17	Full laps=11		
Run #	1	Front Tyre	Slick-Medium New Tyre	Rear Tyre	Slick-Medium New Tyre	
1	2'32.142	33.805	38.142	33.435	20.317	
2	1'59.132	30.390	36.106	32.783	19.853	299.1
3	1'58.836	30.471	35.858	32.714	19.793	299.1
4	1'58.161	30.115	35.619	32.648	19.779	304.2
5	2'01.491	30.103	36.496	34.837	20.055	303.3
6	2'05.131 P	29.967	35.695	32.670	26.799	306.8
Run #	2	Front Tyre	Slick-Medium 6 Laps at start	Rear Tyre	Slick-Medium 6 Laps at start	
7	9'14.234	32.196	36.219	32.851	19.901	
8	1'58.493	30.119	35.851	32.751	19.772	307.6
9	1'58.520	29.947	35.884	32.801	19.888	308.5
10	2'02.922	30.216	38.138	34.724	19.844	305.9
11	1'58.262	29.946	35.629	32.792	19.895	306.8
12	2'10.138 P	31.173	37.405	35.136	26.424	299.1
Run #	3	Front Tyre	Slick-Medium 12 Laps at start	Rear Tyre	Slick-Medium 12 Laps at start	
13	6'29.191	32.427	36.258	33.119	19.864	
14	1'58.323	29.977	35.789	32.748	19.809	306.8
15	1'58.231	30.003	35.647	32.805	19.776	306.8
16	1'58.500	30.070	35.725	32.915	19.790	306.8
17	2'01.784 *	32.637	36.234	32.939	19.974	306.8

18th	73	Alex MARQUEZ		HONDA	SPA	
		Repsol Honda Team				
		Runs=3	Total laps=18	Full laps=7		
Run #	1	Front Tyre	Slick-Medium New Tyre	Rear Tyre	Slick-Medium New Tyre	
1	2'16.668 *	33.583	38.829	34.752	20.523*	
2	2'01.644 *	31.293	36.813	33.440	20.098*	302.5
3	1'59.771 *	30.482	36.443	32.944	19.902*	306.8
4	1'59.195 *	30.372	36.109	32.951	19.763*	307.6
5	1'58.833	30.033	35.805	33.016	19.979	309.4
6	2'06.303 P	30.967	36.209	33.078	26.049	307.6
Run #	2	Front Tyre	Slick-Medium 6 Laps at start	Rear Tyre	Slick-Medium 6 Laps at start	
7	6'45.232	33.774	36.760	33.203	19.968	
8	1'58.733	30.195	35.994	32.763	19.781	306.8
9	1'58.331 *	29.953	35.740	32.818	19.820*	309.4
10	1'58.344 *	29.927	35.763	32.870	19.784*	309.4
11	1'58.615	30.089	35.844	32.854	19.828	309.4
12	1'58.579	30.074	35.910	32.848	19.747	308.5
13	2'11.026 P	30.895	37.829	33.723	28.579	309.4
Run #	3	Front Tyre	Slick-Medium 13 Laps at start	Rear Tyre	Slick-Medium 13 Laps at start	
14	7'23.454	32.387	37.112	33.495	20.024	
15	1'59.505	30.232	36.281	33.058	19.934	308.5
16	2'00.388	30.197	37.324	32.992	19.875	309.4
17	1'58.964	30.154	35.929	32.954	19.927	309.4
18	2'00.036 *	30.977	36.038	33.037	19.984	310.3

19th	53	Tito RABAT		DUCATI		SPA
		Esponsorama Racing				
		Runs=3	Total laps=15	Full laps=10		
Run #	1	Front Tyre	Slick-Hard New Tyre	Rear Tyre	Slick-Medium New Tyre	
1	2'25.808	39.295	38.550	34.095	20.228	
2	2'01.119	30.887	36.639	33.589	20.004	291.8
3	1'59.999	30.879	36.197	33.078	19.845	297.5
4	2'12.639 P	31.155	36.303	33.098	32.083	300.8
Run #	2	Front Tyre	Slick-Medium New Tyre	Rear Tyre	Slick-Medium 4 Laps at start	
5	5'33.120	33.843	36.853	33.685	20.011	
6	1'59.865	30.605	36.124	33.140	19.996	300.8
7	2'01.642	31.327	36.417	33.564	20.334	303.3
8	1'58.785	30.309	35.822	32.864	19.790	303.3
9	2'14.797 P	30.597	36.916	36.043	31.241	302.5
Run #	3	Front Tyre	Slick-Medium 5 Laps at start	Rear Tyre	Slick-Medium 9 Laps at start	
10	12'39.810	38.055	38.762	33.023	19.867	
11	1'58.728	30.310	35.698	32.790	19.930	295.8
12	2'00.548	31.029	36.285	33.103	20.131	304.2
13	2'01.521	30.299	35.895	33.194	22.133	304.2
14	1'58.959	30.281	35.777	33.032	19.869	301.6
15	1'59.132	30.296	35.768	33.056	20.012	304.2

20th	38	Bradley SMITH		APRILIA	GBR	
		Aprilia Racing Team Gresini				
		Runs=3	Total laps=14	Full laps=8		
Run #	1	Front Tyre	Slick-Medium New Tyre	Rear Tyre	Slick-Medium New Tyre	
1	2'43.184	34.097	38.348	34.192	20.443	
2	2'00.701	31.040	36.236	33.248	20.177	289.5
3	2'00.661	31.148	36.434	33.068	20.011	291.1
4	1'59.363	30.583	36.003	32.855	19.922	294.2
5	1'58.817	30.374	35.672	32.763	20.008	304.2
6	2'09.802 P	30.855	37.219	34.266	27.462	295.0
Run #	2	Front Tyre	Slick-Medium 6 Laps at start	Rear Tyre	Slick-Medium 6 Laps at start	
7	12'35.515	32.183	37.456	33.465	20.031	
8	1'59.104	30.392	35.850	32.950	19.912	298.3
9	1'59.713	30.627	36.022	33.037	20.027	306.8
10	1'59.552	30.638	36.022	32.986	19.906	304.2
11	1'59.194	30.279	35.994	32.955	19.966	306.8
12	2'09.263 P	32.056	36.845	34.053	26.309	296.7
Run #	3	Front Tyre	Slick-Medium 12 Laps at start	Rear Tyre	Slick-Medium 12 Laps at start	
13	8'59.771	33.049	37.832	33.364	19.958	
14	1'59.647 *	30.390	36.184	33.068	20.005	296.7

21st	27	Iker LECUONA		KTM	SPA	
		Red Bull KTM Tech 3				
		Runs=2	Total laps=19	Full laps=11		
Run #	1	Front Tyre	Slick-Soft New Tyre	Rear Tyre	Slick-Medium New Tyre	
1	2'23.612	35.941	38.205	34.006	20.114	
2	2'00.571	31.079	36.212	33.280	20.000	288.7

Fastest Lap: Takaaki NAKAGAMI LCR Honda IDEMITS JPN **1'57.353** 29.773 35.430 32.447 19.703

These data/results cannot be reproduced, stored and/or transmitted in whole or in part by any manner of electronic, mechanical, photocopying, recording, broadcasting or otherwise now known or herein after developed without the previous express consent by the copyright owner, except for reproduction in daily press and regular printed publications on sale to the public within 60 days of the event related to those data/results and always provided that copyright symbol appears together as follows below.
© DORNA, 2020

Official MotoGP Timing by TISSOT
www.motogp.com

Brno, Friday, August 07, 2020

Page 5 of 6



Free Practice Nr. 1

MotoGP

Lap	Lap Time	T1	T2	T3	T4	Speed	Lap	Lap Time	T1	T2	T3	T4	Speed
3	1'59.213	30.357	35.947	32.998	19.911	285.7							
4	2'00.081	30.406	36.440	33.357	19.878	291.1							
5	2'00.352	30.526	36.145	33.129	20.552	303.3							
6	1'59.136	30.201	35.919	33.047	19.969	306.8							
7	1'59.545	30.409	35.998	33.122	20.016	299.1							
8	1'59.528	30.352	35.987	33.312	19.877	305.0							
9	1'59.451	30.448	35.998	33.115	19.890	304.2							
10	1'59.429 *	30.364	35.865	33.265	19.935*	302.5							
11	2'16.104 P	34.021	38.276	35.082	28.725	257.1							
Run # 2	Front Tyre	Slick-Soft			Rear Tyre	Slick-Medium							
		11 Laps at start				11 Laps at start							
12	10'08.728	33.086	36.835	34.524	20.067								
13	1'59.614	30.383	35.936	33.241	20.054	301.6							
14	1'59.596 *	30.422	35.929	33.256	19.989*	301.6							
15	1'59.443 *	30.374	36.038	33.191	19.840*	300.8							
16	2'07.548	30.401	36.108	40.850	20.189	303.3							
17	1'59.341 *	30.192	36.098	33.131	19.920*	304.2							
18	2'05.943	31.698	40.625	33.545	20.075	304.2							
19	2'00.275 *	30.425	36.168	33.360	20.322	302.5							

22nd 6 **Stefan BRADL** HONDA GER
Repsol Honda Team

Runs=3 Total laps=16 Full laps=9

Run # 1	Front Tyre	Slick-Medium	Rear Tyre	Slick-Medium									
		New Tyre		New Tyre									
1	2'18.014	34.242	38.688	34.215	20.616								
2	2'01.101	31.030	36.698	33.371	20.002	292.6							
3	1'59.663 *	30.526	36.218	33.071	19.848*	302.5							
4	1'59.193	30.307	36.006	32.994	19.886	304.2							
5	1'59.442	30.416	36.088	32.985	19.953	307.6							
6	2'09.130 P	30.707	36.345	33.416	28.662	300.8							
Run # 2	Front Tyre	Slick-Medium			Rear Tyre	Slick-Medium							
		6 Laps at start				6 Laps at start							
7	7'54.917 *	33.053	36.704	35.431	20.072*								
8	2'00.258	30.810	36.165	33.260	20.023	283.4							
9	1'59.445	30.292	36.054	33.135	19.964	306.8							
10	1'59.437	30.175	36.029	33.184	20.049	308.5							
11	1'59.670	30.323	36.108	33.254	19.985	308.5							
12	2'12.239 P	31.478	37.004	33.962	29.795	305.9							
Run # 3	Front Tyre	Slick-Medium			Rear Tyre	Slick-Medium							
		12 Laps at start				12 Laps at start							
13	9'42.816	32.868	36.937	33.566	20.187								
14	2'00.287	30.516	36.291	33.300	20.180	306.8							
15	2'00.374	30.454	36.246	33.467	20.207	307.6							
16	2'00.971 *	30.842	36.408	33.525	20.196	305.9							

Fastest Lap: Takaaki NAKAGAMI LCR Honda IDEMITS JPN 1'57.353 29.773 35.430 32.447 19.703

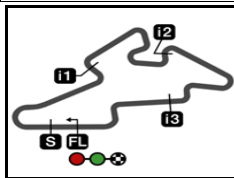
These data/results cannot be reproduced, stored and/or transmitted in whole or in part by any manner of electronic, mechanical, photocopying, recording, broadcasting or otherwise now known or herein after developed without the previous express consent by the copyright owner, except for reproduction in daily press and regular printed publications on sale to the public within 60 days of the event related to those data/results and always provided that copyright symbol appears together as follows below.
© DORNA, 2020

Official MotoGP Timing by TISSOT
www.motogp.com

Brno, Friday, August 07, 2020

Page 6 of 6





5403 m.

MONSTER ENERGY GRAND PRIX ČESKÉ REPUBLIKY

Free Practice Nr. 1

Best Partial Times

MotoGP™

IT Ideal Lap Time, sum of the best partial times

BT Best Lap Time

T1		T2		T3		T4				IT		BT	
Pos	Rider	Time	Rider	Time	Rider	Time	Rider	Time	Pos	Rider	IT	BT	
1	P.ESPARGARO	29.727	J.MIR	35.187	P.ESPARGARO	32.288	J.MIR	19.610	1	P.ESPARGAR	1'57.137	1'57.392	(3)
2	T.NAKAGAMI	29.773	B.BINDER	35.327	T.NAKAGAMI	32.347	J.ZARCO	19.612	2	J.MIR	1'57.189	1'57.364	(2)
3	A.RINS	29.780	T.NAKAGAMI	35.430	B.BINDER	32.401	F.BAGNAIA	19.622	3	T.NAKAGAMI	1'57.253	1'57.353	(1)
4	F.BAGNAIA	29.793	V.ROSSI	35.441	J.ZARCO	32.432	M.VIÑALES	19.635	4	B.BINDER	1'57.322	1'58.013	(16)
5	V.ROSSI	29.809	P.ESPARGARO	35.445	C.CRUTCHLOW	32.438	C.CRUTCHLOW	19.635	5	C.CRUTCHLO	1'57.443	1'57.753	(10)
6	A.DOVIZIOSO	29.815	A.ESPARGARO	35.478	M.VIÑALES	32.440	F.MORBIDELLI	19.648	6	J.ZARCO	1'57.460	1'57.460	(4)
7	D.PETRUCCI	29.816	D.PETRUCCI	35.494	F.MORBIDELLI	32.454	A.DOVIZIOSO	19.662	7	M.VIÑALES	1'57.489	1'57.565	(5)
8	M.VIÑALES	29.845	C.CRUTCHLOW	35.508	J.MIR	32.466	D.PETRUCCI	19.668	8	D.PETRUCCI	1'57.497	1'57.638	(7)
9	J.ZARCO	29.848	F.QUARTARARO	35.514	A.ESPARGARO	32.499	J.MILLER	19.673	9	A.RINS	1'57.535	1'57.823	(12)
10	A.ESPARGARO	29.858	F.MORBIDELLI	35.546	A.RINS	32.503	A.RINS	19.676	10	A.DOVIZIOSO	1'57.546	1'57.632	(6)
11	C.CRUTCHLOW	29.862	A.DOVIZIOSO	35.549	D.PETRUCCI	32.519	P.ESPARGARO	19.677	11	F.MORBIDELLI	1'57.558	1'57.718	(9)
12	B.BINDER	29.883	J.ZARCO	35.568	A.DOVIZIOSO	32.520	T.NAKAGAMI	19.703	12	V.ROSSI	1'57.580	1'57.646	(8)
13	F.QUARTARARO	29.898	M.VIÑALES	35.569	J.MILLER	32.521	B.BINDER	19.711	13	A.ESPARGAR	1'57.629	1'57.789	(11)
14	F.MORBIDELLI	29.910	A.RINS	35.576	F.BAGNAIA	32.551	A.MARQUEZ	19.747	14	F.BAGNAIA	1'57.642	1'57.839	(15)
15	J.MIR	29.926	M.OLIVEIRA	35.619	V.ROSSI	32.568	V.ROSSI	19.762	15	J.MILLER	1'57.794	1'57.836	(14)
16	A.MARQUEZ	29.927	J.MILLER	35.631	F.QUARTARARO	32.591	M.OLIVEIRA	19.772	16	F.QUARTARAR	1'57.797	1'57.831	(13)
17	M.OLIVEIRA	29.946	B.SMITH	35.672	M.OLIVEIRA	32.648	T.RABAT	19.790	17	M.OLIVEIRA	1'57.985	1'58.161	(17)
18	J.MILLER	29.969	F.BAGNAIA	35.676	B.SMITH	32.763	F.QUARTARARO	19.794	18	A.MARQUEZ	1'58.177	1'58.579	(18)
19	S.BRADL	30.175	T.RABAT	35.698	A.MARQUEZ	32.763	A.ESPARGARO	19.794	19	T.RABAT	1'58.559	1'58.728	(19)
20	I.LECUONA	30.192	A.MARQUEZ	35.740	T.RABAT	32.790	I.LECUONA	19.877	20	B.SMITH	1'58.620	1'58.817	(20)
21	B.SMITH	30.279	I.LECUONA	35.865	S.BRADL	32.985	S.BRADL	19.886	21	I.LECUONA	1'58.932	1'59.136	(21)
22	T.RABAT	30.281	S.BRADL	36.006	I.LECUONA	32.998	B.SMITH	19.906	22	S.BRADL	1'59.052	1'59.193	(22)


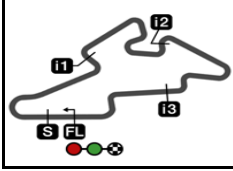
These data/results cannot be reproduced, stored and/or transmitted in whole or in part by any manner of electronic, mechanical, photocopying, recording, broadcasting or otherwise now known or herein after developed without the previous express consent by the copyright owner, except for reproduction in daily press and regular printed publications on sale to the public within 60 days of the event related to those data/results and always provided that copyright symbol appears together as follows below.

© DORNA, 2020

Official MotoGP Timing by TISSOT
www.motogp.com




Automotodrom Brno

Results and timing service provided by **MotoGP™**

5403 m.

MONSTER ENERGY GRAND PRIX ČESKÉ REPUBLIKY**Free Practice Nr. 1****Fastest Laps Sequence**

<i>Practice Time</i>	 <i>Rider</i>	<i>Nation</i>	<i>Motorcycle</i>	<i>Time</i>	<i>Km/h</i>	<i>Rider's Lap</i>
4'09.958	21 Franco MORBIDELLI	ITA	YAMAHA	1'58.629	163.9	2
6'08.455	21 Franco MORBIDELLI	ITA	YAMAHA	1'58.497	164.1	3
6'20.542	9 Daniilo PETRUCCI	ITA	DUCATI	1'58.232	164.5	3
6'21.637	44 PoI ESPARGARO	SPA	KTM	1'57.607	165.3	3
8'19.029	44 PoI ESPARGARO	SPA	KTM	1'57.392	165.6	4
43'27.671	36 Joan MIR	SPA	SUZUKI	1'57.364	165.7	16
44'07.338	30 Takaaki NAKAGAMI	JPN	HONDA	1'57.353	165.7	16

These data/results cannot be reproduced, stored and/or transmitted in whole or in part by any manner of electronic, mechanical, photocopying, recording, broadcasting or otherwise now known or herein after developed without the previous express consent by the copyright owner, except for reproduction in daily press and regular printed publications on sale to the public within 60 days of the event related to those data/results and always provided that copyright symbol appears together as follows below.

© DORNA, 2020

Official MotoGP Timing by **TISSOT**
www.motogp.com

Brno, Friday, August 07, 2020