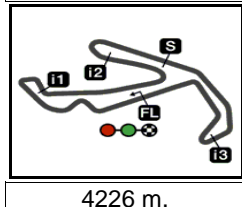


GP TISSOT DELL'EMILIA ROMAGNA E RIVIERA DI RIMINI


Free Practice Nr. 1

Classification

3



4226 m.

		Rider	Nation	Team	Motorcycle	Time	Lap Total	Gap	Top Speed
1	25	Raul FERNANDEZ	SPA	Red Bull KTM Ajo	KTM	1'41.962	16 17		205.7
2	52	Jeremy ALCOBA	SPA	Kömmerling Gresini Moto3	HONDA	1'42.126	10 13	0.164 0.164	204.1
3	7	Dennis FOGGIA	ITA	Leopard Racing	HONDA	1'42.152	18 18	0.190 0.026	207.6
4	2	Gabriel RODRIGO	ARG	Kömmerling Gresini Moto3	HONDA	1'42.212	15 16	0.250 0.060	205.3
5	16	Andrea MIGNO	ITA	SKY Racing Team VR46	KTM	1'42.224	12 16	0.262 0.012	204.5
6	5	Jaume MASIA	SPA	Leopard Racing	HONDA	1'42.246	16 16	0.284 0.022	211.3
7	12	Filip SALAC	CZE	Rivacold Snipers Team	HONDA	1'42.389	16 16	0.427 0.143	206.5
8	75	Albert ARENAS	SPA	Gaviota Aspar Team Moto3	KTM	1'42.400	13 15	0.438 0.011	208.0
9	40	Darryn BINDER	RSA	CIP Green Power	KTM	1'42.462	10 11	0.500 0.062	203.3
10	71	Ayumu SASAKI	JPN	Red Bull KTM Tech 3	KTM	1'42.471	16 16	0.509 0.009	208.0
11	13	Celestino VIETTI	ITA	SKY Racing Team VR46	KTM	1'42.521	12 15	0.559 0.050	204.9
12	79	Ai OGURA	JPN	Honda Team Asia	HONDA	1'42.548	12 13	0.586 0.027	204.5
13	27	Kaito TOBA	JPN	Red Bull KTM Ajo	KTM	1'42.640	14 16	0.678 0.092	206.1
14	14	Tony ARBOLINO	ITA	Rivacold Snipers Team	HONDA	1'42.651	11 14	0.689 0.011	207.2
15	55	Romano FENATI	ITA	Sterilgarda Max Racing Team	HUSQVARNA	1'42.663	10 13	0.701 0.012	206.1
16	21	Alonso LOPEZ	SPA	Sterilgarda Max Racing Team	HUSQVARNA	1'42.728	18 18	0.766 0.065	206.8
17	82	Stefano NEPA	ITA	Gaviota Aspar Team Moto3	KTM	1'42.839	12 12	0.877 0.111	206.8
18	23	Niccolò ANTONELLI	ITA	SIC58 Squadra Corse	HONDA	1'42.902	15 17	0.940 0.063	205.7
19	50	Jason DUPASQUIER	SWI	CarXpert PruestelGP	KTM	1'42.916	14 17	0.954 0.014	207.6
20	17	John MCPHEE	GBR	Petronas Sprinta Racing	HONDA	1'42.978	14 15	1.016 0.062	203.7
21	70	Barry BALTUS	BEL	CarXpert PruestelGP	KTM	1'43.055	14 14	1.093 0.077	204.9
22	89	Khairul Idham PAWI	MAL	Petronas Sprinta Racing	HONDA	1'43.059	18 18	1.097 0.004	208.0
23	99	Carlos TATAY	SPA	Reale Avintia Moto3	KTM	1'43.060	10 13	1.098 0.001	203.3
24	24	Tatsuki SUZUKI	JPN	SIC58 Squadra Corse	HONDA	1'43.110	5 11	1.148 0.050	202.6
25	6	Ryusei YAMANAKA	JPN	Estrella Galicia 0,0	HONDA	1'43.180	15 17	1.218 0.070	207.2
26	11	Sergio GARCIA	SPA	Estrella Galicia 0,0	HONDA	1'43.654	4 17	1.692 0.474	206.8
27	53	Deniz ÖNCÜ	TUR	Red Bull KTM Tech 3	KTM	1'43.667	5 6	1.705 0.013	204.5
28	9	Davide PIZZOLI	ITA	BOE Skull Rider Facile Energy	KTM	1'43.684	14 14	1.722 0.017	206.1
29	73	Maximilian KOFLER	AUT	CIP Green Power	KTM	1'43.707	14 14	1.745 0.023	208.4
30	92	Yuki KUNII	JPN	Honda Team Asia	HONDA	1'43.947	14 15	1.985 0.240	203.0
31	54	Riccardo ROSSI	ITA	BOE Skull Rider Facile Energy	KTM	1'44.056	6 15	2.094 0.109	206.5

Practice condition: **Dry**Air: **24°**Humidity: **66%**Ground: **23°**

Fastest Lap:	Lap: 16	Raul FERNANDEZ	1'41.962	149.2 Km/h
Best Race Lap:	2018	Gabriel RODRIGO	1'42.381	148.5 Km/h
All Time Lap Record:	2018	Jorge MARTIN	1'41.823	149.4 Km/h

The results are provisional until the end of the limit for protest and appeals.

Time limit for protest expires 30' after publication of the results - Time:

These data/results cannot be reproduced, stored and/or transmitted in whole or in part by any manner of electronic, mechanical, photocopying, recording, broadcasting or otherwise now known or herein after developed without the previous express consent by the copyright owner, except for reproduction in daily press and regular printed publications on sale to the public within 60 days of the event related to those data/results and always provided that copyright symbol appears together as follows below.

© DORNA, 2020

Official MotoGP Timing by TISSOT
www.motogp.com

Misano Adriatico, Friday, September 18, 2020

moto3™



GP TISSOT DELL'EMILIA ROMAGNA E RIVIERA DI RIMINI

Free Practice Nr. 1

Top Speed & Average

4



Rider

Nation

Motorcycle

Top 5 speeds

Average

Top

Rider	Nation	Motorcycle	Top 5 speeds					Average	Top
5 Jaume MASIA	SPA	HONDA	211.3	209.3	209.3	206.8	206.8	208.7	211.3
73 Maximilian KOFLER	AUT	KTM	208.4	207.2	205.3	203.3	201.1	203.9	208.4
71 Ayumu SASAKI	JPN	KTM	208.0	206.8	205.3	204.9	204.5	205.9	208.0
75 Albert ARENAS	SPA	KTM	208.0	206.8	206.1	205.3	205.3	206.1	208.0
89 Khairul Idham PAWI	MAL	HONDA	208.0	205.3	204.9	204.5	201.8	204.9	208.0
7 Dennis FOGGIA	ITA	HONDA	207.6	207.2	206.8	206.5	206.1	206.7	207.6
50 Jason DUPASQUIER	SWI	KTM	207.6	206.8	206.5	205.7	205.7	206.5	207.6
6 Ryusei YAMANAKA	JPN	HONDA	207.2	204.5	204.5	204.1	203.7	204.8	207.2
14 Tony ARBOLINO	ITA	HONDA	207.2	206.1	206.1	206.1	204.1	205.9	207.2
11 Sergio GARCIA	SPA	HONDA	206.8	206.1	204.5	204.5	204.5	205.3	206.8
21 Alonso LOPEZ	SPA	HUSQVARNA	206.8	202.6	201.4	201.4	201.1	202.4	206.8
82 Stefano NEPA	ITA	KTM	206.8	206.5	205.7	205.7	205.3	206.0	206.8
12 Filip SALAC	CZE	HONDA	206.5	205.3	204.5	204.5	204.1	205.0	206.5
54 Riccardo ROSSI	ITA	KTM	206.5	206.5	206.1	204.9	204.5	205.7	206.5
9 Davide PIZZOLI	ITA	KTM	206.1	204.9	204.5	204.5	203.7	204.7	206.1
27 Kaito TOBA	JPN	KTM	206.1	204.9	204.1	203.7	203.7	204.5	206.1
55 Romano FENATI	ITA	HUSQVARNA	206.1	205.7	203.0	201.8	201.8	203.7	206.1
23 Niccolò ANTONELLI	ITA	HONDA	205.7	205.7	205.3	204.9	204.9	205.2	205.7
25 Raul FERNANDEZ	SPA	KTM	205.7	203.7	203.0	202.2	201.8	203.0	205.7
2 Gabriel RODRIGO	ARG	HONDA	205.3	205.3	205.3	204.5	203.7	204.8	205.3
13 Celestino VIETTI	ITA	KTM	204.9	202.6	202.6	202.6	202.2	202.6	204.9
70 Barry BALTUS	BEL	KTM	204.9	203.7	203.3	202.6	202.6	203.4	204.9
16 Andrea MIGNO	ITA	KTM	204.5	204.5	204.1	203.7	203.7	204.0	204.5
53 Deniz ÖNCÜ	TUR	KTM	204.5	203.7	201.1	198.5	196.0	200.8	204.5
79 Ai OGURA	JPN	HONDA	204.5	203.0	203.0	202.2	202.2	203.0	204.5
52 Jeremy ALCOBA	SPA	HONDA	204.1	203.7	203.3	202.6	202.2	203.2	204.1
17 John MCPHEE	GBR	HONDA	203.7	203.7	203.3	202.2	201.8	202.5	203.7
40 Darryn BINDER	RSA	KTM	203.3	201.4	201.1	200.7	200.7	201.4	203.3
99 Carlos TATAY	SPA	KTM	203.3	203.0	201.1	201.1	200.3	201.8	203.3
92 Yuki KUNII	JPN	HONDA	203.0	201.1	201.1	201.1	200.7	201.3	203.0
24 Tatsuki SUZUKI	JPN	HONDA	202.6	201.1	201.1	201.1	200.7	201.1	202.6

These data/results cannot be reproduced, stored and/or transmitted in whole or in part by any manner of electronic, mechanical, photocopying, recording, broadcasting or otherwise now known or herein after developed without the previous express consent by the copyright owner, except for reproduction in daily press and regular printed publications on sale to the public within 60 days of the event related to those data/results and always provided that copyright symbol appears together as follows below.

© DORNA, 2020

Official MotoGP Timing by TISSOT
www.motogp.com





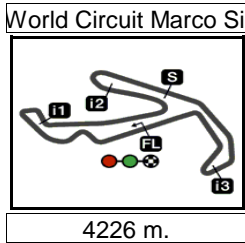
Misano Adriatico, Friday, September 18, 2020

GP TISSOT DELL'EMILIA ROMAGNA E RIVIERA DI RIMINI

Free Practice Nr. 1

Chronological Analysis of Performances

5



4226 m.

* Lap / Sector time cancelled

T1 Time from finish line to 1st intermediate

T3 Time from 2nd intermed. to 3rd intermed.

P Crossing the finish line in pit lane

T2 Time from 1st intermed. to 2nd intermed.

T4 Time from 3rd intermediate to finish line

Lap	Lap Time	T1	T2	T3	T4	Speed	Lap	Lap Time	T1	T2	T3	T4	Speed	
1st	25	Raul FERNANDEZ Red Bull KTM Ajo SPA						9	1'43.241	27.327	24.340	28.827	22.747	203.7
		Runs=3	Total laps=17	Full laps=11			10	1'44.975 P	27.362	24.439	29.520	23.654	199.2	
1	2'27.342	35.136	26.004	29.773	23.547	198.5	11	1'49.246	32.566	24.894	28.866	22.920	203.7	
2	1'44.783	28.071	24.907	28.837	22.968	200.7	12	1'46.771 *	28.982	26.024	28.828	22.937*	205.3	
3	1'43.599	27.546	24.555	28.675	22.823	201.1	13	1'43.342	27.346	24.441	28.742	22.813	203.3	
4	1'43.331	27.304	24.488	28.748	22.791	201.1	14	1'45.244 P	27.373	24.440	30.672	22.759	194.5	
5	1'43.123	27.375	24.401	28.606	22.741	201.4	15	1'50.275 *	34.065	24.956	28.549	22.705*	207.6	
6	1'43.178	27.338	24.266	28.652	22.922	201.8	16	1'44.358 *	27.116	25.874	28.631	22.737*	207.2	
7	1'45.537 P	28.764	24.940	29.312*	22.521	200.0	17	1'43.037 *	27.095	24.280	28.425	23.237	206.5	
8	1'51.799	34.609	25.144	29.017	23.029	200.0	18	1'42.152	27.071	24.130	28.409	22.542	206.1	
9	1'43.400	27.351	24.539	28.731	22.779	200.7	4th	2	Gabriel RODRIGO Kömmerling Gresini M ARG					
10	1'45.971 *	27.300	24.441	28.632	25.598*	201.1			Runs=3	Total laps=17	Full laps=9			
11	1'43.347	27.318	24.485	28.501	23.043	205.7	1	3'06.289	39.956	25.785	29.514	23.181	202.2	
12	1'45.798 P	28.439	25.070	29.587	22.702	199.2	2	1'45.186 *	28.305	24.730	29.000	23.151	202.6	
13	1'51.045	33.972	25.014	28.890	23.169	200.0	3	1'44.375	27.940	24.695	28.765	22.975	202.6	
14	1'42.292	27.108	24.312	28.409	22.463	202.2	4	1'43.907	27.536	24.570	28.898	22.903	201.8	
15	1'42.296	26.924	24.289	28.486	22.597	203.7	5	1'43.466	27.496	24.474	28.759	22.737	203.0	
16	1'41.962	26.844	24.303	28.386	22.429	201.8	6	1'43.580	27.418	24.641	28.668	22.853	203.0	
17	1'42.050	27.008	24.165	28.367	22.510	203.0	7	1'43.438	27.333	24.363	28.704	23.038	204.5	
2nd	52	Jeremy ALCOBA Kömmerling Gresini M SPA						8	1'48.447 P	28.073	25.290	29.343	25.741	201.4
		Runs=2	Total laps=13	Full laps=8			9	1'51.783 *	35.069	24.847	28.948*	22.919	202.2	
1	12'31.821	35.938	25.636	30.125	25.795	196.7	10	1'43.680	27.506	24.470	28.557	23.147	205.3	
2	1'45.284	28.051	24.718	29.489	23.026	201.4	11	1'43.584	27.549	24.448	28.758	22.829	203.0	
3	1'44.788	27.776	24.688	29.330	22.994	198.8	12	1'47.052 P	28.006	24.889	29.377	24.780	205.3	
4	1'44.399 *	27.591	24.656	29.186	22.966*	199.2	13	1'54.934	38.839	24.719	28.634	22.742	201.8	
5	1'44.220	27.390	24.801	29.250	22.779	198.5	14	1'42.326	27.086	24.303	28.436	22.501	203.7	
6	1'44.558	27.684	24.764	29.193	22.917	200.0	15	1'42.212	27.056	24.333	28.312	22.511	205.3	
7	1'43.387	27.499	24.430	28.773	22.685	202.2	16	1'42.951 *	27.276	24.242	28.646	22.787	202.2	
8	1'42.989 P	27.505	24.464	28.902	22.118	203.3		PIT	27.265	24.342	28.883	24.612	202.2	
9	1'54.612	38.090	24.867	28.998	22.657	200.3	5th	16	Andrea MIGNO SKY Racing Team VR ITA					
10	1'42.126	26.997	24.172	28.541	22.416	203.7			Runs=3	Total laps=16	Full laps=9			
11	1'43.181	27.224	24.463	28.771	22.723	201.4	1	2'55.235	36.712	26.821	29.803	23.431	200.0	
12	1'42.660 *	27.161	24.296	28.556	22.647	204.1	2	1'45.092 *	27.887	24.987	29.007	23.211	202.2	
13	1'42.576	27.059	24.262	28.767	22.488	202.6	3	1'44.098	27.637	24.678	28.796	22.987	203.0	
3rd	7	Dennis FOGGIA Leopard Racing ITA						4	1'43.579	27.438	24.573	28.739	22.829	202.6
		Runs=3	Total laps=18	Full laps=10			5	1'46.395 P	29.021	25.292	29.276	22.806	202.2	
1	3'26.934	33.861	25.646	29.749	23.469	203.7	6	1'53.424	36.366	24.958	29.025	23.075	204.1	
2	1'44.738	28.103	24.711	28.885	23.039	206.1	7	1'43.587	27.351	24.572	28.761	22.903	203.7	
3	1'45.677	27.716	24.514	30.280	23.167	203.7	8	1'43.413	27.337	24.383	28.816	22.877	203.7	
4	1'43.383	27.425	24.455	28.674	22.829	206.8	9	1'43.823	27.431	24.553	28.840	22.999	202.6	
5	1'43.417	27.328	24.458	28.832	22.799	204.5	10	1'47.110 P	27.996	25.272	30.141	23.701	197.0	
6	1'45.267	28.643	24.741	28.984	22.899	204.1	11	1'49.432	32.920	24.858	28.866	22.788	202.2	
7	1'43.177	27.372	24.339	28.667	22.799	204.5	12	1'42.224	27.054	24.231	28.523	22.416	204.5	
8	1'43.140	27.324	24.295	28.736	22.785	204.1	13	1'42.644	27.169	24.312	28.638	22.525	204.5	

Fastest Lap: Raul FERNANDEZ Red Bull KTM Ajo SPA **1'41.962** 26.844 24.303 28.386 22.429

These data/results cannot be reproduced, stored and/or transmitted in whole or in part by any manner of electronic, mechanical, photocopying, recording, broadcasting or otherwise now known or herein after developed without the previous express consent by the copyright owner, except for reproduction in daily press and regular printed publications on sale to the public within 60 days of the event related to those data/results and always provided that copyright symbol appears together as follows below.
© DORNA, 2020

Free Practice Nr. 1

Moto3

Lap	Lap Time	T1	T2	T3	T4	Speed	Lap	Lap Time	T1	T2	T3	T4	Speed
14	1'42.326	27.066	24.211	28.514	22.535	203.3	13	1'42.400	27.195	24.148	28.451	22.606	206.8
15	1'43.457 *	27.141	24.700	28.853	22.763	202.6	14	1'44.951 *	27.964	24.204	28.907	23.876	204.1
16	1'42.478	27.111	24.285	28.505	22.577	203.7	15	1'42.830	27.659	24.078	28.556	22.537	205.3

6th		5	Jaume MASIA		Leopard Racing		SPA
		Runs=3	Total laps=16	Full laps=8			
1	3'02.594	35.324	25.252	29.106	22.972	205.3	
2	1'43.662 *	27.669	24.581	28.711	22.701	206.8	
3	1'42.896	27.513	24.270	28.447	22.666	209.3	
4	1'42.819	27.423	24.184	28.548	22.664	209.3	
5	1'42.995	27.471	24.271	28.567	22.686	206.8	
6	1'48.748 *	31.29*	25.693*	28.887	22.873	205.3	
7	1'42.819	27.323	24.287	28.534	22.675	206.5	
8	1'46.530 P	28.34*	25.388	29.418	23.378	201.1	
9	1'58.357 *	38.668	27.616*	29.057	23.016	203.3	
10	1'43.402	27.436	24.635	28.630	22.701	205.7	
11	1'43.397	27.438	24.493	28.688	22.778	206.1	
12	1'43.442	27.381	24.511	28.713	22.837	205.7	
13	1'46.184 P	28.147	25.459	29.337	23.241	204.1	
14	1'51.313	33.251	24.376	29.170	24.516	206.1	
15	1'47.516 *	27.011	28.178	29.377	22.950*	204.1	
16	1'42.246	27.180	24.187	28.280	22.599	211.3	

7th		12	Filip SALAC		Rivacold Snipers Tea		CZE
		Runs=3	Total laps=16	Full laps=8			
1	3'09.400	39.142	25.614	29.536	23.434	203.0	
2	1'44.557 *	27.960	24.764	28.810	23.023	204.5	
3	1'44.069	27.818	24.665	28.833	22.753	203.0	
4	1'43.671	27.467	24.560	28.872	22.772	202.6	
5	1'43.647	27.451	24.444	28.862	22.890	202.6	
6	1'43.577	27.528	24.433	28.852	22.764	202.6	
7	1'48.197 P	27.438	24.511	28.950	27.298	202.2	
8	2'03.868 *	43.009	26.691	31.090	23.078*	201.1	
9	1'43.577	27.481	24.439	28.916	22.741	201.4	
10	1'43.029	27.333	24.409	28.695	22.592	204.1	
11	1'49.845 P	27.444	24.576	33.239*	24.586	196.0	
12	2'02.239 *	38.500	26.070	29.846*	27.823	198.1	
13	1'43.117 *	27.313	24.390	28.677	22.737	204.5	
14	1'42.636	27.116	24.247	28.621	22.652	206.5	
15	1'45.886 *	27.464	24.695	29.716	24.011	195.2	
16	1'42.389	27.258	24.223	28.473	22.435	205.3	

8th		75	Albert ARENAS		Gaviota Aspar Team		SPA
		Runs=3	Total laps=15	Full laps=6			
1	3'09.066	37.522	25.624	29.645	23.367	203.0	
2	1'44.848 *	28.147	24.687	28.737	23.277*	204.9	
3	1'45.908 *	29.27*	24.757	28.921	22.954	204.9	
4	1'44.369	27.853	24.571	28.970	22.975	204.1	
5	1'43.295	27.595	24.272	28.680	22.748	205.3	
6	1'43.463	27.681	24.410	28.588	22.784	206.1	
7	1'47.264 P	27.530	24.402	29.040	26.292	208.0	
8	1'54.083	37.903	24.570	28.802	22.808	204.1	
9	1'43.234	27.477	24.412	28.611	22.734	204.5	
10	1'45.201 P	27.670	24.819	28.781	23.931	203.0	
11	1'52.841	33.275	25.499	28.685	25.382	204.9	
12	1'42.762 *	27.304	24.276	28.565	22.617	205.3	

9th		40	Darryn BINDER		CIP Green Power		RSA
		Runs=2	Total laps=12	Full laps=8			
1	12'22.206 *	34.364	26.773	29.890	23.924*	200.0	
2	1'45.925	28.372	25.235	29.209	23.109	200.3	
3	1'44.498	27.779	24.856	28.825	23.038	200.7	
4	1'44.469	27.630	24.738	29.083	23.018	200.0	
5	1'44.771	27.648	24.969	29.094	23.060	200.0	
6	1'45.620	27.950	24.923	29.306	23.441	198.5	
7	1'47.849 P	28.585	25.231	30.167	23.866	196.0	
8	1'48.299	32.254	24.907	28.567	22.571	201.1	
9	1'42.713	27.049	24.310	28.550	22.804	201.4	
10	1'42.462	27.057	24.380	28.536	22.489	203.3	
11	1'42.980	27.043	24.298	28.815	22.824	200.7	
	PIT	34.075	25.091	30.312	25.373	199.2	

10th		71	Ayumu SASAKI		Red Bull KTM Tech 3		JPN
		Runs=3	Total laps=16	Full laps=9			
1	2'57.715	36.011	27.760	31.663	23.878	187.5	
2	1'44.841 *	27.962	24.900	28.961	23.018	203.7	
3	1'43.676	27.575	24.565	28.698	22.838	205.3	
4	1'43.455	27.449	24.482	28.747	22.777	204.5	
5	1'44.890	27.717	24.641	29.352	23.180	201.1	
6	1'44.643	27.828	24.639	29.161	23.015	201.8	
7	1'49.269 P	27.882	24.831	29.974	26.582	198.1	
8	1'51.325	34.412	25.106	28.918	22.889	204.9	
9	1'44.018	27.593	24.475	29.031	22.919	200.3	
10	1'44.311	27.691	24.588	29.122	22.910	200.7	
11	1'47.975 P	28.021	24.876	29.611	25.467	197.8	
12	1'57.668	39.635	25.534	29.992	22.507	188.1	
13	1'42.496	27.087	24.259	28.647	22.503	208.0	
14	1'44.602	27.206	24.609	29.934	22.853	202.6	
15	1'45.348 *	27.376	24.347	29.491	24.134	197.8	
16	1'42.471	27.332	24.097	28.485	22.557	206.8	

11th		13	Celestino VIETTI		SKY Racing Team VR		ITA
		Runs=4	Total laps=15	Full laps=7			
1	2'57.574	37.146	27.863	31.821	23.868	185.2	
2	1'44.698 *	27.894	24.817	29.001	22.986	202.2	
3	1'43.780	27.538	24.725	28.629	22.888	202.2	
4	1'43.518	27.439	24.512	28.704	22.863	202.2	
5	1'46.666 P	27.33*	26.232	31.153	21.949	197.8	
6	1'52.765	36.460	24.706	28.682	22.917	202.6	
7	1'43.231	27.418	24.473	28.575	22.765	202.2	
8	1'43.405	27.430	24.415	28.758	22.802	204.9	
9	1'43.244	27.492	24.416	28.645	22.691	202.2	
10	1'42.708 P	27.646	24.295	28.883	21.884	202.6	
11	1'49.472	32.926	24.945	28.909	22.692	200.0	
12	1'42.521	27.207	24.311	28.466	22.537	202.6	
13	1'42.551	27.110	24.297	28.547	22.597	201.1	
14	1'54.033 P	27.145	25.222	37.422*	24.244	184.3	
15	1'49.779	33.390	24.721	28.818	22.850	199.6	

Fastest Lap: Raul FERNANDEZ Red Bull KTM Ajo SPA **1'41.962** 26.844 24.303 28.386 22.429

These data/results cannot be reproduced, stored and/or transmitted in whole or in part by any manner of electronic, mechanical, photocopying, recording, broadcasting or otherwise now known or herein after developed without the previous express consent by the copyright owner, except for reproduction in daily press and regular printed publications on sale to the public within 60 days of the event related to those data/results and always provided that copyright symbol appears together as follows below.
© DORNA, 2020

Free Practice Nr. 1

Moto3

Lap	Lap Time	T1	T2	T3	T4	Speed	Lap	Lap Time	T1	T2	T3	T4	Speed			
12th	79	Ai OGURA				Honda Team Asia			JPN							
		Runs=2		Total laps=13			Full laps=10									
1	12'34.673	37.709	25.968	29.931	23.728	201.4	3	1'43.712	27.508	24.541	28.803	22.860	199.6			
2	1'45.062	27.924	24.930	28.989	23.219	202.2	4	1'43.387	27.461	24.415	28.810	22.701	200.0			
3	1'43.996	27.660	24.480	28.819	23.037	202.2	5	1'43.189	27.423	24.388	28.759	22.619	200.0			
4	1'43.507	27.461	24.334	28.921	22.791	203.0	6	1'43.355	27.463	24.511	28.712	22.669	200.3			
5	1'43.060	27.250	24.238	28.839	22.733	204.5	7	1'44.755 P	27.892	24.855	28.998	23.010	200.0			
6	1'44.009	27.782	24.262	29.020	22.945	200.3	8	1'51.674	34.933	25.303	28.827	22.611	201.8			
7	1'43.871	27.441	24.425	29.073	22.932	200.3	9	1'44.096 *	27.423	24.202	28.659*	23.812	203.0			
8	1'43.558	27.519	24.303	28.912	22.824	201.1	10	1'42.663	27.272	24.255	28.610	22.526	201.8			
9	1'46.570 P	27.690	24.556	29.382	24.942	197.8	11	1'43.019	27.144	24.147	28.581	23.147	205.7			
10	1'54.548	37.331	24.962	29.171	23.084	200.3	12	1'46.940 *	27.512	25.221	30.589	23.618	184.9			
11	1'43.021	27.304	24.226	28.800	22.691	203.0	13	1'42.890	27.406	24.340	28.565	22.579	206.1			
12	1'42.548	27.225	24.153	28.650	22.520	201.8	16th 21 Alonso LOPEZ									
13	1'42.842	27.289	24.137	28.770	22.646	201.8	Runs=4		Total laps=18			Full laps=9				
							1	2'44.852 *	34.040	25.861	32.643*	23.744*	200.7			
							2	1'45.997 *	28.336	24.928	29.201	23.532	201.4			
							3	1'44.810	27.803	24.787	29.041	23.179	200.7			
							4	1'45.028	27.631	24.676	29.581	23.140	200.7			
							5	1'44.271 *	27.715	24.567	28.990	22.999*	201.1			
							6	1'44.371	27.674	24.601	28.998	23.098	201.1			
							7	1'51.200 P	28.536	25.871	32.106	24.687	200.7			
							8	1'52.480	34.888	25.161	29.334	23.097	198.1			
							9	1'43.791	27.555	24.516	28.834	22.886	199.6			
							10	1'43.991	27.569	24.548	28.968	22.906	199.6			
							11	1'44.189	27.625	24.548	29.052	22.964	200.0			
							12	1'49.790 P	28.304	25.884	31.158	24.444	185.2			
							13	1'53.692	36.215	25.423	29.205	22.849	199.2			
							14	1'42.853	27.172	24.313	28.829	22.539	200.3			
							15	1'42.966	27.184	24.334	28.761	22.687	201.4			
							16	1'44.396 P	27.258	24.380	29.244	23.514	200.7			
							17	1'50.763	33.867	24.590	28.845	23.461	202.6			
							18	1'42.728	27.244	24.298	28.636	22.550	206.8			
							17th 82 Stefano NEPA									
							Runs=2		Total laps=12			Full laps=6				
							1	12'21.398	33.562	26.029	29.858	23.720	200.7			
							2	1'45.392 *	28.062	24.844	29.244	23.242*	201.8			
							3	1'44.401	27.783	24.669	28.991	22.958	202.2			
							4	1'43.794	27.509	24.545	28.874	22.866	201.8			
							5	1'43.692	27.533	24.521	28.777	22.861	202.6			
							6	1'43.551	27.464	24.471	28.742	22.874	202.2			
							7	1'46.184 P	29.287	24.996	29.125	22.776	200.7			
							8	1'52.578	32.964	26.067	28.844	24.703	205.3			
							9	1'44.826 *	27.367	25.641	29.023	22.795	206.5			
							10	1'43.076	27.421	24.369	28.572	22.714	205.7			
							11	1'45.128 *	27.396	25.348	29.031	23.353	205.7			
							12	1'42.839	27.525	24.188	28.467	22.659	206.8			
							18th 23 Niccolò ANTONELL									
							Runs=3		Total laps=17			Full laps=9				
							1	3'07.191	41.813	27.969	29.642	23.482	203.0			
							2	1'44.604 *	27.890	24.805	28.901	23.008	205.7			
							3	1'45.411	27.971	25.276	29.162	23.002	203.7			
							4	1'43.655	27.534	24.371	28.878	22.872	203.3			
							5	1'43.267	27.403	24.331	28.734	22.799	205.7			
							6	1'43.460	27.455	24.325	28.765	22.915	203.7			
							15th 55 Romano FENATI									
							Runs=2		Total laps=13			Full laps=8				
							1	12'51.801 *	39.184	27.229	29.225	23.169*	200.7			
							2	1'44.215	27.635	24.724	29.002	22.854	198.5			
							Fastest Lap: Raul FERNANDEZ									
							Red Bull KTM Ajo		SPA		1'41.962		26.844	24.303	28.386	22.429

These data/results cannot be reproduced, stored and/or transmitted in whole or in part by any manner of electronic, mechanical, photocopying, recording, broadcasting or otherwise now known or herein after developed without the previous express consent by the copyright owner, except for reproduction in daily press and regular printed publications on sale to the public within 60 days of the event related to those data/results and always provided that copyright symbol appears together as follows below.

© DORNA, 2020

Official MotoGP Timing by TISSOT
www.motogp.com

Misano Adriatico, Friday, September 18, 2020 Page 3 of 6



Free Practice Nr. 1

Moto3

Lap	Lap Time	T1	T2	T3	T4	Speed	Lap	Lap Time	T1	T2	T3	T4	Speed
7	1'43.578	27.440	24.382	28.859	22.897	203.3	5	1'44.085	27.398	24.656	29.200	22.831	202.2
8	1'48.379 P	27.540	25.027	29.715	26.097	194.2	6	1'44.414	27.729	24.608	29.291	22.786	202.6
9	1'58.276	38.570	27.050	29.677	22.979	196.3	7	1'43.719	27.561	24.529	28.879	22.750	200.7
10	1'43.628	27.543	24.520	28.766	22.799	203.7	8	1'42.825 P	27.415	24.544	28.833	22.033	201.4
11	1'44.897 P	27.477	24.578	28.926	23.916	203.3	9	1'50.641	33.247	25.480	29.144	22.770	203.3
12	1'51.606 *	34.109	25.428	29.186*	22.883	202.6	10	1'44.079	27.295	24.175	28.588	24.021	204.9
13	1'46.192	27.305	24.785	28.577	25.525	204.9	11	1'43.318	27.419	24.366	28.792	22.741	201.8
14	1'42.972 *	27.257	24.362	28.655	22.698*	204.9	12	1'44.246	27.257	24.597	29.674	22.718	196.7
15	1'42.902	27.234	24.285	28.668	22.715	204.9	13	1'45.058	27.816	24.320	28.889	24.033	202.6
16	1'44.611 *	27.269	24.479	29.647	23.216	189.1	14	1'43.055	27.408	24.262	28.669	22.716	203.7
17	1'43.337	27.405	24.307	28.534	23.091	205.3							

19th 50 Jason DUPASQUIE CarXpert PruestelGP SWI

Runs=3	Total laps=17	Full laps=10
1	2'56.067	33.721 25.959 30.357 23.512 200.7
2	1'48.836 *	28.367 25.279 31.515 23.675 168.4
3	1'44.687	27.969 24.559 28.871 23.288 207.6
4	1'44.186	27.734 24.513 28.756 23.183 206.8
5	1'44.704	28.004 24.707 28.960 23.033 204.5
6	1'51.593 *	30.07* 25.495 32.930 23.090 134.1
7	1'44.599	27.839 24.726 28.910 23.124 205.3
8	1'46.794 P	28.042 25.345 29.933 23.474 197.8
9	1'52.509	34.339 25.934 29.121 23.115 203.0
10	1'45.078	28.019 25.571 28.684 22.804 205.7
11	1'44.148	27.656 24.423 28.838 23.231 206.5
12	1'47.389 P	29.58* 25.409* 29.348 23.044 203.7
13	1'49.928	32.871 24.979 28.916 23.162 204.5
14	1'42.916	27.461 24.329 28.447 22.679 205.7
15	1'43.217	27.381 24.423 28.554 22.859 204.9
16	1'44.226	28.224 24.532 28.566 22.904 205.3
17	1'44.398	27.593 24.892 28.801 23.112 204.9

20th 17 John MCPHEE Petronas Sprinta Raci GBR

Runs=3	Total laps=15	Full laps=7
1	3'25.168	33.949 25.618 36.003 23.830 164.3
2	1'46.034	28.347 24.971 29.388 23.328 201.8
3	1'45.362 *	27.802 25.437* 29.126 22.997 202.2
4	1'44.101	27.646 24.585 28.909 22.961 201.8
5	1'48.738 P	29.64* 25.072 29.471 24.546 201.8
6	1'52.497	34.794 25.279 29.316 23.108 200.3
7	1'44.493	27.716 24.653 29.089 23.035 200.0
8	1'44.200	27.702 24.570 28.995 22.933 200.7
9	1'43.730	27.538 24.524 28.778 22.890 201.1
10	1'43.756	27.458 24.560 28.842 22.896 201.1
11	1'47.732 P	28.983 24.977 29.243 24.529 200.3
12	1'50.003	33.010 25.078 29.036 22.879 201.8
13	1'44.130 *	27.342 25.240 28.848 22.700 203.3
14	1'42.978	27.303 24.401 28.609 22.665 203.7
15	1'44.346 *	28.289 24.579 28.664 22.814 203.7

21st 70 Barry BALTUS CarXpert PruestelGP BEL

Runs=2	Total laps=14	Full laps=11
1	12'31.690	34.659 25.856 29.778 26.580 197.0
2	1'45.332	27.900 24.896 29.427 23.109 197.0
3	1'44.930	28.056 24.650 29.269 22.955 201.8
4	1'44.694	27.744 24.762 29.192 22.996 200.0

22nd 89 Khairul Idham PAWI Petronas Sprinta Raci MAL

Runs=2	Total laps=18	Full laps=12
1	2'14.842	35.353 26.888 29.830 24.658 199.6
2	1'46.499	28.453 25.081 29.494 23.471 200.0
3	1'46.172 *	28.160 25.017 29.812 23.183* 200.7
4	1'44.952	27.913 24.761 29.161 23.117 200.7
5	1'44.690	27.849 24.747 29.098 22.996 200.3
6	1'44.329	27.726 24.648 29.039 22.916 200.3
7	1'44.176	27.650 24.578 28.999 22.949 200.7
8	1'44.721	27.539 24.674 29.368 23.140 199.6
9	1'44.240	27.529 24.737 29.063 22.911 199.6
10	1'44.272	27.545 24.567 29.030 23.130 200.0
11	1'44.193	27.540 24.542 29.105 23.006 199.2
12	1'44.461	27.688 24.733 29.022 23.018 200.3
13	1'49.350 P	30.891 25.495 28.989 23.975 201.8
14	2'02.837	40.084 25.378 29.543 27.832 197.4
15	1'43.757 *	27.589 24.573 28.729 22.866 204.5
16	1'43.533	27.787 24.465 28.653 22.628 205.3
17	1'45.216 *	27.474 24.522 28.908 24.312 204.9
18	1'43.059	27.400 24.435 28.557 22.667 208.0

23rd 99 Carlos TATAY Reale Avintia Moto3 SPA

Runs=2	Total laps=13	Full laps=8
1	12'00.504	35.407 25.922 29.545 23.285 199.6
2	1'45.299	28.096 24.933 29.244 23.026 200.0
3	1'44.469	27.720 24.810 28.997 22.942 199.6
4	1'44.296	27.739 24.663 29.093 22.801 199.6
5	1'49.528 *	28.638 25.609 31.436* 23.845 186.8
6	1'44.284	27.710 24.671 29.034 22.869 199.2
7	1'47.397 P	27.812 26.065 30.476 23.044 189.4
8	1'50.224	33.339 25.213 28.902 22.770 201.1
9	1'43.339	27.436 24.465 28.779 22.659 203.0
10	1'43.060	27.349 24.355 28.724 22.632 203.3
11	1'45.999	27.277 24.648 29.653 24.421 196.3
12	1'45.029 *	27.359 24.694 29.283 23.693 200.3
13	1'43.464	27.409 24.575 28.783 22.697 201.1

24th 24 Tatsuki SUZUKI SIC58 Squadra Corse JPN

Runs=2	Total laps=11	Full laps=6
1	12'17.029 *	34.367 25.361 29.907 23.293* 200.3
2	1'44.887	27.975 24.651 29.265 22.996 200.7
3	1'44.144	27.613 24.556 29.108 22.867 200.7
4	1'43.461	27.440 24.274 29.005 22.742 200.7
5	1'43.110	27.269 24.271 28.934 22.636 200.7
6	1'48.271 P	28.31* 25.136 29.746 25.070 199.6

Fastest Lap: Raul FERNANDEZ Red Bull KTM Ajo SPA **1'41.962** 26.844 24.303 28.386 22.429

These data/results cannot be reproduced, stored and/or transmitted in whole or in part by any manner of electronic, mechanical, photocopying, recording, broadcasting or otherwise now known or herein after developed without the previous express consent by the copyright owner, except for reproduction in daily press and regular printed publications on sale to the public within 60 days of the event related to those data/results and always provided that copyright symbol appears together as follows below.
© DORNA, 2020

Official MotoGP Timing by TISSOT
www.motogp.com

Misano Adriatico, Friday, September 18, 2020 Page 4 of 6



Free Practice Nr. 1

Moto3

Lap	Lap Time	T1	T2	T3	T4	Speed	Lap	Lap Time	T1	T2	T3	T4	Speed		
28th 9 Davide PIZZOLI BOE Skull Rider Facil ITA							Runs=3 Total laps=14 Full laps=5								
1	2'58.965	36.678	28.008	30.989	25.775	201.1	1	2'58.965	36.678	28.008	30.989	25.775	201.1		
2	1'45.851	*	28.249	25.331	29.111	23.160	204.5	2	1'45.851	*	28.249	25.331	29.111	23.160	204.5
3	1'44.370	27.860	24.680	28.831	22.999	204.5	3	1'44.370	27.860	24.680	28.831	22.999	204.5		
4	1'44.972	27.734	24.630	28.995	23.613	203.7	4	1'44.972	27.734	24.630	28.995	23.613	203.7		
5	1'53.002	P	29.188	25.513	31.058	27.243	187.8	5	1'53.002	P	29.188	25.513	31.058	27.243	187.8
6	2'03.138	40.398	25.574	32.358	24.808	197.8	6	2'03.138	40.398	25.574	32.358	24.808	197.8		
7	1'43.929	27.658	24.647	28.801	22.823	202.2	7	1'43.929	27.658	24.647	28.801	22.823	202.2		
8	1'44.192	27.473	24.466	28.935	23.318	202.6	8	1'44.192	27.473	24.466	28.935	23.318	202.6		
9	1'46.992	P	29.099	25.098	29.502	23.293	200.3	9	1'46.992	P	29.099	25.098	29.502	23.293	200.3
10	1'57.491	40.728	24.763	29.064	22.936	204.9	10	1'57.491	40.728	24.763	29.064	22.936	204.9		
11	1'43.405	*	27.341	24.466	28.742	22.856	206.1	11	1'43.405	*	27.341	24.466	28.742	22.856	206.1
12	1'44.133	*	27.525	24.592	29.246	22.770	201.4	12	1'44.133	*	27.525	24.592	29.246	22.770	201.4
13	1'44.518	*	27.429	24.435	28.761	23.893	202.6	13	1'44.518	*	27.429	24.435	28.761	23.893	202.6
14	1'43.684	27.461	24.501	28.859	22.863	201.8	14	1'43.684	27.461	24.501	28.859	22.863	201.8		
29th 73 Maximilian KOFLER CIP Green Power AUT							Runs=2 Total laps=14 Full laps=9								
1	12'55.831	35.642	25.599	29.682	23.666	200.0	1	12'55.831	35.642	25.599	29.682	23.666	200.0		
2	1'45.977	28.377	25.074	29.307	23.219	199.6	2	1'45.977	28.377	25.074	29.307	23.219	199.6		
3	1'45.420	*	28.217	24.870	29.212	23.121	200.3	3	1'45.420	*	28.217	24.870	29.212	23.121	200.3
4	1'45.059	28.082	24.915	29.093	22.969	201.1	4	1'45.059	28.082	24.915	29.093	22.969	201.1		
5	1'44.993	28.176	24.727	29.118	22.972	199.6	5	1'44.993	28.176	24.727	29.118	22.972	199.6		
6	1'45.271	28.211	24.859	29.084	23.117	200.3	6	1'45.271	28.211	24.859	29.084	23.117	200.3		
7	1'44.933	28.035	24.785	29.087	23.026	200.0	7	1'44.933	28.035	24.785	29.087	23.026	200.0		
8	1'44.789	28.059	24.735	28.966	23.029	201.1	8	1'44.789	28.059	24.735	28.966	23.029	201.1		
9	1'48.556	P	29.005	25.748	29.918	23.885	199.2	9	1'48.556	P	29.005	25.748	29.918	23.885	199.2
10	1'56.722	39.589	25.089	29.031	23.013	203.3	10	1'56.722	39.589	25.089	29.031	23.013	203.3		
11	1'44.593	28.105	24.791	28.745	22.952	205.3	11	1'44.593	28.105	24.791	28.745	22.952	205.3		
12	1'45.535	27.740	24.713	29.216	23.866	208.4	12	1'45.535	27.740	24.713	29.216	23.866	208.4		
13	1'49.027	*	27.731	26.578	30.954	23.764	201.1	13	1'49.027	*	27.731	26.578	30.954	23.764	201.1
14	1'43.707	27.746	24.614	28.618	22.729	207.2	14	1'43.707	27.746	24.614	28.618	22.729	207.2		
30th 92 Yuki KUNII Honda Team Asia JPN							Runs=3 Total laps=15 Full laps=8								
1	2'57.865	34.630	26.467	30.772	23.856	200.0	1	2'57.865	34.630	26.467	30.772	23.856	200.0		
2	1'45.271	*	28.093	24.962	28.937	23.279	203.0	2	1'45.271	*	28.093	24.962	28.937	23.279	203.0
3	1'44.586	27.828	24.749	29.057	22.952	201.1	3	1'44.586	27.828	24.749	29.057	22.952	201.1		
4	1'44.307	27.652	24.631	29.085	22.939	200.7	4	1'44.307	27.652	24.631	29.085	22.939	200.7		
5	1'44.883	27.678	24.588	29.048	23.569	201.1	5	1'44.883	27.678	24.588	29.048	23.569	201.1		
6	1'48.516	*	30.74	25.297	29.473	23.005	200.7	6	1'48.516	*	30.74	25.297	29.473	23.005	200.7
7	1'46.511	P	27.923	24.727	29.302	24.559	199.6	7	1'46.511	P	27.923	24.727	29.302	24.559	199.6
8	1'57.165	39.215	25.432	29.524	22.994	197.4	8	1'57.165	39.215	25.432	29.524	22.994	197.4		
9	1'44.857	27.765	24.933	29.270	22.889	198.5	9	1'44.857	27.765	24.933	29.270	22.889	198.5		
10	1'44.483	27.731	24.658	29.198	22.896	200.3	10	1'44.483	27.731	24.658	29.198	22.896	200.3		
11	1'46.892	P	27.826	24.983	29.474	24.609	198.5	11	1'46.892	P	27.826	24.983	29.474	24.609	198.5
12	1'56.466	38.638	25.567	29.272	22.989	199.6	12	1'56.466	38.638	25.567	29.272	22.989	199.6		
13	1'46.413	27.389	24.537	30.794	23.693	201.1	13	1'46.413	27.389	24.537	30.794	23.693	201.1		
14	1'43.947	27.565	24.582	28.972	22.828	200.0	14	1'43.947	27.565	24.582	28.972	22.828	200.0		
15	1'44.494	27.660	24.598	29.102	23.134	200.0	15	1'44.494	27.660	24.598	29.102	23.134	200.0		
31st 54 Riccardo ROSSI BOE Skull Rider Facil ITA							Runs=2 Total laps=15 Full laps=6								
1	2'58.145	35.990	27.136	31.268	23.918	201.1	1	2'58.145	35.990	27.136	31.268	23.918	201.1		
2	1'45.450	*	28.259	24.874	29.115	23.202	203.7	2	1'45.450	*	28.259	24.874	29.115	23.202	203.7

Fastest Lap: Raul FERNANDEZ Red Bull KTM Ajo SPA **1'41.962** 26.844 24.303 28.386 22.429

These data/results cannot be reproduced, stored and/or transmitted in whole or in part by any manner of electronic, mechanical, photocopying, recording, broadcasting or otherwise now known or herein after developed without the previous express consent by the copyright owner, except for reproduction in daily press and regular printed publications on sale to the public within 60 days of the event related to those data/results and always provided that copyright symbol appears together as follows below.
© DORNA, 2020



Free Practice Nr. 1

Moto3

Lap	Lap Time	T1	T2	T3	T4	Speed	Lap	Lap Time	T1	T2	T3	T4	Speed
3	1'44.300	27.849	24.672	28.824	22.955	204.1							
4	1'44.509	27.949	24.538	29.056	22.966	204.1							
5	1'44.233	27.732	24.650	28.821	23.030	206.5							
6	1'44.056	27.768	24.567	28.795	22.926	204.5							
7	1'50.227 *	29.04*	25.570	29.290	26.325	203.7							
8	1'44.083	27.678	24.424	28.985	22.996	201.1							
9	1'45.129 P	27.79 *	25.139	29.348	22.846	200.0							
10	1'49.401 *	32.983	24.670*	28.884	22.864*	202.2							
11	1'44.100 *	27.58 *	24.736	29.079	22.704	204.9							
12	1'43.077 *	27.486	24.279	28.554	22.758*	206.1							
13	1'49.324	27.263	25.149	30.703	26.209	183.0							
14	1'45.908 *	27.775	25.063	29.417	23.653	193.5							
15	1'43.592 *	27.412	24.634*	28.633	22.913*	206.5							

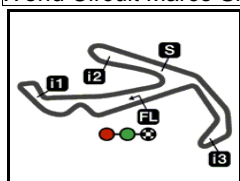
Fastest Lap: Raul FERNANDEZ Red Bull KTM Ajo SPA **1'41.962** 26.844 24.303 28.386 22.429

These data/results cannot be reproduced, stored and/or transmitted in whole or in part by any manner of electronic, mechanical, photocopying, recording, broadcasting or otherwise now known or herein after developed without the previous express consent by the copyright owner, except for reproduction in daily press and regular printed publications on sale to the public within 60 days of the event related to those data/results and always provided that copyright symbol appears together as follows below.
© DORNA, 2020

Official MotoGP Timing by TISSOT
www.motogp.com

Misano Adriatico, Friday, September 18, 2020 Page 6 of 6





4226 m.

GP TISSOT DELL'EMILIA ROMAGNA E RIVIERA DI RIMINI

Free Practice Nr. 1

Best Partial Times

Moto3™

IT Ideal Lap Time, sum of the best partial times

BT Best Lap Time

T1		T2		T3		T4						
Pos	Rider	Time	Rider	Time	Rider	Time	Rider	Time	Pos	Rider	IT	BT
1	R.FERNANDEZ	26.844	A.ARENAS	24.078	J.MASIA	28.280	A.MIGNO	22.416	1	R.FERNANDEZ	1'41.805	1'41.962 (1)
2	J.ALCOBA	26.997	A.SASAKI	24.097	G.RODRIGO	28.312	J.ALCOBA	22.416	2	J.MASIA	1'42.074	1'42.246 (6)
3	J.MASIA	27.011	D.FOGGIA	24.130	R.FERNANDEZ	28.367	R.FERNANDEZ	22.429	3	G.RODRIGO	1'42.111	1'42.212 (4)
4	D.BINDER	27.043	A.OGURA	24.137	D.FOGGIA	28.409	F.SALAC	22.435	4	J.ALCOBA	1'42.126	1'42.126 (2)
5	A.MIGNO	27.054	R.FENATI	24.147	J.DUPASQUIER	28.447	D.BINDER	22.489	5	D.FOGGIA	1'42.152	1'42.152 (3)
6	G.RODRIGO	27.056	R.FERNANDEZ	24.165	K.TOBA	28.448	G.RODRIGO	22.501	6	A.SASAKI	1'42.172	1'42.471 (10)
7	D.FOGGIA	27.071	J.ALCOBA	24.172	A.ARENAS	28.451	A.SASAKI	22.503	7	A.MIGNO	1'42.186	1'42.224 (5)
8	A.SASAKI	27.087	B.BALTUS	24.175	C.VIETTI	28.466	A.OGURA	22.520	8	F.SALAC	1'42.247	1'42.389 (7)
9	C.VIETTI	27.110	T.ARBOLINO	24.179	S.NEPA	28.467	R.FENATI	22.526	9	A.ARENAS	1'42.261	1'42.400 (8)
10	F.SALAC	27.116	J.MASIA	24.184	F.SALAC	28.473	C.VIETTI	22.537	10	D.BINDER	1'42.366	1'42.462 (9)
11	R.FENATI	27.144	S.NEPA	24.188	A.SASAKI	28.485	A.ARENAS	22.537	11	R.FENATI	1'42.382	1'42.663 (15)
12	K.TOBA	27.154	A.MIGNO	24.211	T.ARBOLINO	28.491	A.LOPEZ	22.539	12	C.VIETTI	1'42.408	1'42.521 (11)
13	A.LOPEZ	27.172	F.SALAC	24.223	A.MIGNO	28.505	D.FOGGIA	22.542	13	A.OGURA	1'42.532	1'42.548 (12)
14	A.ARENAS	27.195	G.RODRIGO	24.242	N.ANTONELLI	28.534	J.MASIA	22.599	14	T.ARBOLINO	1'42.534	1'42.651 (14)
15	A.OGURA	27.225	T.SUZUKI	24.271	D.BINDER	28.536	R.YAMANAKA	22.620	15	K.TOBA	1'42.591	1'42.640 (13)
16	N.ANTONELLI	27.234	R.ROSSI	24.279	J.ALCOBA	28.541	T.ARBOLINO	22.628	16	A.LOPEZ	1'42.645	1'42.728 (16)
17	T.ARBOLINO	27.236	N.ANTONELLI	24.285	R.ROSSI	28.554	K.PAWI	22.628	17	S.NEPA	1'42.681	1'42.839 (17)
18	B.BALTUS	27.257	C.VIETTI	24.295	K.PAWI	28.557	C.TATAY	22.632	18	B.BALTUS	1'42.736	1'43.055 (21)
19	R.ROSSI	27.263	A.LOPEZ	24.298	R.FENATI	28.565	T.SUZUKI	22.636	19	N.ANTONELLI	1'42.768	1'42.902 (18)
20	T.SUZUKI	27.269	D.BINDER	24.298	B.BALTUS	28.588	S.NEPA	22.659	20	R.ROSSI	1'42.800	1'44.056 (31)
21	C.TATAY	27.277	K.TOBA	24.315	J.MCPHEE	28.609	J.MCPHEE	22.665	21	J.DUPASQUIE	1'42.836	1'42.916 (19)
22	S.GARCIA	27.300	S.GARCIA	24.318	M.KOFLER	28.618	K.TOBA	22.674	22	J.MCPHEE	1'42.978	1'42.978 (20)
23	R.YAMANAKA	27.303	D.ÖNCÜ	24.327	A.LOPEZ	28.636	J.DUPASQUIER	22.679	23	C.TATAY	1'42.988	1'43.060 (23)
24	J.MCPHEE	27.303	J.DUPASQUIER	24.329	A.OGURA	28.650	R.ROSSI	22.704	24	K.PAWI	1'43.020	1'43.059 (22)

These data/results cannot be reproduced, stored and/or transmitted in whole or in part by any manner of electronic, mechanical, photocopying, recording, broadcasting or otherwise now known or herein after developed without the previous express consent by the copyright owner, except for reproduction in daily press and regular printed publications on sale to the public within 60 days of the event related to those data/results and always provided that copyright symbol appears together as follows below.
© DORNA, 2020



4226 m.

GP TISSOT DELL'EMILIA ROMAGNA E RIVIERA DI RIMINI

Free Practice Nr. 1

Best Partial Times

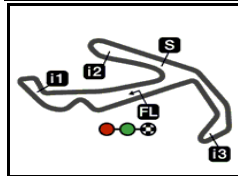
IT Ideal Lap Time, sum of the best partial times*BT* Best Lap Time

T1		T2		T3		T4				<i>IT</i>	<i>BT</i>	
<i>Pos</i>	<i>Rider</i>	<i>Time</i>	<i>Rider</i>	<i>Time</i>	<i>Rider</i>	<i>Time</i>	<i>Rider</i>	<i>Time</i>	<i>Pos</i>	<i>Rider</i>		
25	D.PIZZOLI	27.341	C.TATAY	24.355	D.ÖNCÜ	28.685	S.GARCIA	22.708	25	T.SUZUKI	1'43.054	1'43.110 (24)
26	S.NEPA	27.367	R.YAMANAKA	24.386	C.TATAY	28.724	N.ANTONELLI	22.715	26	S.GARCIA	1'43.060	1'43.654 (26)
27	J.DUPASQUIER	27.381	J.MCPHEE	24.401	S.GARCIA	28.734	B.BALTUS	22.716	27	R.YAMANAKA	1'43.073	1'43.180 (25)
28	Y.KUNII	27.389	D.PIZZOLI	24.435	D.PIZZOLI	28.742	M.KOFLER	22.729	28	D.PIZZOLI	1'43.341	1'43.684 (28)
29	K.PAWI	27.400	K.PAWI	24.435	R.YAMANAKA	28.764	D.PIZZOLI	22.823	29	D.ÖNCÜ	1'43.525	1'43.667 (27)
30	D.ÖNCÜ	27.647	Y.KUNII	24.537	T.SUZUKI	28.878	Y.KUNII	22.828	30	Y.KUNII	1'43.691	1'43.947 (30)
31	M.KOFLER	27.731	M.KOFLER	24.614	Y.KUNII	28.937	D.ÖNCÜ	22.866	31	M.KOFLER	1'43.692	1'43.707 (29)

These data/results cannot be reproduced, stored and/or transmitted in whole or in part by any manner of electronic, mechanical, photocopying, recording, broadcasting or otherwise now known or herein after developed without the previous express consent by the copyright owner, except for reproduction in daily press and regular printed publications on sale to the public within 60 days of the event related to those data/results and always provided that copyright symbol appears together as follows below.
© DORNA, 2020

Official MotoGP Timing by TISSOT
www.motogp.com






4226 m.

GP TISSOT DELL'EMILIA ROMAGNA E RIVIERA DI RIMINI

Free Practice Nr. 1

Fastest Laps Sequence

<i>Practice Time</i>	 <i>Rider</i>	<i>Nation</i>	<i>Motorcycle</i>	<i>Time</i>	<i>Km/h</i>	<i>Rider's Lap</i>
4'01.341	89 Khairul Idham PAWI	MAL	HONDA	1'46.499	142.8	2
4'12.125	25 Raul FERNANDEZ	SPA	KTM	1'44.783	145.1	2
5'05.607	14 Tony ARBOLINO	ITA	HONDA	1'44.403	145.7	2
5'55.724	25 Raul FERNANDEZ	SPA	KTM	1'43.599	146.8	3
6'29.152	5 Jaume MASIA	SPA	HONDA	1'42.896	147.8	3
8'11.971	5 Jaume MASIA	SPA	HONDA	1'42.819	147.9	4
34'32.303	13 Celestino VIETTI	ITA	KTM	1'42.521	148.3	12
34'32.365	16 Andrea MIGNO	ITA	KTM	1'42.224	148.8	12
36'18.391	52 Jeremy ALCOBA	SPA	HONDA	1'42.126	148.9	10
39'00.789	25 Raul FERNANDEZ	SPA	KTM	1'41.962	149.2	16

These data/results cannot be reproduced, stored and/or transmitted in whole or in part by any manner of electronic, mechanical, photocopying, recording, broadcasting or otherwise now known or herein after developed without the previous express consent by the copyright owner, except for reproduction in daily press and regular printed publications on sale to the public within 60 days of the event related to those data/results and always provided that copyright symbol appears together as follows below.

© DORNA, 2020

Official MotoGP Timing by TISSOT
www.motogp.com

Misano Adriatico, Friday, September 18, 2020

