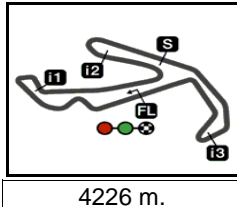


GP TISSOT DELL'EMILIA ROMAGNA E RIVIERA DI RIMINI


Free Practice Nr. 1

Classification

3



4226 m.

		Rider	Nation	Team	Motorcycle	Time	Lap Total	Gap	Top Speed
1	20	Fabio QUARTARARO	FRA	Petronas Yamaha SRT	YAMAHA	1'31.721	20 21		289.5
2	21	Franco MORBIDELLI	ITA	Petronas Yamaha SRT	YAMAHA	1'31.811	18 19	0.090 0.090	291.1
3	44	PoI ESPARGARO	SPA	Red Bull KTM Factory Racing	KTM	1'31.841	18 20	0.120 0.030	296.7
4	36	Joan MIR	SPA	Team SUZUKI ECSTAR	SUZUKI	1'31.926	12 15	0.205 0.085	291.8
5	88	Miguel OLIVEIRA	POR	Red Bull KTM Tech 3	KTM	1'31.965	18 21	0.244 0.039	295.0
6	30	Takaaki NAKAGAMI	JPN	LCR Honda IDEMITSU	HONDA	1'32.102	19 21	0.381 0.137	294.2
7	4	Andrea DOVIZIOSO	ITA	Ducati Team	DUCATI	1'32.152	15 20	0.431 0.050	296.7
8	5	Johann ZARCO	FRA	Esponsorama Racing	DUCATI	1'32.170	18 20	0.449 0.018	293.4
9	41	Aleix ESPARGARO	SPA	Aprilia Racing Team Gresini	APRILIA	1'32.185	15 17	0.464 0.015	293.4
10	63	Francesco BAGNAIA	ITA	Pramac Racing	DUCATI	1'32.410	12 18	0.689 0.225	298.3
11	9	Danilo PETRUCCI	ITA	Ducati Team	DUCATI	1'32.435	18 23	0.714 0.025	295.8
12	73	Alex MARQUEZ	SPA	Repsol Honda Team	HONDA	1'32.437	21 21	0.716 0.002	295.8
13	12	Maverick VIÑALES	SPA	Monster Energy Yamaha MotoGP	YAMAHA	1'32.589	18 21	0.868 0.152	289.5
14	33	Brad BINDER	RSA	Red Bull KTM Factory Racing	KTM	1'32.611	16 18	0.890 0.022	292.6
15	43	Jack MILLER	AUS	Pramac Racing	DUCATI	1'32.627	11 20	0.906 0.016	295.8
16	42	Alex RINS	SPA	Team SUZUKI ECSTAR	SUZUKI	1'32.634	18 19	0.913 0.007	291.1
17	46	Valentino ROSSI	ITA	Monster Energy Yamaha MotoGP	YAMAHA	1'32.832	10 22	1.111 0.198	288.0
18	38	Bradley SMITH	GBR	Aprilia Racing Team Gresini	APRILIA	1'33.101	21 21	1.380 0.269	291.8
19	27	Iker LECUONA	SPA	Red Bull KTM Tech 3	KTM	1'33.183	11 23	1.462 0.082	290.3
20	6	Stefan BRADL	GER	Repsol Honda Team	HONDA	1'33.384	21 21	1.663 0.201	290.3
21	53	Tito RABAT	SPA	Esponsorama Racing	DUCATI	1'33.496	19 24	1.775 0.112	292.6

Practice condition: **Dry**Air: **26°**Humidity: **59%**Ground: **24°**

Fastest Lap:	Lap: 20	Fabio QUARTARARO	1'31.721	165.8 Km/h
Best Race Lap:	2018	Andrea DOVIZIOSO	1'32.678	164.1 Km/h
All Time Lap Record:	2020	Maverick VIÑALES	1'31.411	166.4 Km/h

The results are provisional until the end of the limit for protest and appeals.

Time limit for protest expires 30' after publication of the results - Time:

These data/results cannot be reproduced, stored and/or transmitted in whole or in part by any manner of electronic, mechanical, photocopying, recording, broadcasting or otherwise now known or herein after developed without the previous express consent by the copyright owner, except for reproduction in daily press and regular printed publications on sale to the public within 60 days of the event related to those data/results and always provided that copyright symbol appears together as follows below.

© DORNA, 2020

Official MotoGP Timing by TISSOT
www.motogp.com

Misano Adriatico, Friday, September 18, 2020

GP TISSOT DELL'EMILIA ROMAGNA E RIVIERA DI RIMINI

Free Practice Nr. 1

Top Speed & Average

4



Rider	Nation	Motorcycle	Top 5 speeds					Average	Top
63 Francesco BAGNAIA	ITA	DUCATI	298.3	297.5	296.7	295.8	295.8	296.8	298.3
4 Andrea DOVIZIOSO	ITA	DUCATI	296.7	296.7	296.7	295.0	295.0	296.0	296.7
44 Pol ESPARGARO	SPA	KTM	296.7	295.8	295.8	295.0	295.0	295.6	296.7
9 Danilo PETRUCCI	ITA	DUCATI	295.8	295.8	295.8	294.2	294.2	295.2	295.8
43 Jack MILLER	AUS	DUCATI	295.8	295.8	295.8	295.8	295.8	295.8	295.8
73 Alex MARQUEZ	SPA	HONDA	295.8	295.0	295.0	294.2	294.2	294.7	295.8
88 Miguel OLIVEIRA	POR	KTM	295.0	294.2	294.2	293.4	293.4	294.0	295.0
30 Takaaki NAKAGAMI	JPN	HONDA	294.2	294.2	294.2	293.4	293.4	293.9	294.2
5 Johann ZARCO	FRA	DUCATI	293.4	292.6	292.6	292.6	291.8	292.5	293.4
41 Aleix ESPARGARO	SPA	APRILIA	293.4	293.4	292.6	291.8	291.8	292.6	293.4
33 Brad BINDER	RSA	KTM	292.6	292.6	292.6	290.3	290.3	291.2	292.6
53 Tito RABAT	SPA	DUCATI	292.6	291.8	291.1	291.1	291.1	291.5	292.6
36 Joan MIR	SPA	SUZUKI	291.8	291.8	291.8	291.8	291.1	291.7	291.8
38 Bradley SMITH	GBR	APRILIA	291.8	291.8	291.8	291.8	291.1	291.7	291.8
21 Franco MORBIDELLI	ITA	YAMAHA	291.1	290.3	289.5	289.5	289.5	289.8	291.1
42 Alex RINS	SPA	SUZUKI	291.1	291.1	291.1	290.3	290.3	290.7	291.1
6 Stefan BRADL	GER	HONDA	290.3	289.5	289.5	289.5	289.5	289.7	290.3
27 Iker LECUONA	SPA	KTM	290.3	289.5	289.5	289.5	288.7	289.3	290.3
12 Maverick VIÑALES	SPA	YAMAHA	289.5	289.5	289.5	288.7	288.7	289.0	289.5
20 Fabio QUARTARARO	FRA	YAMAHA	289.5	288.7	288.0	287.2	287.2	287.9	289.5
46 Valentino ROSSI	ITA	YAMAHA	288.0	286.4	286.4	285.7	284.9	285.6	288.0

These data/results cannot be reproduced, stored and/or transmitted in whole or in part by any manner of electronic, mechanical, photocopying, recording, broadcasting or otherwise now known or herein after developed without the previous express consent by the copyright owner, except for reproduction in daily press and regular printed publications on sale to the public within 60 days of the event related to those data/results and always provided that copyright symbol appears together as follows below.

© DORNA, 2020

Official MotoGP Timing by TISSOT
www.motogp.com



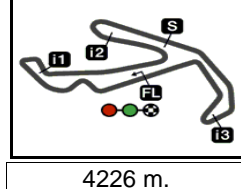
Misano Adriatico, Friday, September 18, 2020

GP TISSOT DELL'EMILIA ROMAGNA E RIVIERA DI RIMINI

Free Practice Nr. 1

Chronological Analysis of Performances

5



4226 m.

* Lap / Sector time cancelled

T1 Time from finish line to 1st intermedate

T3 Time from 2nd intermed. to 3rd intermed.

P Crossing the finish line in pit lane

T2 Time from 1st intermed. to 2nd intermed.

T4 Time from 3rd intermedate to finish line

**Tyre data subject to further updates

Lap	Lap Time	T1	T2	T3	T4	Speed	Lap	Lap Time	T1	T2	T3	T4	Speed		
1st	20	Fabio QUARTARARO YAMAHA FRA Petronas Yamaha SRT						Run # 2	Front Tyre	Slick-Medium	Rear Tyre	Slick-Hard			
		Runs=3	Total laps=21	Full laps=13				8 Laps at start					8 Laps at start		
Run # 1	Front Tyre	Slick-Medium	Rear Tyre	Slick-Hard			9	1'48.026 *	38.417	21.991	26.340	21.278*	277.6		
		New Tyre	New Tyre	New Tyre			10	1'32.642	26.313	21.055	25.385	20.889	285.7		
1	2'58.208	36.226	22.504	26.745	21.712	281.9	11	1'32.622	25.866	20.718	25.230	20.808	288.0		
2	1'34.320	26.472	21.095	25.756	20.997	284.9	12	1'32.495	25.857	20.748	25.096	20.794	289.5		
3	1'33.185	26.086	20.835	25.371	20.893	286.4	13	1'32.435 *	25.844	20.615	25.217*	20.759	289.5		
4	1'32.680	25.934	20.736	25.207	20.803	286.4	14	1'32.224	25.790	20.517	25.033	20.884	289.5		
5	1'32.785	25.879	20.733	25.316	20.857	286.4	15	1'46.249 P	32.759*	21.863	26.958	24.669	270.6		
6	1'41.138 *	31.827*	21.680	26.291	21.340	283.4	Run # 3	Front Tyre	Slick-Medium	Rear Tyre	Slick-Hard				
7	1'32.671	25.904	20.742	25.178	20.847	285.7		New Tyre					New Tyre		
8	1'34.187 P	25.971	20.831	25.318	22.067	286.4	16	1'47.839	39.148	22.048	25.634	21.009	287.2		
Run # 2	Front Tyre	Slick-Medium	Rear Tyre	Slick-Hard			17	1'33.755	26.059	20.777	25.992	20.927	288.7		
		8 Laps at start		8 Laps at start				18	1'31.811	25.731	20.529	24.928	20.623	291.1	
9	1'49.158	37.264	23.867	26.406	21.621	284.2	19	1'42.850 *	32.108*	22.726	26.461	21.555	281.9		
10	1'32.988	25.950	20.819	25.341	20.878	287.2	3rd	44	Poi ESPARGARO KTM SPA Red Bull KTM Factory Racing						
11	1'32.850 *	25.910	20.769	25.278*	20.893	287.2		Runs=3	Total laps=20	Full laps=12					
12	1'32.639	25.817	20.723	25.240	20.859	288.0	Run # 1	Front Tyre	Slick-Medium	Rear Tyre	Slick-Hard				
13	1'39.540	30.335	22.417	25.740	21.048	284.9		New Tyre					New Tyre		
14	1'32.813	25.894	20.825	25.209	20.885	287.2	1	2'05.284	38.110	22.243	26.701	23.152	291.1		
15	1'45.940 *	33.049*	23.548	26.825	22.518	284.9	2	1'35.692 *	28.158*	21.040	25.467	21.027	293.4		
16	1'32.726	26.013	20.724	25.198	20.791	287.2	3	1'32.508	25.967	20.631	25.140	20.770	295.8		
17	1'43.058 P	25.828	26.383	27.351	23.496	277.6	4	1'40.361 *	28.768*	23.874	26.502	21.217	292.6		
Run # 3	Front Tyre	Slick-Medium	Rear Tyre	Slick-Soft			5	1'32.390	25.965	20.528	25.163	20.734	295.0		
		New Tyre		New Tyre				6	1'38.395 *	28.560*	22.853	25.859	21.123	291.1	
18	1'47.588	37.079	22.115	26.832	21.562	281.9	7	1'33.038	26.181	20.630	25.359	20.868	293.4		
19	1'31.889	25.760	20.585	24.906	20.638	288.7	8	1'39.940 P	29.295*	21.537	26.775	22.333	288.0		
20	1'31.721	25.660	20.534	24.891	20.636	289.5	Run # 2	Front Tyre	Slick-Medium	Rear Tyre	Slick-Hard				
21	1'39.530	25.739	20.557	31.090	22.144	273.4		8 Laps at start					8 Laps at start		
2nd	21	Franco MORBIDELLI YAMAHA ITA Petronas Yamaha SRT						9	1'42.084 *	33.315	21.464	26.087	21.218*	290.3	
		Runs=3	Total laps=19	Full laps=11			10	1'32.954	26.244	20.655	25.222	20.833	293.4		
Run # 1	Front Tyre	Slick-Medium	Rear Tyre	Slick-Hard			11	1'32.551	25.936	20.555	25.314	20.746	293.4		
		New Tyre		New Tyre				12	1'32.355	25.954	20.426	25.229	20.746	291.8	
1	1'53.332	36.092	23.225	27.460	21.936	279.7	13	1'32.564	26.039	20.510	25.242	20.773	293.4		
2	1'34.339	26.621	21.167	25.543	21.008	288.7	14	1'32.691	26.081	20.492	25.338	20.780	294.2		
3	1'33.194	26.207	20.834	25.244	20.909	289.5	15	1'39.684 P	26.145	22.869	27.289	23.381	283.4		
4	1'32.815	25.955	20.789	25.116	20.955	290.3	Run # 3	Front Tyre	Slick-Hard	Rear Tyre	Slick-Medium				
5	1'32.803	25.937	20.799	25.199	20.868	289.5		New Tyre					New Tyre		
6	1'35.534 *	26.093	20.841	26.098	22.502*	289.5	16	1'42.179	33.720	21.885	25.515	21.059	294.2		
7	1'32.365	25.779	20.691	25.150	20.745	287.2	17	1'32.273	25.888	20.487	25.105	20.793	295.0		
8	1'39.652 P	27.433	21.826	26.778	23.615	276.9	18	1'31.841	25.742	20.472	25.018	20.609	295.0		
							19	1'35.160	25.875	20.415	25.080	23.790	296.7		
							20	1'32.188	25.819	20.542	25.011	20.816	295.8		

Fastest Lap: Fabio QUARTARARO Petronas Yamaha SR FRA **1'31.721** 25.660 20.534 24.891 20.636

These data/results cannot be reproduced, stored and/or transmitted in whole or in part by any manner of electronic, mechanical, photocopying, recording, broadcasting or otherwise now known or herein after developed without the previous express consent by the copyright owner, except for reproduction in daily press and regular printed publications on sale to the public within 60 days of the event related to those data/results and always provided that copyright symbol appears together as follows below.
© DORNA, 2020

Free Practice Nr. 1

MotoGP

Lap	Lap Time	T1	T2	T3	T4	Speed	Lap	Lap Time	T1	T2	T3	T4	Speed
4th 36 Joan MIR SUZUKI SPA Team SUZUKI ECSTAR Runs=3 Total laps=16 Full laps=9							21	1'43.030 *	34.189*	21.183	26.150	21.508	291.1
Run #	1	Front Tyre	Slick-Soft	Rear Tyre	Slick-Medium	Speed	Run #	1	Front Tyre	Slick-Soft	Rear Tyre	Slick-Medium	Speed
			New Tyre		New Tyre					New Tyre		New Tyre	
1	2'25.647 *	36.667	22.889	26.726	21.574*	288.7	1	2'14.197	37.266	23.453	27.433	21.838	284.9
2	1'34.725	26.671	21.265	25.846	20.943	290.3	2	1'37.505	27.315	21.560	26.574	22.056	292.6
3	1'33.235	26.067	20.898	25.498	20.772	291.8	3	1'34.211	26.836	20.943	25.587	20.845	294.2
4	1'32.731	25.969	20.674	25.380	20.708	290.3	4	1'34.228	27.134	20.949	25.473	20.672	291.8
5	1'42.468 P	26.726	22.218	28.418	25.106	273.4	5	1'32.903	25.984	20.839	25.333	20.747	294.2
Run #	2	Front Tyre	Slick-Soft	Rear Tyre	Slick-Medium	Speed	Run #	2	Front Tyre	Slick-Medium	Rear Tyre	Slick-Medium	Speed
			5 Laps at start		5 Laps at start					New Tyre		7 Laps at start	
6	1'48.448	38.825	22.068	26.422	21.133	286.4	8	1'45.867	35.102	22.663	26.597	21.505	281.9
7	1'33.517	26.078	20.878	25.643	20.918	288.7	9	1'34.524	26.849	21.184	25.676	20.815	291.1
8	1'35.506 P	26.138	20.814	25.574	22.980	289.5	10	1'32.475	25.890	20.694	25.174	20.717	291.1
Run #	3	Front Tyre	Slick-Medium	Rear Tyre	Slick-Soft	Speed	Run #	3	Front Tyre	Slick-Medium	Rear Tyre	Slick-Hard	Speed
			New Tyre		New Tyre					6 Laps at start		New Tyre	
9	1'48.221	38.023	22.585	26.355	21.258	287.2	14	1'46.619	35.184	22.585	27.487	21.363	260.2
10	1'33.291	26.280	20.912	25.397	20.702	289.5	15	1'33.963	26.587	21.145	25.412	20.819	290.3
11	1'32.717 *	25.840	20.695	25.411*	20.771	291.1	16	1'32.466	25.945	20.715	25.116	20.690	293.4
12	1'31.926	25.777	20.525	25.137	20.487	291.8	17	1'48.388 *	33.424*	26.343	27.433	21.188	276.2
13	1'32.135	25.757	20.563	25.073	20.742	291.8	18	1'33.024 *	25.957	20.666	25.539*	20.862	293.4
14	1'34.238	27.104	20.950	25.507	20.677	289.5	19	1'32.102	25.830	20.565	25.095	20.612	294.2
15	1'32.111	25.736	20.568	25.092	20.715	291.8	20	1'47.901 *	32.607*	27.429	26.807	21.058	283.4
	PIT	25.774	20.499	26.657	26.557	290.3	21	1'32.520	26.069	20.632	25.153	20.666	291.1
5th 88 Miguel OLIVEIRA KTM POR Red Bull KTM Tech 3 Runs=3 Total laps=21 Full laps=13													
Run #	1	Front Tyre	Slick-Medium	Rear Tyre	Slick-Hard	Speed							
			New Tyre		New Tyre								
1	2'02.322	36.335	22.584	27.245	22.000	288.0							
2	1'35.109	26.924	21.150	25.960	21.075	290.3							
3	1'37.191 *	29.267*	21.248	25.617	21.059	294.2							
4	1'34.260	26.763	20.904	25.589	21.004	291.1							
5	1'33.153	26.174	20.700	25.448	20.831	291.1							
6	1'33.228	26.249	20.737	25.469	20.773	291.8							
7	1'33.022	26.085	20.732	25.470	20.735	293.4							
8	1'40.146 P	28.917*	21.592	26.804	22.833	285.7							
Run #	2	Front Tyre	Slick-Medium	Rear Tyre	Slick-Hard	Speed							
			8 Laps at start		8 Laps at start								
9	1'44.905	36.123	21.640	26.061	21.081	289.5							
10	1'34.225 *	26.870*	20.889	25.531	20.935	291.8							
11	1'32.798	26.089	20.687	25.294	20.728	292.6							
12	1'32.712	25.973	20.631	25.333	20.775	293.4							
13	1'32.871	26.093	20.653	25.477	20.648	292.6							
14	1'32.815	26.092	20.627	25.336	20.760	291.8							
15	1'42.748 P	28.417*	24.701	26.309	23.321	287.2							
Run #	3	Front Tyre	Slick-Medium	Rear Tyre	Slick-Soft	Speed							
			New Tyre		New Tyre								
16	1'43.207	34.625	21.364	26.079	21.139	291.1							
17	1'32.191	25.957	20.491	25.206	20.537	292.6							
18	1'31.965	25.813	20.407	25.217	20.528	294.2							
19	1'32.944	25.828	20.494	25.708	20.914	295.0							
20	1'32.101	25.849	20.498	25.189	20.565	292.6							
7th 4 Andrea DOVIZIOSO DUCATI ITA Ducati Team Runs=3 Total laps=20 Full laps=15													
Run #	1	Front Tyre	Slick-Medium	Rear Tyre	Slick-Medium	Speed							
			New Tyre		New Tyre								
1	2'13.972	36.140	22.755	27.394	21.980	288.0							
2	1'37.528	27.421	21.486	26.656	21.965	291.1							
3	1'34.242	26.813	20.922	25.662	20.845	296.7							
4	1'33.917	26.591	20.740	25.686	20.900	295.0							
5	1'33.244	26.299	20.632	25.505	20.808	294.2							
6	1'39.766 P	28.930*	21.070	27.078	22.688	281.2							
Run #	2	Front Tyre	Slick-Medium	Rear Tyre	Slick-Medium	Speed							
			6 Laps at start		6 Laps at start								
7	1'46.756	35.900	22.160	26.966	21.730	289.5							
8	1'34.735	26.855	21.024	25.866	20.990	292.6							
9	1'33.860	26.212	20.976	25.689	20.983	291.8							
10	1'32.956	26.060	20.639	25.458	20.799	292.6							
11	1'40.214	26.266	20.892	30.629	22.427	214.2							
12	1'35.309 P	26.258	20.673	26.031*	22.347	291.8							
Run #	3	Front Tyre	Slick-Medium	Rear Tyre	Slick-Soft	Speed							
			New Tyre		New Tyre								
13	1'44.542	34.549	21.963	26.471	21.559	288.7							
14	1'34.586	26.955	20.879	25.769	20.983	293.4							

Fastest Lap: Fabio QUARTARARO Petronas Yamaha SR FRA **1'31.721** 25.660 20.534 24.891 20.636

These data/results cannot be reproduced, stored and/or transmitted in whole or in part by any manner of electronic, mechanical, photocopying, recording, broadcasting or otherwise now known or herein after developed without the previous express consent by the copyright owner, except for reproduction in daily press and regular printed publications on sale to the public within 60 days of the event related to those data/results and always provided that copyright symbol appears together as follows below.
© DORNA, 2020

Official MotoGP Timing by TISSOT
www.motogp.com



Free Practice Nr. 1

MotoGP

Lap	Lap Time	T1	T2	T3	T4	Speed	Lap	Lap Time	T1	T2	T3	T4	Speed			
15	1'32.152	25.915	20.489	25.185	20.563	296.7	11	1'33.713	26.453	20.867	25.531	20.862	290.3			
16	1'38.036	25.963	21.781	29.435	20.857	209.7	12	1'41.518 P	29.077*	22.635	26.893	22.913	279.0			
17	1'32.880	26.055	20.597	25.395	20.833	296.7	Run # 4						Front Tyre	Slick-Hard	Rear Tyre	Slick-Soft
18	1'33.871	26.546	20.946	25.586	20.793	295.0							New Tyre		New Tyre	
19	1'32.371	25.945	20.469	25.281	20.676	293.4	13	1'44.488	36.157	21.542	25.802	20.987	291.1			
20	1'32.242	25.906	20.447	25.281	20.608	293.4	14	1'32.525	26.059	20.543	25.260	20.663	293.4			

8th **5** **Johann ZARCO** DUCATI FRA
Esponsorama Racing
Runs=3 Total laps=20 Full laps=13

Run #	1	Front Tyre	Slick-Medium	Rear Tyre	Slick-Medium	Speed
New Tyre						
1	2'14.609	35.887	23.080	27.007	21.870	284.9
2	1'36.437	27.261	21.389	26.601	21.186	279.7
3	1'33.583	26.287	20.865	25.612	20.819	291.1
4	1'32.848	26.041	20.738	25.370	20.699	291.8
5	1'37.619	26.951	21.377	27.926	21.365	269.3
6	1'32.790	25.993	20.828	25.271	20.698	291.1
7	1'32.836	26.025	20.596	25.536	20.679	292.6
8	1'42.117 P	31.419*	21.553	26.533	22.612	288.0
Run # 2						
			8 Laps at start		8 Laps at start	
9	1'46.020	36.274	21.890	26.509	21.347	284.9
10	1'34.790	26.495	21.074	25.959	21.262	287.2
11	1'35.965	27.706	21.321	25.885	21.053	288.0
12	1'35.026	26.617	20.841	26.273	21.295	288.0
13	1'43.489 P	29.130	23.982	26.813	23.564	284.2
Run # 3						
			13 Laps at start		New Tyre	
14	1'46.782	36.742	22.622	26.047	21.371	289.5
15	1'32.784	26.079	20.645	25.244	20.816	292.6
16	1'46.529 *	31.400*	26.559	27.581	20.989	284.9
17	1'32.241	25.977	20.618	25.049	20.597	293.4
18	1'32.170	25.832	20.553	25.103	20.682	292.6
19	1'49.585 *	31.863*	28.057	28.715	20.950	291.8
20	1'39.727	25.810	22.776	28.727	22.414	265.3

9th **41** **Aleix ESPARGARO** APRILIA SPA
Aprilia Racing Team Gresini
Runs=4 Total laps=18 Full laps=9

Run #	1	Front Tyre	Slick-Medium	Rear Tyre	Slick-Medium	Speed
New Tyre						
1	1'54.218	34.826	22.193	26.508	21.476	290.3
2	1'34.091	26.768	21.063	25.447	20.813	291.8
3	1'33.357	26.252	20.834	25.384	20.887	291.1
4	1'32.788	26.070	20.649	25.243	20.826	291.8
5	1'42.020 P	29.135*	22.038	27.076	23.771	270.6
Run # 2						
			New Tyre		New Tyre	
6	1'46.262	35.526	22.251	26.964	21.521	284.9
7	1'35.332	26.829	21.143	26.168	21.192	286.4
8	1'35.157	26.566	20.995	26.237	21.359	284.9
9	1'39.949 P	27.360	22.377	26.580	23.632	279.7
Run # 3						
			4 Laps at start		4 Laps at start	
10	1'44.230	34.678	22.533	25.824	21.195	286.4

10th **63** **Francesco BAGNAIA** DUCATI ITA
Pramac Racing
Runs=3 Total laps=19 Full laps=10

Run #	1	Front Tyre	Slick-Medium	Rear Tyre	Slick-Hard	Speed	
New Tyre							
1	2'32.830	36.510	23.441	27.197	22.954	287.2	
2	1'36.163	27.286	21.525	25.983	21.369	294.2	
3	1'34.317 *	26.546	20.953	25.749*	21.069	295.0	
4	1'33.862 *	26.384	20.825	25.612	21.041*	294.2	
5	1'33.272	26.278	20.766	25.342	20.886	295.8	
6	1'33.290	26.113	20.802	25.394	20.981	295.0	
7	1'41.128 P	29.749*	21.972	26.887	22.520	287.2	
Run # 2							
			7 Laps at start		New Tyre		
8	1'47.408	36.394	22.642	26.591	21.781	291.1	
9	1'34.478	26.714	21.099	25.629	21.036	295.0	
10	1'32.689	26.032	20.663	25.257	20.737	296.7	
11	1'32.495	25.949	20.619	25.184	20.743	297.5	
12	1'32.410	25.981	20.569	25.191	20.669	298.3	
13	1'42.737 P	30.014*	22.450	27.110	23.163	283.4	
Run # 3							
			13 Laps at start		6 Laps at start		
14	1'48.090	36.705	22.949	26.924	21.512	285.7	
15	1'34.224	26.386	21.306	25.580	20.952	293.4	
16	1'37.563 *	29.883*	21.076	25.525	21.079	294.2	
17	1'33.342	26.157	20.746	25.488	20.951	294.2	
18	1'33.322	26.078	20.673	25.507	21.064	295.8	
PIT							
			28.615	21.240	26.397	23.528	287.2

11th **9** **Daniilo PETRUCCI** DUCATI ITA
Ducati Team
Runs=3 Total laps=23 Full laps=17

Run #	1	Front Tyre	Slick-Hard	Rear Tyre	Slick-Medium	Speed
New Tyre						
1	2'10.344	38.096	22.332	27.286	21.778	288.0
2	1'34.861	26.950	20.925	25.989	20.997	293.4
3	1'33.622	26.403	20.765	25.547	20.907	294.2
4	1'33.187	26.306	20.562	25.471	20.848	294.2
5	1'33.121	26.305	20.686	25.350	20.780	292.6
6	1'33.042	26.203	20.669	25.385	20.785	293.4
7	1'33.051	26.196	20.625	25.506	20.724	292.6
8	1'52.975 P	29.789	23.820	33.193	26.173	129.8
Run # 2						
			8 Laps at start		8 Laps at start	
9	1'45.000	35.602	22.571	25.646	21.181	292.6

Fastest Lap: Fabio QUARTARARO Petronas Yamaha SR FRA 1'31.721 25.660 20.534 24.891 20.636

These data/results cannot be reproduced, stored and/or transmitted in whole or in part by any manner of electronic, mechanical, photocopying, recording, broadcasting or otherwise now known or herein after developed without the previous express consent by the copyright owner, except for reproduction in daily press and regular printed publications on sale to the public within 60 days of the event related to those data/results and always provided that copyright symbol appears together as follows below.
© DORNA, 2020



Free Practice Nr. 1

MotoGP

Lap	Lap Time	T1	T2	T3	T4	Speed	Lap	Lap Time	T1	T2	T3	T4	Speed
10	1'34.860	26.589	20.910	26.308	21.053	291.1	4	1'33.074	25.999	20.865	25.331	20.879	287.2
11	1'33.169	26.142	20.742	25.500	20.785	291.1	5	1'32.972	25.992	20.853	25.253	20.874	288.0
12	1'35.811	26.691	21.853	26.066	21.201	289.5	6	1'38.428 P	26.028	20.841	25.928	25.631	286.4
13	1'33.853 *	26.259	20.745	25.829*	21.020	291.8	Run # 2 Front Tyre Slick-Soft Rear Tyre Slick-Hard						
14	1'37.295	26.225	23.216	26.392	21.462	290.3	6 Laps at start			6 Laps at start			
15	1'37.366 P	26.437	20.796	26.924	23.209	288.7	7	1'42.827	33.985	21.695	26.157	20.990	288.0
Run # 3 Front Tyre Slick-Hard Rear Tyre Slick-Hard													
15 Laps at start						New Tyre							
16	1'46.734	35.425	21.460	26.803	23.046	285.7	8	1'32.960	25.994	20.757	25.293	20.916	288.7
17	1'33.119	26.073	20.797	25.436	20.813	291.1	9	1'32.651	25.857	20.763	25.201	20.830	289.5
18	1'32.435	25.839	20.552	25.320	20.724	292.6	10	1'33.938	26.876	20.901	25.359	20.802	289.5
19	1'43.955	31.054	22.808	28.258	21.835	210.5	11	1'39.176	25.858	20.759	31.637	20.922	264.0
20	1'36.956	29.117	21.039	25.571	21.229	295.8	12	1'32.702	25.866	20.808	25.241	20.787	289.5
21	1'33.681	26.049	20.672	25.778	21.182	295.8	13	1'32.788	25.984	20.728	25.325	20.751	288.7
22	1'36.395	26.104	22.847	25.794	21.650	295.8	14	1'32.618	25.921	20.772	25.209	20.716	288.7
23	1'32.714	26.093	20.568	25.337	20.716	293.4	15	1'41.011 P	28.999*	21.100	26.869	24.043	285.7
Run # 3 Front Tyre Slick-Soft Rear Tyre Slick-Hard													
15 Laps at start						15 Laps at start							

12th 73 Alex MARQUEZ HONDA SPA
Repsol Honda Team
Runs=3 Total laps=21 Full laps=10

Run #	1	Front Tyre	Slick-Medium	Rear Tyre	Slick-Medium	Speed
		New Tyre		New Tyre		
1	2'02.959	35.252	22.917	28.263	23.149	267.9
2	1'35.350	26.878	21.304	25.898	21.270	292.6
3	1'34.307	26.390	21.072	25.747	21.098	291.8
4	1'33.257	26.099	20.728	25.463	20.967	292.6
5	1'32.767	25.908	20.685	25.285	20.889	292.6
6	1'36.341 *	28.588*	21.023	25.691	21.039	292.6
7	1'32.837	25.977	20.678	25.369	20.813	293.4
8	1'38.257 P	28.940*	21.473	25.990	21.854	291.1
Run # 2		Front Tyre	Slick-Medium	Rear Tyre	Slick-Medium	
		8 Laps at start		8 Laps at start		
9	1'48.712	35.547	23.473	26.221	23.471	292.6
10	1'33.353	26.219	20.824	25.343	20.967	295.0
11	1'33.163	26.147	20.726	25.347	20.943	294.2
12	1'33.518 *	25.995*	20.849	25.651	21.023	293.4
13	1'36.945 P	26.267	20.732	26.914	23.032	273.4
Run # 3		Front Tyre	Slick-Medium	Rear Tyre	Slick-Medium	
		New Tyre		New Tyre		
14	1'45.748	34.318	22.455	27.747	21.228	258.3
15	1'34.005 *	26.533	21.192	25.413	20.867*	295.0
16	1'32.551	26.005	20.649	25.171	20.726	295.8
17	1'37.863 *	28.917*	21.089	26.663	21.194	278.3
18	1'33.912 *	25.894	20.601	25.939*	21.478*	294.2
19	1'32.440	25.902	20.642	25.189	20.707	293.4
20	1'40.146 *	28.986*	22.242	27.993	20.925	233.2
21	1'32.437	25.965	20.520	25.209	20.743	294.2

13th 12 Maverick VIÑALES YAMAHA SPA
Monster Energy Yamaha MotoGP
Runs=3 Total laps=21 Full laps=16

Run #	1	Front Tyre	Slick-Soft	Rear Tyre	Slick-Hard	Speed
		New Tyre		New Tyre		
1	1'52.496	35.492	22.672	26.678	21.658	283.4
2	1'34.300	26.440	21.079	25.731	21.050	286.4
3	1'33.466	26.258	20.878	25.461	20.869	287.2

14th 33 Brad BINDER KTM RSA
Red Bull KTM Factory Racing
Runs=4 Total laps=18 Full laps=10

Run #	1	Front Tyre	missing data	Rear Tyre	missing data	Speed
		**	Laps at start	**	Laps at start	
1	2'31.669 P	36.326	22.666	41.213	31.266	170.3
Run # 2		Front Tyre	Slick-Medium	Rear Tyre	Slick-Hard	
		**	New Tyre	**	New Tyre	
2	1'52.334	37.891	23.523	29.292	21.628	284.2
3	1'34.850	26.818	21.061	25.843	21.128	290.3
4	1'33.802	26.340	20.922	25.652	20.888	287.2
5	1'40.117	26.053	20.636	32.232	21.196	275.5
6	1'36.892 *	29.371*	20.964	25.672	20.885	288.0
7	1'33.033	26.035	20.750	25.435	20.813	289.5
8	1'38.351 P	26.856	20.936	26.480	24.079	280.5
Run # 3		Front Tyre	Slick-Medium	Rear Tyre	Slick-Hard	
		**	7 Laps at start	**	7 Laps at start	
9	1'47.800	38.593	21.783	26.272	21.152	289.5
10	1'38.751 *	30.914*	21.246	25.645	20.946	290.3
11	1'34.236	26.480	20.815	25.914	21.027	288.7
12	1'36.367 P	26.245	20.890	25.683	23.549	290.3
Run # 4		Front Tyre	Slick-Hard	Rear Tyre	Slick-Soft	
		**	New Tyre	**	New Tyre	
13	1'50.871	41.136	22.133	26.312	21.290	289.5
14	1'35.790	26.396	20.852	25.819	22.723	290.3
15	1'33.466	25.927	20.860	25.505	21.174	292.6
16	1'32.611	25.939	20.613	25.284	20.775	292.6
17	1'32.776	26.109	20.665	25.233	20.769	292.6
18	1'32.949	26.000	20.702	25.368	20.879	290.3

Fastest Lap: Fabio QUARTARARO Petronas Yamaha SR FRA 1'31.721 25.660 20.534 24.891 20.636

These data/results cannot be reproduced, stored and/or transmitted in whole or in part by any manner of electronic, mechanical, photocopying, recording, broadcasting or otherwise now known or herein after developed without the previous express consent by the copyright owner, except for reproduction in daily press and regular printed publications on sale to the public within 60 days of the event related to those data/results and always provided that copyright symbol appears together as follows below.
© DORNA, 2020



Free Practice Nr. 1

MotoGP

Lap	Lap Time	T1	T2	T3	T4	Speed	Lap	Lap Time	T1	T2	T3	T4	Speed		
15th	43	Jack MILLER				DUCATI	AUS	15	1'56.742 *	44.159	22.480	26.335*	23.768	289.5	
		Pramac Racing						16	1'33.992	26.597	21.000	25.460	20.935	291.1	
		Runs=3		Total laps=20		Full laps=12			17	1'33.158	26.036	20.874	25.439	20.809	291.1
Run #	1	Front Tyre	Slick-Medium	Rear Tyre	Slick-Hard			18	1'32.634	26.043	20.630	25.221	20.740	291.1	
		New Tyre		New Tyre				19	1'41.421 *	29.223*	23.275	27.781	21.142	234.7	
1	2'10.013	36.099	22.429	27.368	21.656	288.0									
2	1'34.933	26.949	20.973	26.046	20.965	294.2									
3	1'33.587	26.336	20.763	25.702	20.786	294.2									
4	1'33.284	26.280	20.639	25.549	20.816	295.8									
5	1'33.047	26.210	20.634	25.466	20.737	295.0									
6	1'33.058	26.135	20.716	25.394	20.813	295.8									
7	1'47.690 P	29.353*	22.278	32.873	23.186	173.0									
Run #	2	Front Tyre	Slick-Medium	Rear Tyre	Slick-Hard										
		7 Laps at start		7 Laps at start											
8	1'44.632	35.165	21.881	26.270	21.316	292.6									
9	1'36.460 *	28.494*	21.094	25.976	20.896	294.2									
10	1'33.356	26.305	20.723	25.587	20.741	294.2									
11	1'32.627	26.088	20.556	25.282	20.701	295.0									
12	1'33.256	26.115	20.646	25.533	20.962	295.8									
13	1'33.510 *	26.246	20.726	25.657*	20.881	295.0									
14	1'33.357	26.323	20.630	25.577	20.827	294.2									
15	1'33.051	26.236	20.557	25.389	20.869	293.4									
16	1'43.380 P	29.176*	24.569	26.945	22.690	290.3									
Run #	3	Front Tyre	Slick-Medium	Rear Tyre	Slick-Hard										
		16 Laps at start		16 Laps at start											
17	1'55.235	41.267	22.102	27.765	24.101	285.7									
18	1'36.586	26.265	24.033	25.504	20.784	295.8									
19	1'36.775 *	28.204*	21.450	26.197	20.924	293.4									
20	1'32.969	26.137	20.750	25.430	20.652	295.8									
17th	46	Valentino ROSSI				YAMAHA	ITA								
		Monster Energy Yamaha MotoGP													
		Runs=3		Total laps=22		Full laps=12									
Run #	1	Front Tyre	Slick-Medium	Rear Tyre	Slick-Hard										
		New Tyre		New Tyre											
1	2'35.003	34.935	22.145	26.750	21.504	281.9									
2	1'34.358	26.494	21.229	25.825	20.810	284.2									
3	1'34.093	26.408	21.008	25.645	21.032	288.0									
4	1'35.068 *	26.482	20.917	26.031	21.638*	286.4									
5	1'33.209	26.092	20.864	25.510	20.743	285.7									
6	1'33.174 *	26.025	20.797	25.546	20.806*	284.9									
7	1'38.021 P	27.329	22.156	26.642	21.894	276.9									
Run #	2	Front Tyre	Slick-Medium	Rear Tyre	Slick-Hard										
		7 Laps at start		7 Laps at start											
8	1'45.685	35.815	22.307	26.487	21.076	278.3									
9	1'33.380	26.246	20.904	25.441	20.789	284.2									
10	1'32.832	25.936	20.772	25.439	20.685	284.9									
11	1'33.652	26.035	21.141	25.660	20.816	284.9									
12	1'33.439	26.151	20.839	25.559	20.890	284.2									
13	1'33.764	26.217	20.999	25.644	20.904	284.9									
14	1'43.278 P	29.197*	23.167	28.285	22.629	241.0									
Run #	3	Front Tyre	Slick-Medium	Rear Tyre	Slick-Hard										
		14 Laps at start		14 Laps at start											
15	1'43.434	34.731	21.643	26.068	20.992	281.2									
16	1'33.318	26.083	20.837	25.519	20.879	283.4									
17	1'33.599	25.948	20.776	26.003	20.872	284.9									
18	1'33.312 *	26.097	20.798	25.562*	20.855	284.2									
19	1'33.280 *	26.138	20.814	25.524	20.804*	284.2									
20	1'40.036 *	30.397*	22.601	26.134	20.904	284.9									
21	1'33.058	26.088	20.822	25.401	20.747	286.4									
22	1'33.102	26.004	20.837	25.454	20.807	283.4									
18th	38	Bradley SMITH				APRILIA	GBR								
		Aprilia Racing Team Gresini													
		Runs=3		Total laps=21		Full laps=15									
Run #	1	Front Tyre	Slick-Medium	Rear Tyre	Slick-Medium										
		New Tyre		New Tyre											
1	1'54.649	34.597	22.700	26.840	21.457	284.2									
2	1'35.015	26.996	21.075	25.810	21.134	291.8									
3	1'34.033	26.325	20.936	25.773	20.999	290.3									
4	1'34.173	26.345	21.141	25.687	21.000	288.7									
5	1'33.795	26.340	20.848	25.609	20.998	288.7									
6	1'33.391	26.100	20.895	25.497	20.899	288.7									
7	1'33.411	26.121	20.848	25.530	20.912	290.3									
8	1'40.640 *	32.652*	21.072	25.936	20.980	285.7									
9	1'34.218	26.426	20.930	25.855	21.007	288.0									
10	1'37.941 P	26.275	20.704	27.599	23.363	257.7									
Run #	2	Front Tyre	Slick-Medium	Rear Tyre	Slick-Medium										
		10 Laps at start		10 Laps at start											
11	1'42.498	33.762	21.272	26.191	21.273	288.0									

Fastest Lap: Fabio QUARTARARO Petronas Yamaha SR FRA **1'31.721** 25.660 20.534 24.891 20.636

These data/results cannot be reproduced, stored and/or transmitted in whole or in part by any manner of electronic, mechanical, photocopying, recording, broadcasting or otherwise now known or herein after developed without the previous express consent by the copyright owner, except for reproduction in daily press and regular printed publications on sale to the public within 60 days of the event related to those data/results and always provided that copyright symbol appears together as follows below.
© DORNA, 2020

Official MotoGP Timing by TISSOT
www.motogp.com



Free Practice Nr. 1

MotoGP

Lap	Lap Time	T1	T2	T3	T4	Speed	Lap	Lap Time	T1	T2	T3	T4	Speed	
12	1'34.046	26.404	20.879	25.726	21.037	287.2	8	1'40.675 P	29.085*	21.949	26.414	23.227	284.9	
13	1'34.120	26.357	20.822	25.864	21.077	288.7	Run # 2						Front Tyre Slick-Soft	Rear Tyre Slick-Medium
14	1'34.180	26.486	20.679	25.895	21.120	287.2							8 Laps at start	
15	1'37.990	26.653	22.748	27.373	21.216	273.4							8 Laps at start	
16	1'36.594 P	26.677	20.840	25.939	23.138	288.7	9	1'56.784	36.153	25.812	27.210	27.609	280.5	
Run # 3							10	1'35.110	26.943	20.998	25.902	21.267	289.5	
							11	1'34.465	26.541	20.899	25.883	21.142	288.0	
							12	1'38.263	26.637	23.986	26.417	21.223	289.5	
							13	1'34.801	26.765	20.825	26.105	21.106	288.7	
							14	1'40.879 P	30.019*	21.324	26.852	22.684	281.9	
							Run # 3						Front Tyre Slick-Medium	Rear Tyre Slick-Soft
													New Tyre	
17	1'50.146	37.569	22.976	26.983	22.618	288.0							New Tyre	
18	1'36.253	28.456	21.043	25.590	21.164	291.8								
19	1'33.276	26.285	20.634	25.453	20.904	291.8								
20	1'35.273	27.463	21.532	25.476	20.802	291.8								
21	1'33.101	26.149	20.743	25.371	20.838	291.1								

19th 27 **Iker LECUONA** KTM SPA
 Red Bull KTM Tech 3
 Runs=2 Total laps=23 Full laps=16

Run #	1	Front Tyre	Slick-Medium	Rear Tyre	Slick-Hard	Speed
New Tyre						
1	2'04.462	37.374	22.206	26.699	22.045	285.7
2	1'34.528	26.642	20.970	25.958	20.958	290.3
3	1'34.016	26.424	20.862	25.856	20.874	289.5
4	1'33.408	26.239	20.688	25.622	20.859	289.5
5	1'33.646	26.124	20.679	25.716	21.127	289.5
6	1'33.708	26.396	20.769	25.626	20.917	286.4
7	1'33.431	26.208	20.685	25.658	20.880	287.2
8	1'39.682 *	30.354*	21.443	26.441	21.444	288.0
9	1'37.559	26.355	20.704	29.357	21.143	279.7
10	1'33.479	26.133	20.643	25.810	20.893	288.0
11	1'33.183	26.177	20.660	25.486	20.860	288.0
12	1'33.247	26.175	20.632	25.509	20.931	288.7
13	1'44.823 P	29.970*	21.786	27.933	25.134	271.3

Run #	2	Front Tyre	Slick-Medium	Rear Tyre	Slick-Hard	Speed
13 Laps at start						
14	1'48.679	36.246	21.846	27.768	22.819	270.0
15	1'34.027	26.486	20.900	25.574	21.067	287.2
16	1'34.654 *	26.235	21.497	25.658	21.264	285.7
17	1'35.296	26.255	20.640	27.023	21.378	251.7
18	1'33.846	26.476	20.710	25.711	20.949	286.4
19	1'33.206	26.203	20.653	25.493	20.857	288.7
20	1'33.464	26.248	20.697	25.535	20.984	287.2
21	1'48.964 *	31.599*	25.373	27.563	24.429	288.0
22	1'34.855	26.774	21.191	25.813	21.077	288.0
23	1'33.871 *	26.340	20.731	25.763*	21.037	288.7

20th 6 **Stefan BRADL** HONDA GER
 Repsol Honda Team
 Runs=3 Total laps=21 Full laps=15

Run #	1	Front Tyre	Slick-Soft	Rear Tyre	Slick-Medium	Speed
New Tyre						
1	1'54.123	36.030	22.709	27.052	21.830	287.2
2	1'38.000	27.388	21.571	27.713	21.328	288.0
3	1'35.365	27.130	21.052	26.044	21.139	289.5
4	1'34.917	26.664	20.984	26.054	21.215	288.7
5	1'34.312	26.518	20.868	25.781	21.145	288.7
6	1'34.140	26.407	20.943	25.766	21.024	288.7
7	1'33.901	26.417	20.791	25.732	20.961	288.0

21st 53 **Tito RABAT** DUCATI SPA
 Esponsorama Racing
 Runs=2 Total laps=24 Full laps=17

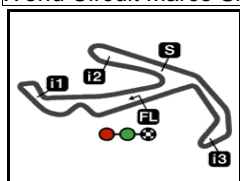
Run #	1	Front Tyre	Slick-Medium	Rear Tyre	Slick-Hard	Speed
New Tyre						
1	2'10.949	35.498	22.562	27.341	21.802	278.3
2	1'35.666	27.178	21.177	26.241	21.070	288.0
3	1'34.932	26.601	21.160	26.133	21.038	288.7
4	1'35.084	26.926	20.987	26.106	21.065	288.7
5	1'34.792	26.552	21.057	26.072	21.111	290.3
6	1'34.375	26.510	20.890	25.989	20.986	290.3
7	1'34.134	26.503	20.910	25.862	20.859	289.5
8	1'34.023	26.409	20.916	25.875	20.823	289.5
9	1'49.877 *	30.739*	23.965	30.157	25.016	242.6
10	1'47.363 *	26.455	20.929	30.632*	29.347	291.1
11	1'41.519 P	27.246	21.637	27.632	25.004	265.3

Run #	2	Front Tyre	Slick-Medium	Rear Tyre	Slick-Medium	Speed
New Tyre						
12	1'47.565	35.636	22.258	27.867	21.804	284.9
13	1'37.234 *	26.606	20.985	26.290*	23.353	288.7
14	1'34.022	26.458	20.810	25.824	20.930	290.3
15	1'33.984	26.256	20.811	25.938	20.979	291.1
16	1'33.788	26.298	20.850	25.766	20.874	290.3
17	1'33.600	26.234	20.866	25.679	20.821	289.5
18	1'36.304	26.336	22.539	26.097	21.332	291.1
19	1'33.496	26.275	20.742	25.614	20.865	292.6
20	1'46.007 *	26.514	20.964	32.418*	26.111	218.1
21	1'42.293	26.334	20.668	25.889	29.402	291.8
22	1'40.141	26.637	20.962	27.551	24.991	281.9
23	1'44.019	26.343	20.813	30.749	26.114	267.9
24	1'33.930	26.325	20.877	25.806	20.922	290.3

Fastest Lap: Fabio QUARTARARO Petronas Yamaha SR FRA 1'31.721 25.660 20.534 24.891 20.636

These data/results cannot be reproduced, stored and/or transmitted in whole or in part by any manner of electronic, mechanical, photocopying, recording, broadcasting or otherwise now known or herein after developed without the previous express consent by the copyright owner, except for reproduction in daily press and regular printed publications on sale to the public within 60 days of the event related to those data/results and always provided that copyright symbol appears together as follows below.
 © DORNA, 2020





4226 m.

GP TISSOT DELL'EMILIA ROMAGNA E RIVIERA DI RIMINI

Free Practice Nr. 1

Best Partial Times

MotoGP™

IT Ideal Lap Time, sum of the best partial times*BT* Best Lap Time

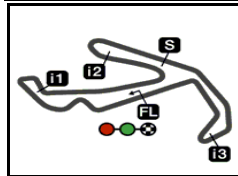
<i>T1</i>		<i>T2</i>		<i>T3</i>		<i>T4</i>				<i>IT</i>	<i>BT</i>		
Pos	Rider	Time	Rider	Time	Rider	Time	Rider	Time	Pos	Rider			
1	F.QUARTARARO	25.660	M.OLIVEIRA	20.407	F.QUARTARARO	24.891	J.MIR	20.487	1	F.QUARTARAR	1'31.721	1'31.721	(1)
2	F.MORBIDELLI	25.731	P.ESPARGARO	20.415	F.MORBIDELLI	24.928	M.OLIVEIRA	20.528	2	P.ESPARGAR	1'31.777	1'31.841	(3)
3	J.MIR	25.736	A.DOVIZIOSO	20.447	P.ESPARGARO	25.011	A.ESPARGARO	20.554	3	J.MIR	1'31.795	1'31.926	(4)
4	P.ESPARGARO	25.742	J.MIR	20.499	J.ZARCO	25.049	A.DOVIZIOSO	20.563	4	F.MORBIDELLI	1'31.799	1'31.811	(2)
5	J.ZARCO	25.810	F.MORBIDELLI	20.517	J.MIR	25.073	J.ZARCO	20.597	5	M.OLIVEIRA	1'31.937	1'31.965	(5)
6	M.OLIVEIRA	25.813	A.MARQUEZ	20.520	A.ESPARGARO	25.073	P.ESPARGARO	20.609	6	J.ZARCO	1'32.009	1'32.170	(8)
7	T.NAKAGAMI	25.830	F.QUARTARARO	20.534	T.NAKAGAMI	25.095	T.NAKAGAMI	20.612	7	A.ESPARGAR	1'32.073	1'32.185	(9)
8	D.PETRUCCI	25.839	A.ESPARGARO	20.543	A.MARQUEZ	25.171	F.MORBIDELLI	20.623	8	A.DOVIZIOSO	1'32.101	1'32.152	(7)
9	M.VIÑALES	25.856	D.PETRUCCI	20.552	F.BAGNAIA	25.184	F.QUARTARARO	20.636	9	T.NAKAGAMI	1'32.102	1'32.102	(6)
10	A.MARQUEZ	25.894	J.ZARCO	20.553	A.DOVIZIOSO	25.185	J.MILLER	20.652	10	A.MARQUEZ	1'32.292	1'32.437	(12)
11	A.ESPARGARO	25.903	J.MILLER	20.556	M.OLIVEIRA	25.189	F.BAGNAIA	20.669	11	F.BAGNAIA	1'32.371	1'32.410	(10)
12	A.DOVIZIOSO	25.906	T.NAKAGAMI	20.565	M.VIÑALES	25.201	V.ROSSI	20.685	12	D.PETRUCCI	1'32.427	1'32.435	(11)
13	B.BINDER	25.927	F.BAGNAIA	20.569	A.RINS	25.221	A.MARQUEZ	20.707	13	M.VIÑALES	1'32.460	1'32.589	(13)
14	V.ROSSI	25.936	B.BINDER	20.613	B.BINDER	25.233	D.PETRUCCI	20.716	14	B.BINDER	1'32.542	1'32.611	(14)
15	F.BAGNAIA	25.949	A.RINS	20.630	J.MILLER	25.282	M.VIÑALES	20.716	15	J.MILLER	1'32.578	1'32.627	(15)
16	A.RINS	26.036	I.LECUONA	20.632	D.PETRUCCI	25.320	A.RINS	20.740	16	A.RINS	1'32.627	1'32.634	(16)
17	J.MILLER	26.088	B.SMITH	20.634	B.SMITH	25.371	B.BINDER	20.769	17	V.ROSSI	1'32.794	1'32.832	(17)
18	B.SMITH	26.100	S.BRADL	20.635	V.ROSSI	25.401	B.SMITH	20.802	18	B.SMITH	1'32.907	1'33.101	(18)
19	I.LECUONA	26.124	T.RABAT	20.668	I.LECUONA	25.486	T.RABAT	20.821	19	I.LECUONA	1'33.099	1'33.183	(19)
20	S.BRADL	26.203	M.VIÑALES	20.687	S.BRADL	25.500	I.LECUONA	20.857	20	S.BRADL	1'33.215	1'33.384	(20)
21	T.RABAT	26.234	V.ROSSI	20.772	T.RABAT	25.614	S.BRADL	20.877	21	T.RABAT	1'33.337	1'33.496	(21)

These data/results cannot be reproduced, stored and/or transmitted in whole or in part by any manner of electronic, mechanical, photocopying, recording, broadcasting or otherwise now known or herein after developed without the previous express consent by the copyright owner, except for reproduction in daily press and regular printed publications on sale to the public within 60 days of the event related to those data/results and always provided that copyright symbol appears together as follows below.

© DORNA, 2020

Official MotoGP Timing by TISSOT
www.motogp.com





4226 m.

GP TISSOT DELL'EMILIA ROMAGNA E RIVIERA DI RIMINI**Free Practice Nr. 1****Fastest Laps Sequence**

<i>Practice Time</i>	 <i>Rider</i>	<i>Nation</i>	<i>Motorcycle</i>	<i>Time</i>	<i>Km/h</i>	<i>Rider's Lap</i>
3'23.693	42 Alex RINS	SPA	SUZUKI	1'34.514	160.9	2
3'26.796	12 Maverick VIÑALES	SPA	YAMAHA	1'34.300	161.3	2
3'28.309	41 Aleix ESPARGARO	SPA	APRILIA	1'34.091	161.6	2
4'57.405	42 Alex RINS	SPA	SUZUKI	1'33.712	162.3	3
5'00.262	12 Maverick VIÑALES	SPA	YAMAHA	1'33.466	162.7	3
5'00.865	21 Franco MORBIDELLI	ITA	YAMAHA	1'33.194	163.2	3
5'13.484	44 PoI ESPARGARO	SPA	KTM	1'32.508	164.4	3
8'26.235	44 PoI ESPARGARO	SPA	KTM	1'32.390	164.6	5
11'14.382	21 Franco MORBIDELLI	ITA	YAMAHA	1'32.365	164.7	7
25'00.724	44 PoI ESPARGARO	SPA	KTM	1'32.355	164.7	12
29'45.197	21 Franco MORBIDELLI	ITA	YAMAHA	1'32.224	164.9	14
38'13.054	4 Andrea DOVIZIOSO	ITA	DUCATI	1'32.152	165.0	15
38'32.288	36 Joan MIR	SPA	SUZUKI	1'31.926	165.4	12
42'24.641	20 Fabio QUARTARARO	FRA	YAMAHA	1'31.889	165.5	19
43'24.529	44 PoI ESPARGARO	SPA	KTM	1'31.841	165.6	18
43'56.362	20 Fabio QUARTARARO	FRA	YAMAHA	1'31.721	165.8	20

These data/results cannot be reproduced, stored and/or transmitted in whole or in part by any manner of electronic, mechanical, photocopying, recording, broadcasting or otherwise now known or herein after developed without the previous express consent by the copyright owner, except for reproduction in daily press and regular printed publications on sale to the public within 60 days of the event related to those data/results and always provided that copyright symbol appears together as follows below.

© DORNA, 2020

