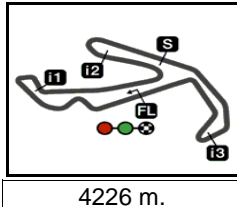



**GP TISSOT DELL'EMILIA ROMAGNA E RIVIERA DI RIMINI****Free Practice Nr. 4****Classification****14**

4226 m.

	Rider	Nation	Team	Motorcycle	Time	Lap Total	Gap	Top Speed
1	63 <b>Francesco BAGNAIA</b>	ITA	Pramac Racing	DUCATI	<b>1'32.005</b>	5 10		<b>299.1</b>
2	36 <b>Joan MIR</b>	SPA	Team SUZUKI ECSTAR	SUZUKI	<b>1'32.103</b>	11 18	0.098 0.098	<b>291.8</b>
3	12 <b>Maverick VIÑALES</b>	SPA	Monster Energy Yamaha MotoGP	YAMAHA	<b>1'32.124</b>	12 19	0.119 0.021	<b>289.5</b>
4	44 <b>PoI ESPARGARO</b>	SPA	Red Bull KTM Factory Racing	KTM	<b>1'32.145</b>	12 17	0.140 0.021	<b>295.0</b>
5	20 <b>Fabio QUARTARARO</b>	FRA	Petronas Yamaha SRT	YAMAHA	<b>1'32.295</b>	10 15	0.290 0.150	<b>285.7</b>
6	9 <b>Danilo PETRUCCI</b>	ITA	Ducati Team	DUCATI	<b>1'32.348</b>	14 17	0.343 0.053	<b>295.8</b>
7	73 <b>Alex MARQUEZ</b>	SPA	Repsol Honda Team	HONDA	<b>1'32.382</b>	12 16	0.377 0.034	<b>296.7</b>
8	27 <b>Iker LECUONA</b>	SPA	Red Bull KTM Tech 3	KTM	<b>1'32.425</b>	12 12	0.420 0.043	<b>291.8</b>
9	33 <b>Brad BINDER</b>	RSA	Red Bull KTM Factory Racing	KTM	<b>1'32.518</b>	10 14	0.513 0.093	<b>291.8</b>
10	88 <b>Miguel OLIVEIRA</b>	POR	Red Bull KTM Tech 3	KTM	<b>1'32.545</b>	5 14	0.540 0.027	<b>294.2</b>
11	21 <b>Franco MORBIDELLI</b>	ITA	Petronas Yamaha SRT	YAMAHA	<b>1'32.553</b>	9 16	0.548 0.008	<b>288.0</b>
12	46 <b>Valentino ROSSI</b>	ITA	Monster Energy Yamaha MotoGP	YAMAHA	<b>1'32.558</b>	13 16	0.553 0.005	<b>286.4</b>
13	4 <b>Andrea DOVIZIOSO</b>	ITA	Ducati Team	DUCATI	<b>1'32.603</b>	6 13	0.598 0.045	<b>298.3</b>
14	5 <b>Johann ZARCO</b>	FRA	Esponsorama Racing	DUCATI	<b>1'32.605</b>	15 15	0.600 0.002	<b>295.0</b>
15	30 <b>Takaaki NAKAGAMI</b>	JPN	LCR Honda IDEMITSU	HONDA	<b>1'32.638</b>	12 14	0.633 0.033	<b>290.3</b>
16	41 <b>Aleix ESPARGARO</b>	SPA	Aprilia Racing Team Gresini	APRILIA	<b>1'32.815</b>	5 12	0.810 0.177	<b>291.8</b>
17	42 <b>Alex RINS</b>	SPA	Team SUZUKI ECSTAR	SUZUKI	<b>1'32.923</b>	5 12	0.918 0.108	<b>294.2</b>
18	43 <b>Jack MILLER</b>	AUS	Pramac Racing	DUCATI	<b>1'33.097</b>	8 15	1.092 0.174	<b>297.5</b>
19	53 <b>Tito RABAT</b>	SPA	Esponsorama Racing	DUCATI	<b>1'33.502</b>	15 19	1.497 0.405	<b>294.2</b>
20	38 <b>Bradley SMITH</b>	GBR	Aprilia Racing Team Gresini	APRILIA	<b>1'33.977</b>	11 11	1.972 0.475	<b>289.5</b>

**Practice condition: Dry****Air: 27°****Humidity: 54%****Ground: 40°**

<b>Fastest Lap:</b>	Lap: 5	<b>Francesco BAGNAIA</b>	<b>1'32.005</b>	165.3 Km/h
<b>Best Race Lap:</b>	2018	<b>Andrea DOVIZIOSO</b>	<b>1'32.678</b>	164.1 Km/h
<b>All Time Lap Record:</b>	2020	<b>Francesco BAGNAIA</b>	<b>1'31.127</b>	166.9 Km/h

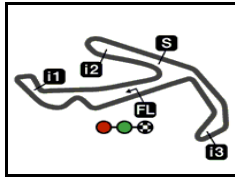
The results are provisional until the end of the limit for protest and appeals.

Time limit for protest expires 30' after publication of the results - ..... Time: .....

These data/results cannot be reproduced, stored and/or transmitted in whole or in part by any manner of electronic, mechanical, photocopying, recording, broadcasting or otherwise now known or herein after developed without the previous express consent by the copyright owner, except for reproduction in daily press and regular printed publications on sale to the public within 60 days of the event related to those data/results and always provided that copyright symbol appears together as follows below.

© DORNA, 2020

Official MotoGP Timing by **TISSOT**  
www.motogp.com**Misano Adriatico, Saturday, September 19, 2020**



4226 m.

## GP TISSOT DELL'EMILIA ROMAGNA E RIVIERA DI RIMINI

## Free Practice Nr. 4

## Top Speed &amp; Average

15



Rider	Nation	Motorcycle	Top 5 speeds					Average	Top
63 Francesco BAGNAIA	ITA	DUCATI	299.1	299.1	297.5	296.7	296.7	297.8	299.1
4 Andrea DOVIZIOSO	ITA	DUCATI	298.3	297.5	297.5	296.7	296.7	297.1	298.3
43 Jack MILLER	AUS	DUCATI	297.5	296.7	296.7	295.8	295.8	296.5	297.5
73 Alex MARQUEZ	SPA	HONDA	296.7	295.8	295.8	294.2	294.2	295.0	296.7
9 Danilo PETRUCCI	ITA	DUCATI	295.8	295.8	294.2	294.2	293.4	294.3	295.8
5 Johann ZARCO	FRA	DUCATI	295.0	295.0	294.2	294.2	294.2	294.5	295.0
44 Pol ESPARGARO	SPA	KTM	295.0	295.0	295.0	294.2	294.2	294.4	295.0
42 Alex RINS	SPA	SUZUKI	294.2	292.6	292.6	292.6	291.8	292.8	294.2
53 Tito RABAT	SPA	DUCATI	294.2	294.2	294.2	293.4	293.4	293.9	294.2
88 Miguel OLIVEIRA	POR	KTM	294.2	292.6	292.6	291.8	291.8	292.4	294.2
27 Iker LECUONA	SPA	KTM	291.8	291.8	290.3	289.5	288.7	289.9	291.8
33 Brad BINDER	RSA	KTM	291.8	291.8	291.1	290.3	290.3	290.8	291.8
36 Joan MIR	SPA	SUZUKI	291.8	291.8	291.8	291.1	291.1	291.5	291.8
41 Aleix ESPARGARO	SPA	APRILIA	291.8	291.1	290.3	290.3	289.5	290.4	291.8
30 Takaaki NAKAGAMI	JPN	HONDA	290.3	290.3	290.3	290.3	289.5	289.9	290.3
12 Maverick VIÑALES	SPA	YAMAHA	289.5	288.7	288.7	288.7	288.7	288.8	289.5
38 Bradley SMITH	GBR	APRILIA	289.5	289.5	288.0	288.0	288.0	288.5	289.5
21 Franco MORBIDELLI	ITA	YAMAHA	288.0	287.2	287.2	287.2	286.4	287.2	288.0
46 Valentino ROSSI	ITA	YAMAHA	286.4	286.4	286.4	285.7	285.7	286.0	286.4
20 Fabio QUARTARARO	FRA	YAMAHA	285.7	285.7	285.7	285.7	285.7	285.7	285.7

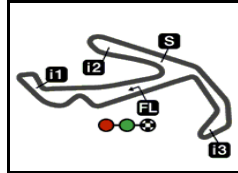
These data/results cannot be reproduced, stored and/or transmitted in whole or in part by any manner of electronic, mechanical, photocopying, recording, broadcasting or otherwise now known or herein after developed without the previous express consent by the copyright owner, except for reproduction in daily press and regular printed publications on sale to the public within 60 days of the event related to those data/results and always provided that copyright symbol appears together as follows below.

© DORNA, 2020

Official MotoGP Timing by TISSOT  
www.motogp.com



Misano Adriatico, Saturday, September 19, 2020



4226 m.

**GP TISSOT DELL'EMILIA ROMAGNA E RIVIERA DI RIMINI****Free Practice Nr. 4****Chronological Analysis of Performances****16**

\* Lap / Sector time cancelled

T1 Time from finish line to 1st intermediate

T3 Time from 2nd intermed. to 3rd intermed.

P Crossing the finish line in pit lane

T2 Time from 1st intermed. to 2nd intermed.

T4 Time from 3rd intermediate to finish line

\*\*Tyre data subject to further updates

Lap	Lap Time	T1	T2	T3	T4	Speed	Lap	Lap Time	T1	T2	T3	T4	Speed		
<b>1st</b>	<b>63</b>	<b>Francesco BAGNAIA</b> DUCATI ITA Pramac Racing						<b>3rd</b>	<b>12</b>	<b>Maverick VIÑALES</b> YAMAHA SPA Monster Energy Yamaha MotoGP					
		Runs=2	Total laps=10	Full laps=7					Runs=1	Total laps=19	Full laps=14				
Run #	1	Front Tyre	Slick-Hard	Rear Tyre	Slick-Soft		Run #	1	Front Tyre	Slick-Hard	Rear Tyre	Slick-Medium			
			5 Laps at start		1 Laps at start					New Tyre		New Tyre			
1	3'35.278	37.309	25.790	27.004	22.335	291.1	1	2'51.490	35.090	21.732	25.980	21.268	285.7		
2	<b>1'34.665</b>	26.686	21.311	25.515	21.153	295.8	2	1'33.616 *	26.132	20.895	25.435	21.154	287.2		
3	<b>1'33.332</b>	26.157	20.887	25.334	20.954	296.7	3	<b>1'32.956</b>	25.830	20.867	25.257	21.002	287.2		
4	<b>1'32.792</b>	26.268	20.616	25.165	20.743	297.5	4	<b>1'32.361</b>	25.851	20.746	25.048	20.716	288.0		
5	<b>1'32.005</b>	25.921	20.520	<b>24.986</b>	<b>20.578</b>	<b>299.1</b>	5	<b>1'32.263</b>	25.763	20.670	25.114	20.716	288.7		
6	<b>1'32.258</b>	25.836	20.443	25.311	20.668	299.1	6	<b>1'32.306</b>	<b>25.720</b>	20.797	25.046	20.743	288.0		
7	<b>1'32.083</b>	25.923	<b>20.388</b>	25.082	20.690	295.8	7	<b>1'32.496</b>	25.809	20.715	25.210	20.762	287.2		
8	<b>1'32.118</b>	<b>25.794</b>	20.391	25.214	20.719	296.7	8	<b>1'32.246</b>	25.758	20.712	25.078	20.698	287.2		
9	1'41.373 P	29.087*	22.476	26.920	22.890	288.0	9	<b>1'32.228</b>	25.778	20.743	<b>25.026</b>	20.681	288.0		
							10	<b>1'32.239</b>	25.760	20.733	25.070	20.676	288.7		
							11	1'36.690 *	27.650	22.146	25.887	21.007*	287.2		
							12	<b>1'32.124</b>	25.794	<b>20.616</b>	25.057	<b>20.657</b>	288.7		
							13	1'32.125 *	25.722	20.668	25.048*	20.687*	288.7		
							14	<b>1'35.890</b>	25.780	22.616	26.511	20.983	281.9		
							15	<b>1'32.392</b>	25.862	20.659	25.201	20.670	288.7		
							16	<b>1'32.441</b>	25.850	20.734	25.145	20.712	286.4		
							17	1'34.876 *	27.694	21.029	25.315	20.838*	287.2		
							18	<b>1'32.548</b>	25.892	20.656	25.259	20.741	<b>289.5</b>		
							19	<b>1'32.797</b>	25.956	20.796	25.336	20.709	288.7		
<b>2nd</b>	<b>36</b>	<b>Joan MIR</b> SUZUKI SPA Team SUZUKI ECSTAR						<b>4th</b>	<b>44</b>	<b>Poi ESPARGARO</b> KTM SPA Red Bull KTM Factory Racing					
		Runs=2	Total laps=18	Full laps=11					Runs=2	Total laps=17	Full laps=12				
Run #	1	Front Tyre	Slick-Medium	Rear Tyre	Slick-Medium		Run #	1	Front Tyre	Slick-Hard	Rear Tyre	Slick-Medium			
			10 Laps at start		New Tyre					5 Laps at start		9 Laps at start			
1	2'40.326	35.993	22.385	26.389	21.358	287.2	1	1'55.367	33.236	21.716	26.280	21.511	288.7		
2	1'34.475 *	26.569	21.174	25.783	20.949*	287.2	2	<b>1'34.933</b>	27.016	20.922	25.430	21.565	294.2		
3	1'33.238 *	26.104	20.860	25.419	20.855	291.1	3	<b>1'33.236</b>	26.229	20.638	25.388	20.981	294.2		
4	<b>1'32.658</b>	25.901	20.747	25.246	20.764	<b>291.8</b>	4	<b>1'32.966</b>	26.104	20.594	25.329	20.939	<b>295.0</b>		
5	1'32.486 *	25.918	20.672	25.186	20.710*	291.8	5	1'35.112 *	26.197	21.770	25.827	21.318*	293.4		
6	<b>1'32.609</b>	25.893	20.730	25.268	20.718	290.3	6	<b>1'32.619</b>	26.067	20.589	25.167	20.796	294.2		
7	<b>1'32.518</b>	25.821	20.711	25.288	20.698	290.3	7	1'39.990 P	26.240	22.501	28.743	22.506	283.4		
8	1'35.794 P	25.997	20.753	25.579	23.465	288.0									
Run #	2	Front Tyre	Slick-Medium	Rear Tyre	Slick-Medium		Run #	2	Front Tyre	Slick-Hard	Rear Tyre	Slick-Soft			
			18 Laps at start		8 Laps at start					12 Laps at start		1 Laps at start			
9	1'41.690 *	34.046	21.116	25.637	20.891*	288.7	8	1'46.250	34.031	22.579	28.320	21.320	282.7		
10	<b>1'32.403</b>	25.875	20.708	25.233	20.587	291.1	9	1'33.384 *	26.305	20.613	25.348	21.118*	294.2		
11	<b>1'32.103</b>	25.840	20.547	<b>25.133</b>	20.583	291.8	10	<b>1'32.213</b>	25.966	20.481	<b>25.075</b>	20.691	295.0		
12	<b>1'32.163</b>	<b>25.779</b>	20.584	25.221	<b>20.579</b>	290.3	11	<b>1'32.184</b>	25.928	20.437	25.077	20.742	294.2		
13	<b>1'32.581</b>	25.809	20.705	25.250	20.817	289.5	12	<b>1'32.145</b>	25.939	20.419	25.131	20.656	294.2		
14	<b>1'32.380</b>	25.920	20.590	25.248	20.622	288.7	13	<b>1'32.246</b>	25.963	20.441	25.196	<b>20.646</b>	293.4		
15	<b>1'32.280</b>	25.876	20.586	25.184	20.634	289.5									
16	<b>1'32.638</b>	25.977	20.668	25.337	20.656	289.5									
17	1'32.488 *	25.905	20.538	25.375	20.670*	288.7									
18	<b>1'32.417</b>	25.935	<b>20.514</b>	25.253	20.715	290.3									

**Fastest Lap:** Francesco BAGNAIA Pramac Racing ITA **1'32.005** 25.921 20.520 24.986 20.578

These data/results cannot be reproduced, stored and/or transmitted in whole or in part by any manner of electronic, mechanical, photocopying, recording, broadcasting or otherwise now known or herein after developed without the previous express consent by the copyright owner, except for reproduction in daily press and regular printed publications on sale to the public within 60 days of the event related to those data/results and always provided that copyright symbol appears together as follows below.  
© DORNA, 2020



# Free Practice Nr. 4

# MotoGP

Lap	Lap Time	T1	T2	T3	T4	Speed	Lap	Lap Time	T1	T2	T3	T4	Speed		
14	1'32.167	25.897	20.512	25.098	20.660	294.2	<b>7th</b> <b>73</b>	<b>Alex MARQUEZ</b> Repsol Honda Team	HONDA				SPA		
15	1'32.261	25.870	20.516	25.194	20.681	293.4			Runs=2	Total laps=17	Full laps=11				
16	1'32.227	25.983	20.397	25.151	20.696	294.2			<b>Run # 1</b>	<b>Front Tyre</b>	<b>Slick-Hard</b>	<b>Rear Tyre</b>	<b>Slick-Soft</b>		
17	1'32.166	25.949	20.374	25.150	20.693	295.0			7 Laps at start				3 Laps at start		
									1	1'49.146	34.235	22.209	26.468	21.706	289.5
									2	1'34.081	26.503	21.006	25.458	21.114	295.8
									3	1'33.542	26.341	20.767	25.499	20.935	293.4
									4	1'33.691	26.183	20.834	25.448	21.226	294.2
									5	1'33.165	26.139	20.798	25.375	20.853	291.1
									6	1'32.975	26.094	20.622	25.360	20.899	292.6
<b>5th</b> <b>20</b>	<b>Fabio QUARTARARO</b>		YAMAHA		FRA										
		Petronas Yamaha SRT						Runs=2				Total laps=16	Full laps=12		
<b>Run # 1</b>	<b>Front Tyre</b>	<b>Slick-Hard</b>	<b>Rear Tyre</b>	<b>Slick-Medium</b>											
		4 Laps at start				New Tyre									
1	3'03.366	36.730	22.290	26.603	21.607	284.2									
2	1'33.672	26.192	21.020	25.294	21.166	285.7									
3	1'32.766	25.910	20.809	25.238	20.809	285.7									
4	1'32.442	25.805	20.785	25.084	20.768	285.7									
5	1'36.012	25.773	22.531	26.289	21.419	281.2									
6	1'32.382	25.789	20.758	25.064	20.771	284.2									
7	1'37.509	P 25.823	20.794	26.285	24.607	284.9									
<b>Run # 2</b>	<b>Front Tyre</b>	<b>Slick-Hard</b>	<b>Rear Tyre</b>	<b>Slick-Medium</b>											
		11 Laps at start				7 Laps at start									
8	1'43.350	34.668	21.732	25.671	21.279	283.4									
9	1'32.557	25.735	20.892	25.073	20.857	285.7									
10	1'32.295	25.756	20.685	25.027	20.827	285.7									
11	1'32.479	25.799	20.801	25.074	20.805	285.7									
12	1'32.538	25.770	20.744	25.163	20.861	284.9									
13	1'32.397	25.823	20.716	25.065	20.793	284.2									
14	1'32.630	25.792	20.767	25.217	20.854	284.9									
15	1'32.588	25.844	20.735	25.208	20.801	284.9									
	PIT	25.903	26.457	27.604	23.877	281.2									
<b>8th</b> <b>27</b>	<b>Iker LECUONA</b>		KTM		SPA										
		Red Bull KTM Tech 3						Runs=2				Total laps=13	Full laps=8		
<b>Run # 1</b>	<b>Front Tyre</b>	<b>Slick-Hard</b>	<b>Rear Tyre</b>	<b>Slick-Medium</b>											
		9 Laps at start				New Tyre									
1	2'05.387	34.764	22.802	27.012	22.093	277.6									
2	1'35.055	* 26.663	21.199	25.526	21.667	291.8									
3	1'33.612	26.279	20.947	25.393	20.993	288.0									
4	1'33.441	26.271	20.919	25.366	20.885	288.7									
5	1'32.805	26.068	20.603	25.306	20.828	288.0									
6	1'32.810	26.107	20.673	25.269	20.761	288.7									
7	1'39.746	P 29.065*	21.309	26.169	23.203	284.9									
<b>Run # 2</b>	<b>Front Tyre</b>	<b>Slick-Hard</b>	<b>Rear Tyre</b>	<b>Slick-Medium</b>											
		16 Laps at start				7 Laps at start									
8	1'44.276	35.937	21.517	25.751	21.071	288.0									
9	1'33.042	26.166	20.658	25.359	20.859	288.7									
10	1'32.727	26.106	20.572	25.264	20.785	289.5									
11	1'34.303	25.955	20.684	25.990	21.674	290.3									
12	1'32.425	25.942	20.475	25.282	20.726	291.8									
	PIT	27.167	24.638	26.695	23.351	286.4									
<b>9th</b> <b>33</b>	<b>Brad BINDER</b>		KTM		RSA										
		Red Bull KTM Factory Racing						Runs=2				Total laps=15	Full laps=7		
<b>Run # 1</b>	<b>Front Tyre</b>	<b>Slick-Hard</b>	<b>Rear Tyre</b>	<b>Slick-Medium</b>											
		5 Laps at start				New Tyre									
1	2'06.401	36.026	22.547	28.719	25.523	286.4									
2	1'35.710	* 26.738	21.308	25.953	21.711	291.8									
3	1'33.652	26.217	20.883	25.442	21.110	291.1									
4	1'41.563	P 26.037	20.732			291.8									

**Fastest Lap:** Francesco BAGNAIA      Pramac Racing      ITA      1'32.005      25.921      20.520      24.986      20.578

These data/results cannot be reproduced, stored and/or transmitted in whole or in part by any manner of electronic, mechanical, photocopying, recording, broadcasting or otherwise now known or herein after developed without the previous express consent by the copyright owner, except for reproduction in daily press and regular printed publications on sale to the public within 60 days of the event related to those data/results and always provided that copyright symbol appears together as follows below.  
© DORNA, 2020

Official MotoGP Timing by **TISSOT**  
www.motogp.com



# Free Practice Nr. 4

# MotoGP

Lap	Lap Time	T1	T2	T3	T4	Speed	Lap	Lap Time	T1	T2	T3	T4	Speed
Run # 2	Front Tyre	Slick-Hard	Rear Tyre	Slick-Medium									
9 Laps at start				4 Laps at start									
5	1'48.637	37.926	22.230	26.858	21.623	282.7	13	1'32.741	25.851	20.666	25.434	20.790	287.2
6	1'34.704	26.814	21.141	25.759	20.990	290.3	14	1'32.806	25.805	20.636	25.475	20.890	285.7
7	1'40.731 *	26.170	20.611	32.833*	21.117	290.3	15	1'32.694	25.880	20.730	25.315	20.769	285.7
8	1'32.807 *	25.905	20.652	25.425	20.825*	290.3	16	1'32.954	26.110	20.802	25.265	20.777	285.7
9	1'32.537	25.912	20.519	25.274	20.832	290.3							
10	1'32.518	25.860	20.547	25.334	20.777	289.5							
11	1'32.807	26.171	20.693	25.263	20.680	290.3							
12	1'32.530 *	25.904	20.495	25.187	20.944*	289.5							
13	1'34.417	26.298	20.840	26.322	20.957	277.6							
14	1'32.632	26.018	20.624	25.267	20.723	289.5							
	PIT	28.186	22.975	28.570	24.625	260.8							

**10th 88 Miguel OLIVEIRA** KTM POR  
Red Bull KTM Tech 3  
Runs=2 Total laps=15 Full laps=9

Run #	Front Tyre	Slick-Hard	Rear Tyre	Slick-Medium	Speed
1		6 Laps at start		New Tyre	
1	2'34.312	35.837	22.302	26.443	21.535
2	1'34.237 *	26.603	20.993	25.661	20.980
3	1'33.625 *	26.104	20.900	25.457	21.164
4	1'33.095	26.149	20.746	25.389	20.811
5	1'32.545	25.917	20.663	25.249	20.716
6	1'32.652	25.946	20.623	25.353	20.730
7	1'32.976	26.050	20.631	25.463	20.832
8	1'42.207 P	28.730	21.215	28.689	23.573

Run #	Front Tyre	Slick-Hard	Rear Tyre	Slick-Medium	Speed
2		14 Laps at start		8 Laps at start	
9	1'44.132	35.052	21.235	26.760	21.085
10	1'38.191	26.248	20.642	30.116	21.185
11	1'32.635	25.914	20.805	25.165	20.751
12	1'32.672	26.003	20.707	25.224	20.738
13	1'34.208	25.968	20.586	26.708	20.946
14	1'32.587	25.971	20.645	25.204	20.767
	PIT	30.165	21.497	29.785	23.050

**11th 21 Franco MORBIDELLI** YAMAHA ITA  
Petronas Yamaha SRT  
Runs=2 Total laps=16 Full laps=11

Run #	Front Tyre	Slick-Hard	Rear Tyre	Slick-Soft	Speed
1		New Tyre		3 Laps at start	
1	1'48.176	35.183	22.142	26.316	21.413
2	1'34.221 *	26.480	21.047	25.592*	21.102
3	1'33.435	26.168	20.887	25.509	20.871
4	1'35.164	26.019	20.824	25.527	22.794
5	1'33.671	26.711	20.737	25.408	20.815
6	1'32.792	25.963	20.764	25.292	20.773
7	1'32.687 *	25.879	20.711	25.408*	20.689
8	1'32.626	25.848	20.686	25.271	20.821
9	1'32.553	25.903	20.571	25.282	20.797
10	1'32.631	25.949	20.639	25.350	20.693
11	1'44.572 P	26.894	24.053	30.110	23.515

Run #	Front Tyre	Slick-Hard	Rear Tyre	Slick-Soft	Speed
2		11 Laps at start		14 Laps at start	
12	1'45.967 *	37.102	21.282	26.453*	21.130

**12th 46 Valentino ROSSI** YAMAHA ITA  
Monster Energy Yamaha MotoGP  
Runs=2 Total laps=16 Full laps=9

Run #	Front Tyre	Slick-Hard	Rear Tyre	Slick-Medium	Speed
1		New Tyre		New Tyre	
1	2'36.031	35.103	22.347	26.343	21.480
2	1'34.337 *	26.451	21.174	25.755	20.957
3	1'33.682 *	26.162	20.830	25.744	20.946
4	1'33.225	26.189	20.815	25.409	20.812
5	1'33.305	26.080	20.969	25.453	20.803
6	1'32.904	26.012	20.694	25.430	20.768
7	1'33.094 *	26.062	20.798	25.407	20.827*
8	1'38.177 P	28.221	21.016	25.507	23.433

Run #	Front Tyre	Slick-Hard	Rear Tyre	Slick-Medium	Speed
2		8 Laps at start		8 Laps at start	
9	1'43.842 *	35.161	21.701	26.051	20.929*
10	1'33.966	26.044	20.764	26.432	20.726
11	1'32.578	25.891	20.784	25.185	20.718
12	1'33.389	25.915	21.334	25.405	20.735
13	1'32.558	25.938	20.649	25.196	20.775
14	1'32.503 *	25.874	20.665	25.281	20.683*
15	1'32.678	25.932	20.677	25.314	20.755
16	1'32.724	26.059	20.691	25.273	20.701

**13th 4 Andrea DOVIZIOSO** DUCATI ITA  
Ducati Team  
Runs=3 Total laps=14 Full laps=9

Run #	Front Tyre	Slick-Hard	Rear Tyre	Slick-Soft	Speed
1		New Tyre		5 Laps at start	
1	2'24.337 P	35.535	26.971	29.490	23.872
2		1 Laps at start		6 Laps at start	
2	1'49.523	38.355	22.228	27.416	21.524
3	1'35.864	26.728	21.997	26.026	21.113
4	1'34.715	26.415	20.700	25.734	21.866
5	1'33.484	26.262	20.628	25.461	21.133
6	1'32.603	26.041	20.502	25.368	20.692
7	1'34.981 P	26.085	20.672	25.919	22.305

Run #	Front Tyre	Slick-Hard	Rear Tyre	Slick-Soft	Speed
3		7 Laps at start		12 Laps at start	
8	1'45.945 *	35.202	23.416	26.056	21.271*
9	1'33.494	26.264	20.817	25.419	20.994
10	1'33.588	26.129	20.952	25.534	20.973
11	1'32.790	26.085	20.567	25.316	20.822
12	1'32.784	26.077	20.659	25.267	20.781
13	1'32.941	25.998	20.726	25.298	20.919
	PIT	28.927	20.873	25.592	23.295

**Fastest Lap:** Francesco BAGNAIA Pramac Racing ITA 1'32.005 25.921 20.520 24.986 20.578

These data/results cannot be reproduced, stored and/or transmitted in whole or in part by any manner of electronic, mechanical, photocopying, recording, broadcasting or otherwise now known or herein after developed without the previous express consent by the copyright owner, except for reproduction in daily press and regular printed publications on sale to the public within 60 days of the event related to those data/results and always provided that copyright symbol appears together as follows below.  
© DORNA, 2020

Official MotoGP Timing by TISSOT  
www.motogp.com



# Free Practice Nr. 4

# MotoGP

Lap	Lap Time	T1	T2	T3	T4	Speed	Lap	Lap Time	T1	T2	T3	T4	Speed					
<b>14th</b>	<b>5</b>	<b>Johann ZARCO</b>				DUCATI	FRA	6	<b>1'32.883</b>	<u>26.014</u>	20.726	25.372	20.771	290.3				
	Esponsorama Racing																	
	Runs=2 Total laps=16 Full laps=8																	
	<b>Run # 1</b>	<b>Front Tyre</b>	<b>Slick-Hard</b>	<b>Rear Tyre</b>	<b>Slick-Hard</b>			<b>Run # 2</b>	<b>Front Tyre</b>	<b>Slick-Hard</b>	<b>Rear Tyre</b>	<b>Slick-Medium</b>						
	<b>8 Laps at start</b>						<b>New Tyre</b>						<b>21 Laps at start</b>					
	1	2'10.362	34.911	22.916	26.990	21.780	287.2	9	1'45.992	35.984	22.044	26.609	21.355	282.7				
	2	1'35.156 *	26.920	21.107	25.758	21.371	290.3	10	<b>1'34.264</b>	26.499	20.839	25.469	21.457	289.5				
	3	1'33.631 *	26.316	20.802	25.539	20.974	291.8	11	<b>1'33.605</b>	26.307	20.814	25.507	20.977	288.7				
	4	<b>1'33.356</b>	26.191	20.765	25.550	20.850	294.2	12	<b>1'35.726</b>	26.854	21.883	25.985	21.004	284.2				
	5	<b>1'33.891</b>	26.392	20.880	25.727	20.892	294.2		<b>PIT</b>	26.122	20.822			288.7				
<b>17th</b>	<b>42</b>	<b>Alex RINS</b>				SUZUKI	SPA											
	Team SUZUKI ECSTAR																	
	Runs=2 Total laps=13 Full laps=6																	
	<b>Run # 1</b>	<b>Front Tyre</b>	<b>Slick-Hard</b>	<b>Rear Tyre</b>	<b>Slick-Soft</b>			<b>Run # 2</b>	<b>Front Tyre</b>	<b>Slick-Medium</b>	<b>Rear Tyre</b>	<b>Slick-Medium</b>						
	<b>7 Laps at start</b>						<b>4 Laps at start</b>						<b>9 Laps at start</b>					
	1	2'32.517	34.659	22.282	26.780	21.671	288.0	7	1'44.359	34.881	22.232	26.131	21.115	288.7				
	2	1'38.440 *	26.698	23.772	26.847*	21.123	290.3	8	1'34.179 *	26.276	20.976	25.969*	20.958	<u>294.2</u>				
	3	1'33.946 *	26.205	21.132	25.507	21.102	291.1	9	<b>1'32.960</b>	25.994	20.716	25.325	20.925	292.6				
	4	<b>1'33.079</b>	26.050	20.795	25.351	20.883	292.6	10	<b>1'36.456</b>	<u>25.938</u>	<u>20.702</u>	28.930	20.886	288.7				
	5	<u>1'32.923</u>	26.032	20.814	<u>25.287</u>	<u>20.790</u>	292.6	11	<b>1'33.034</b>	26.084	20.777	25.319	20.854	291.1				
6	1'36.719 P	26.148	20.871	26.212*	23.488	291.8	12	<b>1'33.190</b>	26.105	20.744	25.547	20.794	291.1					
	<b>PIT</b>	30.341	21.537	27.253	24.135	283.4		<b>PIT</b>	26.042	23.923	26.342	23.157	287.2					
<b>15th</b>	<b>30</b>	<b>Takaaki NAKAGAMI</b>				HONDA	JPN											
	LCR Honda IDEMITSU																	
	Runs=2 Total laps=14 Full laps=8																	
	<b>Run # 1</b>	<b>Front Tyre</b>	<b>Slick-Hard</b>	<b>Rear Tyre</b>	<b>Slick-Soft</b>			<b>Run # 2</b>	<b>Front Tyre</b>	<b>Slick-Medium</b>	<b>Rear Tyre</b>	<b>Slick-Soft</b>						
	<b>5 Laps at start</b>						<b>6 Laps at start</b>						<b>11 Laps at start</b>					
	1	2'05.054	34.472	23.017	26.863	22.073	282.7	4	1'50.032	36.185	24.812	27.219	21.816	281.2				
	2	1'34.436 *	26.689	21.127	25.518	21.102	287.2	5	<b>1'37.626</b>	26.829	23.499	25.825	21.473	289.5				
	3	1'16.546 P	26.206	20.847	25.347	9'04.146	288.7	6	1'33.530 *	26.226	20.886	25.527*	20.891	289.5				
		<b>PIT</b>						7	<b>1'32.884</b>	26.007	20.786	25.297	20.794	<u>290.3</u>				
								8	<b>1'33.484</b>	26.481	20.825	25.392	20.786	289.5				
							9	<b>1'32.958</b>	26.016	20.727	25.441	20.774	289.5					
							10	<b>1'32.858</b>	26.099	20.718	25.281	<u>20.760</u>	288.7					
							11	<b>1'37.411</b>	29.554	21.201	25.645	21.011	290.3					
							12	<u>1'32.638</u>	<u>25.939</u>	20.754	<u>25.173</u>	20.772	290.3					
							13	<b>1'32.869</b>	26.040	<u>20.685</u>	25.308	20.836	289.5					
							14	1'37.229 *	26.053	20.757	26.421*	23.998	290.3					
<b>16th</b>	<b>41</b>	<b>Aleix ESPARGARO</b>				APRILIA	SPA											
	Aprilia Racing Team Gresini																	
	Runs=2 Total laps=13 Full laps=8																	
	<b>Run # 1</b>	<b>Front Tyre</b>	<b>Slick-Hard</b>	<b>Rear Tyre</b>	<b>Slick-Soft</b>			<b>Run # 2</b>	<b>Front Tyre</b>	<b>Slick-Hard</b>	<b>Rear Tyre</b>	<b>Slick-Medium</b>						
	<b>13 Laps at start</b>						<b>4 Laps at start</b>						<b>New Tyre</b>					
	1	1'55.625	35.039	21.724	27.074	21.533	277.6	1	2'16.595	37.481	22.884	26.573	21.557	290.3				
	2	<b>1'35.067</b>	26.872	21.119	25.568	21.508	<u>291.8</u>	2	1'34.775 *	26.698	20.913	26.106	21.058	294.2				
	3	<b>1'33.257</b>	26.221	20.700	25.465	20.871	290.3	3	1'33.861 *	26.352	20.806	25.750	20.953	294.2				
	4	1'33.198 *	26.098	20.656	25.704*	<u>20.740</u>	291.1	4	<b>1'33.746</b>	26.382	20.731	25.584	21.049	295.8				
	5	<u>1'32.815</u>	26.087	<u>20.596</u>	<u>25.307</u>	20.825	289.5	5	<b>1'37.979</b>	26.408	22.671	28.012	20.888	293.4				
							6	<b>1'33.273</b>	26.232	20.653	25.539	20.849	296.7					
							7	<b>1'33.184</b>	26.254	20.585	25.572	20.773	295.8					
							8	<u>1'33.097</u>	<u>26.179</u>	<u>20.532</u>	25.620	20.766	295.0					
							9	<b>1'33.438</b>	26.232	20.609	25.818	20.779	293.4					
							10	<b>1'33.435</b>	26.371	20.671	25.675	<u>20.718</u>	295.0					
							11	<b>1'34.676</b>	26.299	20.870	26.534	20.973	295.0					
							12	<b>1'33.488</b>	26.383	20.706	25.626	20.773	295.0					
							13	<b>1'33.350</b>	26.279	20.592	25.571	20.908	294.2					
							14	1'39.481 *	29.536	23.257	25.772*	20.916	<u>297.5</u>					
							15	<b>1'33.285</b>	26.184	20.559	<u>25.527</u>	21.015	296.7					
								<b>PIT</b>	30.239	22.226	27.742	23.145	278.3					

**Fastest Lap:** Francesco BAGNAIA Pramac Racing ITA **1'32.005** 25.921 20.520 24.986 20.578

These data/results cannot be reproduced, stored and/or transmitted in whole or in part by any manner of electronic, mechanical, photocopying, recording, broadcasting or otherwise now known or herein after developed without the previous express consent by the copyright owner, except for reproduction in daily press and regular printed publications on sale to the public within 60 days of the event related to those data/results and always provided that copyright symbol appears together as follows below.  
© DORNA, 2020

Official MotoGP Timing by TISSOT  
www.motogp.com



# Free Practice Nr. 4

MotoGP

Lap	Lap Time	T1	T2	T3	T4	Speed	Lap	Lap Time	T1	T2	T3	T4	Speed
-----	----------	----	----	----	----	-------	-----	----------	----	----	----	----	-------

**19th 53** **Tito RABAT** DUCATI SPA  
Esponsorama Racing

Runs=1 Total laps=19 Full laps=17

Run #	1	Front Tyre	Slick-Hard	Rear Tyre	Slick-Soft	
		7 Laps at start			8 Laps at start	
1	2'07.163	34.521	22.387	26.932	21.758	284.9
2	1'35.551 *	26.955	21.214	26.013	21.369	291.8
3	<b>1'34.708</b>	26.560	21.007	25.943	21.198	291.8
4	<b>1'34.746</b>	26.600	20.941	25.941	21.264	291.8
5	<b>1'34.112</b>	26.440	20.988	25.703	20.981	291.8
6	<b>1'33.883</b>	26.329	20.791	25.792	20.971	291.8
7	<b>1'35.306</b>	26.303	21.071	26.944	20.988	274.8
8	<b>1'33.640</b>	26.219	20.907	25.572	20.942	293.4
9	<b>1'33.571</b>	26.100	20.970	25.660	20.841	292.6
10	<b>1'33.841</b>	26.239	20.855	25.788	20.959	292.6
11	<b>1'33.774</b>	26.058	20.918	25.852	20.946	292.6
12	<b>1'33.554</b>	26.140	20.781	25.603	21.030	294.2
13	<b>1'33.705</b>	26.138	20.947	25.712	20.908	294.2
14	<b>1'33.648</b>	26.136	20.957	25.561	20.994	291.1
15	<b>1'33.502</b>	26.107	20.879	25.622	20.894	291.8
16	<b>1'33.590</b>	26.124	20.942	25.617	20.907	291.8
17	<b>1'33.693</b>	26.284	20.900	25.574	20.935	292.6
18	<b>1'33.630</b>	26.207	20.925	25.651	20.847	294.2
19	<b>1'33.964</b>	26.274	20.957	25.685	21.048	293.4

**20th 38** **Bradley SMITH** APRILIA GBR  
Aprilia Racing Team Gresini

Runs=2 Total laps=12 Full laps=8

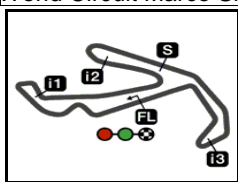
Run #	1	Front Tyre	Slick-Hard	Rear Tyre	Slick-Soft	
		New Tyre			New Tyre	
1	1'49.779	34.242	22.177	26.887	21.555	288.0
2	5'47.579 P	26.584	21.254	26.384	4'33.357	289.5
Run #	2	Front Tyre	Slick-Hard	Rear Tyre	Slick-Soft	
		9 Laps at start			2 Laps at start	
3	1'45.049	34.108	22.118	27.053	21.770	287.2
4	<b>1'35.706</b>	26.753	21.138	26.451	21.364	285.7
5	<b>1'34.500</b>	26.450	20.906	26.051	21.093	285.7
6	<b>1'34.775</b>	26.285	20.961	26.339	21.190	284.2
7	<b>1'34.233</b>	26.348	20.910	25.924	21.051	288.0
8	<b>1'34.435</b>	26.295	21.078	25.946	21.116	288.0
9	<b>1'34.119</b>	26.161	20.832	26.021	21.105	285.7
10	<b>1'34.236</b>	26.271	20.868	26.001	21.096	287.2
11	<b>1'33.977</b>	26.154	20.926	25.812	21.085	289.5
	PIT	26.410	20.831	25.828	24.224	288.0

**Fastest Lap:** Francesco BAGNAIA Pramac Racing ITA **1'32.005** 25.921 20.520 24.986 20.578

These data/results cannot be reproduced, stored and/or transmitted in whole or in part by any manner of electronic, mechanical, photocopying, recording, broadcasting or otherwise now known or herein after developed without the previous express consent by the copyright owner, except for reproduction in daily press and regular printed publications on sale to the public within 60 days of the event related to those data/results and always provided that copyright symbol appears together as follows below.  
© DORNA, 2020

Official MotoGP Timing by **TISSOT**  
www.motogp.com





4226 m.

## GP TISSOT DELL'EMILIA ROMAGNA E RIVIERA DI RIMINI

## Free Practice Nr. 4

## Best Partial Times

MotoGP™

*IT* Ideal Lap Time, sum of the best partial times*BT* Best Lap Time

<i>T1</i>		<i>T2</i>		<i>T3</i>		<i>T4</i>				<i>IT</i>	<i>BT</i>	
Pos	Rider	Time	Rider	Time	Rider	Time	Rider	Time	Pos	Rider		
1	M.VIÑALES	25.720	P.ESPARGARO	20.374	F.BAGNAIA	24.986	F.BAGNAIA	20.578	1	F.BAGNAIA	1'31.746	1'32.005 (1)
2	F.QUARTARARO	25.735	F.BAGNAIA	20.388	M.VIÑALES	25.026	J.MIR	20.579	2	P.ESPARGAR	1'31.965	1'32.145 (4)
3	A.MARQUEZ	25.776	D.PETRUCCI	20.468	F.QUARTARARO	25.027	D.PETRUCCI	20.580	3	J.MIR	1'32.005	1'32.103 (2)
4	J.MIR	25.779	I.LECUONA	20.475	P.ESPARGARO	25.075	P.ESPARGARO	20.646	4	M.VIÑALES	1'32.019	1'32.124 (3)
5	F.BAGNAIA	25.794	B.BINDER	20.495	J.MIR	25.133	M.VIÑALES	20.657	5	D.PETRUCCI	1'32.095	1'32.348 (6)
6	F.MORBIDELLI	25.805	A.DOVIZIOSO	20.502	M.OLIVEIRA	25.165	B.BINDER	20.680	6	F.QUARTARAR	1'32.215	1'32.295 (5)
7	J.ZARCO	25.860	A.MARQUEZ	20.508	T.NAKAGAMI	25.173	F.MORBIDELLI	20.689	7	B.BINDER	1'32.222	1'32.518 (9)
8	B.BINDER	25.860	J.MIR	20.514	D.PETRUCCI	25.184	A.DOVIZIOSO	20.692	8	A.MARQUEZ	1'32.252	1'32.382 (7)
9	D.PETRUCCI	25.863	J.ZARCO	20.528	V.ROSSI	25.185	V.ROSSI	20.701	9	F.MORBIDELLI	1'32.330	1'32.553 (11)
10	P.ESPARGARO	25.870	J.MILLER	20.532	B.BINDER	25.187	J.ZARCO	20.704	10	J.ZARCO	1'32.368	1'32.605 (14)
11	V.ROSSI	25.874	F.MORBIDELLI	20.571	A.MARQUEZ	25.206	M.OLIVEIRA	20.716	11	M.OLIVEIRA	1'32.381	1'32.545 (10)
12	M.OLIVEIRA	25.914	M.OLIVEIRA	20.586	I.LECUONA	25.264	J.MILLER	20.718	12	I.LECUONA	1'32.407	1'32.425 (8)
13	A.RINS	25.938	A.ESPARGARO	20.596	F.MORBIDELLI	25.265	I.LECUONA	20.726	13	V.ROSSI	1'32.409	1'32.558 (12)
14	T.NAKAGAMI	25.939	M.VIÑALES	20.616	A.DOVIZIOSO	25.267	A.ESPARGARO	20.740	14	A.DOVIZIOSO	1'32.459	1'32.603 (13)
15	I.LECUONA	25.942	V.ROSSI	20.649	J.ZARCO	25.276	T.NAKAGAMI	20.760	15	T.NAKAGAMI	1'32.557	1'32.638 (15)
16	A.DOVIZIOSO	25.998	F.QUARTARARO	20.685	A.RINS	25.287	A.MARQUEZ	20.762	16	A.ESPARGAR	1'32.657	1'32.815 (16)
17	A.ESPARGARO	26.014	T.NAKAGAMI	20.685	A.ESPARGARO	25.307	F.QUARTARARO	20.768	17	A.RINS	1'32.717	1'32.923 (17)
18	T.RABAT	26.058	A.RINS	20.702	J.MILLER	25.527	A.RINS	20.790	18	J.MILLER	1'32.956	1'33.097 (18)
19	B.SMITH	26.154	T.RABAT	20.781	T.RABAT	25.561	T.RABAT	20.841	19	T.RABAT	1'33.241	1'33.502 (19)
20	J.MILLER	26.179	B.SMITH	20.831	B.SMITH	25.812	B.SMITH	21.051	20	B.SMITH	1'33.848	1'33.977 (20)

These data/results cannot be reproduced, stored and/or transmitted in whole or in part by any manner of electronic, mechanical, photocopying, recording, broadcasting or otherwise now known or herein after developed without the previous express consent by the copyright owner, except for reproduction in daily press and regular printed publications on sale to the public within 60 days of the event related to those data/results and always provided that copyright symbol appears together as follows below.

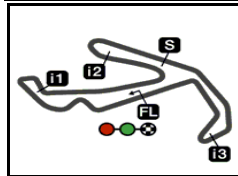
© DORNA, 2020

Official MotoGP Timing by TISSOT

www.motogp.com








4226 m.

**GP TISSOT DELL'EMILIA ROMAGNA E RIVIERA DI RIMINI****Free Practice Nr. 4****Fastest Laps Sequence**

<i>Practice Time</i>	 <i>Rider</i>	<i>Nation</i>	<i>Motorcycle</i>	<i>Time</i>	<i>Km/h</i>	<i>Rider's Lap</i>
<b>3'23.227</b>	73 <b>Alex MARQUEZ</b>	SPA	HONDA	<b>1'34.081</b>	161.7	2
<b>4'37.038</b>	20 <b>Fabio QUARTARARO</b>	FRA	YAMAHA	<b>1'33.672</b>	162.4	2
<b>4'55.832</b>	21 <b>Franco MORBIDELLI</b>	ITA	YAMAHA	<b>1'33.435</b>	162.8	3
<b>5'03.536</b>	44 <b>Poi ESPARGARO</b>	SPA	KTM	<b>1'33.236</b>	163.1	3
<b>5'58.062</b>	12 <b>Maverick VIÑALES</b>	SPA	YAMAHA	<b>1'32.956</b>	163.6	3
<b>6'09.804</b>	20 <b>Fabio QUARTARARO</b>	FRA	YAMAHA	<b>1'32.766</b>	163.9	3
<b>7'20.697</b>	36 <b>Joan MIR</b>	SPA	SUZUKI	<b>1'32.658</b>	164.1	4
<b>7'30.423</b>	12 <b>Maverick VIÑALES</b>	SPA	YAMAHA	<b>1'32.361</b>	164.7	4
<b>9'02.686</b>	12 <b>Maverick VIÑALES</b>	SPA	YAMAHA	<b>1'32.263</b>	164.8	5
<b>9'48.072</b>	63 <b>Francesco BAGNAIA</b>	ITA	DUCATI	<b>1'32.005</b>	165.3	5

These data/results cannot be reproduced, stored and/or transmitted in whole or in part by any manner of electronic, mechanical, photocopying, recording, broadcasting or otherwise now known or herein after developed without the previous express consent by the copyright owner, except for reproduction in daily press and regular printed publications on sale to the public within 60 days of the event related to those data/results and always provided that copyright symbol appears together as follows below.

© DORNA, 2020

Official MotoGP Timing by TISSOT  
www.motogp.com

Misano Adriatico, Saturday, September 19, 2020

