


4185 m.

## SHARK HELMETS GRAND PRIX DE FRANCE

## Free Practice Nr. 1

## Classification

3

	Rider	Nation	Team	Motorcycle	Time	Lap	Total	Gap	Top Speed
1	99 Kasma DANIEL	MAL	Onexox TKKR SAG Team	KALEX	<b>1'51.279</b>	13	13		<b>257.6</b>
2	40 Hector GARZO	SPA	Flexbox HP 40	KALEX	<b>1'51.532</b>	21	21	0.253 0.253	<b>251.1</b>
3	7 Lorenzo BALDASSARRI	ITA	Flexbox HP 40	KALEX	<b>1'51.535</b>	21	21	0.256 0.003	<b>251.1</b>
4	16 Joe ROBERTS	USA	Tennor American Racing	KALEX	<b>1'51.829</b>	14	16	0.550 0.294	<b>255.6</b>
5	96 Jake DIXON	GBR	Petronas Sprinta Racing	KALEX	<b>1'51.851</b>	14	15	0.572 0.022	<b>254.3</b>
6	88 Jorge MARTIN	SPA	Red Bull KTM Ajo	KALEX	<b>1'51.912</b>	13	16	0.633 0.061	<b>257.0</b>
7	72 Marco BEZZECCHI	ITA	SKY Racing Team VR46	KALEX	<b>1'52.206</b>	17	18	0.927 0.294	<b>260.3</b>
8	12 Thomas LUTHI	SWI	Liqui Moly Intact GP	KALEX	<b>1'52.238</b>	20	21	0.959 0.032	<b>255.6</b>
9	11 Nicolò BULEGA	ITA	Federal Oil Gresini Moto2	KALEX	<b>1'52.259</b>	10	19	0.980 0.021	<b>255.0</b>
10	55 Hafizh SYAHRIN	MAL	Inde Aspar Team Moto2	SPEED UP	<b>1'52.373</b>	16	16	1.094 0.114	<b>255.0</b>
11	33 Enea BASTIANINI	ITA	Italtrans Racing Team	KALEX	<b>1'52.596</b>	16	16	1.317 0.223	<b>257.6</b>
12	24 Simone CORSI	ITA	MV Agusta Forward Racing	MV AGUSTA	<b>1'52.608</b>	17	18	1.329 0.012	<b>253.7</b>
13	62 Stefano MANZI	ITA	MV Agusta Forward Racing	MV AGUSTA	<b>1'52.693</b>	16	17	1.414 0.085	<b>252.4</b>
14	87 Remy GARDNER	AUS	Onexox TKKR SAG Team	KALEX	<b>1'52.769</b>	9	16	1.490 0.076	<b>254.3</b>
15	19 Lorenzo DALLA PORTA	ITA	Italtrans Racing Team	KALEX	<b>1'52.807</b>	14	14	1.528 0.038	<b>255.6</b>
16	45 Tetsuta NAGASHIMA	JPN	Red Bull KTM Ajo	KALEX	<b>1'52.898</b>	12	13	1.619 0.091	<b>253.7</b>
17	23 Marcel SCHROTTER	GER	Liqui Moly Intact GP	KALEX	<b>1'52.921</b>	11	11	1.642 0.023	<b>253.7</b>
18	9 Jorge NAVARRO	SPA	Termozeta Speed Up	SPEED UP	<b>1'52.937</b>	12	14	1.658 0.016	<b>253.7</b>
19	22 Sam LOWES	GBR	EG 0,0 Marc VDS	KALEX	<b>1'52.942</b>	7	14	1.663 0.005	<b>255.6</b>
20	37 Augusto FERNANDEZ	SPA	EG 0,0 Marc VDS	KALEX	<b>1'53.173</b>	11	16	1.894 0.231	<b>254.3</b>
21	97 Xavi VIERGE	SPA	Petronas Sprinta Racing	KALEX	<b>1'53.255</b>	16	16	1.976 0.082	<b>254.3</b>
22	57 Edgar PONS	SPA	Federal Oil Gresini Moto2	KALEX	<b>1'53.499</b>	16	18	2.220 0.244	<b>253.0</b>
23	21 Fabio DI GIANNANTONIO	ITA	Termozeta Speed Up	SPEED UP	<b>1'54.035</b>	10	10	2.756 0.536	<b>255.6</b>
24	10 Luca MARINI	ITA	SKY Racing Team VR46	KALEX	<b>1'55.032</b>	7	7	3.753 0.997	<b>253.0</b>
25	42 Marcos RAMIREZ	SPA	Tennor American Racing	KALEX	<b>1'55.598</b>	11	15	4.319 0.566	<b>251.8</b>
26	44 Aron CANET	SPA	Inde Aspar Team Moto2	SPEED UP	<b>1'56.515</b>	3	4	5.236 0.917	<b>252.4</b>
27	64 Bo BENDSNEYDER	NED	NTS RW Racing GP	NTS	<b>1'56.725</b>	16	16	5.446 0.210	<b>251.8</b>
28	74 Piotr BIESIEKIRSKI	POL	NTS RW Racing GP	NTS	<b>1'57.968</b>	13	13	6.689 1.243	<b>247.4</b>
<b>Not qualified (Out 107%)</b>					<b>1'59.068</b>				
	35 Somkiat CHANTRA	THA	IDEMITSU Honda Team Asia	KALEX	<b>1'59.073</b>	2	2	7.794 1.105	<b>253.7</b>
<b>Not classified</b>									
	27 Andi Farid IZDIHAR	INA	IDEMITSU Honda Team Asia	KALEX					

Practice condition: **Wet**

Air: 15°

Humidity: 98%

Ground: 16°

<b>Fastest Lap:</b>	Lap: 13	<b>Kasma DANIEL</b>	<b>1'51.279</b>	135.3 Km/h
<b>Best Race Lap:</b>	2019	<b>Jorge NAVARRO</b>	<b>1'36.764</b>	155.6 Km/h
<b>All Time Lap Record:</b>	2018	<b>Francesco BAGNAIA</b>	<b>1'36.188</b>	156.6 Km/h

The results are provisional until the end of the limit for protest and appeals.

Time limit for protest expires 30' after publication of the results - ..... Time: .....

These data/results cannot be reproduced, stored and/or transmitted in whole or in part by any manner of electronic, mechanical, photocopying, recording, broadcasting or otherwise now known or herein after developed without the previous express consent by the copyright owner, except for reproduction in daily press and regular printed publications on sale to the public within 60 days of the event related to those data/results and always provided that copyright symbol appears together as follows below.

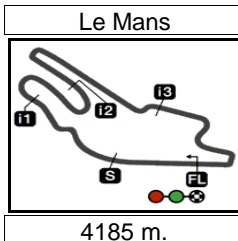
© DORNA, 2020

Official MotoGP Timing by TISSOT  
www.motogp.com

Le Mans, Friday, October 09, 2020

moto2™





## SHARK HELMETS GRAND PRIX DE FRANCE

## Free Practice Nr. 1

## Top Speed &amp; Average

4



Rider	Nation	Motorcycle	Top 5 speeds					Average	Top
72 Marco BEZZECCHI	ITA	KALEX	260.3	259.6	259.6	259.6	259.0	259.5	260.3
33 Enea BASTIANINI	ITA	KALEX	257.6	257.6	257.6	257.0	257.0	257.4	257.6
99 Kasma DANIEL	MAL	KALEX	257.6	257.6	257.0	257.0	256.3	256.9	257.6
88 Jorge MARTIN	SPA	KALEX	257.0	257.0	256.3	256.3	255.6	256.1	257.0
12 Thomas LUTHI	SWI	KALEX	255.6	255.6	255.0	255.0	255.0	255.2	255.6
16 Joe ROBERTS	USA	KALEX	255.6	255.0	255.0	255.0	255.0	255.1	255.6
19 Lorenzo DALLA PORTA	ITA	KALEX	255.6	255.0	255.0	254.3	253.7	254.7	255.6
21 Fabio DI GIANNANTONIO	ITA	SPEED UP	255.6	255.6	255.0	255.0	254.3	254.8	255.6
22 Sam LOWES	GBR	KALEX	255.6	253.0	253.0	253.0	253.0	253.5	255.6
11 Nicolò BULEGA	ITA	KALEX	255.0	255.0	255.0	254.3	254.3	254.6	255.0
55 Hafizh SYAHRIN	MAL	SPEED UP	255.0	255.0	255.0	254.3	254.3	254.7	255.0
37 Augusto FERNANDEZ	SPA	KALEX	254.3	254.3	253.7	253.7	253.0	253.6	254.3
87 Remy GARDNER	AUS	KALEX	254.3	253.7	253.7	253.0	253.0	253.4	254.3
96 Jake DIXON	GBR	KALEX	254.3	253.7	253.7	253.0	253.0	253.5	254.3
97 Xavi VIERGE	SPA	KALEX	254.3	254.3	253.7	253.0	253.0	253.7	254.3
9 Jorge NAVARRO	SPA	SPEED UP	253.7	252.4	252.4	251.8	251.8	252.2	253.7
23 Marcel SCHROTTER	GER	KALEX	253.7	252.4	252.4	252.4	250.5	252.3	253.7
24 Simone CORSI	ITA	MV AGUSTA	253.7	253.7	253.7	253.0	253.0	253.4	253.7
35 Somkiat CHANTRA	THA	KALEX	253.7	247.4				250.6	253.7
45 Tetsuta NAGASHIMA	JPN	KALEX	253.7	252.4	252.4	251.8	251.1	252.1	253.7
10 Luca MARINI	ITA	KALEX	253.0	251.8	251.1	234.6	232.9	242.7	253.0
57 Edgar PONS	SPA	KALEX	253.0	251.1	251.1	251.1	250.5	251.2	253.0
44 Aron CANET	SPA	SPEED UP	252.4	249.3	248.6			250.1	252.4
62 Stefano MANZI	ITA	MV AGUSTA	252.4	252.4	252.4	251.1	251.1	251.9	252.4
42 Marcos RAMIREZ	SPA	KALEX	251.8	251.1	250.5	250.5	249.9	250.8	251.8
64 Bo BENDSNEYDER	NED	NTS	251.8	250.5	250.5	249.9	249.9	250.5	251.8
7 Lorenzo BALDASSARRI	ITA	KALEX	251.1	251.1	249.9	249.9	249.3	250.1	251.1
40 Hector GARZO	SPA	KALEX	251.1	251.1	250.5	250.5	249.9	250.6	251.1
74 Piotr BIESIEKIRSKI	POL	NTS	247.4	247.4	246.8	246.2	245.6	246.5	247.4
27 Andi Farid IZDIHAR	INA	KALEX	235.1	196.6				215.9	235.1

These data/results cannot be reproduced, stored and/or transmitted in whole or in part by any manner of electronic, mechanical, photocopying, recording, broadcasting or otherwise now known or herein after developed without the previous express consent by the copyright owner, except for reproduction in daily press and regular printed publications on sale to the public within 60 days of the event related to those data/results and always provided that copyright symbol appears together as follows below.

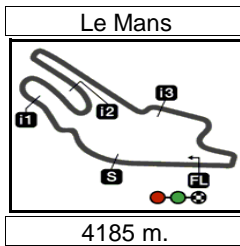
© DORNA, 2020

Official MotoGP Timing by TISSOT  
www.motogp.com

 moto2™



Le Mans, Friday, October 09, 2020



Results and timing service provided by TISSOT

Moto2™

# SHARK HELMETS GRAND PRIX DE FRANCE

## Free Practice Nr. 1

### Chronological Analysis of Performances

**5**

\* Lap / Sector time cancelled      **T1** Time from finish line to 1st intermediate      **T3** Time from 2nd intermed. to 3rd intermed.  
**P** Crossing the finish line in pit lane      **T2** Time from 1st intermed. to 2nd intermed.      **T4** Time from 3rd intermediate to finish line

Lap	Lap Time	T1	T2	T3	T4	Speed	Lap	Lap Time	T1	T2	T3	T4	Speed
<b>1st 99 Kasma DANIEL</b> Onexox TKKR SAG T MAL													
			Runs=2	Total laps=14	Full laps=11								
1	2'58.673	36.910	29.525	34.980	32.939		4	1'58.239	27.545	26.540	32.992	31.162	248.0
2	1'58.489	27.533	26.665	32.935	31.356	232.4	5	1'57.136	27.144	26.603	32.407	30.982	249.9
3	1'56.774 *	26.872	26.500	31.741	31.661	256.3	6	2'03.998	28.050	31.259	33.221	31.468	246.2
4	2'09.031	26.828	26.307	44.223	31.673	251.8	7	1'57.066 *	26.870	26.618	32.559	31.019	248.6
5	1'55.057	26.623	25.978	31.971	30.485	253.0	8	1'55.116 *	26.861	26.164	31.882	30.209	248.0
6	1'54.788	26.094	25.631	32.528	30.535	257.0	9	1'53.804	26.304	25.701	31.623	30.176	249.9
7	1'52.917	25.945	25.585	31.570	29.817	243.8	10	1'53.449	26.540	25.738	31.285	29.886	248.6
unfinished						256.3	11	1'53.414	26.452	25.593	31.334	30.035	248.0
8	2'11.537 *	41.86*	27.310	32.038	30.326		12	1'54.630	26.318	25.487	31.494	31.331	248.0
9	1'52.633	26.001	25.522	31.099	30.011	257.6	13	1'52.766	26.315	25.593	30.938	29.920	248.0
10	1'52.487	26.069	25.591	30.904	29.923	255.6	14	1'53.145	26.378	25.494	31.028	30.245	249.3
11	1'52.225	25.776	25.456	30.926	30.067	257.6	15	1'53.092	26.308	25.514	31.294	29.976	248.6
12	1'51.839	25.733	25.467	30.888	29.751	256.3	16	2'00.829	26.119	25.282	37.969	31.459	249.3
13	1'51.279	25.650	25.170	30.779	29.680	257.0	17	1'52.966	26.135	25.591	31.188	30.052	247.4
<b>2nd 40 Hector GARZO</b> Flexbox HP 40 SPA													
			Runs=1	Total laps=21	Full laps=16								
1	3'19.257	41.068	33.780	37.788	35.004		18	1'51.904	25.913	25.350	30.970	29.671	248.6
2	2'04.607	29.401	28.086	34.481	32.639	225.6	19	1'52.228	25.858	25.389	31.105	29.876	251.1
3	2'00.185 *	27.646	26.924	33.901	31.714	237.9	20	1'52.047	26.049	25.354	30.885	29.759	251.1
4	1'56.618	27.543	26.252	32.349	30.474	240.2	21	1'51.535	25.855	25.268	30.864	29.548	248.6
5	1'56.668	26.694	25.960	32.997	31.017	242.0							
6	1'57.895	28.258	26.342	32.650	30.645	234.0							
7	1'54.951	26.651	25.984	32.144	30.172	239.1							
8	1'53.913 *	26.662	25.759	31.694	29.798	246.2							
9	1'59.422	28.232	28.207	32.214	30.769	240.2							
10	1'55.100	27.075	25.801	31.919	30.305	238.5							
11	1'53.105 *	26.204	25.531	31.373	29.997	245.6							
12	1'56.244 *	27.165	26.682	31.778	30.619	245.0							
13	1'53.255	26.549	25.636	31.351	29.719	242.0							
14	1'52.290	26.027	25.289	31.115	29.859	249.9							
15	1'52.400	26.378	25.427	31.094	29.501	251.1							
16	1'56.623	26.194	28.227	32.333	29.869	251.1							
17	1'51.635	26.048	25.248	31.031	29.308	247.4							
18	1'56.432	27.088	25.968	32.631	30.745	250.5							
19	1'52.022	26.086	25.512	30.740	29.684	249.3							
20	1'51.650	25.910	25.230	30.864	29.646	248.0							
21	1'51.532	26.086	25.170	30.867	29.409	250.5							
<b>4th 16 Joe ROBERTS</b> Tennor American Raci USA													
			Runs=2	Total laps=16	Full laps=9								
1	2'39.032	37.791	30.584	35.505	33.675		10	10'36.006	41.659	28.358	33.199	31.449	
2	2'00.966	28.541	27.417	33.632	31.376	248.0	11	1'55.172	27.204	26.030	31.742	30.196	251.8
3	1'58.788 *	27.297	26.826	33.508	31.157	253.0	12	1'52.516	26.289	25.388	31.074	29.765	255.0
4	1'56.146 *	26.946	26.182	32.225	30.793	253.0	13	1'52.322	26.261	25.247	31.142	29.672	252.4
5	1'55.303	26.746	26.029	32.020	30.508	253.7	14	1'51.829	25.947	25.189	31.012	29.681	255.0
6	1'54.069 *	26.548	25.745	31.613	30.163	255.0	15	1'53.261	26.079	25.308	31.762	30.112	255.6
7	1'53.476	26.350	25.354	31.484	30.288	255.0	16	4'44.731 P	2'52.257	35.589	39.264	37.621	255.0
8	1'53.847	26.412	25.462	31.504	30.469	254.3							
9	2'02.155 P	27.963	26.498	32.700	34.994	234.6							
<b>5th 96 Jake DIXON</b> Petronas Sprinta Raci GBR													
			Runs=1	Total laps=15	Full laps=9								
1	3'31.796	37.734	30.103	34.089	32.977								
2	1'59.497 *	27.999	26.930	32.772	31.796	248.0							
3	1'55.872 *	27.082	26.273	31.848	30.669	252.4							
4	1'55.199	27.155	26.215	31.411	30.418	254.3							
5	1'55.763	26.667	26.504	31.733	30.859	252.4							
6	1'54.781	26.699	26.135	31.666	30.281	253.7							
<b>3rd 7 Lorenzo BALDA</b> Flexbox HP 40 ITA													
			Runs=1	Total laps=21	Full laps=17								
1	3'01.805	39.187	30.623	35.926	32.970								
2	1'59.570	28.245	27.069	32.924	31.332	246.2							
3	1'58.668 *	27.082	26.678	33.009	31.899	247.4							

**Fastest Lap:** Kasma DANIEL Onexox TKKR SAG T MAL 1'51.279 25.650 25.170 30.779 29.680

These data/results cannot be reproduced, stored and/or transmitted in whole or in part by any manner of electronic, mechanical, photocopying, recording, broadcasting or otherwise now known or herein after developed without the previous express consent by the copyright owner, except for reproduction in daily press and regular printed publications on sale to the public within 60 days of the event related to those data/results and always provided that copyright symbol appears together as follows below.  
 © DORNA, 2020



# Free Practice Nr. 1

# Moto2

Lap	Lap Time	T1	T2	T3	T4	Speed	Lap	Lap Time	T1	T2	T3	T4	Speed
7	<b>1'53.975</b>	26.310	26.118	31.484	30.063	253.7	5	<b>1'55.656</b>	27.049	26.193	32.003	30.411	251.1
8	1'53.313 *	26.489	25.783	31.107	29.934	253.0	6	<b>1'56.033</b>	26.708	26.362	32.231	30.732	254.3
9	<b>1'52.417</b>	26.007	25.585	31.021	29.804	253.0	7	<b>1'55.223</b>	26.616	25.925	31.920	30.762	255.6
10	<b>1'52.678</b>	25.889	25.767	31.010	30.012	251.1	8	1'55.162 *	27.016	25.926	31.694	30.526	252.4
11	<b>1'53.606</b>	26.028	26.046	31.427	30.105	252.4	9	<b>1'54.049</b>	26.305	25.524	31.590	30.630	255.0
12	1'54.443 *	26.000	25.580	30.957	31.906	250.5	10	<b>1'57.892</b>	26.698	26.734	33.438	31.022	255.0
13	<b>1'52.623</b>	26.139	25.627	31.058	29.799	251.8	11	1'55.327 *	26.492	25.783	31.859	31.193	253.7
14	1'51.851	25.891	25.489	31.049	29.422	252.4	12	<b>1'54.122</b>	26.479	25.620	31.283	30.740	253.0
15	1'57.178 P	26.156	25.683	31.610	33.729	252.4	13	<b>1'53.653</b>	26.465	25.742	31.158	30.288	253.7

**6th 88 Jorge MARTIN** Red Bull KTM Ajo SPA  
Runs=2 Total laps=16 Full laps=11

1	2'54.896	37.795	30.217	34.457	34.296	
2	<b>2'01.893</b>	28.572	27.604	33.469	32.248	246.8
3	2'00.092 *	27.694	27.187	33.409	31.802	252.4
4	<b>1'57.359</b>	27.395	26.425	32.341	31.198	237.4
5	<b>1'55.119</b>	26.771	26.202	31.703	30.443	253.0
6	1'54.863 *	26.683	26.004	31.739	30.437	256.3
7	<b>1'53.706</b>	26.343	25.807	31.486	30.070	256.3
8	<b>1'53.204</b>	26.328	25.546	31.170	30.160	255.6
9	2'00.746 P	26.457	28.122	32.445*	33.722	257.0
10	10'29.582	36.851	27.708	32.710	31.848	
11	<b>1'55.362</b>	27.088	26.118	31.598	30.558	251.1
12	<b>1'52.391</b>	25.949	25.565	31.068	29.809	254.3
13	1'51.912	25.756	25.382	30.911	29.863	257.0
14	<b>1'52.589</b>	25.934	25.275	31.202	30.178	255.6
15	<b>2'02.220</b>	28.220	25.907	37.349	30.744	255.6
16	<b>1'52.594</b>	26.024	25.416	31.224	29.930	255.6

**7th 72 Marco BEZZECCHI** SKY Racing Team VR ITA  
Runs=2 Total laps=18 Full laps=10

1	2'40.351	40.207	31.668	36.916	33.934	
2	<b>2'00.395</b>	28.536	27.368	33.212	31.279	245.6
3	1'56.810 *	27.057	26.599	32.777	30.377	258.3
4	1'55.742 *	26.408	26.483	31.839	31.012	259.6
5	<b>1'53.871</b>	26.562	25.928	31.383	29.998	255.0
6	1'54.175 *	26.714	25.913	31.424	30.124	257.6
7	<b>1'54.414</b>	26.464	26.242	31.460	30.248	259.6
8	<b>1'54.399</b>	26.699	25.952	31.523	30.225	260.3
9	1'53.414 *	26.187	25.644	31.257	30.326	259.0
10	1'59.032 P	26.465	26.363	32.351	33.853	257.0
11	8'29.465	39.513	29.812	33.232	31.832	
12	<b>1'55.513</b>	27.440	26.274	31.592	30.207	255.6
13	<b>1'53.301</b>	26.338	25.699	31.321	29.943	257.6
14	<b>1'53.006</b>	26.158	25.751	31.105	29.992	257.6
15	1'58.264 *	26.415	25.836	32.576*	33.437	257.6
16	<b>1'53.164</b>	26.400	25.499	31.292	29.973	259.6
17	1'52.206	26.250	25.312	30.954	29.690	259.0
18	<b>1'52.473</b>	26.188	25.272	31.149	29.864	258.3

**8th 12 Thomas LUTHI** Liqui Moly Intact GP SWI  
Runs=1 Total laps=21 Full laps=16

1	3'26.974	39.102	30.031	35.507	33.698	
2	2'02.057 *	28.595	27.913	33.282	32.267	242.0
3	1'58.337 *	27.327	26.744	32.920	31.346	251.8
4	<b>1'58.576</b>	27.349	26.846	33.064	31.317	255.6

14	<b>1'53.561</b>	26.301	25.542	31.394	30.324	253.0
15	<b>1'55.637</b>	26.377	26.098	32.211	30.951	254.3
16	<b>1'53.189</b>	26.368	25.866	30.982	29.973	251.8
17	<b>1'52.523</b>	26.044	25.576	30.850	30.053	253.7
18	<b>1'53.860</b>	26.247	25.651	31.109	30.853	253.7
19	<b>1'54.350</b>	26.294	25.678	32.209	30.169	252.4
20	1'52.238	26.113	25.528	30.860	29.737	255.0
21	<b>1'52.510</b>	25.945	25.519	31.096	29.950	254.3

**9th 11 Nicolò BULEGA** Federal Oil Gresini M ITA  
Runs=2 Total laps=19 Full laps=8

1	2'39.571	36.839	28.346	40.950	32.836	
2	<b>1'57.775</b>	26.860	26.984	32.811	31.120	248.6
3	1'55.802 *	26.329	26.615	32.270	30.588	248.0
4	1'54.830 *	26.251	26.176	32.080	30.323	253.7
5	<b>1'53.649</b>	26.086	25.918	31.521	30.124	253.0
6	1'53.828 *	26.273	25.705	31.422	30.428	252.4
7	<b>1'52.347</b>	25.618	25.772	31.132	29.825	253.7
8	<b>1'52.976</b>	25.814	25.877	31.260	30.025	255.0
9	1'53.054 *	26.068	25.807	31.363	29.816	254.3
10	1'52.259	25.782	25.497	31.035	29.945	254.3
11	<b>1'53.400</b>	26.018	26.019	31.183	30.180	255.0
12	1'54.288 *	26.057	26.340	31.406	30.485	254.3
13	1'54.173 *	26.412	26.102	31.154	30.505	255.0
14	<b>1'54.612</b>	26.668	26.306	31.373	30.265	252.4
15	1'57.251 P	26.099	26.240	31.389	33.523	253.0
16	5'47.450	35.699	27.705	32.048	30.355	
17	<b>1'52.951</b>	25.980	25.933	31.152	29.886	254.3
18	1'53.247 *	25.716	25.998	31.376	30.157	253.7
19	1'53.402 *	25.957	26.274	31.376	29.795	254.3

**10th 55 Hafizh SYAHRIN** Inde Aspar Team Mot MAL  
Runs=2 Total laps=16 Full laps=11

1	2'18.090	37.218	29.175	33.692	31.314	
2	<b>1'56.044</b>	26.812	26.317	32.121	30.794	251.1
3	<b>1'54.339</b>	26.372	26.149	31.653	30.165	253.0
4	1'53.323 *	25.924	25.661	31.742	29.996	254.3
5	<b>1'52.400</b>	25.630	25.566	31.449	29.755	253.7
6	5'03.261 P	3'12.179	35.837	39.955*	35.290	255.0
7	9'23.397	37.251	27.622	32.293	30.473	
8	<b>1'52.955</b>	25.984	25.715	31.285	29.971	253.7
9	<b>1'53.147</b>	25.840	25.684	31.522	30.101	255.0
10	<b>1'52.482</b>	25.960	25.573	31.114	29.835	253.7
11	<b>1'52.728</b>	26.053	25.470	31.261	29.944	254.3
12	<b>2'00.572</b>	25.914	25.870	31.469	37.319	253.7
13	<b>1'52.887</b>	25.887	25.663	31.394	29.943	255.0
14	2'00.095 *	26.194	25.910	37.514*	30.477	253.7

**Fastest Lap:** Kasma DANIEL Onexox TKKR SAG T MAL **1'51.279** 25.650 25.170 30.779 29.680

These data/results cannot be reproduced, stored and/or transmitted in whole or in part by any manner of electronic, mechanical, photocopying, recording, broadcasting or otherwise now known or herein after developed without the previous express consent by the copyright owner, except for reproduction in daily press and regular printed publications on sale to the public within 60 days of the event related to those data/results and always provided that copyright symbol appears together as follows below.  
© DORNA, 2020

# Free Practice Nr. 1

# Moto2




Lap	Lap Time	T1	T2	T3	T4	Speed	Lap	Lap Time	T1	T2	T3	T4	Speed
15	<b>1'52.677</b>	25.584	25.531	31.489	30.073	253.0	12	<b>1'54.045</b>	26.304	25.614	31.640	30.487	250.5
16	<b>1'52.373</b>	25.777	25.685	31.125	29.786	253.0	13	<b>1'53.633</b>	26.250	25.521	31.826	30.036	251.1
<b>11th 33 Enea BASTIANINI</b> Italtrans Racing Team ITA							<b>14th 87 Remy GARDNER</b> Onexox TKKR SAG T AUS						
Runs=2 Total laps=16 Full laps=12							Runs=2 Total laps=16 Full laps=9						
1	3'04.437	38.079	29.254	36.309	32.798		1	2'58.582	38.949	30.661	35.018	33.048	
2	<b>2'01.382</b>	28.762	27.523	33.529	31.568	228.7	2	<b>2'00.266</b>	28.462	27.600	32.757	31.447	235.1
3	1'58.024 *	27.355	26.812	32.788	31.069	253.0	3	1'57.999 *	27.115	26.845	32.828	31.211	253.7
4	<b>1'57.211</b>	27.375	26.814	32.388	30.634	255.6	4	<b>1'56.434</b>	27.006	26.312	32.351	30.765	251.1
5	<b>1'56.346</b>	27.239	26.468	32.317	30.322	<b>257.6</b>	5	<b>1'55.218</b>	26.843	26.289	31.744	30.342	253.0
6	<b>1'56.281</b>	27.510	26.165	31.979	30.627	257.6	6	1'56.497 *	28.247	26.168	31.970	30.112	<b>254.3</b>
7	<b>1'59.602</b>	26.932	25.899	35.750	31.021	257.6	7	<b>1'54.073</b>	26.614	25.607	31.528	30.324	253.0
8	<b>1'54.896</b>	27.024	25.772	31.920	30.180	257.0	8	<b>1'53.926</b>	26.497	<b>25.384</b>	32.011	30.034	252.4
9	<b>1'54.109</b>	26.677	25.793	31.540	30.099	257.0	9	<b>1'52.769</b>	26.033	25.525	31.475	<b>29.736</b>	252.4
10	<b>1'53.483</b>	26.439	25.674	<b>31.294</b>	30.076	255.6	10	2'10.792 P	26.281	30.107	36.651	37.753	251.8
11	2'00.428 P	27.948	26.442	32.367	33.671	255.6	11	10'35.914	41.258	28.747	33.367	31.364	
12	10'09.796	37.818	26.939	32.430	30.908		12	<b>1'55.624</b>	26.973	26.316	31.913	30.422	251.1
13	<b>1'54.145</b>	26.848	25.605	31.565	30.127	255.0	13	<b>1'53.661</b>	26.272	25.691	31.701	29.997	253.7
14	<b>1'53.271</b>	26.277	<b>25.329</b>	31.506	30.159	256.3	14	<b>1'52.851</b>	26.254	25.414	<b>31.171</b>	30.012	252.4
15	<b>1'53.017</b>	<b>26.110</b>	25.454	31.425	30.028	256.3	15	1'53.561 *	<b>25.941</b>	25.436	31.863	30.321	253.0
16	<b>1'52.596</b>	26.114	25.349	31.365	<b>29.768</b>	255.6	16	1'57.405 *	28.750	26.564	32.055	30.036	253.0
<b>12th 24 Simone CORSI</b> MV Agusta Forward R ITA							<b>15th 19 Lorenzo DALLA PO</b> Italtrans Racing Team ITA						
Runs=2 Total laps=18 Full laps=11							Runs=2 Total laps=14 Full laps=10						
1	3'18.404	40.094	31.299	36.794	34.277		1	3'18.764	39.477	31.165	37.122	34.032	
2	<b>2'05.479</b>	29.558	28.435	34.675	32.811	232.4	2	<b>5'25.561</b>	29.418	27.559	33.855	3'54.729	228.7
3	2'02.361 *	28.643	27.576	34.203	31.939	231.3	3	2'53.592 P	46.83 *	35.141			152.2
4	<b>1'58.892</b>	27.929	26.939	33.053	30.971	249.3	4	9'10.338	41.014	29.134	35.786	33.539	
5	<b>1'56.799</b>	27.177	26.410	32.649	30.563	<b>253.7</b>	5	2'02.597 *	30.05*	27.457	33.012	32.073	228.7
6	<b>1'55.965</b>	26.868	26.315	32.179	30.603	251.1	6	<b>1'59.363</b>	27.806	26.995	32.673	31.889	239.1
7	<b>1'56.279</b>	27.036	26.255	32.436	30.552	253.0	7	<b>1'56.230</b>	27.159	26.129	32.177	30.765	247.4
8	1'55.912 *	27.148	25.961	32.208	30.595	253.7	8	<b>1'57.065</b>	26.692	27.393	32.034	30.946	252.4
9	<b>1'54.516</b>	26.723	25.844	31.577	30.372	253.0	9	<b>1'55.024</b>	26.775	25.677	32.017	30.555	252.4
10	<b>1'57.800</b>	27.147	26.557	32.770	31.326	252.4	10	<b>1'54.632</b>	26.606	25.839	31.859	30.328	254.3
11	1'57.408 *	27.117	26.283	32.611	31.397	251.1	11	<b>1'54.280</b>	26.494	25.635	31.750	30.401	<b>255.6</b>
12	2'03.207 P	27.368	26.506	32.633	36.700	248.6	12	<b>1'53.595</b>	26.336	25.605	31.553	30.101	255.0
13	6'21.081	39.661	27.653	33.215	31.059		13	<b>1'52.917</b>	26.336	<b>25.458</b>	<b>31.160</b>	29.963	253.7
14	<b>1'55.769</b>	27.152	26.063	32.010	30.544	250.5	14	<b>1'52.807</b>	<b>26.128</b>	25.482	31.275	<b>29.922</b>	255.0
15	<b>1'53.647</b>	26.675	25.706	<b>31.293</b>	29.973	251.8	<b>13th 62 Stefano MANZI</b> MV Agusta Forward R ITA						
16	<b>1'54.258</b>	26.780	26.030	31.618	29.830	253.7	Runs=2 Total laps=17 Full laps=11						
17	<b>1'52.608</b>	<b>26.122</b>	<b>25.306</b>	31.445	<b>29.735</b>	251.8	1	2'58.324	40.918	31.649	36.088	33.918	
18	1'54.463 *	26.537	25.588	31.658	30.680	251.8	2	<b>2'01.931</b>	29.141	28.132	33.184	31.474	235.7
<b>13th 62 Stefano MANZI</b> MV Agusta Forward R ITA							<b>16th 45 Tetsuta NAGASHIM</b> Red Bull KTM Ajo JPN						
Runs=2 Total laps=17 Full laps=11							Runs=2 Total laps=13 Full laps=8						
1	2'58.324	40.918	31.649	36.088	33.918		1	3'04.104	37.081	30.899	35.138	34.379	
2	<b>2'01.931</b>	29.141	28.132	33.184	31.474	235.7	2	<b>2'01.367</b>	28.393	27.755	33.196	32.023	226.1
3	1'58.613 *	27.279	26.628	33.058	31.648	249.3	3	1'57.611 *	26.990	26.956	32.605	31.060	250.5
4	<b>1'56.844</b>	26.894	26.575	32.740	30.635	247.4	4	<b>1'56.282</b>	26.781	26.332	32.058	31.111	251.1
5	<b>1'55.384</b>	26.727	26.162	31.748	30.747	249.9	5	<b>1'56.903</b>	27.277	26.437	32.212	30.977	246.8
6	1'55.377 *	26.818	25.936	31.935	30.688	248.0	6	<b>1'56.508</b>	27.080	26.345	32.235	30.848	251.1
7	2'11.437 P	27.206	28.983	37.484*	37.764	250.5	7	<b>1'54.894</b>	26.651	25.874	31.838	30.531	252.4
8	8'55.422	39.120	27.679	33.204	32.125		8	<b>1'56.168</b>	27.455	26.359	31.646	30.708	<b>253.7</b>
9	1'56.962 *	27.46*	26.609	31.975	30.914	243.8	9	2'06.005 P	27.496	28.324	34.540	35.645	248.6
10	<b>1'54.759</b>	26.824	25.999	31.555	30.381	249.3	10	12'24.754	37.413	28.517	32.605	32.033	
11	<b>1'57.374</b>	26.572	25.747	34.663	30.392	250.5	11	<b>1'55.420</b>	27.463	25.919	31.577	30.461	243.8

**Fastest Lap:** Kasma DANIEL Onexox TKKR SAG T MAL **1'51.279** 25.650 25.170 30.779 29.680

These data/results cannot be reproduced, stored and/or transmitted in whole or in part by any manner of electronic, mechanical, photocopying, recording, broadcasting or otherwise now known or herein after developed without the previous express consent by the copyright owner, except for reproduction in daily press and regular printed publications on sale to the public within 60 days of the event related to those data/results and always provided that copyright symbol appears together as follows below.  
© DORNA, 2020

# Free Practice Nr. 1

# Moto2

Lap	Lap Time	T1	T2	T3	T4	Speed	Lap	Lap Time	T1	T2	T3	T4	Speed
12	1'52.898	26.149	25.536	31.061	30.152	251.8	3	1'59.491 *	27.959	26.734	33.125	31.673	245.6
13	1'57.192 P	26.364	25.562	31.247	34.019	252.4	4	1'58.620	28.009	26.513	32.936	31.162	244.4
<b>17th 23 Marcel SCHROTTE</b> Liqui Moly Intact GP GER							5	1'57.649	27.468	26.509	32.829	30.843	246.8
Runs=2 Total laps=11 Full laps=8							6	1'56.010	27.068	25.962	32.442	30.538	251.1
1	7'21.257 P	40.356	29.223	34.540	4'26.739		7	1'54.941	26.767	25.666	32.151	30.357	253.0
2	16'38.463	41.105	29.611	35.447	33.310		8	1'55.568 *	26.713	26.049	32.266	30.540	254.3
3	2'00.152 *	28.195	27.086	32.993	31.878	239.1	9	1'54.550	26.508	25.613	32.129	30.300	253.7
4	2'00.372	27.389	26.652	34.746	31.585	246.2	10	1'54.304	26.596	25.417	32.075	30.216	253.0
5	1'57.637	27.285	26.568	32.846	30.938	250.5	11	1'53.173	26.285	25.515	31.432	29.941	252.4
6	1'55.745	26.894	26.408	31.835	30.608	249.9	12	1'56.477 P	26.241	25.564	31.481	33.191	254.3
7	1'54.498	26.439	26.033	31.573	30.453	253.7	13	10'10.309	41.035	30.058	35.066	33.021	
8	1'54.334	26.243	25.983	31.773	30.335	252.4	14	1'57.667	27.559	26.696	32.632	30.780	249.9
9	1'53.236	26.255	25.842	31.096	30.043	249.9	15	1'54.446	26.401	25.766	32.088	30.191	253.7
10	1'54.147	26.248	25.590	32.085	30.224	252.4	16	1'53.687	26.335	25.627	31.532	30.193	253.0
11	1'52.921	26.045	25.743	31.297	29.836	252.4	<b>21st 97 Xavi VIERGE</b> Petronas Sprinta Raci SPA						
Runs=2 Total laps=15 Full laps=10							1	3'25.386	39.209	29.364	36.025	33.284	
1	2'56.443	40.075	31.379	35.611	33.647		2	2'02.504 *	29.303	28.396	33.444	31.361	239.7
unfinished	28.762	27.457			239.7		3	1'58.686 *	27.491	26.834	33.361	31.000	253.0
2	2'17.623	40.777	29.872	34.373	32.601		4	1'57.772	28.026	26.641	32.524	30.581	247.4
3	2'07.120	28.230	27.409	39.270	32.211	246.8	5	1'56.796	27.273	26.413	32.450	30.660	252.4
4	1'58.804	27.963	26.973	32.684	31.184	251.1	6	1'56.189	27.035	26.301	32.339	30.514	253.0
5	1'56.972 *	27.618	25.987	32.354	31.013	251.8	7	1'54.866	26.748	25.888	32.013	30.217	254.3
6	1'57.408 *	27.388	26.121	32.227	31.672	252.4	8	1'54.742 *	26.581	25.672	32.152	30.337	254.3
7	1'55.136	27.090	25.785	31.801	30.460	251.1	9	1'54.870	26.354	26.115	31.912	30.489	253.7
8	1'56.045	26.722	25.962	31.479	31.882	251.8	10	2'00.066 P	26.496	26.127	32.114	35.329	251.1
9	1'54.537	26.686	25.505	31.766	30.580	250.5	11	9'32.767	39.573	28.077	38.685	31.473	
10	1'53.712	26.622	25.654	31.404	30.032	251.8	12	1'54.853	26.896	26.022	31.796	30.139	251.1
11	1'53.399	26.298	25.378	31.774	29.949	252.4	13	1'53.500	26.361	25.552	31.491	30.096	251.8
12	1'52.937	26.077	25.336	31.202	30.322	251.8	14	2'02.262	26.258	32.621	32.995	30.388	252.4
13	1'53.438 *	26.234	25.337	31.765	30.102	249.3	15	1'53.698	26.343	25.808	31.579	29.968	252.4
14	1'57.536 *	26.524	25.722	32.995	32.295	253.7	16	1'53.255	26.156	25.666	31.301	30.132	252.4
<b>18th 9 Jorge NAVARRO</b> Termozeta Speed Up SPA							<b>22nd 57 Edgar PONS</b> Federal Oil Gresini M SPA						
Runs=2 Total laps=15 Full laps=10							Runs=2 Total laps=18 Full laps=11						
1	2'56.443	40.075	31.379	35.611	33.647		1	3'46.144	37.993	29.817	34.314	33.336	
unfinished	28.762	27.457			239.7		2	2'02.542 *	28.825	28.148	33.265	32.304	222.0
2	2'17.623	40.777	29.872	34.373	32.601		3	2'00.719 *	27.568	27.478	33.455	32.218	242.0
3	2'07.120	28.230	27.409	39.270	32.211	246.8	4	1'59.169	27.124	27.193	32.859	31.993	243.8
4	1'58.804	27.963	26.973	32.684	31.184	251.1	5	1'59.004	27.279	27.188	32.632	31.905	249.3
5	1'56.972 *	27.618	25.987	32.354	31.013	251.8	6	1'57.880	26.875	26.850	32.400	31.755	249.9
6	1'57.408 *	27.388	26.121	32.227	31.672	252.4	7	1'57.295	26.721	26.787	32.520	31.267	250.5
7	1'55.136	27.090	25.785	31.801	30.460	251.1	8	1'57.557 *	26.819	26.687	32.449	31.602	251.1
8	1'56.045	26.722	25.962	31.479	31.882	251.8	9	1'57.817	26.747	26.504	32.849	31.717	242.6
9	1'54.537	26.686	25.505	31.766	30.580	250.5	10	1'56.830	26.697	26.678	32.284	31.171	250.5
10	1'53.712	26.622	25.654	31.404	30.032	251.8	11	1'56.127	26.189	26.338	32.158	31.442	251.1
11	1'53.399	26.298	25.378	31.774	29.949	252.4	12	2'00.612 *	26.460	29.928	32.657	31.567	251.1
12	1'52.937	26.077	25.336	31.202	30.322	251.8	13	2'04.440 P	26.608	26.197	33.136	38.499	248.0
13	1'53.438 *	26.234	25.337	31.765	30.102	249.3	14	6'16.850	36.509	28.884	34.039	34.353	
14	1'57.536 *	26.524	25.722	32.995	32.295	253.7	15	1'55.292	26.760	26.042	31.779	30.711	246.8
<b>19th 22 Sam LOWES</b> EG 0,0 Marc VDS GBR							16	1'53.499	26.056	25.691	31.286	30.466	253.0
Runs=2 Total laps=14 Full laps=8							17	1'54.715	26.050	25.878	31.591	31.196	249.3
1	3'26.705	39.283	29.505	35.024	33.216		18	1'55.688	25.978	25.695	31.468	32.547	249.9
2	2'00.032 *	28.555	27.677	32.704	31.096	236.8	<b>20th 37 Augusto FERNAND</b> EG 0,0 Marc VDS SPA						
3	1'57.678 *	27.387	26.109	33.066	31.116	253.0	Runs=2 Total laps=16 Full laps=11						
4	1'54.428	26.885	25.831	31.564	30.148	253.0	1	3'08.956	38.516	31.608	36.244	33.506	
5	1'53.586	26.245	25.627	31.471	30.243	253.0	2	2'02.230	28.813	27.688	33.927	31.802	237.9
6	1'53.315	26.319	25.359	31.144	30.493	251.8	<b>Fastest Lap:</b> Kasma DANIEL Onexox TKKR SAG T MAL 1'51.279 25.650 25.170 30.779 29.680						
7	1'52.942	26.166	25.706	31.188	29.882	253.0	These data/results cannot be reproduced, stored and/or transmitted in whole or in part by any manner of electronic, mechanical, photocopying, recording, broadcasting or otherwise now known or herein after developed without the previous express consent by the copyright owner, except for reproduction in daily press and regular printed publications on sale to the public within 60 days of the event related to those data/results and always provided that copyright symbol appears together as follows below.						
8	2'04.188 P	28.659	26.909	33.519	35.101	255.6	© DORNA, 2020						
9	12'01.246	40.142	29.027	33.690	31.473		Official MotoGP Timing by TISSOT						
10	1'54.809	26.790	25.964	31.807	30.248	249.3	www.motogp.com						
11	1'53.547	26.132	25.716	31.320	30.379	252.4	Le Mans, Friday, October 09, 2020						
12	1'53.268	26.415	25.702	31.209	29.942	252.4	Page 4 of 5						
13	1'53.722	26.109	25.753	31.578	30.282	251.1	  						
14	2'59.208 P	26.037	25.741		252.4								

**Fastest Lap:** Kasma DANIEL Onexox TKKR SAG T MAL 1'51.279 25.650 25.170 30.779 29.680

These data/results cannot be reproduced, stored and/or transmitted in whole or in part by any manner of electronic, mechanical, photocopying, recording, broadcasting or otherwise now known or herein after developed without the previous express consent by the copyright owner, except for reproduction in daily press and regular printed publications on sale to the public within 60 days of the event related to those data/results and always provided that copyright symbol appears together as follows below.  
© DORNA, 2020

Official MotoGP Timing by TISSOT  
www.motogp.com

Le Mans, Friday, October 09, 2020

Page 4 of 5



## Free Practice Nr. 1

Moto2

Lap	Lap Time	T1	T2	T3	T4	Speed	Lap	Lap Time	T1	T2	T3	T4	Speed	
<b>23rd</b>	<b>21</b>	<b>Fabio DI GIANNANT</b> Termozeta Speed Up ITA						5	<b>2'01.443</b>	27.632	27.607	33.876	32.328	248.0
		Runs=1	Total laps=11	Full laps=7			6	<b>1'59.788</b>	27.341	27.174	33.338	31.935	249.3	
1	2'53.550	39.447	30.630	35.359	33.924		7	<b>1'59.046</b>	27.086	27.224	33.147	31.589	249.9	
2	<b>2'02.766</b>	28.271	28.177	33.670	32.648	244.4	8	1'59.108 *	27.219	27.009	33.200	31.680	249.3	
3	2'03.127 *	27.294	27.477	36.018	32.338	252.4	9	<b>2'00.121</b>	27.329	27.041	33.095	32.656	<b>251.8</b>	
4	<b>1'58.576</b>	27.199	26.729	33.541	31.107	255.0	10	<b>1'57.816</b>	27.085	26.905	32.554	31.272	250.5	
5	<b>1'57.315</b>	26.987	26.612	32.717	30.999	254.3	11	1'56.973 *	27.015	26.624	32.283	31.051	247.4	
6	<b>1'56.499</b>	26.940	26.244	32.398	30.917	<b>255.6</b>	12	2'02.893 P	27.305	26.585	33.989	35.014	249.9	
7	<b>1'55.632</b>	26.560	26.233	32.337	30.502	254.3	13	9'36.203	36.652	28.224	33.433	32.391		
8	2'14.466 *	28.09*	31.187	38.970	36.215	255.6	14	<b>1'58.741</b>	27.473	27.158	32.803	31.307	243.8	
9	<b>1'55.299</b>	26.818	26.079	32.047	30.355	254.3	15	1'57.110 *	27.134	26.664	32.359	<b>30.953</b>	249.3	
10	<b>1'54.035</b>	<b>26.387</b>	25.827	31.590	<b>30.231</b>	254.3	16	<b>1'56.725</b>	<b>26.914</b>	<b>26.491</b>	<b>32.282</b>	31.038	250.5	
	unfinished	26.397	<b>25.678</b>	<b>31.487</b>		255.0								

Lap	Lap Time	T1	T2	T3	T4	Speed	
<b>24th</b>	<b>10</b>	<b>Luca MARINI</b> SKY Racing Team VR ITA					
		Runs=2	Total laps=8	Full laps=7			
	unfinished						
1	2'32.377	43.276	34.522	37.714	36.865		
2	<b>2'11.147</b>	31.996	30.160	34.705	34.286	232.9	
3	<b>2'03.576</b>	30.255	27.602	33.643	32.076	234.6	
4	<b>2'00.327</b>	28.769	26.982	32.555	32.021	251.1	
5	<b>1'57.806</b>	27.948	26.217	32.346	31.295	251.8	
6	<b>1'57.622</b>	28.429	<b>26.049</b>	32.067	31.077	232.9	
7	<b>1'55.032</b>	<b>27.304</b>	26.109	<b>31.344</b>	<b>30.275</b>	<b>253.0</b>	

Lap	Lap Time	T1	T2	T3	T4	Speed	
<b>25th</b>	<b>42</b>	<b>Marcos RAMIREZ</b> Tennor American Raci SPA					
		Runs=2	Total laps=15	Full laps=6			
1	2'24.855	39.156	29.052	35.005	33.607		
2	<b>2'00.539</b>	28.872	27.155	32.950	31.562	236.8	
3	2'15.816 *	35.649	28.058	39.155*	32.954	236.3	
4	1'58.746 *	27.731	26.810	32.813	31.392	235.7	
5	<b>1'58.146</b>	27.406	26.690	32.791	31.259	246.8	
6	2'12.683 P	28.68*	28.843	36.082	39.071	246.8	
7	8'47.270	39.659	29.515	34.472	37.943		
8	2'00.498 *	28.652	27.079	32.950	31.817	237.9	
9	1'59.794 *	27.909	26.625	32.488	32.772	245.0	
10	<b>1'57.212</b>	27.600	26.277	32.282	31.053	246.2	
11	<b>1'55.598</b>	<b>27.041</b>	26.069	31.687	<b>30.801</b>	<b>251.8</b>	
12	2'07.111 *	27.09*	33.878	34.716	31.423	250.5	
13	<b>1'56.124</b>	27.173	25.967	32.055	30.929	249.9	
14	<b>1'56.113</b>	27.222	<b>25.844</b>	<b>31.685</b>	31.362	250.5	
15	2'04.042 P	27.134	25.872			251.1	

Lap	Lap Time	T1	T2	T3	T4	Speed	
<b>26th</b>	<b>44</b>	<b>Aron CANET</b> Inde Aspar Team Mot SPA					
		Runs=1	Total laps=4	Full laps=2			
1	12'16.555	38.724	29.168	34.728	32.798		
2	<b>1'58.333</b>	27.650	26.856	32.728	<b>31.099</b>	248.6	
3	<b>1'56.515</b>	<b>27.096</b>	26.026	<b>32.248</b>	31.145	<b>252.4</b>	
4	2'06.840 P	27.372	<b>25.812</b>	37.716	35.940	249.3	

Lap	Lap Time	T1	T2	T3	T4	Speed	
<b>27th</b>	<b>64</b>	<b>Bo BENDSNEYDER</b> NTS RW Racing GP NED					
		Runs=2	Total laps=16	Full laps=8			
1	3'24.449	38.387	31.503	37.492	34.555		
2	2'06.662 *	29.783	29.171	34.755	32.953	229.7	
3	2'05.466 *	28.037	27.761	36.051	33.617	245.0	
4	<b>2'02.570</b>	27.902	27.789	33.909	32.970	249.3	

**Fastest Lap:** Kasma DANIEL Onexox TKKR SAG T MAL **1'51.279** 25.650 25.170 30.779 29.680

These data/results cannot be reproduced, stored and/or transmitted in whole or in part by any manner of electronic, mechanical, photocopying, recording, broadcasting or otherwise now known or herein after developed without the previous express consent by the copyright owner, except for reproduction in daily press and regular printed publications on sale to the public within 60 days of the event related to those data/results and always provided that copyright symbol appears together as follows below.  
© DORNA, 2020

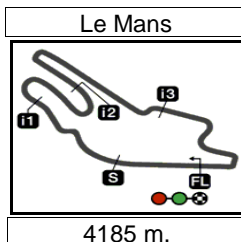
Official MotoGP Timing by TISSOT  
www.motogp.com

Le Mans, Friday, October 09, 2020

Page 5 of 5

*moto2*





Results and timing service provided by **TISSOT**

# SHARK HELMETS GRAND PRIX DE FRANCE

## Free Practice Nr. 1

### Best Partial Times

**Moto2™**

*IT* Ideal Lap Time, sum of the best partial times

*BT* Best Lap Time

<i>T1</i>		<i>T2</i>		<i>T3</i>		<i>T4</i>				<i>IT</i>	<i>BT</i>	
Pos	Rider	Time	Rider	Time	Rider	Time	Rider	Time	Pos	Rider		
1	H.SYHRIN	25.584	H.GARZO	25.170	H.GARZO	30.740	H.GARZO	29.308	1	H.GARZO	1'51.128	1'51.532 (2)
2	N.BULEGA	25.618	K.DANIEL	25.170	K.DANIEL	30.779	J.DIXON	29.422	2	K.DANIEL	1'51.279	1'51.279 (1)
3	K.DANIEL	25.650	J.ROBERTS	25.189	T.LUTHI	30.850	L.BALDASSARRI	29.548	3	L.BALDASSARRI	1'51.535	1'51.535 (3)
4	J.MARTIN	25.756	S.MANZI	25.224	L.BALDASSARRI	30.864	J.ROBERTS	29.672	4	J.MARTIN	1'51.751	1'51.912 (6)
5	L.BALDASSARRI	25.855	L.BALDASSARRI	25.268	J.MARTIN	30.911	K.DANIEL	29.680	5	J.DIXON	1'51.757	1'51.851 (5)
6	J.DIXON	25.889	M.BEZZECCHI	25.272	M.BEZZECCHI	30.954	M.BEZZECCHI	29.690	6	J.ROBERTS	1'51.820	1'51.829 (4)
7	S.MANZI	25.891	J.MARTIN	25.275	J.DIXON	30.957	S.CORSI	29.735	7	H.SYHRIN	1'51.923	1'52.373 (10)
8	H.GARZO	25.910	S.CORSI	25.306	J.ROBERTS	31.012	R.GARDNER	29.736	8	N.BULEGA	1'51.945	1'52.259 (9)
9	R.GARDNER	25.941	E.BASTIANINI	25.329	N.BULEGA	31.035	T.LUTHI	29.737	9	T.LUTHI	1'52.051	1'52.238 (8)
10	T.LUTHI	25.945	J.NAVARRO	25.336	T.NAGASHIMA	31.061	H.SYHRIN	29.755	10	M.BEZZECCHI	1'52.074	1'52.206 (7)
11	J.ROBERTS	25.947	S.LOWES	25.359	M.SCHROTTER	31.096	E.BASTIANINI	29.768	11	R.GARDNER	1'52.232	1'52.769 (14)
12	E.PONS	25.978	R.GARDNER	25.384	H.SYHRIN	31.114	N.BULEGA	29.795	12	S.MANZI	1'52.415	1'52.693 (13)
13	S.LOWES	26.037	A.FERNANDEZ	25.417	S.LOWES	31.144	J.MARTIN	29.809	13	S.LOWES	1'52.422	1'52.942 (19)
14	M.SCHROTTER	26.045	L.DALLA PORTA	25.458	L.DALLA PORTA	31.160	S.MANZI	29.833	14	S.CORSI	1'52.456	1'52.608 (12)
15	J.NAVARRO	26.077	H.SYHRIN	25.470	R.GARDNER	31.171	M.SCHROTTER	29.836	15	E.BASTIANINI	1'52.501	1'52.596 (11)
16	E.BASTIANINI	26.110	J.DIXON	25.489	J.NAVARRO	31.202	S.LOWES	29.882	16	J.NAVARRO	1'52.564	1'52.937 (18)
17	S.CORSI	26.122	N.BULEGA	25.497	E.PONS	31.286	L.DALLA PORTA	29.922	17	M.SCHROTTE	1'52.567	1'52.921 (17)
18	L.DALLA PORTA	26.128	T.LUTHI	25.519	S.CORSI	31.293	A.FERNANDEZ	29.941	18	L.DALLA POR	1'52.668	1'52.807 (15)
19	T.NAGASHIMA	26.149	T.NAGASHIMA	25.536	E.BASTIANINI	31.294	J.NAVARRO	29.949	19	T.NAGASHIMA	1'52.898	1'52.898 (16)
20	X.VIERGE	26.156	X.VIERGE	25.552	X.VIERGE	31.301	X.VIERGE	29.968	20	X.VIERGE	1'52.977	1'53.255 (21)
21	M.BEZZECCHI	26.158	M.SCHROTTER	25.590	L.MARINI	31.344	T.NAGASHIMA	30.152	21	A.FERNANDEZ	1'53.031	1'53.173 (20)
22	A.FERNANDEZ	26.241	F.DI GIANNANTO	25.678	A.FERNANDEZ	31.432	F.DI GIANNANTO	30.231	22	E.PONS	1'53.421	1'53.499 (22)
23	F.DI GIANNANTO	26.387	E.PONS	25.691	S.MANZI	31.467	L.MARINI	30.275	23	F.DI GIANNAN	1'53.783	1'54.035 (23)
24	B.BENDSNEYDE	26.914	A.CANET	25.812	F.DI GIANNANTO	31.487	E.PONS	30.466	24	L.MARINI	1'54.972	1'55.032 (24)


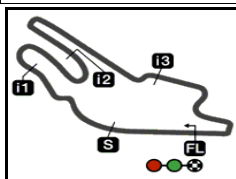
These data/results cannot be reproduced, stored and/or transmitted in whole or in part by any manner of electronic, mechanical, photocopying, recording, broadcasting or otherwise now known or herein after developed without the previous express consent by the copyright owner, except for reproduction in daily press and regular printed publications on sale to the public within 60 days of the event related to those data/results and always provided that copyright symbol appears together as follows below.  
© DORNA, 2020

Official MotoGP Timing by **TISSOT**  
www.motogp.com





Le Mans

Results and timing service provided by  **TISSOT**

4185 m.

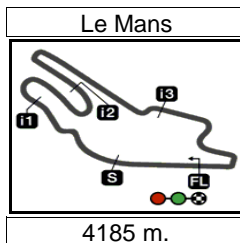
**SHARK HELMETS GRAND PRIX DE FRANCE****Free Practice Nr. 1****Best Partial Times****Moto2™***IT* Ideal Lap Time, sum of the best partial times*BT* Best Lap Time

<b>T1</b>		<b>T2</b>		<b>T3</b>		<b>T4</b>				<i>IT</i>	<i>BT</i>	
<i>Pos</i>	<i>Rider</i>	<i>Time</i>	<i>Rider</i>	<i>Time</i>	<i>Rider</i>	<i>Time</i>	<i>Rider</i>	<i>Time</i>	<i>Pos</i>	<i>Rider</i>		
25	M.RAMIREZ	27.041	M.RAMIREZ	25.844	M.RAMIREZ	31.685	M.RAMIREZ	30.801	25	<b>M.RAMIREZ</b>	1'55.371	1'55.598 (25)
26	<b>A.CANET</b>	<b>27.096</b>	<b>L.MARINI</b>	<b>26.049</b>	<b>P.BIESIEKIRSKI</b>	<b>31.885</b>	<b>B.BENDSNEYDE</b>	<b>30.953</b>	26	<b>A.CANET</b>	1'56.255	1'56.515 (26)
27	L.MARINI	27.304	B.BENDSNEYDE	26.491	A.CANET	32.248	A.CANET	31.099	27	<b>B.BENDSNEY</b>	1'56.640	1'56.725 (27)
28	<b>P.BIESIEKIRSKI</b>	<b>27.461</b>	<b>P.BIESIEKIRSKI</b>	<b>26.859</b>	<b>B.BENDSNEYDE</b>	<b>32.282</b>	<b>P.BIESIEKIRSKI</b>	<b>31.213</b>	28	<b>P.BIESIEKIRS</b>	1'57.418	1'57.968 (28)
29	S.CHANTRA	28.307	S.CHANTRA	27.081	S.CHANTRA	32.285	S.CHANTRA	31.287	29	<b>S.CHANTRA</b>	1'58.960	(-1)
30	<b>A.IZDIHAR</b>	<b>28.835</b>	<b>A.IZDIHAR</b>	<b>27.571</b>	<b>A.IZDIHAR</b>	<b>32.571</b>	<b>A.IZDIHAR</b>	<b>33.612</b>	-1	<b>A.IZDIHAR</b>		(-1)

These data/results cannot be reproduced, stored and/or transmitted in whole or in part by any manner of electronic, mechanical, photocopying, recording, broadcasting or otherwise now known or herein after developed without the previous express consent by the copyright owner, except for reproduction in daily press and regular printed publications on sale to the public within 60 days of the event related to those data/results and always provided that copyright symbol appears together as follows below.  
© DORNA, 2020

Official MotoGP Timing by **TISSOT**  
www.motogp.com





Results and timing service provided by TISSOT

Moto2™

**SHARK HELMETS GRAND PRIX DE FRANCE**  
**Free Practice Nr. 1**  
**Fastest Laps Sequence**

<i>Practice Time</i>	<i>Rider</i>	<i>Nation</i>	<i>Motorcycle</i>	<i>Time</i>	<i>Km/h</i>	<i>Rider's Lap</i>
4'14.134	55 Hafizh SYHRIN	MAL	SPEED UP	1'56.044	129.8	2
6'08.473	55 Hafizh SYHRIN	MAL	SPEED UP	1'54.339	131.7	3
9'54.196	55 Hafizh SYHRIN	MAL	SPEED UP	1'52.400	134.0	5
14'07.802	11 Nicolò BULEGA	ITA	KALEX	1'52.347	134.1	7
19'46.091	11 Nicolò BULEGA	ITA	KALEX	1'52.259	134.2	10
28'17.814	96 Jake DIXON	GBR	KALEX	1'51.851	134.6	14
34'14.168	40 Hector GARZO	SPA	KALEX	1'51.635	134.9	17
40'01.910	99 Kasma DANIEL	MAL	KALEX	1'51.279	135.3	13

These data/results cannot be reproduced, stored and/or transmitted in whole or in part by any manner of electronic, mechanical, photocopying, recording, broadcasting or otherwise now known or herein after developed without the previous express consent by the copyright owner, except for reproduction in daily press and regular printed publications on sale to the public within 60 days of the event related to those data/results and always provided that copyright symbol appears together as follows below.

© DORNA, 2020

Official MotoGP Timing by TISSOT  
 www.motogp.com

Le Mans, Friday, October 09, 2020

