


4185 m.

## SHARK HELMETS GRAND PRIX DE FRANCE

## Free Practice Nr. 2

## Classification

6

	Rider	Nation	Team	Motorcycle	Time	Lap Total	Gap	Top Speed
1	96 Jake DIXON	GBR	Petronas Sprinta Racing	KALEX	<b>1'37.713</b>	17 19		<b>260.3</b>
2	88 Jorge MARTIN	SPA	Red Bull KTM Ajo	KALEX	<b>1'37.762</b>	18 19	0.049 0.049	<b>264.5</b>
3	72 Marco BEZZECCHI	ITA	SKY Racing Team VR46	KALEX	<b>1'38.017</b>	18 20	0.304 0.255	<b>265.2</b>
4	22 Sam LOWES	GBR	EG 0,0 Marc VDS	KALEX	<b>1'38.155</b>	17 19	0.442 0.138	<b>262.4</b>
5	37 Augusto FERNANDEZ	SPA	EG 0,0 Marc VDS	KALEX	<b>1'38.185</b>	19 20	0.472 0.030	<b>261.0</b>
6	9 Jorge NAVARRO	SPA	Termozeta Speed Up	SPEED UP	<b>1'38.221</b>	17 17	0.508 0.036	<b>261.0</b>
7	44 Aron CANET	SPA	Inde Aspar Team Moto2	SPEED UP	<b>1'38.259</b>	18 18	0.546 0.038	<b>258.3</b>
8	12 Thomas LUTHI	SWI	Liqui Moly Intact GP	KALEX	<b>1'38.274</b>	16 17	0.561 0.015	<b>263.1</b>
9	23 Marcel SCHROTTER	GER	Liqui Moly Intact GP	KALEX	<b>1'38.341</b>	15 19	0.628 0.067	<b>263.1</b>
10	97 Xavi VIERGE	SPA	Petronas Sprinta Racing	KALEX	<b>1'38.459</b>	18 20	0.746 0.118	<b>262.4</b>
11	35 Somkiat CHANTRA	THA	IDEMITSU Honda Team Asia	KALEX	<b>1'38.476</b>	20 20	0.763 0.017	<b>260.3</b>
12	16 Joe ROBERTS	USA	Tennor American Racing	KALEX	<b>1'38.509</b>	18 20	0.796 0.033	<b>261.7</b>
13	62 Stefano MANZI	ITA	MV Agusta Forward Racing	MV AGUSTA	<b>1'38.712</b>	19 20	0.999 0.203	<b>258.3</b>
14	33 Enea BASTIANINI	ITA	Italtrans Racing Team	KALEX	<b>1'38.816</b>	16 19	1.103 0.104	<b>261.0</b>
15	40 Hector GARZO	SPA	Flexbox HP 40	KALEX	<b>1'38.843</b>	17 19	1.130 0.027	<b>259.6</b>
16	7 Lorenzo BALDASSARRI	ITA	Flexbox HP 40	KALEX	<b>1'38.957</b>	23 24	1.244 0.114	<b>257.6</b>
17	24 Simone CORSI	ITA	MV Agusta Forward Racing	MV AGUSTA	<b>1'39.010</b>	19 19	1.297 0.053	<b>259.6</b>
18	42 Marcos RAMIREZ	SPA	Tennor American Racing	KALEX	<b>1'39.020</b>	19 20	1.307 0.010	<b>262.4</b>
19	45 Tetsuta NAGASHIMA	JPN	Red Bull KTM Ajo	KALEX	<b>1'39.022</b>	17 18	1.309 0.002	<b>262.4</b>
20	19 Lorenzo DALLA PORTA	ITA	Italtrans Racing Team	KALEX	<b>1'39.076</b>	21 24	1.363 0.054	<b>262.4</b>
21	55 Hafizh SYAHRIN	MAL	Inde Aspar Team Moto2	SPEED UP	<b>1'39.357</b>	19 21	1.644 0.281	<b>261.7</b>
22	99 Kasma DANIEL	MAL	Onexox TKKR SAG Team	KALEX	<b>1'39.532</b>	15 16	1.819 0.175	<b>266.6</b>
23	87 Remy GARDNER	AUS	Onexox TKKR SAG Team	KALEX	<b>1'39.570</b>	13 18	1.857 0.038	<b>262.4</b>
24	64 Bo BENDSNEYDER	NED	NTS RW Racing GP	NTS	<b>1'39.776</b>	20 21	2.063 0.206	<b>259.6</b>
25	11 Nicolò BULEGA	ITA	Federal Oil Gresini Moto2	KALEX	<b>1'39.854</b>	17 19	2.141 0.078	<b>261.0</b>
26	57 Edgar PONS	SPA	Federal Oil Gresini Moto2	KALEX	<b>1'40.969</b>	17 20	3.256 1.115	<b>259.6</b>
27	27 Andi Farid IZDIHAR	INA	IDEMITSU Honda Team Asia	KALEX	<b>1'41.015</b>	16 17	3.302 0.046	<b>261.7</b>
<b>Not qualified (Out 107%)</b>					<b>1'44.552</b>			
	10 Luca MARINI	ITA	SKY Racing Team VR46	KALEX	<b>1'45.109</b>	2 2	7.396 4.094	<b>262.4</b>
<b>Not classified</b>								
	21 Fabio DI GIANNANTONIO	ITA	Termozeta Speed Up	SPEED UP				
	74 Piotr BIESIEKIRSKI	POL	NTS RW Racing GP	NTS				

Practice condition: **Dry**Air: **16°**Humidity: **82%**Ground: **16°**

<b>Fastest Lap:</b>	Lap: 17	<b>Jake DIXON</b>	<b>1'37.713</b>	154.1 Km/h
<b>Best Race Lap:</b>	2019	<b>Jorge NAVARRO</b>	<b>1'36.764</b>	155.6 Km/h
<b>All Time Lap Record:</b>	2018	<b>Francesco BAGNAIA</b>	<b>1'36.188</b>	156.6 Km/h

The results are provisional until the end of the limit for protest and appeals.

Time limit for protest expires 30' after publication of the results - ..... Time: .....

These data/results cannot be reproduced, stored and/or transmitted in whole or in part by any manner of electronic, mechanical, photocopying, recording, broadcasting or otherwise now known or herein after developed without the previous express consent by the copyright owner, except for reproduction in daily press and regular printed publications on sale to the public within 60 days of the event related to those data/results and always provided that copyright symbol appears together as follows below.

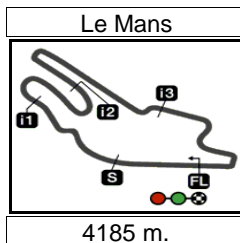
© DORNA, 2020

Official MotoGP Timing by TISSOT  
www.motogp.com

Le Mans, Friday, October 09, 2020

moto2™





Results and timing service provided by TISSOT

Moto2™

# SHARK HELMETS GRAND PRIX DE FRANCE

## Free Practice Nr. 2

### Combined Free Practice Times

7

	Rider	Nation	Team	MOTORCYCLE	FP1	FP2	Gap
1	96 J.DIXON	GBR	Petronas Sprinta Racing	KALEX	1'51.851 14	<b>1'37.713</b> 17	
2	88 J.MARTIN	SPA	Red Bull KTM Ajo	KALEX	1'51.912 13	<b>1'37.762</b> 18	0.049 0.049
3	72 M.BEZZECCHI	ITA	SKY Racing Team VR46	KALEX	1'52.206 17	<b>1'38.017</b> 18	0.304 0.255
4	22 S.LOWES	GBR	EG 0,0 Marc VDS	KALEX	1'52.942 7	<b>1'38.155</b> 17	0.442 0.138
5	37 A.FERNANDEZ	SPA	EG 0,0 Marc VDS	KALEX	1'53.173 11	<b>1'38.185</b> 19	0.472 0.030
6	9 J.NAVARRO	SPA	Termozeta Speed Up	SPEED UP	1'52.937 12	<b>1'38.221</b> 17	0.508 0.036
7	44 A.CANET	SPA	Inde Aspar Team Moto2	SPEED UP	1'56.515 3	<b>1'38.259</b> 18	0.546 0.038
8	12 T.LUTHI	SWI	Liqui Moly Intact GP	KALEX	1'52.238 20	<b>1'38.274</b> 16	0.561 0.015
9	23 M.SCHROTTER	GER	Liqui Moly Intact GP	KALEX	1'52.921 11	<b>1'38.341</b> 15	0.628 0.067
10	97 X.VIERGE	SPA	Petronas Sprinta Racing	KALEX	1'53.255 16	<b>1'38.459</b> 18	0.746 0.118
11	35 S.CHANTRA	THA	IDEMITSU Honda Team Asia	KALEX	1'59.073 2	<b>1'38.476</b> 20	0.763 0.017
12	16 J.ROBERTS	USA	Tennor American Racing	KALEX	1'51.829 14	<b>1'38.509</b> 18	0.796 0.033
13	62 S.MANZI	ITA	MV Agusta Forward Racing	MV AGUSTA	1'52.693 16	<b>1'38.712</b> 19	0.999 0.203
14	33 E.BASTIANINI	ITA	Italtrans Racing Team	KALEX	1'52.596 16	<b>1'38.816</b> 16	1.103 0.104
15	40 H.GARZO	SPA	Flexbox HP 40	KALEX	1'51.532 21	<b>1'38.843</b> 17	1.130 0.027
16	7 L.BALDASSARRI	ITA	Flexbox HP 40	KALEX	1'51.535 21	<b>1'38.957</b> 23	1.244 0.114
17	24 S.CORSI	ITA	MV Agusta Forward Racing	MV AGUSTA	1'52.608 17	<b>1'39.010</b> 19	1.297 0.053
18	42 M.RAMIREZ	SPA	Tennor American Racing	KALEX	1'55.598 11	<b>1'39.020</b> 19	1.307 0.010
19	45 T.NAGASHIMA	JPN	Red Bull KTM Ajo	KALEX	1'52.898 12	<b>1'39.022</b> 17	1.309 0.002
20	19 L.DALLA PORTA	ITA	Italtrans Racing Team	KALEX	1'52.807 14	<b>1'39.076</b> 21	1.363 0.054
21	55 H.SYHRIN	MAL	Inde Aspar Team Moto2	SPEED UP	1'52.373 16	<b>1'39.357</b> 19	1.644 0.281
22	99 K.DANIEL	MAL	Onexox TKKR SAG Team	KALEX	1'51.279 13	<b>1'39.532</b> 15	1.819 0.175
23	87 R.GARDNER	AUS	Onexox TKKR SAG Team	KALEX	1'52.769 9	<b>1'39.570</b> 13	1.857 0.038
24	64 B.BENDSNEYDEI	NED	NTS RW Racing GP	NTS	1'56.725 16	<b>1'39.776</b> 20	2.063 0.206
25	11 N.BULEGA	ITA	Federal Oil Gresini Moto2	KALEX	1'52.259 10	<b>1'39.854</b> 17	2.141 0.078
26	57 E.PONS	SPA	Federal Oil Gresini Moto2	KALEX	1'53.499 16	<b>1'40.969</b> 17	3.256 1.115
27	27 A.IZDIHAR	INA	IDEMITSU Honda Team Asia	KALEX		<b>1'41.015</b> 16	3.302 0.046
	10 L.MARINI	ITA	SKY Racing Team VR46	KALEX	1'55.032 7	<b>1'45.109</b> 2	7.396 4.094
	21 F.DI GIANNANTO	ITA	Termozeta Speed Up	SPEED UP	<b>1'54.035</b> 10		16.322 8.926
	74 P.BIESIEKIRSKI	POL	NTS RW Racing GP	NTS	<b>1'57.968</b> 13		20.255 3.933

<b>Pole Position Record:</b>	2018	<b>Francesco BAGNAIA</b>	<b>1'36.188</b>	156.6 Km/h
<b>Best Race Lap:</b>	2019	<b>Jorge NAVARRO</b>	<b>1'36.764</b>	155.6 Km/h
<b>All Time Lap Record:</b>	2018	<b>Francesco BAGNAIA</b>	<b>1'36.188</b>	156.6 Km/h

The results are provisional until the end of the limit for protest and appeals.

Time limit for protest expires 60' after publication of the results - Mr. .... Time: .....

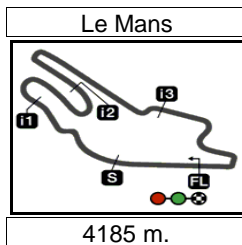
These data/results cannot be reproduced, stored and/or transmitted in whole or in part by any manner of electronic, mechanical, photocopying, recording, broadcasting or otherwise now known or herein after developed without the previous express consent by the copyright owner, except for reproduction in daily press and regular printed publications on sale to the public within 60 days of the event related to those data/results and always provided that copyright symbol appears together as follows below.

© DORNA, 2020

Official MotoGP Timing by TISSOT  
www.motogp.com

Le Mans, Friday, October 09, 2020





Results and timing service provided by **TISSOT**

**Moto2™**

**SHARK HELMETS GRAND PRIX DE FRANCE**

**Free Practice Nr. 2**

**Top Speed & Average**

**8**



Rider	Nation	Motorcycle	Top 5 speeds					Average	Top
99 <b>Kasma DANIEL</b>	<b>MAL</b>	KALEX	266.6	262.4	262.4	261.7	261.0	262.5	<b>266.6</b>
72 <b>Marco BEZZECCHI</b>	<b>ITA</b>	KALEX	265.2	264.5	263.8	263.8	263.8	264.1	<b>265.2</b>
88 <b>Jorge MARTIN</b>	<b>SPA</b>	KALEX	264.5	261.0	260.3	260.3	259.6	260.6	<b>264.5</b>
12 <b>Thomas LUTHI</b>	<b>SWI</b>	KALEX	263.1	261.7	261.7	260.3	260.3	261.4	<b>263.1</b>
23 <b>Marcel SCHROTTER</b>	<b>GER</b>	KALEX	263.1	261.7	261.7	261.7	261.0	261.7	<b>263.1</b>
10 <b>Luca MARINI</b>	<b>ITA</b>	KALEX	262.4	257.6				260.0	<b>262.4</b>
19 <b>Lorenzo DALLA PORTA</b>	<b>ITA</b>	KALEX	262.4	261.7	261.0	261.0	261.0	261.4	<b>262.4</b>
22 <b>Sam LOWES</b>	<b>GBR</b>	KALEX	262.4	261.7	261.0	260.3	260.3	261.0	<b>262.4</b>
42 <b>Marcos RAMIREZ</b>	<b>SPA</b>	KALEX	262.4	261.0	260.3	260.3	259.6	260.3	<b>262.4</b>
45 <b>Tetsuta NAGASHIMA</b>	<b>JPN</b>	KALEX	262.4	261.0	261.0	259.6	259.6	260.7	<b>262.4</b>
87 <b>Remy GARDNER</b>	<b>AUS</b>	KALEX	262.4	261.7	261.0	260.3	260.3	261.1	<b>262.4</b>
97 <b>Xavi VIERGE</b>	<b>SPA</b>	KALEX	262.4	261.0	259.0	259.0	259.0	259.6	<b>262.4</b>
16 <b>Joe ROBERTS</b>	<b>USA</b>	KALEX	261.7	259.6	259.6	259.0	259.0	259.7	<b>261.7</b>
27 <b>Andi Farid IZDIHAR</b>	<b>INA</b>	KALEX	261.7	260.3	260.3	259.6	259.6	260.0	<b>261.7</b>
55 <b>Hafizh SYAHRIN</b>	<b>MAL</b>	SPEED UP	261.7	261.0	261.0	259.6	259.6	260.4	<b>261.7</b>
9 <b>Jorge NAVARRO</b>	<b>SPA</b>	SPEED UP	261.0	261.0	260.3	260.3	260.3	260.5	<b>261.0</b>
11 <b>Nicolò BULEGA</b>	<b>ITA</b>	KALEX	261.0	260.3	260.3	260.3	260.3	260.4	<b>261.0</b>
33 <b>Enea BASTIANINI</b>	<b>ITA</b>	KALEX	261.0	259.6	259.6	259.6	259.6	259.9	<b>261.0</b>
37 <b>Augusto FERNANDEZ</b>	<b>SPA</b>	KALEX	261.0	260.3	259.6	259.0	259.0	259.6	<b>261.0</b>
35 <b>Somkiat CHANTRA</b>	<b>THA</b>	KALEX	260.3	260.3	260.3	259.6	259.6	260.0	<b>260.3</b>
96 <b>Jake DIXON</b>	<b>GBR</b>	KALEX	260.3	259.6	259.6	259.0	258.3	259.2	<b>260.3</b>
24 <b>Simone CORSI</b>	<b>ITA</b>	MV AGUSTA	259.6	259.0	258.3	257.6	257.6	258.3	<b>259.6</b>
40 <b>Hector GARZO</b>	<b>SPA</b>	KALEX	259.6	259.6	258.3	258.3	257.6	258.5	<b>259.6</b>
57 <b>Edgar PONS</b>	<b>SPA</b>	KALEX	259.6	259.0	259.0	258.3	257.0	258.6	<b>259.6</b>
64 <b>Bo BENDSNEYDER</b>	<b>NED</b>	NTS	259.6	258.3	257.6	257.0	257.0	257.6	<b>259.6</b>
44 <b>Aron CANET</b>	<b>SPA</b>	SPEED UP	258.3	258.3	258.3	257.6	257.6	258.0	<b>258.3</b>
62 <b>Stefano MANZI</b>	<b>ITA</b>	MV AGUSTA	258.3	257.6	257.6	257.0	257.0	257.5	<b>258.3</b>
7 <b>Lorenzo BALDASSARRI</b>	<b>ITA</b>	KALEX	257.6	257.6	257.0	256.3	255.6	256.6	<b>257.6</b>

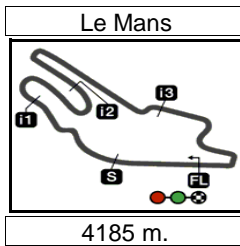
These data/results cannot be reproduced, stored and/or transmitted in whole or in part by any manner of electronic, mechanical, photocopying, recording, broadcasting or otherwise now known or herein after developed without the previous express consent by the copyright owner, except for reproduction in daily press and regular printed publications on sale to the public within 60 days of the event related to those data/results and always provided that copyright symbol appears together as follows below.

© DORNA, 2020

Official MotoGP Timing by TISSOT  
www.motogp.com



Le Mans, Friday, October 09, 2020



Results and timing service provided by TISSOT

Moto2™

# SHARK HELMETS GRAND PRIX DE FRANCE

## Free Practice Nr. 2

### Chronological Analysis of Performances

9

\* Lap / Sector time cancelled      T1 Time from finish line to 1st intermediate      T3 Time from 2nd intermed. to 3rd intermed.  
P Crossing the finish line in pit lane      T2 Time from 1st intermed. to 2nd intermed.      T4 Time from 3rd intermediate to finish line

Lap	Lap Time	T1	T2	T3	T4	Speed	Lap	Lap Time	T1	T2	T3	T4	Speed
<b>1st 96 Jake DIXON</b> Petronas Sprinta Raci GBR							<b>4th 22 Sam LOWES</b> EG 0,0 Marc VDS GBR						
Runs=3 Total laps=19 Full laps=13							Runs=3 Total laps=19 Full laps=12						
1	2'05.292	34.761	26.572	30.665	27.843		1	2'52.905	34.867	26.140	29.817	28.202	
2	<b>1'43.695</b>	24.778	23.684	28.582	26.651	257.0	2	<b>1'44.070</b>	24.370	23.792	28.484	27.424	256.3
3	<u>1'49.982</u> P	23.595	22.758	29.565*	34.064	255.0	3	<u>1'57.116</u> P	25.89*	28.408*	29.674*	33.136	258.3
4	10'20.635	33.837	24.708	28.660	26.743		4	10'27.096	34.957	25.208	28.759	27.671	
5	<b>1'41.319</b>	24.123	22.823	28.068	26.305	255.6	5	<b>1'42.171</b>	23.917	23.154	28.295	26.805	257.6
6	<b>1'40.157</b>	23.319	22.557	27.801	26.480	257.0	6	<b>1'41.079</b>	23.632	22.975	27.930	26.542	259.0
7	<b>1'39.786</b>	23.405	22.516	27.797	26.068	258.3	7	<b>1'40.502</b>	23.591	22.996	27.726	26.189	259.6
8	<b>1'39.785</b>	23.078	22.567	28.135	26.005	257.6	8	<b>1'39.919</b>	23.413	22.721	27.646	26.139	259.0
9	<b>1'39.111</b>	23.002	22.550	27.634	25.925	256.3	9	<b>1'39.188</b>	23.113	22.638	27.532	25.905	259.0
10	<b>1'39.963</b>	23.107	22.412	27.640	26.804	256.3	10	<b>1'38.951</b>	23.028	22.452	27.554	25.917	260.3
11	<u>1'49.916</u> P	25.411	25.186	28.948	30.371	251.8	11	<b>1'44.259</b>	23.052	26.489	28.254	26.464	260.3
12	11'23.413	37.076	26.247	29.927	30.529		12	<b>1'38.562</b>	23.007	22.354	27.433	25.768	258.3
13	<b>1'40.803</b>	23.946	22.880	27.851	26.126	255.0	13	<u>1'45.888</u> P	23.021	22.179	28.255	32.433	259.0
14	<b>1'41.268</b>	23.359	24.337	27.614	25.958	258.3	14	9'15.795	34.764	24.039	29.993	27.052	
15	<b>1'39.105</b>	23.062	22.758	27.504	25.781	255.6	15	<b>1'40.018</b>	23.474	22.732	27.787	26.025	259.0
16	<b>1'38.439</b>	22.879	22.320	27.436	25.804	259.0	16	<b>1'38.850</b>	22.925	22.345	27.684	25.896	260.3
17	<u>1'37.713</u>	22.818	22.076	<u>27.308</u>	<u>25.511</u>	259.6	17	<u>1'38.155</u>	22.834	22.207	27.389	25.725	261.0
18	<b>1'37.896</b>	22.813	22.207	27.358	25.518	259.6	18	<u>1'50.387</u> *	<u>22.732</u>	<u>22.162</u>		<u>262.4</u>	
19	<u>1'37.947</u> *	<u>22.698</u>	<u>22.047</u>	27.344	25.858	<u>260.3</u>	19	<u>1'37.958</u> *	22.866	22.131*	<u>27.337</u>	<u>25.624</u>	261.7
<b>2nd 88 Jorge MARTIN</b> Red Bull KTM Ajo SPA							<b>5th 37 Augusto FERNAND</b> EG 0,0 Marc VDS SPA						
Runs=3 Total laps=19 Full laps=12							Runs=3 Total laps=20 Full laps=14						
1	2'19.494	33.171	25.528	29.303	27.716		1	2'26.055	34.223	26.717	30.904	28.572	
2	<b>1'42.959</b>	23.936	23.335	28.217	27.471	<u>264.5</u>							
3	<u>1'58.791</u> P	23.780	33.232*	31.177*	30.602	260.3							
4	11'54.786	33.908	24.197	28.777	28.502								
5	<u>1'41.009</u> *	23.580	22.918	28.084*	26.427	259.6							
6	<b>1'40.657</b>	23.386	22.991	27.964	26.316	259.0							
7	<b>1'40.022</b>	23.334	22.777	27.692	26.219	257.0							
8	<b>1'39.464</b>	23.114	22.610	27.577	26.163	258.3							
9	<b>1'39.030</b>	23.029	22.501	27.425	26.075	258.3							
10	<u>1'42.234</u> P	23.080	22.480	27.556	29.118	257.0							
11	9'33.104	32.370	23.922	32.502	30.514								
12	<b>1'39.932</b>	23.310	22.618	27.808	26.196	258.3							
13	<b>1'38.911</b>	23.059	22.254	27.614	25.984	259.6							
14	<b>1'38.266</b>	22.903	22.123	27.337	25.903	259.6							
15	<b>1'43.214</b>	26.774	22.852	27.574	26.014	259.6							
16	<b>1'38.043</b>	22.773	22.307	<u>27.183</u>	25.780	258.3							
17	<b>1'42.451</b>	22.776	25.729	27.942	26.004	259.0							
18	<u>1'37.762</u>	22.846	22.117	27.194	<u>25.605</u>	261.0							
19	<u>1'37.400</u> *	<u>22.613</u>	<u>21.957</u>	27.190	25.640	260.3							

**Fastest Lap:** Jake DIXON Petronas Sprinta Raci GBR **1'37.713** 22.818 22.076 27.308 25.511

These data/results cannot be reproduced, stored and/or transmitted in whole or in part by any manner of electronic, mechanical, photocopying, recording, broadcasting or otherwise now known or herein after developed without the previous express consent by the copyright owner, except for reproduction in daily press and regular printed publications on sale to the public within 60 days of the event related to those data/results and always provided that copyright symbol appears together as follows below.  
© DORNA, 2020

Official MotoGP Timing by TISSOT  
www.motogp.com

Le Mans, Friday, October 09, 2020

Page 1 of 6





# Free Practice Nr. 2

# Moto2

Lap	Lap Time	T1	T2	T3	T4	Speed	Lap	Lap Time	T1	T2	T3	T4	Speed
2	1'46.359	25.043	24.620	29.127	27.569	256.3	15	10'45.018	33.847	23.649	28.282	26.510	
3	1'53.933 P	24.303	26.079*	30.940*	32.611	257.6	16	1'39.291	23.185	22.570	27.650	25.886	256.3
4	10'37.227	33.877	25.893	30.385	27.882		17	1'38.380	22.810	22.379	27.514	25.677	258.3
5	1'45.713	24.742	24.168	29.547	27.256	255.6	18	1'38.259	22.758	22.341	27.497	25.663	258.3
6	1'43.398	24.223	23.503	28.861	26.811	259.6							
7	1'42.250	23.810	23.377	28.440	26.623	260.3							
8	1'41.266	23.609	23.037	28.227	26.393	259.0							
9	1'40.545	23.415	22.785	28.049	26.296	259.0							
10	1'40.198	23.267	22.736	27.948	26.247	261.0							
11	1'39.861	23.132	22.733	27.879	26.117	258.3							
12	1'39.427	23.235	22.526	27.707	25.959	258.3							
13	1'45.159 P	23.607	23.176	28.183	30.193	258.3							
14	8'50.442	35.943	24.397	28.945	26.518								
15	1'40.027	23.459	22.662	27.844	26.062	257.0							
16	1'38.772	22.981	22.251	27.683	25.857	257.0							
17	1'38.435	22.888	22.172	27.557	25.818	257.6							
18	1'38.729	22.909	22.261	27.620	25.939	259.0							
19	1'38.185	22.872	22.083	27.380	25.850	257.6							
20	1'40.606 *	22.968	22.340	28.786	26.512	259.0							

6th		9	Jorge NAVARRO	Termozeta Speed Up	SPA	Runs=3	Total laps=17	Full laps=10
1	2'34.233	36.124	25.828	30.281	28.587			
2	1'44.785	24.415	23.729	28.924	27.717	258.3		
3	1'57.228 P	24.177	28.411*	31.649*	32.991	260.3		
4	11'46.879	39.905	25.209	29.270	27.581			
5	1'42.631	23.890	23.432	28.194	27.115	258.3		
6	1'41.793	23.629	23.288	28.008	26.868	259.6		
7	1'40.958	23.508	22.869	27.985	26.596	259.6		
8	1'51.848 *	23.369	22.813			259.6		
9	1'41.723 *	23.656	23.363	27.971	26.733	259.6		
10	1'44.400 P	23.456	22.780	27.946	30.218	259.0		
11	11'01.132	36.238	24.122	28.464	26.921			
12	1'40.200	23.322	22.728	27.795	26.355	257.6		
13	1'39.579	23.005	22.627	27.568	26.379	260.3		
14	1'39.100	22.985	22.575	27.584	25.956	260.3		
15	1'39.178	22.859	22.629	27.657	26.033	261.0		
16	1'38.570	22.753	22.375	27.506	25.936	261.0		
17	1'38.221	22.776	22.390	27.302	25.753	260.3		

7th		44	Aron CANET	Inde Aspar Team Mot	SPA	Runs=3	Total laps=18	Full laps=12
1	2'24.267	35.798	26.977	30.859	29.165			
2	1'45.367	24.997	24.154	28.894	27.322	257.0		
3	1'55.480 P	24.051	27.490*	31.084*	32.855	258.3		
4	10'47.413 *	34.997	24.895	29.752	27.365*			
5	1'43.407	24.153	23.775	28.678	26.801	255.6		
6	1'41.633	23.557	23.190	28.337	26.549	257.6		
7	1'41.181	23.472	23.220	28.003	26.486	257.6		
8	1'40.702	23.411	23.046	27.995	26.250	257.0		
9	1'40.369 *	23.266	23.012	27.864	26.227*	257.0		
10	1'40.196	23.219	22.949	27.860	26.168	256.3		
11	1'39.864	23.272	22.706	27.761	26.125	256.3		
12	1'39.453	23.034	22.568	27.733	26.118	257.0		
13	1'39.344	22.993	22.622	27.639	26.090	256.3		
14	1'52.285 P	28.206	23.628	28.997	31.454	256.3		

8th		12	Thomas LUTHI	Liqui Moly Intact GP	SWI	Runs=3	Total laps=17	Full laps=10
1	2'16.426	36.292	25.733	29.655	28.478			
2	1'44.480	24.702	24.132	28.459	27.187	261.7		
3	1'53.131 P	24.133	26.617*	30.296*	32.085	258.3		
4	10'50.241	34.834	26.040	31.586	27.739			
5	1'43.956	24.144	24.314	28.657	26.841	258.3		
6	1'41.294	23.524	23.196	28.217	26.357	259.0		
7	1'39.956	23.324	22.957	27.633	26.042	259.6		
8	1'41.355	23.289	23.519	28.294	26.253	259.0		
9	1'39.367	22.982	22.596	27.762	26.027	261.7		
10	1'43.872 P	23.142	22.868	27.740	30.122	263.1		
11	12'58.946	34.720	24.864	29.086	26.645			
12	1'44.360	24.412	23.657	30.003	26.288	257.6		
13	1'40.758	23.368	23.228	27.823	26.339	259.6		
14	1'39.164	23.059	22.691	27.564	25.850	259.0		
15	1'41.752 *	22.954	22.449	28.930*	27.419	259.6		
16	1'38.274	22.915	22.270	27.363	25.726	260.3		
17	1'39.782 *	22.798	22.439	28.187	26.358	260.3		

9th		23	Marcel SCHROTTE	Liqui Moly Intact GP	GER	Runs=3	Total laps=20	Full laps=14
1	2'29.967	36.495	25.451	29.489	27.482			
2	1'42.810	24.379	23.046	28.378	27.007	256.3		
3	1'54.897 P	24.078	27.053*	30.424*	33.342	263.1		
4	10'42.527	35.164	24.473	29.169	26.890			
5	1'40.819	23.639	22.879	28.141	26.160	258.3		
6	1'40.098	23.294	22.725	27.997	26.082	260.3		
7	1'39.360	23.223	22.548	27.635	25.954	259.0		
8	1'39.987	22.987	22.854	27.976	26.170	261.7		
9	1'39.530	23.009	22.784	27.751	25.986	260.3		
10	1'39.331	23.116	22.606	27.539	26.070	261.7		
11	1'44.558 P	22.989	22.940	27.739	30.890	261.0		
12	8'04.405	35.584	24.355	29.035	26.534			
13	1'39.829	23.411	22.611	27.815	25.992	256.3		
14	1'39.106	23.139	22.432	27.653	25.882	258.3		
15	1'38.341	22.998	22.177	27.403	25.763	257.6		
16	1'38.354	22.960	22.203	27.336	25.855	259.0		
17	1'41.214	22.878	24.327	27.919	26.090	259.6		
18	1'38.496	22.934	22.337	27.458	25.767	259.6		
19	1'38.397	22.800	22.110	27.645	25.842	261.7		
	unfinished	22.722	22.170			261.0		

10th		97	Xavi VIERGE	Petronas Sprinta Raci	SPA	Runs=3	Total laps=20	Full laps=14
1	2'24.433	34.974	26.161	30.844	29.023			
2	1'45.532	24.917	24.604	28.920	27.091	262.4		
3	1'52.154 P	23.921	26.411*	30.616*	31.206	261.0		
4	10'11.794	37.887	26.208	32.350	27.570			
5	1'42.700	24.004	23.440	28.507	26.749	256.3		
6	1'41.275	23.472	23.254	28.242	26.307	259.0		

**Fastest Lap:** Jake DIXON Petronas Sprinta Raci GBR 1'37.713 22.818 22.076 27.308 25.511

These data/results cannot be reproduced, stored and/or transmitted in whole or in part by any manner of electronic, mechanical, photocopying, recording, broadcasting or otherwise now known or herein after developed without the previous express consent by the copyright owner, except for reproduction in daily press and regular printed publications on sale to the public within 60 days of the event related to those data/results and always provided that copyright symbol appears together as follows below.  
© DORNA, 2020

Official MotoGP Timing by TISSOT  
www.motogp.com

Le Mans, Friday, October 09, 2020

Page 2 of 6



# Free Practice Nr. 2

# Moto2

Lap	Lap Time	T1	T2	T3	T4	Speed	Lap	Lap Time	T1	T2	T3	T4	Speed
7	<b>1'41.114</b>	23.444	23.066	28.111	26.493	258.3	17	<b>1'38.632</b>	23.010	22.520	<b>27.355</b>	25.747	258.3
8	<b>1'39.876</b>	23.318	22.795	27.680	26.083	258.3	18	<b>1'38.509</b>	<b>22.861</b>	<b>22.239</b>	27.449	25.960	259.6
9	<b>1'39.231</b>	23.109	22.530	27.617	25.975	259.0	19	<b>1'39.094</b>	23.161	22.637	27.511	25.785	259.0
10	<b>1'39.067</b>	23.034	22.536	27.511	25.986	258.3	20	1'38.398 *	22.962	22.315	27.383	<b>25.738</b>	<b>261.7</b>
11	<b>1'38.775</b>	22.931	22.452	27.491	25.901	259.0	<b>13th 62 Stefano MANZI</b> MV Agusta Forward R ITA						
12	1'46.055 P	24.52*	23.423	28.949	29.159	256.3	Runs=3 Total laps=20 Full laps=10						
13	8'09.915	34.707	23.958	28.679	26.640		1	2'15.984	35.758	25.684	29.962	28.580	
14	<b>1'39.657</b>	23.216	22.708	27.720	26.013	255.6	2	<b>1'46.711</b>	25.673	24.122	29.006	27.910	253.0
15	<b>1'39.715</b>	23.245	22.767	27.691	26.012	257.0	3	2'00.555 P	24.596	32.603*	31.677*	31.679	257.6
16	1'41.293 *	22.921	22.509	28.481*	27.382	259.0	4	10'20.812	35.074	25.020	28.941	27.157	
17	<b>1'38.914</b>	22.991	22.425	27.576	25.922	257.6	5	<b>1'44.380</b>	24.080	23.915	28.496	27.889	257.0
18	<b>1'38.459</b>	22.895	<b>22.272</b>	27.547	25.745	259.0	6	1'42.134 *	23.805	23.516	28.311*	26.502	255.6
19	<b>1'38.815</b>	<b>22.763</b>	22.443	27.692	25.917	259.0	7	<b>1'41.340</b>	23.586	23.201	28.086	26.467	255.0
20	<b>1'38.720</b>	22.776	22.737	<b>27.487</b>	<b>25.720</b>	259.0	8	<b>1'40.670</b>	23.432	22.983	27.948	26.307	254.3

<b>11th 35 Somkiat CHANTRA</b> IDEMITSU Honda Te THA						
Runs=3 Total laps=20 Full laps=15						
1	2'19.308	37.088	26.606	30.251	27.986	
2	<b>1'43.855</b>	24.325	23.673	28.643	27.214	<b>260.3</b>
3	1'53.723 P	24.093	28.682*	29.981*	30.967	259.0
4	10'26.314	35.740	25.487	28.757	27.911	
5	<b>1'43.494</b>	24.565	23.899	28.322	26.708	260.3
6	<b>1'41.421</b>	23.645	23.519	27.900	26.357	257.6
7	<b>1'40.486</b>	23.528	22.998	27.599	26.361	257.6
8	<b>1'40.021</b>	23.391	22.794	27.697	26.139	260.3
9	<b>1'41.012</b>	23.395	22.933	28.289	26.395	259.6
10	<b>1'39.837</b>	23.450	22.565	27.694	26.128	257.0
11	<b>1'39.930</b>	23.388	22.831	27.703	26.008	257.6
12	<b>1'39.065</b>	23.061	22.612	27.451	25.941	257.6
13	1'43.862 P	23.167	22.823	28.159	29.713	258.3
14	7'44.092	35.368	24.194	29.349	26.835	
15	<b>1'43.463</b>	23.637	23.080	30.424	26.322	256.3
16	<b>1'39.022</b>	23.085	22.550	27.503	25.884	258.3
17	<b>1'39.129</b>	23.065	22.562	27.369	26.133	258.3
18	<b>1'38.703</b>	23.240	<b>22.391</b>	27.422	<b>25.650</b>	258.3
19	<b>1'39.662</b>	23.018	22.939	27.542	26.163	259.6
20	<b>1'38.476</b>	<b>23.009</b>	22.407	<b>27.292</b>	25.768	258.3

<b>12th 16 Joe ROBERTS</b> Tennor American Raci USA						
Runs=3 Total laps=20 Full laps=11						
1	2'24.801	36.258	27.458	31.236	29.031	
2	<b>1'46.378</b>	25.287	24.540	29.086	27.465	259.0
3	1'54.373 P	23.831	27.092*	31.085*	32.365	259.6
4	11'28.108	35.892	27.334	29.673	27.817	
5	1'48.338 *	24.572	25.443	29.163*	29.160	256.3
6	<b>1'42.593</b>	23.898	23.783	28.339	26.573	257.6
7	<b>1'41.361</b>	23.615	23.436	28.005	26.305	257.6
8	1'54.504 *	23.857	23.146			258.3
9	1'41.573 *	23.779	23.186	28.138	26.470	259.0
10	<b>1'42.116</b>	23.596	23.540	28.669	26.311	257.6
11	<b>1'40.645</b>	23.517	22.940	27.924	26.264	256.3
12	<b>1'42.020</b>	23.334	24.161	28.036	26.489	257.0
13	<b>1'40.044</b>	23.374	22.789	27.722	26.159	255.6
14	1'44.296 P	23.151	23.005	28.142	29.998	257.0
15	7'27.310	35.720	23.693	28.393	26.638	
16	<b>1'39.513</b>	23.273	22.737	27.618	25.885	257.0

<b>14th 33 Enea BASTIANINI</b> Italtrans Racing Team ITA						
Runs=3 Total laps=19 Full laps=11						
1	2'21.103	36.605	27.269	30.138	28.383	
2	<b>1'48.185</b>	24.516	23.462	32.412	27.795	259.0
3	1'55.663 P	24.171	28.298*	30.609*	32.585	259.6
4	10'26.747	35.137	25.946	29.576	28.239	
5	<b>1'43.721</b>	24.390	24.097	28.289	26.945	259.0
6	<b>1'41.399</b>	23.551	23.354	27.995	26.499	258.3
7	<b>1'40.837</b>	23.273	23.252	28.081	26.231	259.0
8	<b>1'40.236</b>	23.095	22.910	27.793	26.438	259.0
9	<b>1'40.048</b>	23.296	22.860	27.553	26.339	258.3
10	<b>1'39.778</b>	23.079	22.911	27.498	26.290	257.6
11	<b>1'39.355</b>	22.851	22.849	27.546	26.109	259.6
12	1'48.209 P	22.902	23.618	31.703	29.986	258.3
13	10'22.585 *	35.166	24.998	33.322*	27.124*	
14	<b>1'40.028</b>	23.178	22.925	27.622	26.303	259.0
15	<b>1'41.586</b>	22.973	22.536	29.680	26.397	259.0
16	<b>1'38.816</b>	22.989	22.477	27.477	25.873	259.6
17	1'47.956 *	23.006	22.597			258.3
18	1'38.807 *	23.052	22.521	<b>27.352</b>	25.882	259.6
19	1'38.362 *	<b>22.707</b>	<b>22.441</b>	27.496*	<b>25.718</b>	<b>261.0</b>

<b>15th 40 Hector GARZO</b> Flexbox HP 40 SPA						
Runs=3 Total laps=19 Full laps=13						
1	2'25.878	35.501	26.431	31.303	29.042	
2	<b>1'47.524</b>	25.151	24.813	29.729	27.831	257.0
3	1'53.815 P	24.205	26.020*	30.340*	33.250	<b>259.6</b>
4	10'23.826	36.108	26.256	30.945	28.310	

**Fastest Lap:** Jake DIXON Petronas Sprinta Raci GBR **1'37.713** 22.818 22.076 27.308 25.511

These data/results cannot be reproduced, stored and/or transmitted in whole or in part by any manner of electronic, mechanical, photocopying, recording, broadcasting or otherwise now known or herein after developed without the previous express consent by the copyright owner, except for reproduction in daily press and regular printed publications on sale to the public within 60 days of the event related to those data/results and always provided that copyright symbol appears together as follows below.  
© DORNA, 2020



# Free Practice Nr. 2

# Moto2

Lap	Lap Time	T1	T2	T3	T4	Speed	Lap	Lap Time	T1	T2	T3	T4	Speed
5	1'45.805	24.899	24.940	28.828	27.138	254.3	12	7'26.584	35.726	25.188	29.499	27.600	
6	1'42.355	23.935	23.430	28.349	26.641	256.3	13	1'42.606	24.015	23.529	28.396	26.666	253.0
7	1'45.474	23.568	25.878	29.344	26.684	257.0	14	1'45.393	23.962	23.152	31.765	26.514	255.6
8	1'40.806	23.481	22.805	28.113	26.407	258.3	15	1'40.190	23.322	22.887	27.825	26.156	256.3
9	1'42.049	23.615	23.238	28.247	26.949	258.3	16	1'40.624	23.064	23.150	27.977	26.433	257.0
10	1'40.633	23.448	22.933	27.948	26.304	257.0	17	1'39.568	23.060	22.708	27.711	26.089	256.3
11	1'48.983 P	23.515	25.046	30.384	30.038	259.6	18	1'41.559	23.446	23.117	28.964	26.032	256.3
12	10'06.567	36.699	26.633	31.409	30.992		19	1'39.010	22.891	22.566	27.604	25.949	257.6
13	1'42.459	23.852	23.109	28.247	27.251	253.7		unfinished	22.998				257.0
14	1'39.444	23.096	22.609	27.650	26.089	257.0							
15	1'40.343	22.995	22.511	28.156	26.681	257.6							
16	1'39.039	23.042	22.262	27.704	26.031	255.6							
17	1'38.843	22.850	22.407	27.494	26.092	257.6							
18	1'42.402	22.862	22.444	30.869	26.227	257.0							
19	1'40.991 *	22.947	22.506	28.490	27.048	256.3							

16th 7 Lorenzo BALDA		Flexbox HP 40				ITA
		Runs=2	Total laps=24	Full laps=20		
1	2'36.546	36.461	26.165	29.954	28.898	
2	1'47.393	25.208	25.146	29.100	27.939	255.0
3	2'00.207 P	25.080	29.318*	31.687*	34.122	253.7
4	10'13.376	33.941	26.171	33.746	27.656	
5	1'44.245	24.632	23.977	28.512	27.124	253.7
6	1'42.759	24.286	23.598	28.213	26.662	253.7
7	1'44.255	23.792	23.325	28.701	28.437	254.3
8	1'42.468	23.877	23.521	28.556	26.514	254.3
9	1'40.512	23.594	22.836	27.759	26.323	257.6
10	1'46.629	23.410	25.911	30.191	27.117	257.0
11	1'40.255	23.339	22.793	27.933	26.190	255.6
12	1'43.821	23.153	22.834	27.898	29.936	255.6
13	1'40.123	23.439	22.873	27.592	26.219	253.7
14	1'39.862	23.198	22.668	27.721	26.275	254.3
15	1'39.705	23.207	22.709	27.590	26.199	253.7
16	1'40.034	23.349	22.804	27.583	26.298	252.4
17	1'40.622	23.182	22.831	27.584	27.025	254.3
18	1'39.625	23.107	22.764	27.492	26.262	253.7
19	1'39.714	23.138	22.787	27.670	26.119	254.3
20	1'39.921	23.457	22.644	27.604	26.216	254.3
21	1'39.289	23.167	22.528	27.417	26.177	254.3
22	1'39.755	23.068	22.500	28.025	26.162	253.7
23	1'38.957	22.862	22.455	27.500	26.140	256.3
24	1'49.175 *	22.834	24.993	32.264	29.084	257.6

17th 24 Simone CORSI		MV Agusta Forward R				ITA
		Runs=3	Total laps=20	Full laps=14		
1	2'25.372	36.426	27.039	31.215	28.910	
2	1'47.676	25.371	24.951	29.555	27.799	255.6
3	1'55.591 P	24.260	27.272*	30.646*	33.413	259.6
4	10'26.069	34.708	25.722	29.715	27.783	
5	1'44.255	24.408	24.314	28.657	26.876	255.6
6	1'42.546	23.929	23.482	28.178	26.957	257.6
7	1'41.686	24.072	23.242	28.117	26.255	259.0
8	1'41.807	23.488	23.234	27.965	27.120	258.3
9	1'40.203	23.299	22.904	27.853	26.147	257.0
10	1'41.821	23.972	23.331	28.125	26.393	257.6
11	1'47.123 P	23.304	23.374	28.451	31.994	257.0

18th 42 Marcos RAMIREZ		Tennor American Raci SPA				
		Runs=3	Total laps=20	Full laps=14		
1	2'22.596	35.913	27.258	30.636	28.483	
2	1'44.832	25.089	23.722	28.716	27.305	257.6
3	1'53.989 P	24.384	25.938*	31.441*	32.226	260.3
4	10'11.181	35.775	28.748	32.059	27.831	
5	1'44.815	24.858	23.687	29.057	27.213	256.3
6	1'42.805	24.134	23.185	28.257	27.229	259.6
7	1'41.160	23.686	22.844	28.090	26.540	262.4
8	1'40.544	23.614	22.695	27.883	26.352	260.3
9	1'40.454	23.416	22.570	27.915	26.553	259.6
10	1'43.564	23.589	22.882	30.483	26.610	259.0
11	1'40.511	23.496	22.731	27.852	26.432	259.0
12	1'39.954	23.323	22.550	27.819	26.262	257.6
13	1'50.547 P	25.50*	24.756	29.246	31.042	257.6
14	8'29.297	34.360	26.313	29.215	27.533	
15	1'41.724	24.203	22.918	28.106	26.497	256.3
16	1'40.071	23.559	22.477	27.744	26.291	259.0
17	1'39.145	23.203	22.284	27.628	26.030	259.0
18	1'41.433	23.100	22.165	29.867	26.301	259.6
19	1'39.020	23.143	22.140	27.696	26.041	259.6
20	1'38.565 *	22.986	22.181	27.504*	25.894	261.0

19th 45 Tetsuta NAGASHIM		Red Bull KTM Ajo				JPN
		Runs=3	Total laps=18	Full laps=11		
1	2'18.937	35.577	26.201	29.489	28.046	
2	1'43.732	23.885	23.758	28.595	27.494	258.3
3	1'50.089 P	23.419	24.857*	30.779*	31.034	261.0
4	10'53.419	33.786	25.149	29.174	27.654	
5	1'42.387	23.573	23.533	28.272	27.009	255.6
6	1'42.054	23.463	23.585	28.124	26.882	259.6
7	1'40.775	23.354	22.895	28.031	26.495	259.0
8	1'42.397	23.287	23.934	28.496	26.680	262.4
9	1'40.611	23.293	23.086	27.852	26.380	259.6
10	1'41.810	23.143	23.438	28.354	26.875	259.0
11	1'50.394 P	23.195	23.362	32.908*	30.929	257.0
12	10'49.813	33.698	26.401	29.186	26.945	
13	1'41.216	23.434	23.106	28.321	26.355	257.6
14	1'40.833	23.298	22.809	27.869	26.857	258.3
15	1'39.960 *	23.089	22.786	27.781	26.304*	256.3
16	1'39.921	23.069	22.799	27.951	26.102	259.0
17	1'39.022	22.813	22.635	27.553	26.021	261.0
18	1'40.954 *	22.943	24.148	27.797	26.066	259.0

**Fastest Lap:** Jake DIXON Petronas Sprinta Raci GBR **1'37.713** 22.818 22.076 27.308 25.511

These data/results cannot be reproduced, stored and/or transmitted in whole or in part by any manner of electronic, mechanical, photocopying, recording, broadcasting or otherwise now known or herein after developed without the previous express consent by the copyright owner, except for reproduction in daily press and regular printed publications on sale to the public within 60 days of the event related to those data/results and always provided that copyright symbol appears together as follows below.  
© DORNA, 2020

Official MotoGP Timing by TISSOT  
www.motogp.com

Le Mans, Friday, October 09, 2020

Page 4 of 6



## Free Practice Nr. 2

## Moto2

Lap	Lap Time	T1	T2	T3	T4	Speed	Lap	Lap Time	T1	T2	T3	T4	Speed		
<b>20th</b>	<b>19</b>	<b>Lorenzo DALLA PO</b> Italtrans Racing Team ITA					4	<b>1'46.184</b>	25.505	23.496	29.662	27.521	259.0		
		Runs=2			Total laps=24		Full laps=19		5	<b>1'45.723</b>	24.257	25.339	28.834	27.293	259.6
1	2'09.092	35.066	27.620	30.618	28.965		6	<b>1'43.136</b>	23.981	23.544	28.388	27.223	260.3		
2	<b>1'48.438</b>	25.075	24.391	29.216	29.756	261.0	7	<b>1'42.600</b>	23.558	23.320	28.483	27.239	260.3		
3	1'57.788 P	24.641	30.280*	30.407*	32.460	258.3	8	<b>1'41.750</b>	23.570	23.237	28.100	26.843	259.6		
4	10'25.565	34.935	26.940	30.217	28.508		9	<b>1'41.478</b>	23.533	23.267	28.060	26.618	259.0		
5	<b>1'48.103</b>	25.339	24.715	29.436	28.613	256.3	10	1'50.403 P	25.78*	23.682	28.782*	32.156	259.6		
6	<b>1'45.582</b>	24.510	24.414	29.237	27.421	259.6	11	8'45.177 *	37.051	26.138	30.612*	27.380			
7	<b>1'44.124</b>	24.310	24.021	28.839	26.954	258.3	12	<b>1'42.168</b>	24.475	23.263	27.935	26.495	261.7		
8	<b>1'43.986</b>	24.933	23.587	28.634	26.832	260.3	13	<b>1'40.237</b>	23.084	22.810	27.910	26.433	261.0		
9	<b>1'42.328</b>	23.834	23.387	28.403	26.704	261.0	14	<b>1'40.389</b>	23.318	22.850	27.881	26.340	262.4		
10	<b>1'42.915</b>	23.919	23.227	28.274	27.495	259.0	15	<b>1'39.532</b>	23.021	<b>22.559</b>	<b>27.603</b>	26.349	262.4		
11	1'44.750 *	23.611	23.171	29.591*	28.377	259.0	16	1'39.577 *	<b>22.993</b>	22.692	27.736	<b>26.156</b>	261.0		
12	<b>1'43.336</b>	24.332	23.526	28.645	26.833	257.6	<b>23rd</b> <b>87</b> <b>Remy GARDNER</b> Onexox TKKR SAG T AUS								
13	<b>1'41.709</b>	23.724	23.148	28.175	26.662	257.6	Runs=4			Total laps=18		Full laps=10			
14	<b>1'41.220</b>	23.592	22.958	28.167	26.503	256.3	1	2'08.615	36.424	26.826	30.655	28.300			
15	<b>1'45.708</b>	23.438	22.859	32.595	26.816	257.0	2	<b>1'44.927</b>	24.939	24.160	28.936	26.892	259.0		
16	<b>1'40.605</b>	23.440	22.847	28.051	26.267	259.0	3	2'07.469 P	24.043	39.534*	31.378*	32.514	261.7		
17	<b>1'39.920</b>	23.179	22.572	27.875	26.294	259.6	4	10'34.181	34.518	25.446	29.575	27.692			
18	<b>1'40.453</b>	23.150	22.616	28.092	26.595	259.6	5	<b>1'44.497</b>	24.507	24.258	28.815	26.917	259.6		
19	<b>1'39.452</b>	23.098	22.481	27.740	26.133	261.0	6	<b>1'41.929</b>	23.961	23.253	28.067	26.648	259.6		
20	<b>1'39.825</b>	23.226	22.655	27.757	26.187	257.6	7	<b>1'41.317</b>	23.696	23.152	28.115	26.354	<b>262.4</b>		
21	<b>1'39.076</b>	23.047	<b>22.439</b>	<b>27.546</b>	<b>26.044</b>	259.6	8	<b>1'41.415</b>	23.549	23.044	28.028	26.794	261.0		
22	<b>1'39.443</b>	23.033	22.542	27.766	26.102	260.3	9	<b>1'40.709</b>	23.448	22.949	27.799	26.513	259.0		
23	<b>1'42.049</b>	23.057	24.596	28.263	26.133	261.7	10	<b>1'40.313</b>	23.384	23.018	27.641	26.270	259.6		
24	1'48.675 P	<b>22.953</b>	22.737	28.335	34.650	<b>262.4</b>	11	<b>1'52.294</b>	23.170	28.435	29.302	31.387	259.6		
<b>21st</b> <b>55</b> <b>Hafizh SYAHRIN</b> Inde Aspar Team Mot MAL							12	<b>1'42.587</b>	23.701	23.040	28.045	27.801	257.6		
Runs=3			Total laps=21		Full laps=15		13	<b>1'39.570</b>	23.197	22.776	<b>27.548</b>	<b>26.049</b>	258.3		
1	2'09.157	35.405	26.877	30.497	27.639		14	1'44.527 P	23.186	22.807	28.899*	29.635	260.3		
2	<b>1'43.888</b>	24.375	23.843	28.684	26.986	261.0	15	8'26.766	40.352	26.308	28.770	26.634			
3	1'51.265 P	23.567	23.436	31.663*	32.599	258.3	16	1'46.252 P	23.336	23.938	29.699	29.279	259.0		
4	10'40.983	34.420	25.725	29.007	28.982		17	4'25.933	35.089	23.826	28.310	26.532			
5	<b>1'45.635</b>	23.699	23.512	28.401	30.023	258.3	18	1'39.204 *	<b>23.053</b>	<b>22.422</b>	27.504*	26.225	260.3		
6	<b>1'54.549</b>	32.464	26.356	28.947	26.782	258.3	<b>24th</b> <b>64</b> <b>Bo BENDSNEYDER</b> NTS RW Racing GP NED								
7	<b>1'41.534</b>	23.451	23.058	28.398	26.627	259.6	Runs=3			Total laps=21		Full laps=15			
8	<b>1'40.841</b>	23.340	23.146	28.089	26.266	257.6	1	2'15.890	35.434	27.046	31.767	28.786			
9	<b>1'40.441</b>	23.215	22.963	28.006	26.257	259.6	2	<b>1'48.671</b>	25.107	25.569	30.181	27.814	255.0		
10	<b>1'43.208</b>	23.237	25.144	28.334	26.493	<b>261.7</b>	3	1'51.331 P	24.366	26.330*	29.721*	30.914	257.0		
11	<b>1'42.839</b>	23.301	23.043	28.120	28.375	259.0	4	10'36.531	35.822	25.775	29.867	27.960			
12	<b>1'43.149</b>	23.795	23.553	29.294	26.507	251.1	5	<b>1'45.077</b>	24.528	24.642	28.744	27.163	255.0		
13	<b>1'40.554</b>	23.190	22.897	27.920	26.547	257.0	6	<b>1'42.740</b>	24.052	23.528	28.344	26.816	257.0		
14	1'50.207 P	25.58*	24.612	29.495	30.519	256.3	7	<b>1'42.251</b>	23.744	23.477	28.299	26.731	257.0		
15	6'23.626	35.536	25.521	28.922	26.788		8	<b>1'42.891</b>	23.707	23.609	28.559	27.016	255.6		
16	<b>1'40.897</b>	23.486	23.174	28.033	26.204	257.0	9	<b>1'42.305</b>	23.564	23.273	28.514	26.954	258.3		
17	<b>1'39.968</b>	23.194	22.876	27.895	26.003	258.3	10	<b>1'41.599</b>	23.709	23.271	28.111	26.508	<b>259.6</b>		
18	<b>1'39.621</b>	23.066	22.718	27.902	25.935	259.0	11	1'48.686 P	23.499	25.437	29.490	30.260	256.3		
19	<b>1'39.357</b>	<b>22.978</b>	<b>22.584</b>	<b>27.806</b>	25.989	259.0	12	6'19.646	34.632	25.136	29.191	27.304			
20	<b>1'48.939</b>	23.085	23.670	32.714	29.470	259.6	13	<b>1'42.040</b>	24.000	23.164	28.244	26.632	252.4		
21	1'39.503 *	23.055	22.744	27.817	<b>25.887</b>	261.0	14	<b>1'41.195</b>	23.661	23.009	28.011	26.514	255.0		
<b>22nd</b> <b>99</b> <b>Kasma DANIEL</b> Onexox TKKR SAG T MAL							15	<b>1'41.417</b>	23.467	23.396	28.152	26.402	253.7		
Runs=3			Total laps=16		Full laps=10		16	<b>1'40.962</b>	23.375	23.040	28.136	26.411	254.3		
1	2'09.509	35.289	26.918	30.609	27.715		17	<b>1'45.220</b>	23.400	23.434	31.278	27.108	255.6		
2	4'18.810 P	24.332	23.947	29.304	3'01.227	<b>266.6</b>	18	<b>1'41.111</b>	23.533	22.862	28.393	26.323	255.0		
3	13'55.313	35.933	24.798	29.481	28.257		19	<b>1'40.301</b>	23.346	22.898	27.897	26.160	255.6		

**Fastest Lap:** Jake DIXON Petronas Sprinta Raci GBR **1'37.713** 22.818 22.076 27.308 25.511

These data/results cannot be reproduced, stored and/or transmitted in whole or in part by any manner of electronic, mechanical, photocopying, recording, broadcasting or otherwise now known or herein after developed without the previous express consent by the copyright owner, except for reproduction in daily press and regular printed publications on sale to the public within 60 days of the event related to those data/results and always provided that copyright symbol appears together as follows below.  
© DORNA, 2020



# Free Practice Nr. 2

# Moto2

Lap	Lap Time	T1	T2	T3	T4	Speed	Lap	Lap Time	T1	T2	T3	T4	Speed
20	1'39.776	23.161	22.740	27.787	26.088	257.6	7	1'44.607	24.695	24.041	28.911	26.960	255.6
21	1'43.311 *	23.326	22.932	30.363	26.690	257.0	8	1'52.265 *	23.917	23.789			260.3
<b>25th 11 Nicolò BULEGA</b> Federal Oil Gresini M ITA							9	1'43.721 *	24.030	23.738	28.778	27.175 *	259.6
Runs=3 Total laps=19 Full laps=12							10	1'49.902 P	24.358	24.058	28.987	32.499	259.6
1	2'14.457	34.119	26.950	30.589	28.183		11	11'58.342	36.776	24.682	29.416	27.537	
2	1'49.738	24.300	25.231	32.866	27.341	258.3	12	1'42.121	23.824	23.397	28.324	26.576	255.6
3	2'01.451 P	23.635	34.842 *	30.904 *	32.070	261.0	13	1'41.473	23.550	23.062	28.082	26.779	257.6
4	10'10.342	33.484	25.281	29.524	27.206		14	1'41.376	23.579	22.996	28.345	26.456	258.3
5	1'42.186	23.697	23.645	28.229	26.615	258.3	15	2'06.916	23.305	46.900	29.724	26.987	259.6
6	1'41.860	23.554	23.303	28.178	26.825	259.0	16	1'41.015	23.363	23.027	27.952	26.673	260.3
7	1'40.542	23.209	23.082	27.937	26.314	259.0	17	1'40.566 *	23.228	22.811 *	28.293	26.234	261.7

<b>28th 10 Luca MARINI</b> SKY Racing Team VR ITA						
Runs=1 Total laps=3 Full laps=1						
1	2'08.170	35.768	26.605	30.485	28.033	
2	1'45.109	24.901	24.220	29.061	26.927	257.6
	unfinished	24.019				262.4

## 26th 57 Edgar PONS

Federal Oil Gresini M SPA

Runs=3 Total laps=20 Full laps=12

1	2'38.071	41.218	28.211			
2	1'54.607 *	26.644	26.387	30.982	30.594	246.8
3	2'02.914 P	29.981*	29.059*	30.358*	33.512	251.1
4	10'11.789	35.538	28.455	31.776	30.514	
5	1'57.264	29.106	25.899	30.352	31.907	251.8
6	1'48.062	24.996	24.677	29.822	28.567	254.3
7	1'46.484	24.623	24.232	29.456	28.173	255.0
8	1'45.480	24.376	23.997	29.232	27.875	253.7
9	1'44.485	24.046	23.637	29.166	27.636	255.0
10	1'43.973	24.194	23.514	28.895	27.370	255.6
11	1'43.391	23.956	23.328	28.738	27.369	254.3
12	1'45.128	23.899	23.197	29.229	28.803	255.6
13	1'46.637 P	23.987	23.425	28.650	30.575	254.3
14	6'50.199	34.939	24.415	29.194	27.551	
15	1'49.837	23.983	23.028	28.712	34.114	254.3
16	1'41.618	23.670	22.838	28.225	26.885	257.0
17	1'40.969	23.476	22.669	28.156	26.668	258.3
18	1'48.940 *	25.491*	26.860	28.901	27.684	259.6
19	1'43.935	23.323	22.638	31.237	26.737	259.0
20	1'40.185 *	23.298	22.527	27.853*	26.507	259.0

## 27th 27 Andi Farid IZDIHAR

IDEMITSU Honda Te INA

Runs=3 Total laps=17 Full laps=7

1	2'24.167	39.172	29.072	31.697	29.238	
2	1'48.102	25.937	24.714	29.420	28.031	257.6
3	2'00.880 P	24.363	29.871*	31.831*	34.815	259.6
4	10'09.764	36.128	25.736	29.908	28.114	
5	2'01.210 *	25.114	23.945			258.3
6	1'46.933 *	24.726	24.637	29.626	27.944	259.6

**Fastest Lap:** Jake DIXON Petronas Sprinta Raci GBR **1'37.713** 22.818 22.076 27.308 25.511

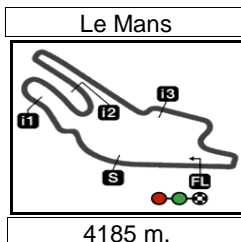
These data/results cannot be reproduced, stored and/or transmitted in whole or in part by any manner of electronic, mechanical, photocopying, recording, broadcasting or otherwise now known or herein after developed without the previous express consent by the copyright owner, except for reproduction in daily press and regular printed publications on sale to the public within 60 days of the event related to those data/results and always provided that copyright symbol appears together as follows below.  
© DORNA, 2020

Official MotoGP Timing by TISSOT  
www.motogp.com

Le Mans, Friday, October 09, 2020

Page 6 of 6





Results and timing service provided by **TISSOT**

## SHARK HELMETS GRAND PRIX DE FRANCE

### Free Practice Nr. 2

### Best Partial Times

# Moto2™

*IT* Ideal Lap Time, sum of the best partial times

*BT* Best Lap Time


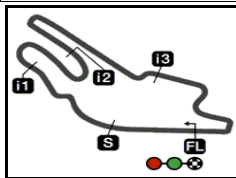
<b>T1</b>		<b>T2</b>		<b>T3</b>		<b>T4</b>				<i>IT</i>	<i>BT</i>	
Pos	Rider	Time	Rider	Time	Rider	Time	Rider	Time	Pos	Rider		
1	J.MARTIN	22.613	J.MARTIN	21.957	J.MARTIN	27.183	J.DIXON	25.511	1	J.MARTIN	1'37.358	1'37.762 (2)
2	J.DIXON	22.698	J.DIXON	22.047	M.BEZZECCHI	27.241	J.MARTIN	25.605	2	J.DIXON	1'37.564	1'37.713 (1)
3	M.BEZZECCHI	22.702	A.FERNANDEZ	22.083	S.CHANTRA	27.292	S.LOWES	25.624	3	M.BEZZECCHI	1'37.728	1'38.017 (3)
4	E.BASTIANINI	22.707	M.SCHROTTER	22.110	J.NAVARRO	27.302	S.CHANTRA	25.650	4	S.LOWES	1'37.855	1'38.155 (4)
5	M.SCHROTTER	22.722	M.BEZZECCHI	22.131	J.DIXON	27.308	M.BEZZECCHI	25.654	5	M.SCHROTTE	1'37.931	1'38.341 (9)
6	S.LOWES	22.732	M.RAMIREZ	22.140	M.SCHROTTER	27.336	A.CANET	25.663	6	A.FERNANDEZ	1'38.153	1'38.185 (5)
7	J.NAVARRO	22.753	S.LOWES	22.162	S.LOWES	27.337	E.BASTIANINI	25.718	7	T.LUTHI	1'38.157	1'38.274 (8)
8	A.CANET	22.758	J.ROBERTS	22.239	E.BASTIANINI	27.352	X.VIERGE	25.720	8	J.NAVARRO	1'38.183	1'38.221 (6)
9	X.VIERGE	22.763	H.GARZO	22.262	J.ROBERTS	27.355	T.LUTHI	25.726	9	J.ROBERTS	1'38.193	1'38.509 (12)
10	T.LUTHI	22.798	T.LUTHI	22.270	T.LUTHI	27.363	J.ROBERTS	25.738	10	E.BASTIANINI	1'38.218	1'38.816 (14)
11	T.NAGASHIMA	22.813	X.VIERGE	22.272	A.FERNANDEZ	27.380	J.NAVARRO	25.753	11	X.VIERGE	1'38.242	1'38.459 (10)
12	L.BALDASSARRI	22.834	A.CANET	22.341	L.BALDASSARRI	27.417	M.SCHROTTER	25.763	12	A.CANET	1'38.259	1'38.259 (7)
13	N.BULEGA	22.844	J.NAVARRO	22.375	S.MANZI	27.434	N.BULEGA	25.806	13	S.CHANTRA	1'38.342	1'38.476 (11)
14	H.GARZO	22.850	S.CHANTRA	22.391	X.VIERGE	27.487	A.FERNANDEZ	25.818	14	S.MANZI	1'38.623	1'38.712 (13)
15	J.ROBERTS	22.861	R.GARDNER	22.422	H.GARZO	27.494	S.MANZI	25.836	15	H.GARZO	1'38.637	1'38.843 (15)
16	A.FERNANDEZ	22.872	L.DALLA PORTA	22.439	A.CANET	27.497	H.SYHRIN	25.887	16	M.RAMIREZ	1'38.648	1'39.020 (18)
17	S.CORSI	22.891	E.BASTIANINI	22.441	L.DALLA PORTA	27.546	M.RAMIREZ	25.894	17	L.BALDASSAR	1'38.825	1'38.957 (16)
18	S.MANZI	22.905	S.MANZI	22.448	R.GARDNER	27.548	S.CORSI	25.949	18	L.DALLA POR	1'38.982	1'39.076 (20)
19	L.DALLA PORTA	22.953	L.BALDASSARRI	22.455	T.NAGASHIMA	27.553	T.NAGASHIMA	26.021	19	S.CORSI	1'39.010	1'39.010 (17)
20	H.SYHRIN	22.978	E.PONS	22.527	K.DANIEL	27.603	H.GARZO	26.031	20	T.NAGASHIMA	1'39.022	1'39.022 (19)
21	M.RAMIREZ	22.986	K.DANIEL	22.559	S.CORSI	27.604	L.DALLA PORTA	26.044	21	R.GARDNER	1'39.072	1'39.570 (23)
22	K.DANIEL	22.993	S.CORSI	22.566	M.RAMIREZ	27.628	R.GARDNER	26.049	22	N.BULEGA	1'39.143	1'39.854 (25)
23	S.CHANTRA	23.009	H.SYHRIN	22.584	N.BULEGA	27.662	B.BENDSNEYDE	26.088	23	H.SYHRIN	1'39.255	1'39.357 (21)
24	R.GARDNER	23.053	T.NAGASHIMA	22.635	B.BENDSNEYDE	27.787	L.BALDASSARRI	26.119	24	K.DANIEL	1'39.311	1'39.532 (22)

These data/results cannot be reproduced, stored and/or transmitted in whole or in part by any manner of electronic, mechanical, photocopying, recording, broadcasting or otherwise now known or herein after developed without the previous express consent by the copyright owner, except for reproduction in daily press and regular printed publications on sale to the public within 60 days of the event related to those data/results and always provided that copyright symbol appears together as follows below.  
© DORNA, 2020

Official MotoGP Timing by **TISSOT**  
www.motogp.com



Le Mans

Results and timing service provided by  **TISSOT**

4185 m.

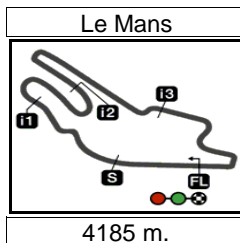
**SHARK HELMETS GRAND PRIX DE FRANCE****Free Practice Nr. 2****Best Partial Times****Moto2™***IT* Ideal Lap Time, sum of the best partial times*BT* Best Lap Time

<b>T1</b>			<b>T2</b>			<b>T3</b>			<b>T4</b>				
<i>Pos</i>	<i>Rider</i>	<i>Time</i>	<i>Rider</i>	<i>Time</i>	<i>Rider</i>	<i>Time</i>	<i>Rider</i>	<i>Time</i>	<i>Pos</i>	<i>Rider</i>	<i>IT</i>	<i>BT</i>	
25	B.BENDSNEYDE	23.161	B.BENDSNEYDE	22.740	H.SYHRIN	27.806	K.DANIEL	26.156	25	<b>B.BENDSNEY</b>	1'39.776	1'39.776	(24)
26	<b>A.IZDIHAR</b>	<b>23.228</b>	<b>N.BULEGA</b>	<b>22.831</b>	<b>A.IZDIHAR</b>	<b>27.952</b>	<b>A.IZDIHAR</b>	<b>26.234</b>	26	<b>A.IZDIHAR</b>	1'40.410	1'41.015	(27)
27	E.PONS	23.298	A.IZDIHAR	22.996	E.PONS	28.156	E.PONS	26.507	27	<b>E.PONS</b>	1'40.488	1'40.969	(26)
28	<b>L.MARINI</b>	<b>24.019</b>	<b>L.MARINI</b>	<b>24.220</b>	<b>L.MARINI</b>	<b>29.061</b>	<b>L.MARINI</b>	<b>26.927</b>	28	<b>L.MARINI</b>	1'44.227		(-1)

These data/results cannot be reproduced, stored and/or transmitted in whole or in part by any manner of electronic, mechanical, photocopying, recording, broadcasting or otherwise now known or herein after developed without the previous express consent by the copyright owner, except for reproduction in daily press and regular printed publications on sale to the public within 60 days of the event related to those data/results and always provided that copyright symbol appears together as follows below.  
© DORNA, 2020

Official MotoGP Timing by **TISSOT**  
www.motogp.com





Results and timing service provided by TISSOT

Moto2™

**SHARK HELMETS GRAND PRIX DE FRANCE**  
**Free Practice Nr. 2**  
**Fastest Laps Sequence**

<i>Practice Time</i>	<i>Rider</i>	<i>Nation</i>	<i>Motorcycle</i>	<i>Time</i>	<i>Km/h</i>	<i>Rider's Lap</i>
3'48.987	96 Jake DIXON	GBR	KALEX	1'43.695	145.2	2
4'02.453	88 Jorge MARTIN	SPA	KALEX	1'42.959	146.3	2
4'12.777	23 Marcel SCHROTTER	GER	KALEX	1'42.810	146.5	2
17'40.923	96 Jake DIXON	GBR	KALEX	1'41.319	148.6	5
18'31.020	23 Marcel SCHROTTER	GER	KALEX	1'40.819	149.4	5
19'21.080	96 Jake DIXON	GBR	KALEX	1'40.157	150.4	6
20'11.118	23 Marcel SCHROTTER	GER	KALEX	1'40.098	150.5	6
21'00.866	96 Jake DIXON	GBR	KALEX	1'39.786	150.9	7
21'50.478	23 Marcel SCHROTTER	GER	KALEX	1'39.360	151.6	7
24'19.762	96 Jake DIXON	GBR	KALEX	1'39.111	152.0	9
26'16.212	88 Jorge MARTIN	SPA	KALEX	1'39.030	152.1	9
27'02.997	22 Sam LOWES	GBR	KALEX	1'38.951	152.2	10
27'55.951	97 Xavi VIERGE	SPA	KALEX	1'38.775	152.5	11
30'25.818	22 Sam LOWES	GBR	KALEX	1'38.562	152.8	12
41'35.565	23 Marcel SCHROTTER	GER	KALEX	1'38.341	153.2	15
42'28.659	88 Jorge MARTIN	SPA	KALEX	1'38.266	153.3	14
45'49.916	88 Jorge MARTIN	SPA	KALEX	1'38.043	153.6	16
47'29.209	72 Marco BEZZECCHI	ITA	KALEX	1'38.017	153.7	18
47'30.382	96 Jake DIXON	GBR	KALEX	1'37.713	154.1	17

These data/results cannot be reproduced, stored and/or transmitted in whole or in part by any manner of electronic, mechanical, photocopying, recording, broadcasting or otherwise now known or herein after developed without the previous express consent by the copyright owner, except for reproduction in daily press and regular printed publications on sale to the public within 60 days of the event related to those data/results and always provided that copyright symbol appears together as follows below.

© DORNA, 2020

Official MotoGP Timing by TISSOT  
 www.motogp.com

Le Mans, Friday, October 09, 2020

