
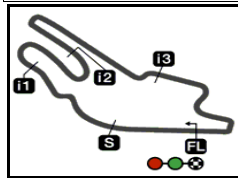


Le Mans

Results and timing service provided by 

Moto2™




4185 m.

SHARK HELMETS GRAND PRIX DE FRANCE

Free Practice Nr. 3

Classification

10

	Rider	Nation	Team	Motorcycle	Time	Lap Total	Gap	Top Speed
1	16 Joe ROBERTS	USA	Tennor American Racing	KALEX	1'36.490	17 18		263.1
2	72 Marco BEZZECCHI	ITA	SKY Racing Team VR46	KALEX	1'36.600	16 21	0.110 0.110	265.2
3	37 Augusto FERNANDEZ	SPA	EG 0,0 Marc VDS	KALEX	1'36.828	18 19	0.338 0.228	261.7
4	22 Sam LOWES	GBR	EG 0,0 Marc VDS	KALEX	1'36.856	17 18	0.366 0.028	262.4
5	87 Remy GARDNER	AUS	Onexox TKKR SAG Team	KALEX	1'36.889	18 18	0.399 0.033	262.4
6	9 Jorge NAVARRO	SPA	Termozeta Speed Up	SPEED UP	1'36.970	10 19	0.480 0.081	263.1
7	96 Jake DIXON	GBR	Petronas Sprinta Racing	KALEX	1'37.116	9 17	0.626 0.146	260.3
8	62 Stefano MANZI	ITA	MV Agusta Forward Racing	MV AGUSTA	1'37.274	18 18	0.784 0.158	261.7
9	10 Luca MARINI	ITA	SKY Racing Team VR46	KALEX	1'37.296	21 22	0.806 0.022	263.1
10	42 Marcos RAMIREZ	SPA	Tennor American Racing	KALEX	1'37.311	18 18	0.821 0.015	262.4
11	40 Hector GARZO	SPA	Flexbox HP 40	KALEX	1'37.312	10 14	0.822 0.001	261.7
12	24 Simone CORSI	ITA	MV Agusta Forward Racing	MV AGUSTA	1'37.419	20 21	0.929 0.107	260.3
13	88 Jorge MARTIN	SPA	Red Bull KTM Ajo	KALEX	1'37.429	8 8	0.939 0.010	261.0
14	97 Xavi VIERGE	SPA	Petronas Sprinta Racing	KALEX	1'37.442	13 13	0.952 0.013	260.3
15	45 Tetsuta NAGASHIMA	JPN	Red Bull KTM Ajo	KALEX	1'37.496	10 18	1.006 0.054	261.7
16	11 Nicolò BULEGA	ITA	Federal Oil Gresini Moto2	KALEX	1'37.524	5 19	1.034 0.028	263.8
17	44 Aron CANET	SPA	Inde Aspar Team Moto2	SPEED UP	1'37.713	9 9	1.223 0.189	260.3
18	7 Lorenzo BALDASSARRI	ITA	Flexbox HP 40	KALEX	1'37.794	5 12	1.304 0.081	259.6
19	12 Thomas LUTHI	SWI	Liqui Moly Intact GP	KALEX	1'37.795	5 9	1.305 0.001	263.1
20	55 Hafizh SYAHRIN	MAL	Inde Aspar Team Moto2	SPEED UP	1'37.807	17 18	1.317 0.012	264.5
21	19 Lorenzo DALLA PORTA	ITA	Italtrans Racing Team	KALEX	1'37.837	21 21	1.347 0.030	264.5
22	35 Somkiat CHANTRA	THA	IDEMITSU Honda Team Asia	KALEX	1'37.958	18 19	1.468 0.121	261.7
23	23 Marcel SCHROTTER	GER	Liqui Moly Intact GP	KALEX	1'38.032	6 14	1.542 0.074	260.3
24	99 Kasma DANIEL	MAL	Onexox TKKR SAG Team	KALEX	1'38.280	6 16	1.790 0.248	263.8
25	21 Fabio DI GIANNANTONIO	ITA	Termozeta Speed Up	SPEED UP	1'38.283	15 16	1.793 0.003	261.0
26	64 Bo BENDSNEYDER	NED	NTS RW Racing GP	NTS	1'38.315	7 17	1.825 0.032	260.3
27	33 Enea BASTIANINI	ITA	Italtrans Racing Team	KALEX	1'38.339	13 13	1.849 0.024	263.1
28	57 Edgar PONS	SPA	Federal Oil Gresini Moto2	KALEX	1'38.753	16 17	2.263 0.414	259.0
29	27 Andi Farid IZDIHAR	INA	IDEMITSU Honda Team Asia	KALEX	1'39.342	17 17	2.852 0.589	262.4
30	74 Piotr BIESIEKIRSKI	POL	NTS RW Racing GP	NTS	1'40.914	12 16	4.424 1.572	256.3

Practice condition: **Dry**Air: **13°**Humidity: **66%**Ground: **15°**

Fastest Lap:	Lap: 17	Joe ROBERTS	1'36.490	156.1 Km/h
Best Race Lap:	2019	Jorge NAVARRO	1'36.764	155.6 Km/h
All Time Lap Record:	2018	Francesco BAGNAIA	1'36.188	156.6 Km/h

The results are provisional until the end of the limit for protest and appeals.

Time limit for protest expires 30' after publication of the results - Time:

These data/results cannot be reproduced, stored and/or transmitted in whole or in part by any manner of electronic, mechanical, photocopying, recording, broadcasting or otherwise now known or herein after developed without the previous express consent by the copyright owner, except for reproduction in daily press and regular printed publications on sale to the public within 60 days of the event related to those data/results and always provided that copyright symbol appears together as follows below.

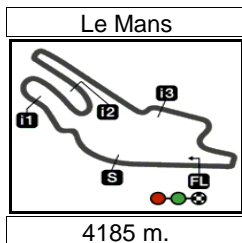
© DORNA, 2020

Official MotoGP Timing by TISSOT
www.motogp.com

Le Mans, Saturday, October 10, 2020

moto2™





Results and timing service provided by **TISSOT**

Moto2™

SHARK HELMETS GRAND PRIX DE FRANCE

Free Practice Nr. 3

Combined Free Practice Times

11

	Rider	Nation	Team	MOTORCYCLE	FP1	FP2	FP3	Gap
1	16 J.ROBERTS	USA	Tennor American Racing	KALEX	1'51.829 14	1'38.509 18	1'36.490 17	
2	72 M.BEZZECCHI	ITA	SKY Racing Team VR46	KALEX	1'52.206 17	1'38.017 18	1'36.600 16	0.110 0.110
3	37 A.FERNANDEZ	SPA	EG 0,0 Marc VDS	KALEX	1'53.173 11	1'38.185 19	1'36.828 18	0.338 0.228
4	22 S.LOWES	GBR	EG 0,0 Marc VDS	KALEX	1'52.942 7	1'38.155 17	1'36.856 17	0.366 0.028
5	87 R.GARDNER	AUS	Onexox TKKR SAG Team	KALEX	1'52.769 9	1'39.570 13	1'36.889 18	0.399 0.033
6	9 J.NAVARRO	SPA	Termozeta Speed Up	SPEED UP	1'52.937 12	1'38.221 17	1'36.970 10	0.480 0.081
7	96 J.DIXON	GBR	Petronas Sprinta Racing	KALEX	1'51.851 14	1'37.713 17	1'37.116 9	0.626 0.146
8	62 S.MANZI	ITA	MV Agusta Forward Racing	MV AGUSTA	1'52.693 16	1'38.712 19	1'37.274 18	0.784 0.158
9	10 L.MARINI	ITA	SKY Racing Team VR46	KALEX	1'55.032 7	1'45.109 2	1'37.296 21	0.806 0.022
10	42 M.RAMIREZ	SPA	Tennor American Racing	KALEX	1'55.598 11	1'39.020 19	1'37.311 18	0.821 0.015
11	40 H.GARZO	SPA	Flexbox HP 40	KALEX	1'51.532 21	1'38.843 17	1'37.312 10	0.822 0.001
12	24 S.CORSI	ITA	MV Agusta Forward Racing	MV AGUSTA	1'52.608 17	1'39.010 19	1'37.419 20	0.929 0.107
13	88 J.MARTIN	SPA	Red Bull KTM Ajo	KALEX	1'51.912 13	1'37.762 18	1'37.429 8	0.939 0.010
14	97 X.VIERGE	SPA	Petronas Sprinta Racing	KALEX	1'53.255 16	1'38.459 18	1'37.442 13	0.952 0.013
15	45 T.NAGASHIMA	JPN	Red Bull KTM Ajo	KALEX	1'52.898 12	1'39.022 17	1'37.496 10	1.006 0.054
16	11 N.BULEGA	ITA	Federal Oil Gresini Moto2	KALEX	1'52.259 10	1'39.854 17	1'37.524 5	1.034 0.028
17	44 A.CANET	SPA	Inde Aspar Team Moto2	SPEED UP	1'56.515 3	1'38.259 18	1'37.713 9	1.223 0.189
18	7 L.BALDASSARRI	ITA	Flexbox HP 40	KALEX	1'51.535 21	1'38.957 23	1'37.794 5	1.304 0.081
19	12 T.LUTHI	SWI	Liqui Moly Intact GP	KALEX	1'52.238 20	1'38.274 16	1'37.795 5	1.305 0.001
20	55 H.SYHRIN	MAL	Inde Aspar Team Moto2	SPEED UP	1'52.373 16	1'39.357 19	1'37.807 17	1.317 0.012
21	19 L.DALLA PORTA	ITA	Italtrans Racing Team	KALEX	1'52.807 14	1'39.076 21	1'37.837 21	1.347 0.030
22	35 S.CHANTRA	THA	IDEMITSU Honda Team Asia	KALEX	1'59.073 2	1'38.476 20	1'37.958 18	1.468 0.121
23	23 M.SCHROTTER	GER	Liqui Moly Intact GP	KALEX	1'52.921 11	1'38.341 15	1'38.032 6	1.542 0.074
24	99 K.DANIEL	MAL	Onexox TKKR SAG Team	KALEX	1'51.279 13	1'39.532 15	1'38.280 6	1.790 0.248
25	21 F.DI GIANNANTO	ITA	Termozeta Speed Up	SPEED UP	1'54.035 10		1'38.283 15	1.793 0.003
26	64 B.BENDSNEYDE	NED	NTS RW Racing GP	NTS	1'56.725 16	1'39.776 20	1'38.315 7	1.825 0.032
27	33 E.BASTIANINI	ITA	Italtrans Racing Team	KALEX	1'52.596 16	1'38.816 16	1'38.339 13	1.849 0.024
28	57 E.PONS	SPA	Federal Oil Gresini Moto2	KALEX	1'53.499 16	1'40.969 17	1'38.753 16	2.263 0.414
29	27 A.IZDIHAR	INA	IDEMITSU Honda Team Asia	KALEX		1'41.015 16	1'39.342 17	2.852 0.589
30	74 P.BIESIEKIRSKI	POL	NTS RW Racing GP	NTS	1'57.968 13		1'40.914 12	4.424 1.572

Pole Position Record:	2018	Francesco BAGNAIA	1'36.188	156.6 Km/h
Best Race Lap:	2019	Jorge NAVARRO	1'36.764	155.6 Km/h
All Time Lap Record:	2018	Francesco BAGNAIA	1'36.188	156.6 Km/h

The results are provisional until the end of the limit for protest and appeals.

Time limit for protest expires 60' after publication of the results - Mr. Time:

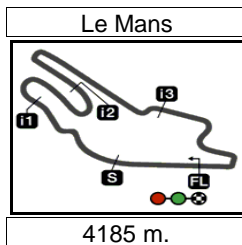
These data/results cannot be reproduced, stored and/or transmitted in whole or in part by any manner of electronic, mechanical, photocopying, recording, broadcasting or otherwise now known or herein after developed without the previous express consent by the copyright owner, except for reproduction in daily press and regular printed publications on sale to the public within 60 days of the event related to those data/results and always provided that copyright symbol appears together as follows below.

© DORNA, 2020

Official MotoGP Timing by **TISSOT**
www.motogp.com

Le Mans, Saturday, October 10, 2020





Results and timing service provided by **TISSOT**

Moto2™

SHARK HELMETS GRAND PRIX DE FRANCE

Free Practice Nr. 3

Top Speed & Average

12



Rider	Nation	Motorcycle	Top 5 speeds					Average	Top
72 Marco BEZZECCHI	ITA	KALEX	265.2	265.2	264.5	264.5	263.8	264.4	265.2
19 Lorenzo DALLA PORTA	ITA	KALEX	264.5	264.5	263.8	263.8	263.1	263.8	264.5
55 Hafizh SYHRIN	MAL	SPEED UP	264.5	262.4	261.0	261.0	261.0	261.8	264.5
11 Nicolò BULEGA	ITA	KALEX	263.8	263.1	261.7	261.0	261.0	261.7	263.8
99 Kasma DANIEL	MAL	KALEX	263.8	263.8	263.8	263.1	263.1	263.5	263.8
9 Jorge NAVARRO	SPA	SPEED UP	263.1	262.4	261.7	261.7	261.7	262.1	263.1
10 Luca MARINI	ITA	KALEX	263.1	262.4	262.4	261.7	261.7	262.2	263.1
12 Thomas LUTHI	SWI	KALEX	263.1	263.1	261.7	261.7	260.3	261.7	263.1
16 Joe ROBERTS	USA	KALEX	263.1	262.4	261.7	261.0	260.3	261.2	263.1
33 Enea BASTIANINI	ITA	KALEX	263.1	262.4	261.7	261.7	261.0	262.0	263.1
22 Sam LOWES	GBR	KALEX	262.4	262.4	261.7	261.7	261.7	261.9	262.4
27 Andi Farid IZDIHAR	INA	KALEX	262.4	262.4	261.7	261.7	261.0	261.5	262.4
42 Marcos RAMIREZ	SPA	KALEX	262.4	262.4	262.4	262.4	261.7	262.1	262.4
87 Remy GARDNER	AUS	KALEX	262.4	261.7	261.7	261.0	261.0	261.6	262.4
35 Somkiat CHANTRA	THA	KALEX	261.7	261.0	260.3	259.6	259.6	260.1	261.7
37 Augusto FERNANDEZ	SPA	KALEX	261.7	261.0	261.0	261.0	260.3	260.7	261.7
40 Hector GARZO	SPA	KALEX	261.7	261.7	261.0	259.6	259.0	260.3	261.7
45 Tetsuta NAGASHIMA	JPN	KALEX	261.7	261.0	260.3	260.3	260.3	260.7	261.7
62 Stefano MANZI	ITA	MV AGUSTA	261.7	261.0	260.3	259.6	259.0	259.9	261.7
21 Fabio DI GIANNANTONIO	ITA	SPEED UP	261.0	259.0	258.3	258.3	258.3	259.0	261.0
88 Jorge MARTIN	SPA	KALEX	261.0	261.0	259.6	259.0	259.0	259.7	261.0
23 Marcel SCHROTTER	GER	KALEX	260.3	260.3	260.3	260.3	259.6	260.0	260.3
24 Simone CORSI	ITA	MV AGUSTA	260.3	259.6	259.6	259.6	259.0	259.4	260.3
44 Aron CANET	SPA	SPEED UP	260.3	259.6	259.0	258.3	257.6	259.0	260.3
64 Bo BENDSNEYDER	NED	NTS	260.3	259.6	258.3	257.6	257.0	258.1	260.3
96 Jake DIXON	GBR	KALEX	260.3	259.6	259.6	259.6	259.6	259.7	260.3
97 Xavi VIERGE	SPA	KALEX	260.3	260.3	259.6	259.6	259.6	259.9	260.3
7 Lorenzo BALDASSARRI	ITA	KALEX	259.6	258.3	258.3	258.3	257.6	258.2	259.6
57 Edgar PONS	SPA	KALEX	259.0	259.0	258.3	258.3	258.3	258.5	259.0
74 Piotr BIESIEKIRSKI	POL	NTS	256.3	254.3	254.3	254.3	254.3	254.6	256.3

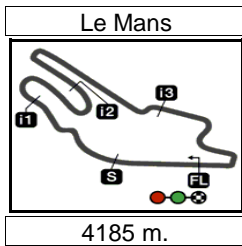
These data/results cannot be reproduced, stored and/or transmitted in whole or in part by any manner of electronic, mechanical, photocopying, recording, broadcasting or otherwise now known or herein after developed without the previous express consent by the copyright owner, except for reproduction in daily press and regular printed publications on sale to the public within 60 days of the event related to those data/results and always provided that copyright symbol appears together as follows below.

© DORNA, 2020

Official MotoGP Timing by TISSOT
www.motogp.com



Le Mans, Saturday, October 10, 2020



Results and timing service provided by TISSOT

Moto2™

SHARK HELMETS GRAND PRIX DE FRANCE

Free Practice Nr. 3

Chronological Analysis of Performances

13

* Lap / Sector time cancelled T1 Time from finish line to 1st intermediate T3 Time from 2nd intermed. to 3rd intermed.
P Crossing the finish line in pit lane T2 Time from 1st intermed. to 2nd intermed. T4 Time from 3rd intermediate to finish line

Lap	Lap Time	T1	T2	T3	T4	Speed	Lap	Lap Time	T1	T2	T3	T4	Speed
1st 16 Joe ROBERTS Tennor American Raci USA Runs=3 Total laps=18 Full laps=11							3rd 37 Augusto FERNAND EG 0,0 Marc VDS SPA Runs=2 Total laps=19 Full laps=16						
1	2'52.388	33.479	25.102	29.266	27.107		1	2'24.138	36.092	25.476	29.941	27.206	
2	1'39.410	23.664	22.426	27.532	25.788	259.6	2	1'40.699	23.632	22.828	28.209	26.030	260.3
3	1'37.825 *	23.092	21.893	27.213	25.627*	263.1	3	1'39.239	23.059	22.260	27.912	26.008	261.0
4	1'37.414	22.778	21.995	27.225	25.416	260.3	4	1'38.517	22.871	22.179	27.772	25.695	259.6
5	1'36.993	22.689	21.894	27.014	25.396	259.6	5	1'37.903	22.796	21.945	27.516	25.646	259.0
6	1'37.518	22.807	21.970	27.225	25.516	260.3	6	1'37.848	22.901	21.926	27.506	25.515	260.3
7	1'40.453 P	22.660	21.896	27.335*	28.562	260.3	7	1'37.392	22.698	21.824	27.379	25.491	261.0
8	6'03.057	26.324	23.093	28.032	25.981		8	1'37.717	22.775	21.885	27.456	25.601	261.7
9	1'38.802	23.099	22.128	27.626	25.949	257.6	9	1'37.687	22.601	21.820	27.552	25.714	259.6
10	1'37.230	22.727	21.919	27.098	25.486	258.3	10	1'39.271	22.697	22.894	27.837	25.843	259.0
11	1'36.860	22.678	21.812	27.012	25.358	259.0	11	1'38.560	22.779	21.973	27.476	26.332	257.0
12	1'36.964	22.636	21.822	27.017	25.489	259.6	12	1'37.273	22.638	21.765	27.375	25.495	258.3
13	1'39.987 P	22.679	21.890	27.535	27.883	259.0	13	1'44.169 P	23.792	22.574	27.870	29.933	259.0
14	7'14.963	29.990	24.232	28.332	26.026		14	10'13.130 *	26.761	24.174	28.596	26.112*	
15	1'38.124	23.132	22.182	27.388	25.422	261.0	15	1'37.854	22.869	21.947	27.588	25.450	258.3
16	1'52.816	22.639	37.030	27.686	25.461	262.4	16	1'37.284	22.886	21.747	27.313	25.338	259.6
17	1'36.490	22.511	21.781	26.904	25.294	261.7	17	1'41.101	22.655	24.677	27.640	26.129	261.0
18	2'40.126 P	22.451*	21.624	24.185	31.861	260.3	18	1'36.828	22.563	21.688	27.227	25.350	260.3
							19	1'36.848	22.591	21.690	27.255	25.312	260.3
2nd 72 Marco BEZZECCHI SKY Racing Team VR ITA Runs=2 Total laps=21 Full laps=12							4th 22 Sam LOWES EG 0,0 Marc VDS GBR Runs=2 Total laps=18 Full laps=8						
1	1'51.380	26.006	24.907	28.702	26.909		1	2'39.265	36.702	24.854	28.660	26.598	
2	1'38.526 *	23.170	22.275	27.358	25.723*	262.4	2	1'39.484	23.400	22.318	27.378	26.388	260.3
3	1'38.009	22.836	22.136	27.344	25.693	263.1	3	1'38.118 *	23.091	21.967	27.424	25.636*	261.0
4	1'38.904	22.923	22.076	28.189	25.716	261.7	4	1'37.683 *	22.774	21.942	27.205*	25.762	261.7
5	1'37.707	22.845	21.984	27.262	25.616	263.8	5	1'37.439	22.719	21.852	27.123	25.745	261.0
6	1'37.295	22.636	21.945	27.203	25.511	263.8	6	1'37.506 *	22.706	21.863	27.201	25.736*	262.4
7	1'56.159	22.504	39.735	28.181	25.739	260.3	7	1'37.463 *	22.900	21.806	27.345*	25.412	261.7
8	1'37.555 *	22.589	22.168	27.177	25.621*	263.8	8	1'37.122 *	22.541	21.878	27.148*	25.555*	262.4
9	1'37.302 *	22.714	21.989	27.153	25.446*	264.5	9	1'37.346 *	22.546	21.866	27.303*	25.631	261.7
10	1'37.472	22.568	21.948	27.276	25.680	265.2	10	1'37.033	22.867	21.778	26.983	25.405	259.0
11	1'45.496 P	23.106	22.128	29.542	30.720	263.1	11	1'50.183 P	24.966	25.446	29.316	30.455	261.0
12	7'59.753	24.118	23.343	27.884	25.966		12	11'23.482	36.546	23.386	28.464	26.039	
13	1'37.332	22.651	21.966	27.175	25.540	262.4	13	1'38.323	23.160	22.126	27.464	25.573	258.3
14	1'37.258	22.515	21.956	27.189	25.598	264.5	14	1'41.651 *	25.861*	22.708	27.464	25.619	261.0
15	1'37.143	22.532	22.037	27.141	25.433	265.2	15	1'37.071	22.694	21.902	27.157	25.318	261.0
16	1'36.600	22.425	21.873	26.970	25.332	262.4	16	1'37.086	22.531	21.755	27.164	25.636	261.7
17	1'39.708 *	23.79*	22.662	27.548	25.701	263.1	17	1'36.856	22.629	21.729	27.085	25.413	261.7
18	1'38.148 *	22.831*	22.092	27.327*	25.894*	260.3	18	1'43.203	24.672	25.051	28.047	25.433	261.0
19	1'37.768	22.563	22.102	27.487	25.616	261.0							
20	1'37.152	22.556	21.907	27.124	25.565	262.4							
21	3'50.514 P	22.601*	21.978	27.493*	2'38.437	262.4							
5th 87 Remy GARDNER Onexox TKKR SAG T AUS Runs=2 Total laps=18 Full laps=13													
1	1'51.642	26.684	24.388	28.849	26.766								

Fastest Lap: Joe ROBERTS Tennor American Raci USA **1'36.490** 22.511 21.781 26.904 25.294

These data/results cannot be reproduced, stored and/or transmitted in whole or in part by any manner of electronic, mechanical, photocopying, recording, broadcasting or otherwise now known or herein after developed without the previous express consent by the copyright owner, except for reproduction in daily press and regular printed publications on sale to the public within 60 days of the event related to those data/results and always provided that copyright symbol appears together as follows below.
© DORNA, 2020



Free Practice Nr. 3

Moto2

Lap	Lap Time	T1	T2	T3	T4	Speed	Lap	Lap Time	T1	T2	T3	T4	Speed
2	1'40.411	23.949	22.686	27.832	25.944	260.3	15	2'08.528	22.742	21.855	57.811	26.120	259.6
3	1'38.329	22.991	22.172	27.381	25.785	259.0	16	1'37.676	22.720	22.069	27.276	25.611	260.3
4	1'38.045	22.739	22.058	27.431	25.817	260.3	17	1'47.997 P	24.788	24.376	28.920	29.913	257.6
5	1'37.578	22.723	22.008	27.313	25.534	259.6	8th 62 Stefano MANZI MV Agusta Forward R ITA						
6	1'37.151	22.659	21.883	27.163	25.446	261.0	Runs=3 Total laps=18 Full laps=11						
7	1'45.422	22.608	25.245	31.247	26.322	261.7	1	1'58.322	28.940	24.717	29.093	26.613	
8	1'39.476	22.855	22.082	27.765	26.774	260.3	2	1'41.764 *	24.65 *	23.091	28.087	25.935	257.6
9	1'37.231	22.637	21.953	27.178	25.463	260.3	3	1'39.270 *	23.165	22.429	27.700 *	25.976	259.0
10	1'37.469	22.765	21.908	27.256	25.540	260.3	4	1'38.850	22.942	22.362	27.495	26.051	259.6
11	1'43.994 P	22.702	21.983	28.018	31.291	257.6	5	1'38.395	23.024	22.252	27.371	25.748	261.0
12	12'07.485 *	26.545	23.776	28.177	26.136 *		6	1'39.045	22.921	22.350	27.775	25.999	261.7
13	1'38.492 *	23.267	22.118	27.516	25.591 *	260.3	7	1'38.145	22.803	22.287	27.394	25.661	257.6
14	1'37.381 *	22.676	21.896	27.395 *	25.414	260.3	8	1'37.927	22.744	22.165	27.352	25.666	259.0
15	1'37.058	22.521	21.927	27.222	25.388	261.0	9	1'37.970	22.723	22.186	27.330	25.731	258.3
16	1'37.314	22.547	21.825	27.452	25.490	260.3	10	1'38.121	22.750	22.296	27.433	25.642	256.3
17	1'43.452	22.551	25.217	29.958	25.726	261.7	11	1'56.861 P	28.86 *	26.857	29.877	31.265	252.4
18	1'36.889	22.521	21.882	27.258	25.228	262.4	12	8'42.427 P	26.224	23.823	28.444	29.835	
6th 9 Jorge NAVARRO Termozeta Speed Up SPA							13	4'37.291 *	27.686	24.489	28.329 *	26.158	
Runs=2 Total laps=19 Full laps=13							14	1'38.777 *	23.056	22.457	27.656 *	25.608	257.0
1	2'29.424	36.593	25.035	29.638	27.128		15	1'37.953	22.790	22.141	27.463	25.559	259.0
2	1'40.057	23.724	22.584	27.725	26.024	260.3	16	1'37.863	22.688	22.046	27.449	25.680	260.3
3	1'38.044 *	22.887	21.996	27.345	25.816 *	261.0	17	1'37.748	22.641	22.177	27.405	25.525	258.3
4	1'40.933	22.682	22.112	27.792	28.347	261.7	18	1'37.274	22.615	22.050	27.176	25.433	257.0
5	1'37.752	22.751	22.024	27.264	25.713	261.0	9th 10 Luca MARINI SKY Racing Team VR ITA						
6	1'37.652	22.724	21.985	27.310	25.633	261.7	Runs=2 Total laps=22 Full laps=14						
7	1'37.483	22.631	22.071	27.095	25.686	263.1	1	1'56.054	28.757	24.978	29.690	27.523	
8	1'37.161	22.565	21.866	27.154	25.576	261.7	2	1'41.513	24.275	22.901	28.074	26.263	259.6
9	1'39.021 *	22.596	21.970	28.624 *	25.831	262.4	3	1'40.292	23.668	22.575	27.815	26.234	260.3
10	1'36.970	22.641	21.854	27.064	25.411	260.3	4	1'40.188	24.192	22.288	27.450	26.258	259.6
11	1'37.388	22.621	21.948	27.240	25.579	261.0	5	1'38.398	23.089	22.146	27.376	25.787	263.1
12	1'37.833	22.527	22.456	27.365	25.485	261.0	6	1'38.340	22.997	22.083	27.481	25.779	262.4
13	1'37.255	22.651	21.914	27.272	25.418	261.0	7	1'38.247	22.842	22.117	27.417	25.871	260.3
14	1'36.982	22.597	21.877	27.021	25.487	260.3	8	1'45.582 *	22.775	22.000			260.3
15	1'42.708 P	22.633	22.025	27.160	30.890	260.3	9	1'38.221 *	23.004	22.104	27.409	25.704	261.7
16	10'33.378	29.433	22.660	27.831	25.926		10	1'38.210	23.268	22.072	27.185	25.685	261.0
17	1'37.625	22.730	22.031	27.281	25.583	259.6	11	1'42.806 P	22.845	22.163	27.167	30.631	259.0
18	1'37.587	22.648	22.082	27.329	25.528	261.0	12	6'15.713	27.041	24.168	28.582	26.554	
19	1'37.384 *	22.64 *	21.962	27.248	25.531	261.7	13	1'39.631	23.429	22.447	27.686	26.069	258.3
7th 96 Jake DIXON Petronas Sprinta Raci GBR							14	1'38.458	23.098	22.159	27.339	25.862	259.0
Runs=2 Total laps=17 Full laps=11							15	1'38.335	23.168	22.121	27.274	25.772	259.6
1	1'50.655	25.375	24.884	28.972	26.622		16	1'38.095	23.039	22.002	27.357	25.697	259.6
2	1'39.832	23.554	22.872	27.610	25.796	257.6	17	1'37.649	23.031	21.930	27.088	25.600	261.0
3	1'38.042	22.972	22.223	27.313	25.534	259.6	18	1'38.130 *	22.94 *	22.200	27.277	25.709	261.0
4	1'37.494	22.779	21.887	27.184	25.644	259.6	19	1'38.504 *	23.01 *	21.934	27.787	25.773	259.0
5	1'37.874	22.808	21.944	27.199	25.923	258.3	20	1'37.423	22.609	21.927	27.292	25.595	261.7
6	1'37.595	22.789	21.931	27.269	25.606	257.0	21	1'37.296	22.749	21.828	27.263	25.456	262.4
7	1'45.388	22.795	26.771	30.003	25.819	257.6	22	1'39.941 *	22.83 *	21.900	27.329 *	27.876	261.7
8	1'37.538 *	22.848	21.929	27.221	25.540 *	259.0	10th 42 Marcos RAMIREZ Tendor American Raci SPA						
9	1'37.116	22.745	21.851	27.122	25.398	258.3	Runs=2 Total laps=18 Full laps=12						
10	1'47.753 P	26.58 *	23.735	28.059	29.370	258.3	1	1'55.414	28.669	24.557	29.549	26.779	
11	13'32.957	29.545	24.502	28.851	26.376		2	1'39.865	23.651	22.286	27.853	26.075	261.0
12	1'38.671	23.465	22.233	27.403	25.570	255.6	3	1'40.018	23.265	23.145	27.660	25.948	261.7
13	1'38.404 *	23.543	22.182	27.285 *	25.394	257.6	4	1'38.157	23.005	22.067	27.358	25.727	262.4
14	1'37.536	22.881	22.045	27.142	25.468	259.6							

Fastest Lap: Joe ROBERTS Tendor American Raci USA **1'36.490** 22.511 21.781 26.904 25.294

These data/results cannot be reproduced, stored and/or transmitted in whole or in part by any manner of electronic, mechanical, photocopying, recording, broadcasting or otherwise now known or herein after developed without the previous express consent by the copyright owner, except for reproduction in daily press and regular printed publications on sale to the public within 60 days of the event related to those data/results and always provided that copyright symbol appears together as follows below.
© DORNA, 2020

Free Practice Nr. 3

Moto2

Lap	Lap Time	T1	T2	T3	T4	Speed	Lap	Lap Time	T1	T2	T3	T4	Speed			
11th 40 Hector GARZO Flexbox HP 40 SPA							13th 88 Jorge MARTIN Red Bull KTM Ajo SPA									
Runs=1 Total laps=14 Full laps=9							Runs=1 Total laps=9 Full laps=4									
1	1'58.677	29.833	24.956	29.209	27.143		1	2'21.329	30.694	24.582	29.101	26.567				
2	1'39.743	23.315	22.470	27.913	26.045	261.0	2	1'39.787	23.450	22.446	27.995	25.896	259.0			
3	1'39.992	22.981	22.500	27.835	26.676	259.6	3	1'38.544	* 23.132	22.178	27.455	25.779*	261.0			
4	1'39.407	23.096	22.206	27.657	26.448	261.7	4	1'38.126	* 22.952	22.057	27.255*	25.862*	259.6			
5	1'37.958	22.685	22.086	27.481	25.706	259.0	5	1'40.363	* 22.853	22.261	29.247*	26.002*	261.0			
6	1'40.559	22.655	22.027	28.121	27.756	258.3	6	1'37.724	22.889	21.970	27.252	25.613	259.0			
7	1'37.766	22.765	22.135	27.325	25.541	258.3	7	1'37.676	22.939	21.918	27.246	25.573	257.6			
8	1'40.043	* 22.651	22.062	29.373	25.957*	261.7	8	1'37.429	22.799	21.941	27.129	25.560	259.0			
9	1'37.457	22.716	21.911	27.162	25.668	257.6	unfinished						22.806	22.001		259.0
10	1'37.312	22.688	21.940	27.161	25.523	258.3	14th 97 Xavi VIERGE Petronas Sprinta Raci SPA									
11	1'48.405	P 23.339	23.019	30.070*	31.977	258.3	Runs=1 Total laps=13 Full laps=10									
12	1'20.098	25.074	23.782	28.322	26.257		1	2'05.945	25.878	24.381	29.273	26.695				
13	1'38.360	22.917	22.097	27.538	25.808	257.6	2	1'40.337	23.572	22.601	28.115	26.049	259.6			
14	1'37.423	* 22.651	21.933	27.269*	25.570	259.0	3	3'34.462	P 23.075	22.262	27.728	2'21.397	260.3			
12th 24 Simone CORSI MV Agusta Forward R ITA							15th 45 Tetsuta NAGASHIM Red Bull KTM Ajo JPN									
Runs=2 Total laps=21 Full laps=13							Runs=2 Total laps=18 Full laps=11									
1	2'22.685	34.403	25.661	29.542	27.017		1	1'59.263	26.475	23.947	28.224	26.591				
2	1'41.452	23.880	22.856	28.258	26.458	260.3	2	1'39.426	23.258	22.511	27.603	26.054	260.3			
3	1'40.402	* 23.206	22.402	27.741	27.053*	259.6	3	1'39.302	22.946	22.378	27.884	26.094	260.3			
4	1'38.375	22.986	22.176	27.552	25.661	259.0	4	1'39.310	23.337	22.268	27.688	26.017	261.0			
5	1'37.817	22.878	22.054	27.244	25.641	258.3	5	1'38.247	22.871	22.165	27.498	25.713	256.3			
6	1'38.537	23.005	22.242	27.665	25.625	258.3	6	1'41.466	* 22.670	22.159	27.925*	28.712	258.3			
7	1'38.033	22.815	22.095	27.448	25.675	258.3	7	1'38.327	22.783	22.321	27.560	25.663	261.7			
8	1'39.080	22.928	22.230	27.660	26.262	257.6	8	1'37.734	22.694	22.071	27.415	25.554	260.3			
9	1'39.448	* 22.891	22.198	28.250*	26.109	257.6	9	1'37.512	22.663	22.007	27.276	25.566	259.0			
10	1'38.175	22.857	22.147	27.479	25.692	257.0	10	1'37.496	22.672	22.062	27.174	25.588	258.3			
11	1'42.971	P 22.969	22.327	27.428	30.247	256.3	11	1'42.350	25.743	22.728	27.876	26.003	259.0			
12	7'42.937	27.753	24.143	28.744	26.461		12	1'42.313	P 22.869	22.162	27.311	29.971	259.0			
13	1'39.575	23.557	22.557	27.556	25.905	255.0	13	11'31.748	27.637	23.351	28.153	26.643				
14	1'38.604	23.047	22.212	27.622	25.723	257.0	14	1'41.594	* 23.093	22.891	29.100*	26.510	257.6			
15	1'38.024	22.910	22.161	27.328	25.625	258.3	15	1'39.047	23.079	22.423	27.564	25.981	257.6			
16	1'37.651	22.690	22.073	27.386	25.502	258.3	16	1'39.894	22.982	22.433	28.483	25.996	259.0			
17	1'39.178	* 23.29*	22.445	27.724	25.717	259.0	17	1'38.192	* 22.781	22.176	27.512	25.723*	260.3			
18	1'39.027	* 23.26*	22.225	27.902	25.638	259.6	18	1'44.280	* 22.743	22.185	32.245*	27.107	259.0			
19	1'37.513	22.677	22.027	27.383	25.426	259.0	16th 11 Nicolò BULEGA Federal Oil Gresini M ITA									
20	1'37.419	22.672	21.982	27.364	25.401	259.6	Runs=2 Total laps=19 Full laps=13									
21	1'39.728	* 23.18*	22.329	27.889*	26.325*	258.3	1	1'56.194	28.966	24.659	29.046	27.324				
							2	1'39.262	23.327	22.565	27.704	25.666	263.8			
							3	1'38.685	23.253	22.270	27.549	25.613	263.1			
							4	1'38.146	22.986	22.161	27.389	25.610	261.0			
							5	1'37.524	22.661	22.035	27.255	25.573	261.7			

Fastest Lap: Joe ROBERTS Tennor American Raci USA **1'36.490** 22.511 21.781 26.904 25.294

These data/results cannot be reproduced, stored and/or transmitted in whole or in part by any manner of electronic, mechanical, photocopying, recording, broadcasting or otherwise now known or herein after developed without the previous express consent by the copyright owner, except for reproduction in daily press and regular printed publications on sale to the public within 60 days of the event related to those data/results and always provided that copyright symbol appears together as follows below.
© DORNA, 2020

Official MotoGP Timing by TISSOT
www.motogp.com

Le Mans, Saturday, October 10, 2020

Page 3 of 6



Free Practice Nr. 3

Moto2

Lap	Lap Time	T1	T2	T3	T4	Speed	Lap	Lap Time	T1	T2	T3	T4	Speed
20th 55 Hafizh SYHRIN Inde Aspar Team Mot MAL							Runs=2 Total laps=18 Full laps=12						
6	1'37.693	22.796	22.159	27.187	25.551	261.0	1	2'01.493	32.851	25.670	29.512	26.831	
7	1'37.810	22.649	22.017	27.567	25.577	260.3	2	1'39.887	23.598	22.765	27.691	25.833	257.0
8	1'37.951	22.883	22.124	27.401	25.543	259.6	3	1'38.655	23.191	22.218	27.509	25.737	261.0
9	1'39.696	24.578	22.245	27.260	25.613	260.3	4	1'38.294	22.828	22.221	27.559	25.686	260.3
10	1'40.513	22.824	22.242	29.757	25.690	259.6	5	1'39.498	23.423	22.693	27.670	25.712	264.5
11	1'37.869	22.707	22.011	27.455	25.696	259.0	6	1'58.321	22.841	38.968	29.743	26.769	259.6
12	1'44.276 P	22.804	23.150	28.230	30.092	260.3	7	1'41.705	22.863	22.375	29.658	26.809	259.6
13	11'16.918	24.842	24.952	29.308	29.574		8	1'38.662	22.967	22.315	27.460	25.920	259.0
14	1'46.969	23.323	22.716	33.521	27.409	257.6	9	1'53.097 P	24.77*	23.692	33.176*	31.454	257.6
15	1'38.916 *	23.03*	22.321	27.535	26.022	260.3	10	11'58.662	26.817	24.952	28.656	26.720	
16	1'39.624 *	22.97*	22.393	28.345	25.907*	261.0	11	1'39.128 *	23.215	22.509	27.651	25.753*	257.6
17	1'37.857	22.749	22.104	27.459	25.545	261.0	12	1'42.249	22.952	22.378	27.470	29.449	258.3
18	1'37.641	22.624	22.073	27.340	25.604	261.0	13	1'38.131	22.925	22.160	27.439	25.607	259.0
19	1'38.119 *	22.88*	22.002	27.445*	25.792*	259.6	14	1'38.247	22.832	22.257	27.438	25.720	261.0
17th 44 Aron CANET Inde Aspar Team Mot SPA							Runs=2 Total laps=10 Full laps=8						
1	2'24.925	37.889	25.529	29.837	28.346		15	1'56.679 *	26.06*	25.739	35.446	29.434	258.3
2	1'40.920	23.992	22.697	28.242	25.989	257.6	16	1'43.598	23.121	23.662	30.132	26.683	262.4
3	1'39.087 *	22.927	22.367	27.757	26.036*	260.3	17	1'37.807	22.630	22.139	27.447	25.591	261.0
4	1'40.319	23.766	22.689	27.826	26.038	252.4	18	1'38.243 *	22.87*	22.119	27.522*	25.728*	261.0
5	1'38.060	22.931	22.083	27.352	25.694	258.3							
6	1'37.761	22.911	21.984	27.234	25.632	259.6							
	unfinished	22.639	22.033			259.0							
7	1'55.509	35.160	23.892	29.304	27.153								
8	1'39.212	23.379	22.522	27.605	25.706	255.0							
9	1'37.713	22.798	22.074	27.362	25.479	256.3							
18th 7 Lorenzo BALDA Flexbox HP 40 ITA							Runs=1 Total laps=13 Full laps=8						
1	2'39.388	38.411	24.850	28.668	26.597								
2	1'39.632	23.528	22.383	27.432	26.289	259.6							
3	1'38.524 *	23.057	22.134	27.343*	25.990*	258.3							
4	1'38.094	22.932	22.126	27.256	25.780	257.0							
5	1'37.794	22.877	22.094	27.179	25.644	258.3							
6	1'37.929	22.871	22.047	27.262	25.749	258.3							
7	1'38.103 *	22.796	22.188	27.359*	25.760	257.6							
8	1'38.270	22.772	22.160	27.337	26.001	257.6							
9	1'38.000 *	22.860	22.106	27.274*	25.760	257.6							
10	1'37.956	22.865	22.094	27.253	25.744	256.3							
11	1'38.153	22.818	22.116	27.391	25.828	256.3							
12	1'37.978	22.874	22.069	27.260	25.775	256.3							
	unfinished	22.917	22.083			257.0							
19th 12 Thomas LUTHI Liqui Moly Intact GP SWI							Runs=3 Total laps=9 Full laps=2						
1	2'27.006	36.380	24.559	29.448	26.859								
2	1'40.422	23.728	22.698	27.787	26.209	261.7							
3	1'41.624 *	23.088	22.503	29.723	26.310*	263.1							
4	1'38.259 *	23.125	22.117	27.364	25.653*	260.3							
5	1'37.795	22.888	22.062	27.113	25.732	261.7							
6	1'38.231 *	22.845	22.096	27.581	25.709*	263.1							
7	1'53.422 P	23.015	22.347			260.3							
8	11'34.464 P	24.090	23.297	28.361	28.023								
9	9'24.278 P	26.188	23.315	28.999*	28.655								
22nd 35 Somkiat CHANTRA IDEMITSU Honda Te THA							Runs=3 Total laps=19 Full laps=12						
1	2'06.220	25.647	24.203	28.703	26.646								
2	1'40.224	23.537	22.690	27.891	26.106	261.0							
3	1'39.178	23.220	22.306	27.488	26.164	259.6							
4	1'39.239	23.391	22.349	27.539	25.960	259.6							
5	1'38.841	23.225	22.265	27.524	25.827	259.6							
6	1'38.487	23.140	22.094	27.545	25.708	259.0							
7	1'38.553	23.122	22.223	27.437	25.771	259.0							
8	1'38.782	23.050	22.124	27.518	26.090	259.0							
9	1'38.138	23.031	22.075	27.406	25.626	259.6							

Fastest Lap: Joe ROBERTS Tennor American Raci USA 1'36.490 22.511 21.781 26.904 25.294

These data/results cannot be reproduced, stored and/or transmitted in whole or in part by any manner of electronic, mechanical, photocopying, recording, broadcasting or otherwise now known or herein after developed without the previous express consent by the copyright owner, except for reproduction in daily press and regular printed publications on sale to the public within 60 days of the event related to those data/results and always provided that copyright symbol appears together as follows below.
© DORNA, 2020

Official MotoGP Timing by TISSOT
www.motogp.com

Le Mans, Saturday, October 10, 2020

Page 4 of 6



Free Practice Nr. 3

Moto2

Lap	Lap Time	T1	T2	T3	T4	Speed	Lap	Lap Time	T1	T2	T3	T4	Speed
10	1'38.411	23.118	22.181	27.359	25.753	261.7	8	1'39.777	23.483	22.338	27.788	26.168	255.0
11	1'44.925 P	22.942	24.225	28.156	29.602	260.3	9	1'42.008	23.293	22.350	28.728	27.637	256.3
12	7'09.836	27.277	24.157	31.038	26.577		10	1'39.570	23.229	22.272	27.725	26.344	258.3
13	1'39.855	23.456	22.581	27.748	26.070	258.3	11	1'46.062 P	23.298	22.394	30.756	29.614	253.7
14	1'38.879 *	23.207	22.260	27.436*	25.976*	257.6	12	7'42.992 *	27.031	23.661	28.479	26.451*	
15	1'42.303 P	23.088	22.315	27.514	29.386	259.0	13	1'41.240 *	23.62*	22.747	28.758	26.106	257.0
16	4'10.420	25.031	25.396	30.830	26.586		14	1'38.939 *	23.031	22.176	27.664*	26.068	261.0
17	1'43.859 *	26.41*	23.066	28.351	26.029	255.0	15	1'38.283	22.891	22.039	27.485	25.868	259.0
18	1'37.958	22.973	22.125	27.356	25.504	259.0	16	1'38.657 *	22.86*	22.145	27.680*	25.972*	258.3
19	1'38.088	22.942	22.193	27.359	25.594	259.6							

23rd 23 Marcel SCHROTTE Liqui Moly Intact GP GER

Runs=1	Total laps=14	Full laps=6				
1	2'54.732	35.641	24.643	29.038	26.868	
2	1'40.167 *	23.589	22.632	27.902	26.044*	259.0
3	1'40.133 *	23.263	22.410	27.642	26.818*	260.3
4	1'38.738	23.104	22.234	27.623	25.777	259.0
5	1'38.492	22.954	22.246	27.516	25.776	260.3
6	1'38.032	22.861	22.152	27.449	25.570	259.6
7	1'40.327 *	22.800	23.659	28.026*	25.842*	259.0
8	1'38.185	22.938	22.166	27.435	25.646	259.6
9	1'37.973 *	22.852	22.087	27.377*	25.657	260.3
10	1'43.467 P	23.140	22.506	27.995	29.826	257.6
11	9'59.957	28.440	24.698	28.896	26.632	
12	1'39.971 *	23.555	22.545	27.766*	26.105	259.6
13	1'38.804	23.199	22.206	27.614	25.785	260.3
14	1'38.095	23.037	22.067	27.332	25.659	259.6

24th 99 Kasma DANIEL Onexox TKKR SAG T MAL

Runs=2	Total laps=16	Full laps=9				
1	2'01.582	27.451	23.724	29.185	26.757	
2	1'42.624 *	24.020	22.500	28.889*	27.215	252.4
3	1'39.526	23.025	22.438	27.904	26.159	262.4
4	1'39.171	22.798	22.579	27.613	26.181	262.4
5	1'38.895 *	22.750	22.363	27.494*	26.288*	263.1
6	1'38.280	22.620	22.133	27.491	26.036	263.1
7	1'38.554	22.782	22.417	27.380	25.975	262.4
8	1'50.484 P	22.541	26.728	27.758	33.457	263.8
9	14'33.145 *	35.309	24.234	28.283*	29.903	
10	1'39.472	23.136	22.383	27.600	26.353	261.0
11	1'44.284	22.950	22.223	27.419	31.692	262.4
12	1'40.397 *	23.294	22.357	28.155*	26.591	257.6
13	1'39.013	22.876	22.394	27.665	26.078	263.8
14	1'38.624	22.796	22.290	27.506	26.032	263.8
15	1'38.457 *	22.713	22.215	27.568	25.961*	258.3
16	1'43.309	22.996	23.096	31.265	25.952	259.6

25th 21 Fabio DI GIANNANT Termozeta Speed Up ITA

Runs=3	Total laps=16	Full laps=7				
1	2'21.994	35.930	25.327	29.727	27.269	
2	1'41.633	24.011	22.794	28.402	26.426	257.6
3	1'39.798 *	23.237	22.447	27.986	26.128*	257.0
4	1'40.157	23.223	22.577	27.935	26.422	258.3
5	1'39.403	23.077	22.296	27.892	26.138	257.6
6	1'47.859 P	25.48*	23.664	28.367	30.339	257.6
7	9'26.452	25.974	23.270	28.220	26.416	

26th 64 Bo BENDSNEYDER NTS RW Racing GP NED

Runs=3	Total laps=17	Full laps=10				
1	2'15.048	26.839	25.524			
2	1'42.810 *	24.498	23.324	28.697	26.291	252.4
3	1'40.054 *	23.628	22.527	27.907	25.992*	260.3
4	1'39.436	23.282	22.359	27.760	26.035	257.0
5	1'41.301	23.132	22.354	29.964	25.851	256.3
6	1'38.662	23.166	22.150	27.542	25.804	257.0
7	1'38.315	23.031	22.128	27.489	25.667	257.6
8	1'47.959 P	23.63*	24.155	28.983	31.186	255.6
9	8'35.373 *	26.930	23.584	28.670*	26.226	
10	1'39.586	23.557	22.391	27.718	25.920	253.7
11	1'38.876	23.165	22.160	27.673	25.878	255.0
12	1'42.678 P	23.246	22.176	27.680	29.576	255.6
13	5'54.452 *	28.192	23.947	31.510*	29.033	
14	1'42.852	23.830	24.059	28.660	26.303	255.0
15	1'42.322	23.240	22.274	30.897	25.911	258.3
16	1'38.816	23.024	22.227	27.690	25.875	259.6
17	1'38.585	23.050	22.126	27.644	25.765	257.0

27th 33 Enea BASTIANINI Italtrans Racing Team ITA

Runs=2	Total laps=14	Full laps=6				
1	2'22.451	30.003	25.959	29.178	27.243	
2	1'43.141	23.855	22.961	28.040	28.285	261.7
3	1'39.299 *	23.000	22.446	27.662	26.191*	263.1
4	1'39.089	23.007	22.445	27.629	26.008	261.0
5	1'40.091 *	22.920	22.353	27.701*	27.117	262.4
6	1'38.943	22.822	22.446	27.686	25.989	261.7
7	1'40.774 *	23.613	22.948	27.928	26.285*	260.3
8	1'38.571	22.855	22.356	27.462	25.898	259.0
9	1'40.958 *	22.733	22.340	29.036*	26.849	257.6
10	1'38.840	22.839	22.382	27.440	26.179	257.6
11	1'43.539 P	22.846	22.783	28.398*	29.512	258.3
12	10'49.457	27.149	24.308	28.586	26.325	
13	1'38.339	22.867	22.262	27.338	25.872	257.6
unfinished	22.678	22.136				259.0

28th 57 Edgar PONS Federal Oil Gresini M SPA

Runs=2	Total laps=17	Full laps=8				
1	2'16.010	37.913	24.623	28.989	27.368	
2	1'41.741	23.944	22.807	28.285	26.705	258.3
3	1'52.938 *	23.609	22.417			258.3
4	1'39.985 *	23.529	22.397	27.784	26.275	252.4
5	1'39.553	23.295	22.303	27.796	26.159	258.3
6	1'39.192	23.139	22.275	27.666	26.112	257.0
7	1'51.917 *	23.305	23.892			258.3

Fastest Lap: Joe ROBERTS Tennor American Raci USA **1'36.490** 22.511 21.781 26.904 25.294

These data/results cannot be reproduced, stored and/or transmitted in whole or in part by any manner of electronic, mechanical, photocopying, recording, broadcasting or otherwise now known or herein after developed without the previous express consent by the copyright owner, except for reproduction in daily press and regular printed publications on sale to the public within 60 days of the event related to those data/results and always provided that copyright symbol appears together as follows below.
© DORNA, 2020

Free Practice Nr. 3

Moto2

Lap	Lap Time		T1	T2	T3	T4	Speed	Lap	Lap Time	T1	T2	T3	T4	Speed
8	1'40.455	*	23.437	22.576	28.126	26.316	257.0							
9	1'39.398	*	23.147	22.255	27.762*	26.234	258.3							
10	1'39.332		23.264	22.224	27.613	26.231	257.6							
11	1'46.415	P	24.098	23.423	28.768	30.126	256.3							
12	13'00.357	*	27.458	26.539	29.941	27.522*								
13	1'43.111		24.620	23.943	28.400	26.148	257.0							
14	1'39.365		23.234	22.222	27.790	26.119	259.0							
15	1'40.049		23.129	22.341	28.378	26.201	259.0							
16	1'38.753		23.079	22.098	27.576	26.000	258.3							
17	1'45.065	*	25.53*	23.673	28.840	27.020*	258.3							

29th 27 Andi Farid IZDIHAR IDEMITSU Honda Te INA
Runs=2 Total laps=17 Full laps=11

1	2'10.620		27.568	25.033	29.695	27.498								
2	1'41.264		23.842	22.958	28.099	26.365	259.0							
3	1'40.454		23.695	22.748	27.887	26.124	261.0							
4	1'39.958		23.297	22.598	27.893	26.170	262.4							
5	1'47.101		23.228	22.615	30.216	31.042	259.0							
6	1'53.316	*	23.340	22.368			262.4							
7	1'40.856	*	23.453	22.677	28.084*	26.642	261.7							
8	1'39.418		23.168	22.361	27.695	26.194	261.0							
9	1'48.944	P	23.858	23.038	29.718*	32.330	261.7							
10	12'22.985		28.270	24.537	28.801	26.886								
11	1'40.101		23.440	22.571	27.948	26.142	258.3							
12	1'40.108		23.451	22.489	27.881	26.287	259.6							
13	1'43.303	*	23.235	22.488	28.074*	29.506	261.0							
14	1'40.100		23.376	22.496	27.722	26.506	261.0							
15	1'41.114		24.292	22.944	27.764	26.114	259.0							
16	1'39.456		23.104	22.464	27.834	26.054	260.3							
17	1'39.342		23.126	22.552	27.679	25.985	259.6							

30th 74 Piotr BIESIEKIRSKI NTS RW Racing GP POL
Runs=3 Total laps=16 Full laps=7

1	2'44.176		39.043	25.968	30.396	28.622								
2	1'47.078		25.087	24.457	29.286	28.248	253.7							
3	1'44.308	*	24.304	23.527	28.790	27.687*	254.3							
4	1'54.260	P	23.812	23.079	29.617*	37.752	254.3							
5	10'39.640		29.280	23.852	29.155	27.635								
6	1'42.672		23.934	23.372	28.559	26.807	253.0							
7	1'42.176		23.887	23.213	28.373	26.703	254.3							
8	1'41.764	*	23.892	22.985	28.169*	26.718*	254.3							
9	1'41.510	*	23.688	22.927	28.135*	26.760*	253.0							
10	1'41.612		23.807	22.977	28.308	26.520	254.3							
11	1'41.089		23.656	22.781	28.101	26.551	253.7							
12	1'40.914		23.652	22.774	28.129	26.359	253.7							
13	1'42.959		24.243	23.085	29.370	26.261	254.3							
14	1'55.810	P	23.556	22.726			256.3							
15	5'25.227		31.121	24.385	28.822	26.884								
16	1'41.164	*	23.69*	22.805	28.059*	26.605*	253.7							

Fastest Lap: Joe ROBERTS Tennor American Raci USA **1'36.490** 22.511 21.781 26.904 25.294

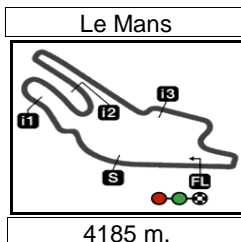
These data/results cannot be reproduced, stored and/or transmitted in whole or in part by any manner of electronic, mechanical, photocopying, recording, broadcasting or otherwise now known or herein after developed without the previous express consent by the copyright owner, except for reproduction in daily press and regular printed publications on sale to the public within 60 days of the event related to those data/results and always provided that copyright symbol appears together as follows below.
© DORNA, 2020

Official MotoGP Timing by TISSOT
www.motogp.com

Le Mans, Saturday, October 10, 2020

Page 6 of 6





Results and timing service provided by **TISSOT**

SHARK HELMETS GRAND PRIX DE FRANCE

Free Practice Nr. 3

Best Partial Times

Moto2™

IT Ideal Lap Time, sum of the best partial times

BT Best Lap Time


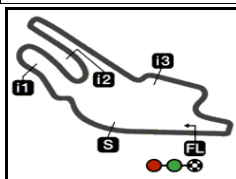
T1		T2		T3		T4				IT	BT	
Pos	Rider	Time	Rider	Time	Rider	Time	Rider	Time	Pos	Rider	IT	BT
1	M.BEZZECCHI	22.425	J.ROBERTS	21.624	J.ROBERTS	26.904	R.GARDNER	25.228	1	J.ROBERTS	1'36.333	1'36.490 (1)
2	J.ROBERTS	22.511	A.FERNANDEZ	21.688	M.BEZZECCHI	26.970	J.ROBERTS	25.294	2	S.LOWES	1'36.561	1'36.856 (4)
3	R.GARDNER	22.521	S.LOWES	21.729	S.LOWES	26.983	A.FERNANDEZ	25.312	3	M.BEZZECCHI	1'36.600	1'36.600 (2)
4	J.NAVARRO	22.527	M.RAMIREZ	21.734	J.NAVARRO	27.021	S.LOWES	25.318	4	R.GARDNER	1'36.737	1'36.889 (5)
5	S.LOWES	22.531	R.GARDNER	21.825	L.MARINI	27.088	M.BEZZECCHI	25.332	5	A.FERNANDEZ	1'36.790	1'36.828 (3)
6	K.DANIEL	22.541	L.MARINI	21.828	T.LUTHI	27.113	J.DIXON	25.394	6	J.NAVARRO	1'36.813	1'36.970 (6)
7	A.FERNANDEZ	22.563	J.DIXON	21.851	J.DIXON	27.122	S.CORSI	25.401	7	L.MARINI	1'36.981	1'37.296 (9)
8	L.MARINI	22.609	J.NAVARRO	21.854	J.MARTIN	27.129	J.NAVARRO	25.411	8	J.DIXON	1'37.087	1'37.116 (7)
9	X.VIERGE	22.614	M.BEZZECCHI	21.873	M.RAMIREZ	27.143	S.MANZI	25.433	9	X.VIERGE	1'37.241	1'37.442 (14)
10	S.MANZI	22.615	H.GARZO	21.911	H.GARZO	27.161	X.VIERGE	25.452	10	H.GARZO	1'37.246	1'37.312 (11)
11	N.BULEGA	22.624	J.MARTIN	21.918	R.GARDNER	27.163	L.MARINI	25.456	11	S.MANZI	1'37.270	1'37.274 (8)
12	H.SYHRIN	22.630	S.CORSI	21.982	X.VIERGE	27.170	A.CANET	25.479	12	M.RAMIREZ	1'37.296	1'37.311 (10)
13	A.CANET	22.639	A.CANET	21.984	T.NAGASHIMA	27.174	S.CHANTRA	25.504	13	S.CORSI	1'37.299	1'37.419 (12)
14	H.GARZO	22.651	N.BULEGA	22.002	S.MANZI	27.176	H.GARZO	25.523	14	A.CANET	1'37.336	1'37.713 (17)
15	T.NAGASHIMA	22.663	X.VIERGE	22.005	L.BALDASSARRI	27.179	N.BULEGA	25.543	15	N.BULEGA	1'37.356	1'37.524 (16)
16	S.CORSI	22.672	T.NAGASHIMA	22.007	N.BULEGA	27.187	T.NAGASHIMA	25.554	16	T.NAGASHIMA	1'37.398	1'37.496 (15)
17	E.BASTIANINI	22.678	F.DI GIANNANTO	22.039	A.FERNANDEZ	27.227	L.DALLA PORTA	25.558	17	J.MARTIN	1'37.406	1'37.429 (13)
18	J.DIXON	22.720	S.MANZI	22.046	A.CANET	27.234	J.MARTIN	25.560	18	L.BALDASSAR	1'37.642	1'37.794 (18)
19	L.DALLA PORTA	22.758	L.BALDASSARRI	22.047	S.CORSI	27.244	M.SCHROTTER	25.570	19	L.DALLA POR	1'37.734	1'37.837 (21)
20	L.BALDASSARRI	22.772	T.LUTHI	22.062	L.DALLA PORTA	27.307	H.SYHRIN	25.591	20	T.LUTHI	1'37.752	1'37.795 (19)
21	M.RAMIREZ	22.777	M.SCHROTTER	22.067	M.SCHROTTER	27.332	M.RAMIREZ	25.642	21	M.SCHROTTE	1'37.769	1'38.032 (23)
22	J.MARTIN	22.799	S.CHANTRA	22.075	E.BASTIANINI	27.338	L.BALDASSARRI	25.644	22	H.SYHRIN	1'37.778	1'37.807 (20)
23	M.SCHROTTER	22.800	E.PONS	22.098	S.CHANTRA	27.356	B.BENDSNEYDE	25.667	23	S.CHANTRA	1'37.877	1'37.958 (22)
24	T.LUTHI	22.845	L.DALLA PORTA	22.111	K.DANIEL	27.380	T.LUTHI	25.732	24	K.DANIEL	1'38.006	1'38.280 (24)

These data/results cannot be reproduced, stored and/or transmitted in whole or in part by any manner of electronic, mechanical, photocopying, recording, broadcasting or otherwise now known or herein after developed without the previous express consent by the copyright owner, except for reproduction in daily press and regular printed publications on sale to the public within 60 days of the event related to those data/results and always provided that copyright symbol appears together as follows below.
© DORNA, 2020

Official MotoGP Timing by **TISSOT**
www.motogp.com



Le Mans

Results and timing service provided by  **TISSOT**

4185 m.

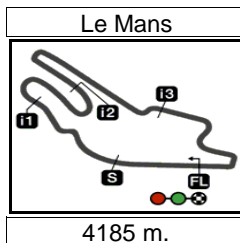
SHARK HELMETS GRAND PRIX DE FRANCE**Free Practice Nr. 3****Best Partial Times****Moto2™***IT* Ideal Lap Time, sum of the best partial times*BT* Best Lap Time

T1			T2			T3			T4				
<i>Pos</i>	<i>Rider</i>	<i>Time</i>	<i>Rider</i>	<i>Time</i>	<i>Rider</i>	<i>Time</i>	<i>Rider</i>	<i>Time</i>	<i>Pos</i>	<i>Rider</i>	<i>IT</i>	<i>BT</i>	
25	F.DI GIANNANTO	22.891	H.SYHRIN	22.119	H.SYHRIN	27.438	F.DI GIANNANTO	25.868	25	E.BASTIANINI	1'38.024	1'38.339 (27)	
26	S.CHANTRA	22.942	B.BENDSNEYDE	22.126	F.DI GIANNANTO	27.485	E.BASTIANINI	25.872	26	F.DI GIANNAN	1'38.283	1'38.283 (25)	
27	B.BENDSNEYDE	23.024	K.DANIEL	22.133	B.BENDSNEYDE	27.489	K.DANIEL	25.952	27	B.BENDSNEY	1'38.306	1'38.315 (26)	
28	E.PONS	23.079	E.BASTIANINI	22.136	E.PONS	27.576	A.IZDIHAR	25.985	28	E.PONS	1'38.753	1'38.753 (28)	
29	A.IZDIHAR	23.104	A.IZDIHAR	22.361	A.IZDIHAR	27.679	E.PONS	26.000	29	A.IZDIHAR	1'39.129	1'39.342 (29)	
30	P.BIESIEKIRSKI	23.556	P.BIESIEKIRSKI	22.726	P.BIESIEKIRSKI	28.101	P.BIESIEKIRSKI	26.261	30	P.BIESIEKIRS	1'40.644	1'40.914 (30)	

These data/results cannot be reproduced, stored and/or transmitted in whole or in part by any manner of electronic, mechanical, photocopying, recording, broadcasting or otherwise now known or herein after developed without the previous express consent by the copyright owner, except for reproduction in daily press and regular printed publications on sale to the public within 60 days of the event related to those data/results and always provided that copyright symbol appears together as follows below.
© DORNA, 2020

Official MotoGP Timing by **TISSOT**
www.motogp.com





Results and timing service provided by TISSOT

Moto2™

SHARK HELMETS GRAND PRIX DE FRANCE
Free Practice Nr. 3
Fastest Laps Sequence

<i>Practice Time</i>	<i>Rider</i>	<i>Nation</i>	<i>Motorcycle</i>	<i>Time</i>	<i>Km/h</i>	<i>Rider's Lap</i>
3'30.487	96 Jake DIXON	GBR	KALEX	1'39.832	150.9	2
3'35.456	11 Nicolò BULEGA	ITA	KALEX	1'39.262	151.7	2
5'07.915	72 Marco BEZZECCHI	ITA	KALEX	1'38.009	153.7	3
6'46.023	96 Jake DIXON	GBR	KALEX	1'37.494	154.5	4
7'47.037	16 Joe ROBERTS	USA	KALEX	1'37.414	154.6	4
9'24.030	16 Joe ROBERTS	USA	KALEX	1'36.993	155.3	5
17'14.497	9 Jorge NAVARRO	SPA	SPEED UP	1'36.970	155.3	10
23'37.950	16 Joe ROBERTS	USA	KALEX	1'36.860	155.5	11
33'03.891	72 Marco BEZZECCHI	ITA	KALEX	1'36.600	155.9	16
39'17.294	16 Joe ROBERTS	USA	KALEX	1'36.490	156.1	17

These data/results cannot be reproduced, stored and/or transmitted in whole or in part by any manner of electronic, mechanical, photocopying, recording, broadcasting or otherwise now known or herein after developed without the previous express consent by the copyright owner, except for reproduction in daily press and regular printed publications on sale to the public within 60 days of the event related to those data/results and always provided that copyright symbol appears together as follows below.

Official MotoGP Timing by TISSOT
 www.motogp.com

Le Mans, Saturday, October 10, 2020

