

Results and timing service provided by **TISSOT**

MotoE

SHARK HELMETS GRAND PRIX DE FRANCE

Race Nr. 2

Lap Chart

31

Pos	1	2	3	4	5	6	7	8	9	10	11	12	13	14	15	16	17	18
Grid	40	63	66	16	70	51	6	55	61	35	18	15	84	77	11	7	10	27



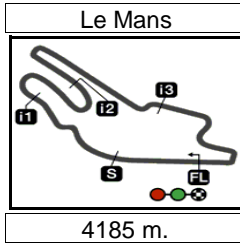
1	63	66	16	77	6	40	18	7	11	61	35	15	10	27	84
2	63	16	66	77	40	6	18	11	7	61	35	10	15	27	84
3	63	16	66	77	40	6	11	18	7	10	61	35	15	27	84
4	63	66	16	77	40	11	7	6	18	10	35	61	15	27	84
5	63	66	16	77	40	11	7	6	18	10	35	61	15	27	84
6	66	63	16	77	40	11	7	10	6	18	35	61	27	15	84
7	66	63	16	77	11	40	7	10	6	18	35	61	27	15	84

L
a
p
s

Winner

Lapped rider

DORNA DATA PROCESSING TIMING SERVICE DORNA DATA PROCESSING TIMING SERVICE DORNA DATA PROCESSING TIMING SERVICE DORNA DATA PROCESSING TIMING SERVICE DORNA DATA PROCESSING TIMING SERVICE DORNA DATA PROCESSING TIMING SERVICE DORNA DATA PROCESSING TIMING SERVICE DORNA DATA PROCESSING TIMING SERVICE DORNA DATA PROCESSING TIMING SERVICE DORNA DATA PROCESSING TIMING SERVICE DORNA DATA PROCCESSSS



Results and timing service provided by TISSOT

MotoE

SHARK HELMETS GRAND PRIX DE FRANCE

Race Nr. 2

Chronological Analysis of Performances

34

* Lap / Sector time cancelled T1 Time from finish line to 1st intermediate T3 Time from 2nd intermed. to 3rd intermed.
P Crossing the finish line in pit lane T2 Time from 1st intermed. to 2nd intermed. T4 Time from 3rd intermediate to finish line

Lap	Lap Time	T1	T2	T3	T4	Speed	Lap	Lap Time	T1	T2	T3	T4	Speed
1st 66 Niki TUULI Avant Ajo MotoE FIN							5 1'43.901 24.427 23.466 29.183 26.825 230.3						
Runs=1 Total laps=7 Full laps=6							6 1'43.858 24.299 23.355 29.222 26.982 231.3						
1	1'47.004	26.647	23.441	29.942	26.974	179.6	7 1'44.042 24.353 23.342 29.261 27.086 229.7						
2	1'44.506	24.556	23.505	29.560	26.885	230.3	6th 40 Jordi TORRES Pons Racing 40 SPA						
3	1'43.689	24.370	23.217	29.203	26.899	234.0	Runs=1 Total laps=7 Full laps=6						
4	1'43.700	24.346	23.238	29.308	26.808	232.4	1	1'49.362	28.404	23.892	29.698	27.368	178.3
5	1'43.663	24.424	23.178	29.324	26.737	229.2	2	1'44.655	24.526	23.564	29.589	26.976	231.9
6	1'43.465	24.408	23.082	29.246	26.729	231.3	3	1'43.927	24.429	23.281	29.346	26.871	228.7
7	1'43.604	24.372	23.224	29.221	26.787	227.1	4	1'44.602	24.612	23.581	29.405	27.004	228.7
2nd 63 Mike DI MEGLIO EG 0,0 Marc VDS FRA							5	1'44.564	24.577	23.506	29.423	27.058	227.1
Runs=1 Total laps=7 Full laps=6							6	1'44.402	24.474	23.318	29.546	27.064	228.1
1	1'46.817	26.932	23.386	29.547	26.952	179.3	7	1'44.609	24.658	23.421	29.420	27.110	226.6
2	1'44.092	24.837	23.223	29.259	26.773	224.0	7th 7 Niccolo CANEPA LCR E-Team ITA						
3	1'43.614	24.508	23.070	29.250	26.786	225.1	Runs=1 Total laps=7 Full laps=6						
4	1'43.820	24.446	23.183	29.394	26.797	224.5	1	1'50.507	29.071	24.183	29.904	27.349	189.2
5	1'44.080	24.560	23.228	29.371	26.921	225.1	2	1'45.187	25.086	23.530	29.488	27.083	228.1
6	1'43.743	24.690	23.167	29.154	26.732	224.5	3	1'44.438	24.514	23.285	29.533	27.106	229.2
7	1'43.631	24.345	23.289	29.156	26.841	230.8	4	1'44.584	24.557	23.297	29.470	27.260	231.3
3rd 16 Josh HOOK OCTO Pramac MotoE AUS							5	1'44.468	24.726	23.274	29.394	27.074	228.1
Runs=1 Total laps=7 Full laps=6							6	1'45.813	25.442	23.426	29.750	27.195	227.6
1	1'47.611	27.129	23.981	29.580	26.921	180.6	7	1'44.700	24.697	23.544	29.377	27.082	226.1
2	1'43.738	24.315	23.221	29.347	26.855	228.7	8th 10 Xavier SIMEON LCR E-Team BEL						
3	1'43.681	24.387	23.252	29.174	26.868	229.2	Runs=1 Total laps=7 Full laps=5						
4	1'44.350	24.323	23.540	29.522	26.965	228.1	1	1'52.109	30.108	24.718	30.131	27.152	192.8
5	1'43.901	24.368	23.374	29.214	26.945	229.7	2	1'44.803	24.761	23.678	29.284	27.080	230.8
6	1'43.753	24.373	23.282	29.150	26.948	229.2	3	1'44.519	24.660	23.486	29.371	27.002	234.0
7	1'43.891	24.400	23.241	29.214	27.036	228.7	4	1'44.516	24.639	23.422	29.441	27.014	228.1
4th 77 Dominique AEGER Dynavolt Intact GP SWI							5	1'44.358	* 24.502	23.278	29.396	27.182	* 228.7
Runs=1 Total laps=7 Full laps=6							6	1'44.990	24.612	23.558	29.533	27.287	231.3
1	1'48.668	28.448	23.653	29.466	27.101	190.3	7	1'44.808	24.797	23.405	29.518	27.088	228.1
2	1'44.148	24.479	23.250	29.358	27.061	228.7	9th 6 Maria HERRERA Openbank Aspar Tea SPA						
3	1'43.777	24.443	23.183	29.271	26.880	228.7	Runs=1 Total laps=7 Full laps=6						
4	1'43.639	24.326	23.133	29.263	26.917	228.1	1	1'49.163	* 27.352	23.879	30.333	* 27.599	186.3
5	1'44.161	24.781	23.174	29.203	27.003	228.7	2	1'45.191	24.643	23.501	29.699	27.348	232.9
6	1'43.569	24.391	23.141	29.110	26.927	228.7	3	1'44.851	24.424	23.520	29.610	27.297	233.5
7	1'44.022	24.322	23.251	29.276	27.173	228.7	4	1'45.669	24.752	23.777	29.627	27.513	231.9
5th 11 Matteo FERRARI TRENTO Gresini M ITA							5	1'44.903	24.717	23.451	29.524	27.211	231.9
Runs=1 Total laps=7 Full laps=5							6	1'45.686	24.858	23.664	29.631	27.533	232.4
1	1'50.599	29.224	24.225	29.794	27.356	192.5	7	1'44.831	24.748	23.461	29.573	27.049	231.3
2	1'44.654	* 24.797	23.519	29.318	27.020	* 231.3	10th 18 Xavi CARDELUS Avintia Esponsorama AND						
3	1'44.285	24.400	23.588	29.358	26.939	230.8	Runs=1 Total laps=7 Full laps=4						
4	1'44.309	24.527	23.480	29.435	26.867	232.9	1	1'49.651	28.656	23.887	29.772	27.336	190.3

Fastest Lap: Niki TUULI Avant Ajo MotoE FIN 1'43.465 24.408 23.082 29.246 26.729

DORNA DATA PROCESSING TIMING SERVICE DORNA DATA PROCESSING TIMING SERVICE DORNA DATA PROCESSING TIMING SERVICE DORNA DATA PROCESSING TIMING SERVICE DORNA DATA PROCESSING TIMING SERVICE DORNA DATA PROCESSING TIMING SERVICE DORNA DATA PROCESSING TIMING SERVICE DORNA DATA PROCESSING TIMING SERVICE DORNA DATA PROCESSING TIMING SERVICE DORNA DATA PROCESSING TIMING SERVICE DORNA DATA PROCCESSS

Race Nr. 2

MotoE

Lap	Lap Time	T1	T2	T3	T4	Speed	Lap	Lap Time	T1	T2	T3	T4	Speed	
2	1'44.903	24.436	23.630	29.475	27.362	233.5	16th 70 Tommaso MARCON Tech 3 E-Racing ITA Runs=1 Total laps=1 Full laps=0 unfinished 27.608 177.4							
3	1'45.400	25.035	23.494	29.695	27.176	234.6								
4	1'45.129	24.813	23.543	29.667	27.106	233.5								
5	1'45.016 *	24.602	23.676	29.579	27.159*	235.1								
6	1'45.695 *	24.681	23.902	29.689*	27.423	233.5								
7	1'44.938	24.537	23.524	29.604	27.273	232.9								

11th 35 Lukas TULOVIC Tech 3 E-Racing GER						
Runs=1	Total laps=7	Full laps=5				
1	1'51.558	29.360	24.497	29.923	27.778	185.3
2	1'45.254 *	25.212	23.459	29.360	27.223*	234.0
3	1'45.157	24.696	23.789	29.336	27.336	232.4
4	1'44.391	24.558	23.397	29.378	27.058	235.7
5	1'44.949	24.306	23.921	29.623	27.099	231.3
6	1'44.713	24.547	23.536	29.494	27.136	230.8
7	1'44.907	24.469	23.540	29.633	27.265	233.5

12th 61 Alessandro ZACCO TRENTINO Gresini M ITA						
Runs=1	Total laps=7	Full laps=6				
1	1'51.372	29.180	24.401	30.080	27.711	185.6
2	1'45.195	24.742	23.576	29.506	27.371	230.3
3	1'45.257	24.799	23.445	29.535	27.478	228.7
4	1'44.904	24.650	23.676	29.397	27.181	230.8
5	1'44.792	24.499	23.505	29.649	27.139	230.8
6	1'44.996	24.622	23.568	29.571	27.235	231.3
7	1'45.442	24.766	23.645	29.689	27.342	229.7

13th 27 Mattia CASADEI Ongetta SIC58 Squad ITA						
Runs=1	Total laps=7	Full laps=6				
1	1'52.637	29.910	24.582	30.546	27.599	194.3
2	1'46.214	24.899	23.906	29.798	27.611	230.3
3	1'46.118	25.035	23.607	29.873	27.603	229.7
4	1'46.580	24.971	23.756	29.990	27.863	230.8
5	1'46.407	24.902	23.528	30.076	27.901	228.7
6	1'46.063	24.756	23.815	29.888	27.604	229.2
7	1'46.454	24.995	23.699	30.091	27.669	226.1

14th 15 Alex DE ANGELIS OCTO Pramac MotoE RSM						
Runs=1	Total laps=7	Full laps=6				
1	1'51.736	28.808	24.024	30.747	28.157	189.2
2	1'46.738	25.112	23.868	30.106	27.652	233.5
3	1'46.302	24.833	23.656	29.895	27.918	228.7
4	1'46.460	24.820	23.727	30.214	27.699	229.2
5	1'46.428	24.817	23.668	30.149	27.794	228.7
6	1'46.718	24.748	24.009	30.265	27.696	228.1
7	1'46.203	24.795	23.831	29.956	27.621	228.7

15th 84 Jakub KORNFEIL WithU Motorsport CZE						
Runs=1	Total laps=7	Full laps=6				
1	1'53.491 *	29.691	25.388	30.400*	28.012	190.6
2	1'46.590	25.281	23.906	29.880	27.523	231.9
3	1'45.956	24.939	23.729	29.815	27.473	230.8
4	1'46.175	25.029	23.704	29.848	27.594	231.3
5	1'46.332	25.115	23.737	29.909	27.571	231.9
6	1'46.187	24.999	23.744	29.821	27.623	231.3
107	1'46.276	25.044	23.671	30.033	27.528	231.3

Fastest Lap: Niki TUULI Avant Ajo MotoE FIN 1'43.465 24.408 23.082 29.246 26.729

DORNA DATA PROCESSING TIMING SERVICE DORNA DATA PROCESSING TIMING SERVICE DORNA DATA PROCESSING TIMING SERVICE DORNA DATA PROCESSING TIMING SERVICE DORNA DATA PROCESSING TIMING SERVICE DORNA DATA PROCESSING TIMING SERVICE DORNA DATA PROCESSING TIMING SERVICE DORNA DATA PROCESSING TIMING SERVICE DORNA DATA PROCCESSS

Le Mans

4185 m.

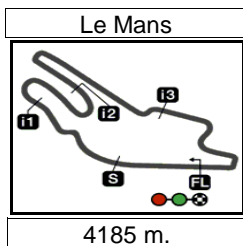
SHARK HELMETS GRAND PRIX DE FRANCE
Race Nr. 2
Analysis by Lap

35

<i>Num</i>	<i>Lap</i>	<i>Time</i>	<i>Gap</i>
Lap 1			
63	1'46.817		
66	1'47.004	0.187	
16	1'47.611	0.794	
77	1'48.668	1.851	
6	1'49.163	2.346	
40	1'49.362	2.545	
18	1'49.651	2.834	
7	1'50.507	3.690	
11	1'50.599	3.782	
61	1'51.372	4.555	
35	1'51.558	4.741	
15	1'51.736	4.919	
10	1'52.109	5.292	
27	1'52.637	5.820	
84	1'53.491	6.674	
Lap 2			
63	1'44.092		
16	1'43.738	0.440	
66	1'44.506	0.601	
77	1'44.148	1.907	
40	1'44.655	3.108	
6	1'45.191	3.445	
18	1'44.903	3.645	
11	1'44.654	4.344	
7	1'45.187	4.785	
61	1'45.195	5.658	
35	1'45.254	5.903	
10	1'44.803	6.003	
15	1'46.738	7.565	
27	1'46.214	7.942	
84	1'46.590	9.172	
Lap 3			
63	1'43.614		
16	1'43.681	0.507	
66	1'43.689	0.676	
77	1'43.777	2.070	
40	1'43.927	3.421	
6	1'44.851	4.682	
11	1'44.285	5.015	
18	1'45.400	5.431	
7	1'44.438	5.609	
10	1'44.519	6.908	
61	1'45.257	7.301	
35	1'45.157	7.446	
15	1'46.302	10.253	
27	1'46.118	10.446	
84	1'45.956	11.514	
Lap 4			
63	1'43.820		
66	1'43.700	0.556	
16	1'44.350	1.037	
77	1'43.639	1.889	
40	1'44.602	4.203	
11	1'44.309	5.504	
7	1'44.584	6.373	
Lap 5			
63	1'44.080		
66	1'43.663	0.139	
16	1'43.901	0.858	
77	1'44.161	1.970	
40	1'44.564	4.687	
11	1'43.901	5.325	
7	1'44.468	6.761	
6	1'44.903	7.354	
18	1'45.016	7.676	
10	1'44.358	7.882	
35	1'44.949	8.886	
61	1'44.792	9.097	
15	1'46.428	15.241	
27	1'46.407	15.533	
84	1'46.332	16.121	
Lap 6			
66	1'43.465		
63	1'43.743	0.139	
16	1'43.753	1.007	
77	1'43.569	1.935	
40	1'44.402	5.485	
11	1'43.858	5.579	
7	1'45.813	8.970	
10	1'44.990	9.268	
6	1'45.686	9.436	
18	1'45.695	9.767	
35	1'44.713	9.995	
61	1'44.996	10.489	
27	1'46.063	17.992	
15	1'46.718	18.355	
84	1'46.187	18.704	
Lap 7			
66	1'43.604		
63	1'43.631	0.166	
16	1'43.891	1.294	
77	1'44.022	2.353	
11	1'44.042	6.017	
40	1'44.609	6.490	
7	1'44.700	10.066	
10	1'44.808	10.472	
6	1'44.831	10.663	
18	1'44.938	11.101	
35	1'44.907	11.298	
61	1'45.442	12.327	
27	1'46.454	20.842	
15	1'46.203	20.954	
84	1'46.276	21.376	

Lapped rider

DORNA DATA PROCESSING TIMING SERVICE DORNA DATA PROCESSING TIMING SERVICE DORNA DATA PROCESSING TIMING SERVICE DORNA DATA PROCESSING TIMING SERVICE DORNA DATA PROCESSING TIMING SERVICE DORNA DATA PROCESSING TIMING SERVICE DORNA DATA PROCESSING TIMING SERVICE DORNA DATA PROCESSING TIMING SERVICE DORNA DATA PROCESSING TIMING SERVICE DORNA DATA PROCESSING TIMING SERVICE DORNA DATA PROCCESSES



Results and timing service provided by **TISSOT**

After the **SHARK HELMETS GRAND PRIX DE FRANCE**

MotoE

2020 Riders Performance

(Qualifying Position - Starting Position - Race Position)

37

Rider	Points	SPA	ANC	RSM	EMI	EMI	FRA	FRA												
1 TORRES Jordi	114	8	5	7	1	1	1	1												
		8-6	5-2	7-4	1-2	2-3	1-1	1-6	-	-	-	-	-	-	-	-	-	-	-	-
2 FERRARI Matteo	97	4	2	1	2	2	2	2												
		4-2	2-NC	4-1	2-3	3-1	2-NL	15-5	-	-	-	-	-	-	-	-	-	-	-	-
3 AEGERTER Dominique	97	3	1	5	3	3	5	5												
		3-3	1-1	5-3	3-1	1-16	5-14	14-4	-	-	-	-	-	-	-	-	-	-	-	-
4 DI MEGLIO Mike	75	11	13	9	8	8	3	3												
		11-10	13-7	9-6	8-NL	17-6	3-2	2-2	-	-	-	-	-	-	-	-	-	-	-	-
5 CASADEI Mattia	74	10	8	2	7	7	18	18												
		10-5	8-3	1-5	7-4	4-2	18-NS	18-13	-	-	-	-	-	-	-	-	-	-	-	-
6 TUULI Niki	53	9		11	9	9	10	10												
		9-11	-	11-17	9-13	13-12	10-3	3-1	-	-	-	-	-	-	-	-	-	-	-	-
7 GRANADO Eric	53	1	4	18	4	4	9	9												
		1-1	4-13	18-10	4-NC	14-7	9-6	6-NL	-	-	-	-	-	-	-	-	-	-	-	-
8 HOOK Josh	52	13	10	15	15	15	4	4												
		13-9	10-8	15-18	15-8	8-NC	4-4	4-3	-	-	-	-	-	-	-	-	-	-	-	-
9 CANEPA Niccolo	51	17	9	6	13	13	6	6												
		17-13	9-5	6-11	13-6	6-4	6-NL	16-7	-	-	-	-	-	-	-	-	-	-	-	-
10 SIMEON Xavier	45	6	12	3	5	5	8	8												
		6-8	12-9	2-2	5-NC	19-14	8-NL	17-8	-	-	-	-	-	-	-	-	-	-	-	-
11 TULOVIC Lukas	39	2	3	4	6	6	15	15												
		2-4	3-6	3-12	6-NL	16-15	15-10	10-11	-	-	-	-	-	-	-	-	-	-	-	-
12 ZACCONE Alessandro	37		14	10	16	16	14	14												
		-	14-NL	10-7	16-10	10-5	13-9	9-12	-	-	-	-	-	-	-	-	-	-	-	-
13 MEDINA Alejandro	36	5	6	12	10	10	7	7												
		5-7	6-NC	12-13	10-7	7-9	7-8	8-NL	-	-	-	-	-	-	-	-	-	-	-	-

NC=Not classified NL=Not finished first lap NP=Not started race re-start N2=Not finished first lap race re-start EX=Excluded NS=Not Started DS=Disqualified

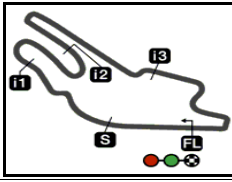
These data/results cannot be reproduced, stored and/or transmitted in whole or in part by any manner of electronic, mechanical, photocopying, recording, broadcasting or otherwise now known or herein after developed without the previous express consent by the copyright owner, except for reproduction in daily press and regular printed publications on sale to the public within 60 days of the event related to those data/results and always provided that copyright symbol appears together as follows below.
© DORNA, 2020

	Rider	<i>Points</i>	SPA	ANC	RSM	EMI	EMI	FRA	FRA											
14	DE ANGELIS Alex	35	7	7	16	11	11	17	17											
			7-17	7-4	16-8	11-NC	18-8	17-12	12-14	-	-	-	-	-	-	-	-	-	-	-
15	CARDELUS Xavi	34	12	11	13	14	14	13	13											
			12-14	11-10	13-14	14-9	9-10	12-11	11-10	-	-	-	-	-	-	-	-	-	-	-
16	MARCON Tommaso	33	15	16	8	12	12	11	11											
			15-12	16-NL	8-9	12-5	5-NC	14-5	5-NL	-	-	-	-	-	-	-	-	-	-	-
17	HERRERA Maria	33	14	17	14	17	17	12	12											
			14-15	17-11	14-15	17-11	11-11	11-7	7-9	-	-	-	-	-	-	-	-	-	-	-
18	KORNFEIL Jakub	15	16	15	17	18	18	16	16											
			16-16	15-12	17-16	18-12	12-13	16-13	13-15	-	-	-	-	-	-	-	-	-	-	-

NC=Not classified NL=Not finished first lap NP=Not started race re-start N2=Not finished first lap race re-start EX=Excluded NS=Not Started DS=Disqualified

These data/results cannot be reproduced, stored and/or transmitted in whole or in part by any manner of electronic, mechanical, photocopying, recording, broadcasting or otherwise now known or herein after developed without the previous express consent by the copyright owner, except for reproduction in daily press and regular printed publications on sale to the public within 60 days of the event related to those data/results and always provided that copyright symbol appears together as follows below.
© DORNA, 2020

Le Mans


Results and timing service provided by **TISSOT****MotoE**

4185 m.

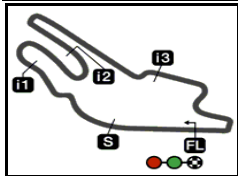
SHARK HELMETS GRAND PRIX DE FRANCE**Race Nr. 2****Top Speed & Average**

Rider	Nation	Motorcycle	Top 5 speeds					Average	Top
35 Lukas TULOVIC	GER	ENERGICA	235.7	234.0	233.5	232.4	231.3	233.4	235.7
18 Xavi CARDELUS	AND	ENERGICA	235.1	234.6	233.5	233.5	233.5	234.0	235.1
10 Xavier SIMEON	BEL	ENERGICA	234.0	231.3	230.8	228.7	228.1	230.2	234.0
66 Niki TUULI	FIN	ENERGICA	234.0	232.4	231.3	230.3	229.2	231.4	234.0
6 Maria HERRERA	SPA	ENERGICA	233.5	232.9	232.4	231.9	231.9	232.5	233.5
15 Alex DE ANGELIS	RSM	ENERGICA	233.5	229.2	228.7	228.7	228.7	229.8	233.5
11 Matteo FERRARI	ITA	ENERGICA	232.9	231.3	231.3	230.8	230.3	231.3	232.9
40 Jordi TORRES	SPA	ENERGICA	231.9	228.7	228.7	228.1	227.1	228.9	231.9
84 Jakub KORNFEIL	CZE	ENERGICA	231.9	231.9	231.3	231.3	231.3	231.5	231.9
7 Niccolo CANEPA	ITA	ENERGICA	231.3	229.2	228.1	228.1	227.6	228.9	231.3
61 Alessandro ZACCONE	ITA	ENERGICA	231.3	230.8	230.8	230.3	229.7	230.6	231.3
27 Mattia CASADEI	ITA	ENERGICA	230.8	230.3	229.7	229.2	228.7	229.7	230.8
63 Mike DI MEGLIO	FRA	ENERGICA	230.8	225.1	225.1	224.5	224.5	226.0	230.8
16 Josh HOOK	AUS	ENERGICA	229.7	229.2	229.2	228.7	228.7	229.1	229.7
77 Dominique AEGERTER	SWI	ENERGICA	228.7	228.7	228.7	228.7	228.7	228.7	228.7
55 Alejandro MEDINA	SPA	ENERGICA							185.3
51 Eric GRANADO	BRA	ENERGICA							184.3
70 Tommaso MARCON	ITA	ENERGICA	177.4					177.4	177.4

Le Mans

Results and timing service provided by  TISSOT

MotoE




4185 m.

SHARK HELMETS GRAND PRIX DE FRANCE

Race Nr. 2

Fastest Laps Sequence

<i>Lap</i>	<i>Race Time</i>	 <i>Rider</i>	<i>Nation</i>	<i>Motorcycle</i>	<i>Time</i>	<i>Km/h</i>	<i>Riders's Lap</i>
2	3'30.909	63 Mike DI MEGLIO	FRA	ENERGICA	1'44.092	144.7	2
2	3'31.349	16 Josh HOOK	AUS	ENERGICA	1'43.738	145.2	2
3	5'14.523	63 Mike DI MEGLIO	FRA	ENERGICA	1'43.614	145.4	3
6	10'26.027	66 Niki TUULI	FIN	ENERGICA	1'43.465	145.6	6