


4592 m.

GRANDE PRÉMIO MEO DE PORTUGAL

Free Practice Nr. 1

Classification

3

		Rider	Nation	Team	Motorcycle	Time	Lap Total	Gap	Top Speed
1	42	Marcos RAMIREZ	SPA	Tennor American Racing	KALEX	1'43.740	25 25		291.8
2	21	Fabio DI GIANNANTONIO	ITA	BETA Tools Speed Up	SPEED UP	1'43.750	23 23	0.010 0.010	289.5
3	10	Luca MARINI	ITA	SKY Racing Team VR46	KALEX	1'43.799	24 24	0.059 0.049	288.0
4	87	Remy GARDNER	AUS	Onexox TKKR SAG Team	KALEX	1'43.881	21 21	0.141 0.082	288.0
5	72	Marco BEZZECCHI	ITA	SKY Racing Team VR46	KALEX	1'43.919	23 24	0.179 0.038	291.8
6	37	Augusto FERNANDEZ	SPA	EG 0,0 Marc VDS	KALEX	1'44.011	23 24	0.271 0.092	288.7
7	11	Nicolò BULEGA	ITA	Federal Oil Gresini Moto2	KALEX	1'44.030	25 25	0.290 0.019	291.8
8	40	Hector GARZO	SPA	Flexbox HP 40	KALEX	1'44.178	23 24	0.438 0.148	287.2
9	97	Xavi VIERGE	SPA	Petronas Sprinta Racing	KALEX	1'44.279	23 24	0.539 0.101	291.1
10	88	Jorge MARTIN	SPA	Red Bull KTM Ajo	KALEX	1'44.319	22 23	0.579 0.040	289.5
11	22	Sam LOWES	GBR	EG 0,0 Marc VDS	KALEX	1'44.354	18 19	0.614 0.035	286.4
12	64	Bo BENDSNEYDER	NED	NTS RW Racing GP	NTS	1'44.389	22 22	0.649 0.035	288.0
13	44	Aron CANET	SPA	Pull&Bear Aspar Team Moto2	SPEED UP	1'44.404	20 20	0.664 0.015	291.1
14	33	Enea BASTIANINI	ITA	Italtrans Racing Team	KALEX	1'44.468	23 23	0.728 0.064	289.5
15	35	Somkiat CHANTRA	THA	IDEMITSU Honda Team Asia	KALEX	1'44.624	21 23	0.884 0.156	286.4
16	62	Stefano MANZI	ITA	MV Agusta Forward Racing	MV AGUSTA	1'44.644	21 21	0.904 0.020	284.9
17	7	Lorenzo BALDASSARRI	ITA	Flexbox HP 40	KALEX	1'44.682	21 25	0.942 0.038	286.4
18	16	Joe ROBERTS	USA	Tennor American Racing	KALEX	1'44.748	18 22	1.008 0.066	288.0
19	45	Tetsuta NAGASHIMA	JPN	Red Bull KTM Ajo	KALEX	1'44.827	22 23	1.087 0.079	294.2
20	23	Marcel SCHROTTER	GER	Liqui Moly Intact GP	KALEX	1'45.171	8 14	1.431 0.344	289.5
21	12	Thomas LUTHI	SWI	Liqui Moly Intact GP	KALEX	1'45.410	22 22	1.670 0.239	288.0
22	55	Hafizh SYAHRIN	MAL	Pull&Bear Aspar Team Moto2	SPEED UP	1'45.456	21 21	1.716 0.046	283.4
23	9	Jorge NAVARRO	SPA	BETA Tools Speed Up	SPEED UP	1'45.472	20 23	1.732 0.016	284.9
24	27	Andi Farid IZDIHAR	INA	IDEMITSU Honda Team Asia	KALEX	1'45.533	16 24	1.793 0.061	286.4
25	24	Simone CORSI	ITA	MV Agusta Forward Racing	MV AGUSTA	1'45.942	24 26	2.202 0.409	281.2
26	77	Dominique AEGERTER	SWI	NTS RW Racing GP	NTS	1'46.084	21 22	2.344 0.142	285.7
27	57	Edgar PONS	SPA	Federal Oil Gresini Moto2	KALEX	1'46.090	19 22	2.350 0.006	285.7
28	99	Kasma DANIEL	MAL	Onexox TKKR SAG Team	KALEX	1'46.144	15 22	2.404 0.054	288.0
29	19	Lorenzo DALLA PORTA	ITA	Italtrans Racing Team	KALEX	1'46.149	23 23	2.409 0.005	286.4

Practice condition: **Dry**

Air: **23°**

Humidity: **48%**

Ground: **27°**

Fastest Lap:	Lap: 25	Marcos RAMIREZ	1'43.740	159.3 Km/h
Best Race Lap:		New track layout		
All Time Lap Record:	2020	Marcos RAMIREZ	1'43.740	159.3 Km/h

The results are provisional until the end of the limit for protest and appeals.

Time limit for protest expires 30' after publication of the results - Time:

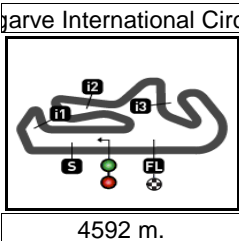
These data/results cannot be reproduced, stored and/or transmitted in whole or in part by any manner of electronic, mechanical, photocopying, recording, broadcasting or otherwise now known or herein after developed without the previous express consent by the copyright owner, except for reproduction in daily press and regular printed publications on sale to the public within 60 days of the event related to those data/results and always provided that copyright symbol appears together as follows below.

© DORNA, 2020

Official MotoGP Timing by **TISSOT**
www.motogp.com

Portimao, Friday, November 20, 2020






GRANDE PRÉMIO MEO DE PORTUGAL

Free Practice Nr. 1

Top Speed & Average

4

	Rider	Nation	Motorcycle	Top 5 speeds					Average	Top
45	Tetsuta NAGASHIMA	JPN	KALEX	294.2	290.3	289.5	289.5	288.7	290.4	294.2
11	Nicolò BULEGA	ITA	KALEX	291.8	291.1	290.3	290.3	289.5	290.6	291.8
42	Marcos RAMIREZ	SPA	KALEX	291.8	290.3	289.5	288.7	288.0	289.0	291.8
72	Marco BEZZECCHI	ITA	KALEX	291.8	291.1	291.1	290.3	290.3	290.9	291.8
44	Aron CANET	SPA	SPEED UP	291.1	287.2	284.9	284.9	284.9	286.6	291.1
97	Xavi VIERGE	SPA	KALEX	291.1	289.5	288.0	288.0	287.2	288.8	291.1
21	Fabio DI GIANNANTONIO	ITA	SPEED UP	289.5	288.7	288.0	288.0	286.4	287.6	289.5
23	Marcel SCHROTTER	GER	KALEX	289.5	287.2	287.2	287.2	285.7	287.4	289.5
33	Enea BASTIANINI	ITA	KALEX	289.5	288.7	288.0	288.0	287.2	287.8	289.5
88	Jorge MARTIN	SPA	KALEX	289.5	289.5	288.0	284.9	284.9	287.0	289.5
37	Augusto FERNANDEZ	SPA	KALEX	288.7	288.0	288.0	287.2	287.2	287.7	288.7
10	Luca MARINI	ITA	KALEX	288.0	288.0	288.0	287.2	287.2	287.6	288.0
12	Thomas LUTHI	SWI	KALEX	288.0	287.2	286.4	286.4	285.7	286.7	288.0
16	Joe ROBERTS	USA	KALEX	288.0	286.4	285.7	284.9	284.9	285.8	288.0
64	Bo BENDSNEYDER	NED	NTS	288.0	285.7	285.7	284.9	284.9	285.8	288.0
87	Remy GARDNER	AUS	KALEX	288.0	288.0	288.0	287.2	287.2	287.6	288.0
99	Kasma DANIEL	MAL	KALEX	288.0	288.0	286.4	285.7	285.7	286.6	288.0
40	Hector GARZO	SPA	KALEX	287.2	286.4	285.7	284.9	284.2	285.7	287.2
7	Lorenzo BALDASSARRI	ITA	KALEX	286.4	285.7	285.7	284.9	284.2	285.0	286.4
19	Lorenzo DALLA PORTA	ITA	KALEX	286.4	285.7	284.9	284.9	284.2	285.1	286.4
22	Sam LOWES	GBR	KALEX	286.4	286.4	285.7	285.7	285.7	286.0	286.4
27	Andi Farid IZDIHAR	INA	KALEX	286.4	285.7	285.7	284.9	284.9	285.3	286.4
35	Somkiat CHANTRA	THA	KALEX	286.4	286.4	285.7	285.7	284.9	285.6	286.4
57	Edgar PONS	SPA	KALEX	285.7	284.2	283.4	282.7	282.7	283.7	285.7
77	Dominique AEGERTER	SWI	NTS	285.7	285.7	285.7	285.7	284.9	285.4	285.7
9	Jorge NAVARRO	SPA	SPEED UP	284.9	284.2	284.2	283.4	283.4	283.9	284.9
62	Stefano MANZI	ITA	MV AGUSTA	284.9	284.2	284.2	283.4	283.4	284.0	284.9
55	Hafizh SYAHRIN	MAL	SPEED UP	283.4	282.7	282.7	282.7	280.5	282.1	283.4
24	Simone CORSI	ITA	MV AGUSTA	281.2	280.5	280.5	279.7	279.7	280.1	281.2

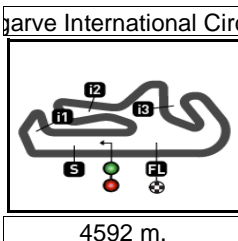
These data/results cannot be reproduced, stored and/or transmitted in whole or in part by any manner of electronic, mechanical, photocopying, recording, broadcasting or otherwise now known or herein after developed without the previous express consent by the copyright owner, except for reproduction in daily press and regular printed publications on sale to the public within 60 days of the event related to those data/results and always provided that copyright symbol appears together as follows below.

© DORNA, 2020

Official MotoGP Timing by TISSOT
www.motogp.com



Portimao, Friday, November 20, 2020



4592 m.

GRANDE PRÉMIO MEO DE PORTUGAL

Free Practice Nr. 1

Chronological Analysis of Performances

5

* Lap / Sector time cancelled **T1** Time from finish line to 1st intermed. **T3** Time from 2nd intermed. to 3rd intermed.
P Crossing the finish line in pit lane **T2** Time from 1st intermed. to 2nd intermed. **T4** Time from 3rd intermediate to finish line

Lap	Lap Time	T1	T2	T3	T4	Speed	Lap	Lap Time	T1	T2	T3	T4	Speed
1st 42 Marcos RAMIREZ Tennor American Raci SPA Runs=3 Total laps=25 Full laps=18							17	1'51.526 P	22.267	33.635	15.846	39.778	284.2
1	2'15.090	25.601	37.996	17.898	37.764		18	5'47.959 *	23.979	38.429*	17.980	34.796	
2	1'49.577	23.606	35.053	16.707	34.211	258.3	19	1'45.900	22.601	33.636	15.776	33.887	288.0
3	1'47.052	22.891	34.107	16.266	33.788	289.5	20	1'45.549	22.876	33.369	15.878	33.426	286.4
4	1'50.424	22.941	36.342	16.075	35.066	276.2	21	1'44.249	22.079	33.313	15.687	33.170	288.7
5	1'45.746	22.689	33.505	15.952	33.600	290.3	22	1'44.179	22.043	33.210	15.701	33.225	288.0
6	1'45.690	22.623	33.374	16.032	33.661	270.6	23	1'43.750	21.960	33.036	15.617	33.137	289.5
7	1'49.760	22.634	33.729	16.695	36.702	276.9	3rd 10 Luca MARINI SKY Racing Team VR ITA Runs=3 Total laps=24 Full laps=19						
8	1'45.488	22.632	33.451	15.896	33.509	283.4	1	2'57.288	24.959	38.357	17.769	35.858	
9	1'47.596 *	24.31*	33.416	16.099	33.769	279.0	2	1'49.649	23.851	34.782	16.603	34.413	276.9
10	1'49.451	22.514	33.468	16.223	37.246	279.0	3	1'47.964	23.100	34.392	16.375	34.097	279.0
11	1'45.612	22.472	33.613	15.852	33.675	281.2	4	1'46.909	22.726	34.032	16.157	33.994	283.4
12	1'57.474	22.506	44.324	16.358	34.286	287.2	5	1'47.180	22.722	34.516	16.147	33.795	282.7
13	1'46.976 *	22.635	33.606*	16.012	34.723	284.9	6	1'45.981	22.632	33.708	15.889	33.752	284.9
14	1'54.684 P	22.631	34.957	17.089	40.007	285.7	7	1'45.505	22.564	33.396	15.996	33.549	285.7
15	8'49.400	21.061	34.418	16.172	34.307		8	1'45.230	22.453	33.488	15.955	33.334	286.4
16	1'46.573	22.594	33.795	16.087	34.097	287.2	9	1'57.602 P	24.174	36.238	17.404	39.786	274.8
17	1'46.413	22.430	33.971	16.062	33.950	288.0	10	7'35.120	23.770	35.045	16.435	34.178	
18	1'46.042	22.429	33.778	15.996	33.839	285.7	11	1'46.439	22.590	33.849	15.987	34.013	283.4
19	1'55.204 P	22.517	35.580	17.526	39.581	288.0	12	1'46.007	22.408	33.667	16.057	33.875	286.4
20	5'50.396	22.322	35.286	18.505	34.994		13	1'45.779	22.497	33.573	15.937	33.772	284.9
21	1'44.650	22.259	33.401	15.813	33.177	288.0	14	1'45.574	22.372	33.677	15.968	33.557	284.9
22	1'44.100	22.031	33.125	15.746	33.198	291.8	15	1'55.332 P	23.915	35.164	16.991	39.262	284.2
23	1'52.320	26.925	35.969	15.868	33.558	288.0	16	7'07.815	26.247	36.059	16.546	37.939	
24	1'44.280	22.621	32.954	15.608	33.097	288.7	17	1'45.267	22.445	33.545	15.820	33.457	283.4
25	1'43.740	22.139	32.891	15.702	33.008	286.4	18	1'44.786	22.240	33.257	15.830	33.459	287.2
2nd 21 Fabio DI GIANNANT BETA Tools Speed U ITA Runs=3 Total laps=23 Full laps=17							19	1'44.221	22.128	33.105	15.723	33.265	288.0
1	2'16.242	23.655	36.164	17.621	35.361		20	1'44.191	22.102	33.077	15.778	33.234	282.7
2	1'50.327	24.075	35.087	16.698	34.467	252.9	21	1'44.985	22.551	33.263	15.887	33.284	287.2
3	1'47.143	22.985	34.189	16.150	33.819	275.5	22	1'44.094	22.081	33.063	15.813	33.137	288.0
4	1'46.981	22.881	33.895	16.183	34.022	272.7	23	1'44.023	22.178	32.960	15.750	33.135	287.2
5	1'46.239	22.561	33.913	15.922	33.843	281.9	24	1'43.799	22.082	33.036	15.642	33.039	288.0
6	1'45.650	22.466	33.606	15.932	33.646	283.4	4th 87 Remy GARDNER Onexox TKKR SAG T AUS Runs=2 Total laps=21 Full laps=18						
7	1'51.058	22.639	34.175	16.862	37.382	277.6	1	2'15.422	25.993	38.431	18.327	37.803	
8	1'45.265	22.443	33.510	15.858	33.454	279.7	2	1'52.505	24.306	35.109	17.031	36.059	244.3
9	1'46.175	22.825	33.869	15.970	33.511	279.0	3	1'47.403	22.999	33.972	16.392	34.040	276.2
10	1'55.661	22.300	33.429	20.660	39.272	286.4	4	1'46.684	22.806	33.962	16.129	33.787	277.6
11	1'44.862	22.242	33.394	15.800	33.426	283.4	5	1'46.186	23.042	33.592	16.099	33.453	281.2
12	1'45.018	22.208	33.481	15.786	33.543	286.4	6	1'45.955	22.931	33.473	16.006	33.545	267.9
13	1'58.685 P	26.509	35.059	16.940	40.177	281.2	7	1'46.358	22.537	33.450	16.318	34.053	276.9
14	11'08.398	23.014	34.082	15.938	33.627		8	1'45.777	22.650	33.405	16.042	33.680	276.2
15	1'45.305	22.346	33.653	15.779	33.527	284.9	9	1'51.280	22.358	33.330	16.170	39.422	287.2
16	1'45.398 *	22.288	33.640*	15.861	33.609	285.7							

Fastest Lap: Marcos RAMIREZ Tennor American Raci SPA 1'43.740 22.139 32.891 15.702 33.008

These data/results cannot be reproduced, stored and/or transmitted in whole or in part by any manner of electronic, mechanical, photocopying, recording, broadcasting or otherwise now known or herein after developed without the previous express consent by the copyright owner, except for reproduction in daily press and regular printed publications on sale to the public within 60 days of the event related to those data/results and always provided that copyright symbol appears together as follows below.
 © DORNA, 2020



Free Practice Nr. 1

Moto2

Lap	Lap Time	T1	T2	T3	T4	Speed	Lap	Lap Time	T1	T2	T3	T4	Speed
10	1'45.197	22.310	33.305	16.038	33.544	285.7	15	1'45.930	22.494	33.629	16.039	33.768	284.2
11	2'02.512 P	22.425	39.289	16.858	43.940	285.7	16	1'49.503 P	22.404	33.602	16.064	37.433	284.2
12	19'07.205	24.709	35.845	16.886	34.615		17	6'49.363	24.203	36.025	20.303	35.855	
13	1'45.662	22.650	33.551	16.052	33.409	280.5	18	1'54.954	22.520	33.651	16.162	42.621	281.2
14	1'44.383	22.101	33.133	15.834	33.315	287.2	19	1'44.764	22.270	33.187	15.954	33.353	281.9
15	1'58.978	27.739	33.784	16.049	41.406	288.0	20	1'44.282	22.100	33.079	15.892	33.211	284.2
16	1'45.151	22.386	33.157	15.903	33.705	284.2	21	1'48.980	22.219	37.156	16.015	33.590	287.2
17	1'44.120	22.145	33.049	15.830	33.096	285.7	22	1'44.347	22.158	33.013	15.934	33.242	285.7
18	1'44.017	22.017	33.081	15.832	33.087	288.0	23	1'44.011	21.933	33.040	15.839	33.199	286.4
19	2'11.349	22.131	49.067	18.455	41.696	288.0	24	1'49.432	22.064	33.858	17.405	36.105	286.4
20	1'51.629	22.356	33.296	15.983	39.994	285.7							
21	1'43.881	22.078	32.871	15.822	33.110	287.2							

5th 72 Marco BEZZECCHI SKY Racing Team VR ITA
Runs=3 Total laps=24 Full laps=19

1	2'39.886	24.427	38.299	17.989	36.333	
2	1'51.487	23.727	36.108	16.940	34.712	283.4
3	1'48.790	23.183	34.881	16.637	34.089	280.5
4	1'47.744	22.811	34.409	16.518	34.006	279.7
5	1'51.348	22.565	38.918	16.168	33.697	286.4
6	1'46.265	22.461	33.947	16.258	33.599	289.5
7	1'46.249	22.507	33.804	16.284	33.654	287.2
8	1'45.733	22.459	33.665	16.118	33.491	286.4
9	1'45.558	22.481	33.662	16.114	33.301	288.0
10	1'51.877 P	22.315	33.913	16.500	39.149	291.1
11	10'48.218	24.289	40.827	16.647	33.899	
12	1'46.509	22.581	33.687	16.289	33.952	286.4
13	1'46.796	22.781	33.875	16.315	33.825	286.4
14	1'45.556	22.414	33.627	16.129	33.386	286.4
15	1'45.454	22.340	33.571	16.164	33.379	287.2
16	1'45.381	22.317	33.548	16.051	33.465	288.0
17	1'53.031 P	22.419	33.874	17.043	39.695	286.4
18	5'32.934	26.050	40.657	16.500	34.464	
19	1'45.052	22.305	33.442	15.923	33.382	288.7
20	1'44.404	22.079	33.252	15.982	33.091	291.1
21	1'51.225	22.097	33.560	20.067	35.501	290.3
22	1'44.746	22.140	33.433	15.940	33.233	288.0
23	1'43.919	21.937	33.129	15.905	32.948	290.3
24	1'44.199	22.009	33.163	15.887	33.140	291.8

7th 11 Nicolò BULEGA Federal Oil Gresini M ITA
Runs=3 Total laps=25 Full laps=19

1	2'20.929	25.393	38.314	18.133	41.164	
2	1'49.754	23.190	34.874	16.803	34.887	279.7
3	1'48.964	22.962	34.679	16.565	34.758	281.9
4	1'46.963	22.868	33.997	16.212	33.886	281.9
5	1'46.814	22.527	33.953	16.302	34.032	289.5
6	1'46.668	22.673	33.907	16.225	33.863	285.7
7	1'46.089	22.448	33.675	16.118	33.848	286.4
8	1'46.065	22.503	33.678	16.083	33.801	288.7
9	1'51.402	22.459	33.863	18.011	37.069	288.0
10	1'45.745	22.342	33.631	16.073	33.699	285.7
11	1'45.639	22.223	33.654	15.972	33.790	291.1
12	2'04.895 P	24.206	35.436	16.220	49.033	290.3
13	9'19.768	22.505	34.946	16.338	33.920	
14	1'46.389	22.573	33.954	16.103	33.759	284.9
15	1'46.145	22.427	33.749	16.153	33.816	284.9
16	1'46.047	22.553	33.639	16.005	33.850	285.7
17	1'46.476	22.519	33.772	16.172	34.013	285.7
18	1'46.248	22.441	33.727	16.081	33.999	284.9
19	1'56.477 P	22.853	35.540	17.007	41.077	286.4
20	5'05.665	29.848	36.420	16.394	33.802	
21	1'45.218	22.340	33.429	15.893	33.556	287.2
22	1'45.402	22.311	33.577	16.026	33.488	285.7
23	2'02.467 *	22.091	43.715 *	19.886	36.775	286.4
24	1'44.676	22.186	33.477	15.828	33.185	290.3
25	1'44.030	22.064	32.962	15.781	33.223	291.8

6th 37 Augusto FERNAND EG 0,0 Marc VDS SPA
Runs=3 Total laps=24 Full laps=18

1	2'30.382	22.568	35.852	17.099	34.698	
2	1'47.915	23.025	34.283	16.542	34.065	276.9
3	1'46.955	22.533	33.965	16.440	34.017	287.2
4	1'47.715	23.171	34.602	16.267	33.675	288.0
5	1'46.110	22.377	33.614	16.522	33.597	288.0
6	1'47.348 *	22.831 *	33.953	16.758	33.807	288.7
7	1'45.554	22.796	33.441	16.041	33.276	275.5
8	1'45.074	22.303	33.376	15.945	33.450	279.7
9	1'45.214	22.394	33.387	15.950	33.483	274.8
10	1'44.982	22.187	33.397	15.902	33.496	287.2
11	1'44.727	22.172	33.317	15.897	33.341	284.2
12	1'53.831 P	23.002	36.015	16.822	37.992	283.4
13	9'45.814	24.276	34.298	16.528	34.114	
14	1'46.045	22.525	33.580	16.093	33.847	283.4

8th 40 Hector GARZO Flexbox HP 40 SPA
Runs=2 Total laps=24 Full laps=18

1	2'15.017	25.684	38.050	18.316	36.314	
2	1'51.011	23.903	35.411	17.005	34.692	258.3
3	1'47.212	23.065	34.209	16.328	33.610	264.7
4	1'47.967	23.125	34.150	16.368	34.324	269.3
5	1'46.939	22.706	33.821	16.414	33.998	267.9
6	1'48.709	22.895	35.653	16.205	33.956	264.7
7	1'45.887	22.414	33.739	16.094	33.640	279.7
8	1'45.575	22.564	33.567	16.025	33.419	280.5
9	1'47.567	24.077	33.795	16.113	33.582	256.5
10	1'48.110	22.496	33.854	16.779	34.981	277.6
11	1'48.631	22.612	33.701	16.139	36.179	279.0
12	1'45.868	22.416	33.636	16.064	33.752	276.2
13	2'01.342 P	28.889	34.836	16.723	40.894	264.7
14	14'47.519	24.519	36.142	16.505	33.753	
15	1'47.007 *	22.436	33.836	16.566	34.169 *	282.7

Fastest Lap: Marcos RAMIREZ Tendor American Raci SPA **1'43.740** 22.139 32.891 15.702 33.008

These data/results cannot be reproduced, stored and/or transmitted in whole or in part by any manner of electronic, mechanical, photocopying, recording, broadcasting or otherwise now known or herein after developed without the previous express consent by the copyright owner, except for reproduction in daily press and regular printed publications on sale to the public within 60 days of the event related to those data/results and always provided that copyright symbol appears together as follows below.
© DORNA, 2020

Official MotoGP Timing by TISSOT
www.motogp.com

Portimao, Friday, November 20, 2020

Page 2 of 7



Free Practice Nr. 1

Moto2

Lap	Lap Time	T1	T2	T3	T4	Speed	Lap	Lap Time	T1	T2	T3	T4	Speed
16	1'45.501	22.528	33.427	15.860	33.686	283.4	18	8'46.596	24.057	39.536	16.455	35.640	
17	1'48.605 *	24.77*	33.793	16.073	33.962	281.9	19	1'54.547	26.019	34.945	15.927	37.656	284.9
18	1'48.016	22.569	33.376	17.758	34.313	284.9	20	1'45.279	22.421	33.440	15.874	33.544	284.9
19	1'44.861	22.358	33.143	15.948	33.412	283.4	21	1'46.432	22.341	34.683	15.847	33.561	288.0
20	1'48.663 *	24.98*	34.336*	15.861	33.486	286.4	22	1'44.319	22.145	33.097	15.646	33.431	289.5
21	1'47.491	22.326	33.290	15.852	36.023	287.2	23	1'48.235 *	24.81*	33.753	15.789	33.878	289.5
22	1'45.026	22.552	33.093	15.709	33.672	281.9							
23	1'44.178	22.254	33.035	15.724	33.165	284.2							
24	1'45.615	22.258	33.696	15.894	33.767	285.7							

9th **97** Xavi VIERGE Petronas Sprinta Raci SPA

	Runs=3	Total laps=24	Full laps=18			
1	2'19.865	22.909	36.712	17.283	35.326	
2	1'53.865	23.481	34.906	17.005	38.473	270.6
3	1'47.068	22.920	33.938	16.273	33.937	282.7
4	1'53.880	23.375	39.718	16.866	33.921	267.9
5	1'46.179	22.627	33.568	16.155	33.829	286.4
6	1'51.958	22.991	34.329	16.402	38.236	272.7
7	1'46.107	22.510	33.823	16.106	33.668	288.0
8	1'54.379 P	22.726	35.653	16.493	39.507	281.9
9	9'30.502	22.909	34.143	16.288	34.360	
10	1'47.162	22.880	34.062	16.337	33.883	276.9
11	1'46.070	22.436	33.748	16.096	33.790	285.7
12	1'46.361	22.607	33.853	16.157	33.744	284.2
13	1'46.978	22.691	33.768	16.199	34.320	284.2
14	1'48.571 *	22.714	35.739*	16.190	33.928	284.2
15	1'46.176	22.552	33.749	16.076	33.799	285.7
16	1'50.029 P	22.717	33.638	15.927	37.747	284.2
17	6'54.760	23.345	38.186	16.332	34.013	
18	1'45.642	22.348	33.551	15.994	33.749	286.4
19	1'51.620	22.228	33.451	15.987	39.954	286.4
20	1'44.765	22.326	33.077	15.941	33.421	291.1
21	1'44.822	22.171	33.375	15.831	33.445	289.5
22	1'44.955	22.429	33.218	15.923	33.385	287.2
23	1'44.279	22.138	33.075	15.781	33.285	288.0
24	1'45.847	22.532	33.366	15.997	33.952	280.5

10th **88** Jorge MARTIN Red Bull KTM Ajo SPA

	Runs=3	Total laps=23	Full laps=15			
1	2'18.897	22.871	36.405	17.705	37.327	
2	1'51.624	23.924	35.131	17.187	35.382	267.9
3	1'49.907	23.610	34.735	16.995	34.567	266.6
4	1'48.799	23.606	34.506	16.301	34.386	272.7
5	1'48.247	22.999	34.439	16.364	34.445	275.5
6	1'49.517	23.391	34.522	17.377	34.227	267.9
7	1'46.685	22.934	33.727	16.087	33.937	274.1
8	1'49.171	22.860	35.174	17.374	33.763	279.7
9	1'54.207 P	23.112	33.706	18.052	39.337	279.0
10	9'08.578	22.404	34.925	16.355	35.032	
11	1'47.757 *	23.024	34.444*	16.088	34.201	279.7
12	1'46.790	22.790	33.948	16.088	33.964	283.4
13	1'53.242 *	22.889	36.770*	16.689	36.894	278.3
14	1'46.232	22.611	33.778	16.038	33.805	283.4
15	1'45.693	22.590	33.458	15.876	33.769	284.9
16	1'45.800	22.481	33.482	15.910	33.927	284.2
17	2'01.371 P	25.233	36.630	18.270	41.238	267.3

11th **22** Sam LOWES EG 0,0 Marc VDS GBR

	Runs=3	Total laps=19	Full laps=13			
1	2'49.209	23.863	37.396	18.086	36.161	
2	1'49.877	23.381	35.113	16.617	34.766	283.4
3	1'47.299	22.714	34.232	16.164	34.189	283.4
4	1'46.477	22.464	33.857	16.124	34.032	284.9
5	1'45.991	22.390	33.665	15.883	34.053	284.9
6	1'59.602 P	23.055	38.234	17.414	40.899	284.2
7	13'52.198	26.791	35.082	16.325	34.458	
8	1'46.753	22.557	34.099	16.073	34.024	283.4
9	1'46.636	22.472	34.029	16.022	34.113	285.7
10	1'46.278	22.495	33.777	15.982	34.024	283.4
11	2'01.498 P	25.057	36.835	17.582	42.024	241.6
12	6'51.696	25.488	45.187	16.526	36.212	
13	1'45.220	22.324	33.508	15.761	33.627	285.7
14	1'45.087	22.138	33.445	15.784	33.720	284.9
15	1'44.606	22.128	33.271	15.755	33.452	286.4
16	1'44.749	22.199	33.203	15.782	33.565	286.4
17	1'44.688	22.271	33.268	15.786	33.363	284.9
18	1'44.354	22.209	33.074	15.762	33.309	285.7
19	2'07.759 P	31.608	37.027	17.212	41.912	271.3

12th **64** Bo BENDSNEYDER NTS RW Racing GP NED

	Runs=3	Total laps=22	Full laps=15			
1	2'13.833	22.925	37.114	17.442	35.866	
2	1'49.374	23.149	35.090	16.473	34.662	280.5
3	1'47.971	22.899	34.423	16.250	34.399	279.0
4	1'47.016	22.715	34.130	16.091	34.080	279.0
5	1'46.698	22.642	34.000	16.061	33.995	279.7
6	1'51.504 *	27.49*	34.072	16.065	33.871	281.9
7	1'46.339	22.564	33.891	16.085	33.799	280.5
8	1'50.248 *	26.15*	33.905	16.070	34.119	285.7
9	1'45.925	22.430	33.685	16.101	33.709	284.9
10	1'45.588	22.368	33.520	15.953	33.747	284.9
11	2'05.101 P	22.566	42.886	16.774	42.875	284.2
12	14'59.258	24.414	34.768	16.329	33.870	
13	1'45.710	22.419	33.716	16.011	33.564	283.4
14	1'45.696	22.439	33.697	15.997	33.563	283.4
15	1'45.354	22.347	33.634	15.918	33.455	281.9
16	1'45.301	22.356	33.498	15.882	33.565	283.4
17	1'45.117	22.311	33.450	15.872	33.484	283.4
18	1'45.128	22.267	33.416	15.795	33.650	282.7
19	1'44.813	22.302	33.313	15.853	33.345	283.4
20	1'53.242 P	22.213	33.395	16.341	41.293	285.7
21	4'17.374	22.587	34.059	15.944	33.250	
22	1'44.389	22.152	33.244	15.695	33.298	288.0

Fastest Lap: Marcos RAMIREZ Tendor American Raci SPA **1'43.740** 22.139 32.891 15.702 33.008

These data/results cannot be reproduced, stored and/or transmitted in whole or in part by any manner of electronic, mechanical, photocopying, recording, broadcasting or otherwise now known or herein after developed without the previous express consent by the copyright owner, except for reproduction in daily press and regular printed publications on sale to the public within 60 days of the event related to those data/results and always provided that copyright symbol appears together as follows below.
© DORNA, 2020

Free Practice Nr. 1

Moto2

Lap	Lap Time	T1	T2	T3	T4	Speed	Lap	Lap Time	T1	T2	T3	T4	Speed
13th	44	Aron CANET Pull&Bear Team Moto SPA					6	1'49.302	24.323	34.280	16.399	34.300	279.7
		Runs=3	Total laps=20	Full laps=13			7	1'46.384	22.765	33.884	16.141	33.594	279.7
1	2'30.072	22.563	36.487	17.102	35.296		8	1'45.830	22.490	33.645	16.026	33.669	282.7
2	1'48.338	23.176	34.681	16.489	33.992	280.5	9	1'45.977	22.390	33.697	16.033	33.857	286.4
3	1'46.933	22.752	34.081	16.339	33.761	275.5	10	1'45.877	22.453	33.585	15.963	33.876	285.7
4	1'47.179	23.194	34.025	16.170	33.790	283.4	11	1'45.712	22.398	33.868	15.953	33.493	283.4
5	1'46.494	22.457	33.718	16.365	33.954	287.2	12	1'52.079 P	22.320	33.869	16.188	39.702	284.9
6	1'52.651 *	25.88*	33.793	18.115	34.854	291.1	13	15'00.202	25.275	35.674	16.684	38.525	
7	1'45.311	22.323	33.542	15.910	33.536	284.2	14	1'54.045	23.925	36.272	16.873	36.975	281.9
8	1'45.246	22.288	33.502	16.038	33.418	284.2	15	1'46.322	22.505	33.833	16.015	33.969	284.9
9	2'01.951 *	25.24*	36.634	19.604	40.469	282.7	16	1'45.274	22.334	33.437	15.938	33.565	281.9
10	1'46.710	23.192	33.474	16.218	33.826	280.5	17	1'45.670	22.348	33.482	16.019	33.821	285.7
11	1'45.134	22.333	33.459	15.917	33.425	284.9	18	1'57.309	22.991	35.733	18.228	40.357	282.7
12	1'58.411 P	22.450	36.215	17.145	42.601	283.4	19	1'47.129	22.326	34.217	16.217	34.369	286.4
13	15'18.469	23.013	35.000	16.339	33.604		20	1'45.652	22.824	33.492	15.927	33.409	284.2
14	1'45.178	22.273	33.484	16.003	33.418	283.4	21	1'44.624	22.225	33.438	15.674	33.287	284.9
15	1'44.643	22.096	33.252	15.900	33.395	284.2	22	1'48.184	22.159	33.461	15.833	36.731	284.2
16	1'44.633	22.273	33.052	15.930	33.378	284.2	23	1'45.260	22.246	33.401	15.836	33.777	283.4
17	1'56.923	22.159	33.123	15.911	45.730	284.2							
18	1'53.862 P	22.207	33.190	16.285	42.180	284.9							
19	6'49.838	22.095	37.653	15.986	44.599								
20	1'44.404	22.035	32.989	15.802	33.578	284.9							
14th	33	Enea BASTIANINI Italtrans Racing Team ITA											
		Runs=3	Total laps=23	Full laps=16									
1	2'24.767	23.419	37.076	17.078	35.786								
2	1'50.302	23.977	35.101	16.764	34.460	274.8							
3	1'47.825	22.933	34.277	16.274	34.341	281.2							
4	1'47.331	22.770	34.031	16.380	34.150	279.7							
5	1'47.289	22.692	34.133	16.384	34.080	288.0							
6	1'46.702	22.769	33.916	16.176	33.841	281.2							
7	1'45.956	22.590	33.665	16.043	33.658	288.0							
8	1'47.745	22.837	33.744	16.484	34.680	287.2							
9	1'45.217	22.366	33.490	15.894	33.467	286.4							
10	1'45.349	22.247	33.427	15.988	33.687	284.2							
11	1'45.205	22.244	33.519	15.902	33.540	284.9							
12	1'56.159 P	23.230	37.084*	16.072	39.773	284.9							
13	11'39.275	22.647	34.585	16.245	34.540								
14	1'48.456	22.459	33.856	18.098	34.043	283.4							
15	1'46.138 *	22.30*	33.938	16.074	33.821	286.4							
16	1'45.745	22.155	33.747	15.938	33.905	286.4							
17	1'58.614	22.327	35.274	16.300	44.713	287.2							
18	1'48.754 P	22.234	33.647	15.927	36.946	287.2							
19	5'37.999	24.016	34.739	16.093	33.813								
20	1'44.486	22.064	33.322	15.780	33.320	287.2							
21	1'51.694	22.059	38.532	16.164	34.939	289.5							
22	1'44.441 *	22.048	33.323*	15.807	33.263	287.2							
23	1'44.468	22.075	33.193	15.849	33.351	288.7							
16th	62	Stefano MANZI MV Agusta Forward R ITA											
		Runs=3	Total laps=21	Full laps=10									
1	2'40.240	25.188	37.311	18.493	36.898								
2	1'54.015	23.550	36.128	18.238	36.099	281.2							
3	1'48.877	23.220	34.360	16.405	34.892	275.5							
4	1'47.697	22.685	34.195	16.241	34.576	284.2							
5	1'49.560 *	23.06*	33.831	16.308	36.358	283.4							
6	1'46.014	22.431	33.593	16.023	33.967	284.9							
7	1'59.013 P	22.422	33.487	18.243	44.861	283.4							
8	7'05.561	23.035	35.188	16.386	34.497								
9	1'46.325 *	22.496	33.741*	16.082	34.006	281.9							
10	1'45.818	22.431	33.488	15.955	33.944	281.9							
11	1'48.239	22.388	34.945	16.886	34.020	282.7							
12	1'45.867	22.423	33.599	15.966	33.879	282.7							
13	1'49.726 *	23.95*	35.887*	15.949	33.931	282.7							
14	1'45.735	22.502	33.547	15.921	33.765	281.9							
15	2'05.405 P	25.646	41.853	17.334	40.572	281.9							
16	13'29.519	28.540	35.058	16.300	34.322								
17	1'45.381	22.412	33.378	15.872	33.719	282.7							
18	1'44.891 *	22.238	33.204*	15.804	33.645	284.2							
19	1'54.449 *	27.91*	36.684	16.063	33.791	282.7							
20	1'44.770 *	22.376	33.117*	15.770	33.507	281.9							
21	1'44.644	22.393	32.861	15.796	33.594	282.7							
17th	7	Lorenzo BALDA Flexbox HP 40 ITA											
		Runs=2	Total laps=25	Full laps=21									
1	2'14.575	23.965	38.053	17.901	36.057								
2	1'50.453	23.615	35.417	17.030	34.391	275.5							
3	1'48.112	23.428	34.120	16.423	34.141	266.6							
4	1'47.709	22.988	33.839	16.540	34.342	278.3							
5	1'46.947	22.890	33.946	16.167	33.944	280.5							
6	1'46.691	23.001	33.665	16.393	33.632	262.1							
7	1'46.374	22.552	33.838	16.196	33.788	270.6							
8	1'46.645	22.876	33.815	16.091	33.863	276.2							
9	1'46.176	22.499	33.731	16.250	33.696	283.4							
10	1'57.281	22.537	34.963	20.510	39.271	282.7							
11	1'45.838	22.544	33.537	16.020	33.737	274.8							

Fastest Lap: Marcos RAMIREZ Tendor American Raci SPA **1'43.740** 22.139 32.891 15.702 33.008

These data/results cannot be reproduced, stored and/or transmitted in whole or in part by any manner of electronic, mechanical, photocopying, recording, broadcasting or otherwise now known or herein after developed without the previous express consent by the copyright owner, except for reproduction in daily press and regular printed publications on sale to the public within 60 days of the event related to those data/results and always provided that copyright symbol appears together as follows below.
© DORNA, 2020

Free Practice Nr. 1

Moto2

Lap	Lap Time	T1	T2	T3	T4	Speed	Lap	Lap Time	T1	T2	T3	T4	Speed
12	1'45.701	22.461	33.598	16.030	33.612	279.7	15	1'45.848	22.492	33.515	16.077	33.764	288.0
13	1'45.636	22.405	33.404	16.069	33.758	284.2	16	1'57.819 P	22.368	36.713	18.322	40.416	287.2
14	1'45.558	22.388	33.388	16.021	33.761	281.2	17	16'13.255	24.968	36.297	17.240	34.727	
15	1'45.743	22.441	33.418	16.126	33.758	282.7	18	1'48.974	22.894	35.194	16.778	34.108	286.4
16	2'01.164 P	22.404	39.771	17.307	41.682	281.9	19	1'45.626	22.476	33.522	15.977	33.651	288.7
17	13'00.374	23.559	36.632	17.814	34.359		20	1'44.854	22.330	33.356	15.813	33.355	288.0
18	1'46.553	22.595	33.742	16.267	33.949	280.5	21	1'45.503	22.402	33.336	16.012	33.753	284.9
19	1'50.056	22.375	33.530	16.484	37.667	285.7	22	1'44.827	22.239	33.205	15.963	33.420	288.0
20	1'45.051	22.493	33.246	15.856	33.456	274.1	23	1'44.892	22.138	33.384	15.912	33.458	289.5
21	1'44.682	22.235	33.136	15.866	33.445	284.2	20th 23 Marcel SCHROTTE Liqui Moly Intact GP GER						
22	1'48.784	22.169	33.470	19.496	33.649	284.2	Runs=1 Total laps=14 Full laps=10						
23	1'44.763	22.230	33.194	15.921	33.418	284.9	1	2'27.821	22.488	36.092	17.509	35.344	
24	1'44.885	22.224	33.135	16.028	33.498	285.7	2	1'49.733	23.253	35.266	16.818	34.396	279.7
25	1'45.471 *	22.280	33.331*	16.233	33.627	286.4	3	1'47.995	23.021	34.474	16.384	34.116	287.2
18th 16 Joe ROBERTS Tennor American Raci USA							4	1'47.915	23.018	34.669	16.278	33.950	276.2
Runs=3 Total laps=22 Full laps=16							5	1'46.214	22.486	33.702	16.273	33.753	284.2
1	2'14.627	24.887	38.400	18.107	36.531		6	1'46.298	22.504	33.661	16.529	33.604	279.7
2	1'50.544	23.849	35.527	16.925	34.243	267.9	7	1'45.755	22.588	33.414	16.114	33.639	289.5
3	1'48.005	23.581	34.367	16.201	33.856	262.7	8	1'45.171	22.325	33.233	16.064	33.549	285.7
4	1'46.672	22.675	33.930	16.224	33.843	284.9	9	1'45.324	22.385	33.353	16.014	33.572	287.2
5	1'47.361	22.549	34.046	16.146	34.620	288.0	10	1'54.816	26.668	36.586	17.221	34.341	284.2
6	1'45.904	22.565	33.704	15.988	33.647	285.7	11	1'53.871 *	24.47*	34.842	20.302	34.255	287.2
7	1'48.861	22.925	35.501	16.238	34.197	279.0	12	1'45.880	22.446	33.684	16.113	33.637	283.4
8	1'46.280	22.565	33.876	16.027	33.812	281.9	13	1'50.341 P	22.546	33.494	16.123	38.178	284.9
9	1'46.660	22.719	33.861	16.047	34.033	281.9	14	11'11.458	23.863	34.425	16.355	34.453	
10	1'52.823 P	22.783	34.408	16.781	38.851	282.7	21st 12 Thomas LUTHI Liqui Moly Intact GP SWI						
11	14'21.263	26.172	36.740	16.907	34.408		Runs=3 Total laps=22 Full laps=16						
12	1'46.388	22.923	34.027	16.017	33.421	277.6	1	2'20.057	22.235	36.859	17.188	35.046	
13	1'45.186	22.316	33.590	15.890	33.390	282.7	2	1'50.433	23.543	34.788	17.105	34.997	255.9
14	1'45.442	22.307	33.571	15.952	33.612	281.9	3	1'53.452	23.936	34.669	17.099	37.748	254.7
15	1'45.324 *	22.244	33.477*	15.914	33.689	282.7	4	1'46.780	23.282	33.742	16.071	33.685	286.4
16	1'44.809	22.179	33.414	15.831	33.385	284.9	5	1'47.005	22.565	33.832	16.439	34.169	278.3
17	1'47.411	22.139	35.731	16.071	33.470	284.9	6	1'47.024	23.089	33.545	16.242	34.148	275.5
18	1'44.748	22.159	33.351	15.809	33.429	284.2	7	1'45.471	22.436	33.352	16.161	33.522	288.0
19	1'47.773	22.118	33.365	15.789	36.501	286.4	8	1'45.660	22.523	33.501	15.957	33.679	280.5
20	1'49.491 P	22.174	34.029	15.981	37.307	284.2	9	1'45.807	22.583	33.504	15.982	33.738	285.7
21	4'36.655	25.856	35.078	16.060	33.969		10	1'45.461	22.285	33.505	15.967	33.704	286.4
22	1'45.077	22.217	33.460	15.869	33.531	284.2	11	1'46.989	22.512	33.600	16.035	34.842	279.7
19th 45 Tetsuta NAGASHIM Red Bull KTM Ajo JPN							12	1'59.733 P	29.008	34.815	16.664	39.246	287.2
Runs=2 Total laps=23 Full laps=18							13	12'32.330	21.767	35.225	16.399	34.621	
1	2'15.312	23.079	37.327	18.133	36.139		14	1'46.486 *	22.61*	33.738	16.023	34.110	281.9
2	1'49.792	23.893	34.907	16.702	34.290	264.7	15	1'47.750	23.173	33.982	16.124	34.471	281.9
3	1'47.270	23.215	34.008	16.198	33.849	284.9	16	1'48.958	22.503	34.583	17.273	34.599	284.2
4	1'48.245 *	22.951*	34.326	16.698	34.265	290.3	17	1'46.478	22.368	33.955	16.079	34.076	284.2
5	1'46.726 *	22.992	33.938*	16.036	33.760	284.2	18	1'53.008 P	24.811*	34.556	16.318	37.324	284.2
6	1'45.829	22.704	33.588	16.011	33.526	294.2	19	6'50.234	22.943	39.510	16.308	36.872	
7	1'50.771	22.661	33.864	16.321	37.925	282.7	20	1'46.421	22.581	33.610	16.087	34.143	283.4
8	1'45.554	22.699	33.413	15.906	33.536	276.9	21	1'54.055	22.414	33.458	15.817	42.366	283.4
9	1'45.816	22.711	33.478	16.078	33.549	282.7	22	1'45.410	22.321	33.472	15.781	33.836	282.7
10	1'45.958	22.484	33.587	16.038	33.849	289.5	22nd 55 Hafizh SYAHRIN Pull&Bear Team Moto MAL						
11	1'46.533	22.731	33.823	16.248	33.731	284.2	Runs=4 Total laps=21 Full laps=15						
12	1'46.759	22.446	34.088	16.309	33.916	286.4	1	2'17.585 P	29.567	39.757	19.130	41.043	
13	1'54.391	26.431	35.733	18.186	34.041	285.7	2	5'13.673	25.403	37.545	18.238	36.007	
14	1'45.656	22.502	33.426	15.933	33.795	288.0							

Fastest Lap: Marcos RAMIREZ Tennor American Raci SPA 1'43.740 22.139 32.891 15.702 33.008

These data/results cannot be reproduced, stored and/or transmitted in whole or in part by any manner of electronic, mechanical, photocopying, recording, broadcasting or otherwise now known or herein after developed without the previous express consent by the copyright owner, except for reproduction in daily press and regular printed publications on sale to the public within 60 days of the event related to those data/results and always provided that copyright symbol appears together as follows below.
© DORNA, 2020

Free Practice Nr. 1

Moto2

Lap	Lap Time	T1	T2	T3	T4	Speed	Lap	Lap Time	T1	T2	T3	T4	Speed
3	1'51.794	24.062	35.581	17.218	34.933	254.1	9	1'45.965	22.467	33.623	16.162	33.713	281.9
4	1'49.562	23.589	34.628	16.821	34.524	267.3	10	1'46.134	22.450	33.714	16.155	33.815	283.4
5	1'47.818	22.969	33.998	16.726	34.125	266.0	11	2'07.635 P	22.413	42.296	18.903	44.023	282.7
6	1'47.434	22.987	33.832	16.429	34.186	270.0	12	1'45.633	22.413	36.017	16.956	34.213	
7	2'06.930 P	33.691*	36.385	17.177	39.672	264.0	13	1'46.088	22.594	33.692	16.171	33.631	285.7
8	8'19.537	24.381	36.044	17.413	35.323		14	1'46.077	22.450	33.638	16.048	33.941	281.2
9	1'49.196	23.405	34.384	16.709	34.698	274.1	15	1'45.717	22.394	33.613	16.112	33.598	285.7
10	1'47.892	23.097	34.043	16.499	34.253	276.2	16	1'46.124	22.369	33.507	16.051	33.606	284.9
11	1'47.160	22.894	33.753	16.440	34.073	279.7	17	1'45.885	22.424	33.723	16.280	33.757	284.9
12	1'46.591	22.767	33.745	16.172	33.907	280.5	18	1'47.505	22.391	33.591	16.638	34.885	283.4
13	1'46.591	22.667	33.829	16.271	33.824	280.5	19	1'45.938	22.414	33.805	16.174	33.545	284.2
14	2'03.880 P	25.917	38.966	18.310	40.687	265.3	20	1'46.330	22.361	33.605	16.487	33.877	286.4
15	8'13.355	23.804	37.017	17.514	34.789		21	1'46.203	22.505	33.765	16.198	33.735	281.9
16	1'47.252	22.846	33.863	16.525	34.018	278.3	22	1'45.907	22.479	33.629	16.112	33.687	284.9
17	1'56.929	23.835	42.258	16.507	34.329	283.4	23	2'12.833 P	25.529	40.781	18.608	47.915	250.5
18	1'46.239	22.533	33.568	16.310	33.828	282.7	24						
19	1'52.706	24.285	38.486	16.324	33.611	277.6							
20	1'56.462	22.458	33.453	16.084	44.467	282.7							
21	1'45.456	22.391	33.374	16.047	33.644	282.7							

23rd		9	Jorge NAVARRO	BETA Tools Speed U	SPA	
		Runs=2	Total laps=23	Full laps=19		
1	2'17.621	26.380	38.787	18.437	36.877	
2	1'52.802	24.335	35.565	17.274	35.628	246.5
3	1'50.637	24.215	34.739	16.862	34.821	250.0
4	1'49.546	23.444	34.588	17.151	34.363	257.7
5	1'48.958	23.379	34.403	16.554	34.622	267.3
6	1'47.513	23.088	33.943	16.357	34.125	274.8
7	1'46.947	22.931	34.104	16.125	33.787	268.6
8	1'47.580	22.974	33.840	16.403	34.363	270.0
9	1'59.718	26.447	35.044	16.541	41.686	259.6
10	1'48.820	23.093	34.768	16.857	34.102	270.0
11	1'46.765	22.781	34.052	16.059	33.873	280.5
12	1'46.758	22.624	33.862	16.243	34.029	279.7
13	1'54.198 P	22.612	33.962	16.273	41.351	282.7
14	14'59.151	22.485	34.594	16.356	34.142	
15	1'46.701	22.652	33.829	16.125	34.095	279.0
16	1'45.751	22.497	33.502	16.116	33.636	283.4
17	1'47.627	22.336	33.663	17.347	34.281	283.4
18	1'45.690	22.607	33.348	16.077	33.658	272.7
19	1'55.462	22.304	38.032	16.854	38.272	284.2
20	1'45.472	22.327	33.543	16.069	33.533	284.9
21	1'45.403 *	22.294	33.428	15.980	33.701*	284.2
22	1'56.909	22.338	33.473	16.633	44.465	282.7
23	1'45.969	22.315	33.301	15.848	34.505	283.4

25th		24	Simone CORSI	MV Agusta Forward R	ITA	
		Runs=2	Total laps=26	Full laps=23		
1	2'14.890	26.122	39.340	18.503	37.937	
2	1'53.760	25.143	35.995	17.031	35.591	241.6
3	1'51.126	24.095	35.128	16.741	35.162	268.6
4	1'50.472	23.975	34.745	16.804	34.948	258.3
5	1'50.272	23.495	35.011	16.934	34.832	275.5
6	1'48.174	23.153	34.223	16.453	34.345	276.2
7	1'51.231	22.891	34.467	16.401	37.472	281.2
8	1'48.291	22.738	34.269	16.520	34.764	279.7
9	1'50.294	23.123	35.278	16.650	35.243	277.6
10	1'48.228	22.813	34.372	16.470	34.573	278.3
11	1'47.789	22.784	34.194	16.501	34.310	278.3
12	1'49.553	22.800	34.006	16.392	36.355	278.3
13	1'47.092	22.721	33.889	16.196	34.286	279.7
14	1'54.721	25.595	36.560	17.076	35.490	258.3
15	1'47.937	23.058	34.424	16.301	34.154	279.0
16	1'46.768	22.757	33.846	16.193	33.972	277.6
17	1'55.269 P	22.770	34.789	17.855	39.855	275.5
18	9'22.443	23.669	36.064	16.718	35.203	
19	1'49.878	23.119	34.773	16.565	35.421	276.2
20	1'48.584	22.816	34.266	16.792	34.710	279.0
21	1'46.729	22.720	33.955	16.068	33.986	279.0
22	1'51.559	22.492	37.416	17.100	34.551	279.7
23	1'49.432	22.637	34.458	16.841	35.496	280.5
24	1'45.942	22.583	33.645	16.034	33.680	279.7
25	1'51.158	22.441	33.518	16.142	39.057	280.5
26	1'50.781	23.130	34.322	16.592	36.737	276.2

24th		27	Andi Farid IZDIHAR	IDEMITSU Honda Te	INA	
		Runs=2	Total laps=24	Full laps=19		
1	2'17.285	28.893	39.717	18.331	36.878	
2	1'51.703	23.754	35.722	17.095	35.132	266.6
3	1'49.280	23.509	34.777	16.600	34.394	274.8
4	1'47.760	22.990	34.214	16.434	34.122	276.2
5	1'47.879 *	23.361*	34.138	16.235	34.138	279.7
6	1'46.920	22.914	33.934	16.186	33.886	274.1
7	1'46.376	22.484	34.018	16.189	33.685	284.9
8	1'46.255	22.560	33.775	16.084	33.836	284.9

26th		77	Dominique AEGER	NTS RW Racing GP	SWI	
		Runs=3	Total laps=22	Full laps=15		
1	2'12.334	28.610	38.298	18.086	36.446	
2	1'51.363	24.041	35.762	16.967	34.593	274.1
3	1'47.876	23.025	34.307	16.349	34.195	276.9
4	1'47.019	22.853	34.074	16.117	33.975	279.7
5	1'46.561	22.763	33.899	16.017	33.882	279.0
6	1'46.986	22.713	33.960	16.196	34.117	277.6
7	1'47.507	22.905	34.281	16.200	34.121	278.3
8	1'54.678 *	22.884	38.450*	16.224	37.120	278.3

Fastest Lap: Marcos RAMIREZ Tendor American Raci SPA 1'43.740 22.139 32.891 15.702 33.008

These data/results cannot be reproduced, stored and/or transmitted in whole or in part by any manner of electronic, mechanical, photocopying, recording, broadcasting or otherwise now known or herein after developed without the previous express consent by the copyright owner, except for reproduction in daily press and regular printed publications on sale to the public within 60 days of the event related to those data/results and always provided that copyright symbol appears together as follows below.
© DORNA, 2020



Free Practice Nr. 1

Moto2

Lap	Lap Time	T1	T2	T3	T4	Speed	Lap	Lap Time	T1	T2	T3	T4	Speed
9	1'51.620	22.782	38.575	16.179	34.084	282.7	15	1'46.144	22.464	33.674	16.085	33.921	285.7
10	1'46.459	22.473	33.924	16.091	33.971	285.7	16	1'52.426	23.589	35.390	19.328	34.119	284.9
11	1'46.884	22.523	34.027	16.140	34.194	285.7	17	1'59.418 P	22.455	33.755	16.304	46.904	288.0
12	1'51.747	22.686	37.091	16.586	35.384	284.2	18	6'32.445	27.286	37.431	17.457	36.018	
13	1'52.482 P	22.810	34.301	16.427	38.944	281.2	19	1'46.687	22.464	33.849	16.244	34.130	286.4
14	11'22.686	27.363	35.250	16.535	42.306		20	1'50.361	22.454	33.702	16.243	37.962	285.7
15	1'47.632	22.885	34.116	16.286	34.345	281.9	21	1'47.721	22.553	34.458	16.756	33.954	283.4
16	1'47.993	22.925	34.460	16.222	34.386	279.7	22	1'50.571 *	24.76*	35.449*	16.224	34.131	288.0
17	1'51.680 P	22.919	34.504	16.329	37.928	284.2							
18	8'46.852	29.535	36.526	16.394	34.248								
19	1'46.147	22.462	33.958	15.984	33.743	285.7							
20	1'46.257	22.594	33.747	16.050	33.866	284.9							
21	1'46.084	22.415	33.749	16.054	33.866	285.7							
22	2'09.354 P	26.521	38.949	18.376	45.508	284.9							

29th 19 Lorenzo DALLA PO Italtrans Racing Team ITA

Runs=4 Total laps=23 Full laps=16

1	2'13.956	25.300	38.448	18.238	36.890	
2	1'52.544	24.025	35.772	17.449	35.298	259.6
3	1'50.041	23.806	34.987	16.561	34.687	270.6
4	1'48.877	22.994	34.905	16.476	34.502	284.2
5	1'48.007	22.930	34.435	16.311	34.331	285.7
6	1'54.606	24.545	39.469	16.405	34.187	270.6
7	1'53.489	22.996	34.191	16.214	40.088	279.7
8	1'47.397	22.812	34.101	16.279	34.205	280.5
9	1'55.625 P	22.976	34.302	16.675	41.672	277.6
10	8'30.051	24.472	34.778	16.478	34.344	
11	1'48.222	23.036	34.520	16.258	34.408	274.8
12	1'53.011	22.903	34.344	16.515	39.249	284.2
13	1'52.360 P	23.043	34.227	16.250	38.840	279.0
14	5'50.571	24.825	34.724	16.296	34.838	
15	1'47.917	22.872	34.355	16.373	34.317	281.9
16	1'47.805	22.806	34.122	16.419	34.458	282.7
17	1'55.907 P	23.334	35.825	17.144	39.604	270.6
18	4'39.505	25.219	35.259	16.189	34.337	
19	1'46.406	22.681	33.872	15.986	33.867	284.9
20	1'59.412	22.607	46.126	16.441	34.238	286.4
21	1'46.356	22.636	33.824	16.019	33.877	283.4
22	1'53.440	24.922	37.278	16.849	34.391	262.7
23	1'46.149	22.708	33.713	15.905	33.823	284.9

27th 57 Edgar PONS Federal Oil Gresini M SPA

Runs=3 Total laps=22 Full laps=14

1	2'34.252	23.483	39.412	20.533	37.129	
2	1'51.968	24.257	35.272	16.950	35.489	275.5
3	1'49.611	23.450	34.958	16.453	34.750	278.3
4	1'48.946	23.413	34.532	16.363	34.638	280.5
5	1'56.956	26.019	39.486	16.663	34.788	279.7
6	1'47.454	22.943	34.050	16.185	34.276	282.7
7	1'53.746 P	22.762	33.951	16.173	40.860	281.9
8	7'10.757	22.361	35.144	16.368	34.629	
9	1'47.651	23.101	34.134	16.120	34.296	279.7
10	1'47.786	22.976	34.109	16.186	34.515	281.2
11	1'49.158	22.751	34.010	16.396	36.001	281.2
12	1'47.124	22.901	34.017	16.030	34.176	280.5
13	1'56.104 P	22.999	36.580	17.671	38.854	280.5
14	11'25.311	26.697	37.690	16.619	35.191	
15	1'47.482	22.909	33.951	16.126	34.496	281.9
16	1'46.931	22.789	33.778	16.015	34.349	282.7
17	1'55.384 *	26.27*	33.844	16.045	39.225	281.2
18	1'52.073	24.061	36.071	16.305	35.636	281.2
19	1'46.090	22.591	33.662	15.941	33.896	284.2
20	1'52.090 *	27.60*	34.250	16.116	34.124	281.9
21	1'55.254	22.694	33.371	15.929	43.260	283.4
22	1'58.417 P	24.79*	36.519	17.327	39.776	285.7

28th 99 Kasma DANIEL Onexox TKKR SAG T MAL

Runs=3 Total laps=22 Full laps=16

1	2'15.632	25.716	38.547	18.133	36.119	
2	1'53.352	24.873	36.007	17.038	35.434	250.5
3	1'50.890	24.082	35.091	16.956	34.761	256.5
4	1'49.073	23.378	34.688	16.454	34.553	259.6
5	1'48.717	22.947	34.858	16.560	34.352	284.2
6	1'48.099	23.380	34.289	16.425	34.005	276.2
7	1'48.040	23.504	34.662	16.025	33.849	284.2
8	1'47.920	23.058	34.194	16.412	34.256	272.7
9	1'48.715	23.426	34.769	16.367	34.153	270.0
10	1'58.397 P	22.818	34.235	20.486	40.858	285.7
11	12'05.706	24.409	34.738	16.527	34.402	
12	1'48.033	23.110	34.354	16.508	34.061	278.3
13	1'47.235	22.629	34.218	16.176	34.212	282.7
14	1'51.488	22.638	34.296	16.235	38.319	279.7

Fastest Lap: Marcos RAMIREZ Tendor American Raci SPA 1'43.740 22.139 32.891 15.702 33.008

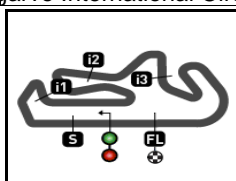
These data/results cannot be reproduced, stored and/or transmitted in whole or in part by any manner of electronic, mechanical, photocopying, recording, broadcasting or otherwise now known or herein after developed without the previous express consent by the copyright owner, except for reproduction in daily press and regular printed publications on sale to the public within 60 days of the event related to those data/results and always provided that copyright symbol appears together as follows below.
© DORNA, 2020

Official MotoGP Timing by TISSOT
www.motogp.com

Portimao, Friday, November 20, 2020

Page 7 of 7





4592 m.

GRANDE PRÉMIO MEO DE PORTUGAL

Free Practice Nr. 1

Best Partial Times

Moto2™

IT Ideal Lap Time, sum of the best partial times

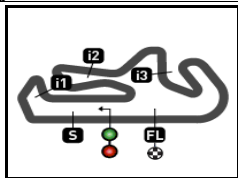
BT Best Lap Time

T1		T2		T3		T4				IT	BT	
Pos	Rider	Time	Rider	Time	Rider	Time	Rider	Time	Pos	Rider	IT	BT
1	A.FERNANDEZ	21.933	S.MANZI	32.861	M.RAMIREZ	15.608	M.BEZZECCHI	32.948	1	M.RAMIREZ	1'43.538	1'43.740 (1)
2	M.BEZZECCHI	21.937	R.GARDNER	32.871	F.DI GIANNANTO	15.617	M.RAMIREZ	33.008	2	L.MARINI	1'43.722	1'43.799 (3)
3	F.DI GIANNANTO	21.960	M.RAMIREZ	32.891	L.MARINI	15.642	L.MARINI	33.039	3	F.DI GIANNAN	1'43.750	1'43.750 (2)
4	R.GARDNER	22.017	L.MARINI	32.960	J.MARTIN	15.646	R.GARDNER	33.087	4	R.GARDNER	1'43.797	1'43.881 (4)
5	M.RAMIREZ	22.031	N.BULEGA	32.962	S.CHANTRA	15.674	F.DI GIANNANTO	33.137	5	M.BEZZECCHI	1'43.901	1'43.919 (5)
6	A.CANET	22.035	A.CANET	32.989	B.BENDSNEYDE	15.695	H.GARZO	33.165	6	A.FERNANDEZ	1'43.984	1'44.011 (6)
7	E.BASTIANINI	22.048	A.FERNANDEZ	33.013	H.GARZO	15.709	N.BULEGA	33.185	7	N.BULEGA	1'43.992	1'44.030 (7)
8	N.BULEGA	22.064	H.GARZO	33.035	S.LOWES	15.755	A.FERNANDEZ	33.199	8	H.GARZO	1'44.163	1'44.178 (8)
9	L.MARINI	22.081	F.DI GIANNANTO	33.036	S.MANZI	15.770	B.BENDSNEYDE	33.250	9	A.CANET	1'44.204	1'44.404 (13)
10	J.ROBERTS	22.118	S.LOWES	33.074	E.BASTIANINI	15.780	E.BASTIANINI	33.263	10	S.LOWES	1'44.266	1'44.354 (11)
11	S.LOWES	22.128	X.VIERGE	33.075	N.BULEGA	15.781	X.VIERGE	33.285	11	X.VIERGE	1'44.279	1'44.279 (9)
12	T.NAGASHIMA	22.138	J.MARTIN	33.097	T.LUTHI	15.781	S.CHANTRA	33.287	12	E.BASTIANINI	1'44.284	1'44.468 (14)
13	X.VIERGE	22.138	M.BEZZECCHI	33.129	X.VIERGE	15.781	S.LOWES	33.309	13	J.MARTIN	1'44.319	1'44.319 (10)
14	J.MARTIN	22.145	L.BALDASSARRI	33.135	J.ROBERTS	15.789	T.NAGASHIMA	33.355	14	B.BENDSNEY	1'44.341	1'44.389 (12)
15	B.BENDSNEYDE	22.152	E.BASTIANINI	33.193	A.CANET	15.802	A.CANET	33.378	15	S.MANZI	1'44.376	1'44.644 (16)
16	S.CHANTRA	22.159	T.NAGASHIMA	33.205	T.NAGASHIMA	15.813	J.ROBERTS	33.385	16	T.NAGASHIMA	1'44.511	1'44.827 (19)
17	L.BALDASSARRI	22.169	M.SCHROTTER	33.233	R.GARDNER	15.822	L.BALDASSARRI	33.418	17	S.CHANTRA	1'44.521	1'44.624 (15)
18	S.MANZI	22.238	B.BENDSNEYDE	33.244	A.FERNANDEZ	15.839	J.MARTIN	33.431	18	L.BALDASSAR	1'44.578	1'44.682 (17)
19	H.GARZO	22.254	J.NAVARRO	33.301	J.NAVARRO	15.848	S.MANZI	33.507	19	J.ROBERTS	1'44.643	1'44.748 (18)
20	T.LUTHI	22.285	J.ROBERTS	33.351	L.BALDASSARRI	15.856	T.LUTHI	33.522	20	T.LUTHI	1'44.940	1'45.410 (21)
21	J.NAVARRO	22.294	T.LUTHI	33.352	M.BEZZECCHI	15.887	J.NAVARRO	33.533	21	J.NAVARRO	1'44.976	1'45.472 (23)
22	M.SCHROTTER	22.325	E.PONS	33.371	L.DALLA PORTA	15.905	A.IZDIHAR	33.545	22	M.SCHROTTE	1'45.121	1'45.171 (20)
23	A.IZDIHAR	22.361	H.SYHRIN	33.374	E.PONS	15.929	M.SCHROTTER	33.549	23	A.IZDIHAR	1'45.413	1'45.533 (24)
24	H.SYHRIN	22.391	S.CHANTRA	33.401	D.AEGERTER	15.984	H.SYHRIN	33.611	24	H.SYHRIN	1'45.423	1'45.456 (22)

These data/results cannot be reproduced, stored and/or transmitted in whole or in part by any manner of electronic, mechanical, photocopying, recording, broadcasting or otherwise now known or herein after developed without the previous express consent by the copyright owner, except for reproduction in daily press and regular printed publications on sale to the public within 60 days of the event related to those data/results and always provided that copyright symbol appears together as follows below.
© DORNA, 2020

Official MotoGP Timing by **TISSOT**
www.motogp.com





4592 m.

GRANDE PRÉMIO MEO DE PORTUGAL

Free Practice Nr. 1

Best Partial Times

Moto2™

IT Ideal Lap Time, sum of the best partial times

BT Best Lap Time

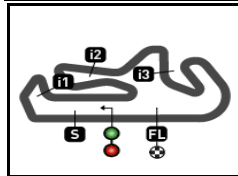
T1			T2			T3			T4				
<i>Pos</i>	<i>Rider</i>	<i>Time</i>	<i>Rider</i>	<i>Time</i>	<i>Rider</i>	<i>Time</i>	<i>Rider</i>	<i>Time</i>	<i>Pos</i>	<i>Rider</i>	<i>IT</i>	<i>BT</i>	
25	D.AEGERTER	22.415	A.IZDIHAR	33.507	A.IZDIHAR	16.000	S.CORSI	33.680	25	S.CORSI	1'45.673	1'45.942 (25)	
26	S.CORSI	22.441	S.CORSI	33.518	M.SCHROTTER	16.014	D.AEGERTER	33.743	26	E.PONS	1'45.787	1'46.090 (27)	
27	K.DANIEL	22.454	K.DANIEL	33.674	K.DANIEL	16.025	L.DALLA PORTA	33.823	27	D.AEGERTER	1'45.889	1'46.084 (26)	
28	E.PONS	22.591	L.DALLA PORTA	33.713	S.CORSI	16.034	K.DANIEL	33.849	28	K.DANIEL	1'46.002	1'46.144 (28)	
29	L.DALLA PORTA	22.607	D.AEGERTER	33.747	H.SYHRIN	16.047	E.PONS	33.896	29	L.DALLA POR	1'46.048	1'46.149 (29)	

These data/results cannot be reproduced, stored and/or transmitted in whole or in part by any manner of electronic, mechanical, photocopying, recording, broadcasting or otherwise now known or herein after developed without the previous express consent by the copyright owner, except for reproduction in daily press and regular printed publications on sale to the public within 60 days of the event related to those data/results and always provided that copyright symbol appears together as follows below.

© DORNA, 2020

Official MotoGP Timing by **TISSOT**
www.motogp.com






4592 m.

GRANDE PRÉMIO MEO DE PORTUGAL

Free Practice Nr. 1

Fastest Laps Sequence

<i>Practice Time</i>	 <i>Rider</i>	<i>Nation</i>	<i>Motorcycle</i>	<i>Time</i>	<i>Km/h</i>	<i>Rider's Lap</i>
4'03.207	64 Bo BENDSNEYDER	NED	NTS	1'49.374	151.1	2
4'18.297	37 Augusto FERNANDEZ	SPA	KALEX	1'47.915	153.1	2
5'51.573	77 Dominique AEGERTER	SWI	NTS	1'47.876	153.2	3
5'51.719	42 Marcos RAMIREZ	SPA	KALEX	1'47.052	154.4	3
6'05.252	37 Augusto FERNANDEZ	SPA	KALEX	1'46.955	154.5	3
6'05.343	44 Aron CANET	SPA	SPEED UP	1'46.933	154.5	3
7'39.848	16 Joe ROBERTS	USA	KALEX	1'46.672	154.9	4
8'12.862	22 Sam LOWES	GBR	KALEX	1'46.477	155.2	4
9'26.932	21 Fabio DI GIANNANTONI	ITA	SPEED UP	1'46.239	155.6	5
9'27.889	42 Marcos RAMIREZ	SPA	KALEX	1'45.746	156.3	5
11'12.582	21 Fabio DI GIANNANTONI	ITA	SPEED UP	1'45.650	156.4	6
13'10.222	12 Thomas LUTHI	SWI	KALEX	1'45.471	156.7	7
13'16.978	44 Aron CANET	SPA	SPEED UP	1'45.311	156.9	7
14'48.905	21 Fabio DI GIANNANTONI	ITA	SPEED UP	1'45.265	157.0	8
14'56.902	23 Marcel SCHROTTER	GER	KALEX	1'45.171	157.1	8
14'57.053	37 Augusto FERNANDEZ	SPA	KALEX	1'45.074	157.3	8
18'27.249	37 Augusto FERNANDEZ	SPA	KALEX	1'44.982	157.4	10
20'11.976	37 Augusto FERNANDEZ	SPA	KALEX	1'44.727	157.8	11
41'22.720	44 Aron CANET	SPA	SPEED UP	1'44.643	157.9	15
43'02.529	87 Remy GARDNER	AUS	KALEX	1'44.383	158.3	14
46'19.648	10 Luca MARINI	ITA	KALEX	1'44.221	158.6	19
48'03.839	10 Luca MARINI	ITA	KALEX	1'44.191	158.6	20
48'30.778	87 Remy GARDNER	AUS	KALEX	1'44.120	158.7	17
50'14.795	87 Remy GARDNER	AUS	KALEX	1'44.017	158.9	18
54'43.800	37 Augusto FERNANDEZ	SPA	KALEX	1'44.011	158.9	23
54'48.162	72 Marco BEZZECCHI	ITA	KALEX	1'43.919	159.0	23
55'00.740	10 Luca MARINI	ITA	KALEX	1'43.799	159.2	24
55'01.519	21 Fabio DI GIANNANTONI	ITA	SPEED UP	1'43.750	159.3	23
56'33.738	42 Marcos RAMIREZ	SPA	KALEX	1'43.740	159.3	25

These data/results cannot be reproduced, stored and/or transmitted in whole or in part by any manner of electronic, mechanical, photocopying, recording, broadcasting or otherwise now known or herein after developed without the previous express consent by the copyright owner, except for reproduction in daily press and regular printed publications on sale to the public within 60 days of the event related to those data/results and always provided that copyright symbol appears together as follows below.

© DORNA, 2020

Official MotoGP Timing by TISSOT
www.motogp.com

Portimao, Friday, November 20, 2020

