

**GRANDE PRÉMIO MEO DE PORTUGAL**  
**Free Practice Nr. 3**  
**Classification**

**10**

	Rider	Nation	Team	Motorcycle	Time	Lap Total	Gap	Top Speed
1	87 Remy GARDNER	AUS	Onexox TKKR SAG Team	KALEX	<b>1'42.728</b>	15 18		<b>289.5</b>
2	40 Hector GARZO	SPA	Flexbox HP 40	KALEX	<b>1'43.044</b>	15 17	0.316 0.316	<b>290.3</b>
3	42 Marcos RAMIREZ	SPA	Tennor American Racing	KALEX	<b>1'43.107</b>	15 17	0.379 0.063	<b>293.4</b>
4	10 Luca MARINI	ITA	SKY Racing Team VR46	KALEX	<b>1'43.201</b>	9 19	0.473 0.094	<b>287.2</b>
5	44 Aron CANET	SPA	Pull&Bear Aspar Team Moto2	SPEED UP	<b>1'43.205</b>	15 17	0.477 0.004	<b>284.2</b>
6	37 Augusto FERNANDEZ	SPA	EG 0,0 Marc VDS	KALEX	<b>1'43.206</b>	15 18	0.478 0.001	<b>288.7</b>
7	33 Enea BASTIANINI	ITA	Italtrans Racing Team	KALEX	<b>1'43.210</b>	15 18	0.482 0.004	<b>288.0</b>
8	97 Xavi VIERGE	SPA	Petronas Sprinta Racing	KALEX	<b>1'43.284</b>	14 15	0.556 0.074	<b>286.4</b>
9	21 Fabio DI GIANNANTONIO	ITA	BETA Tools Speed Up	SPEED UP	<b>1'43.356</b>	13 17	0.628 0.072	<b>290.3</b>
10	22 Sam LOWES	GBR	EG 0,0 Marc VDS	KALEX	<b>1'43.371</b>	15 15	0.643 0.015	<b>282.7</b>
11	16 Joe ROBERTS	USA	Tennor American Racing	KALEX	<b>1'43.390</b>	12 16	0.662 0.019	<b>291.8</b>
12	45 Tetsuta NAGASHIMA	JPN	Red Bull KTM Ajo	KALEX	<b>1'43.395</b>	13 17	0.667 0.005	<b>288.7</b>
13	64 Bo BENDSNEYDER	NED	NTS RW Racing GP	NTS	<b>1'43.495</b>	14 18	0.767 0.100	<b>291.8</b>
14	7 Lorenzo BALDASSARRI	ITA	Flexbox HP 40	KALEX	<b>1'43.540</b>	17 19	0.812 0.045	<b>290.3</b>
15	72 Marco BEZZECCHI	ITA	SKY Racing Team VR46	KALEX	<b>1'43.607</b>	15 18	0.879 0.067	<b>292.6</b>
16	62 Stefano MANZI	ITA	MV Agusta Forward Racing	MV AGUSTA	<b>1'43.629</b>	15 18	0.901 0.022	<b>284.9</b>
17	11 Nicolò BULEGA	ITA	Federal Oil Gresini Moto2	KALEX	<b>1'43.690</b>	15 19	0.962 0.061	<b>292.6</b>
18	23 Marcel SCHROTTER	GER	Liqui Moly Intact GP	KALEX	<b>1'43.720</b>	4 19	0.992 0.030	<b>291.8</b>
19	88 Jorge MARTIN	SPA	Red Bull KTM Ajo	KALEX	<b>1'43.758</b>	17 17	1.030 0.038	<b>289.5</b>
20	12 Thomas LUTHI	SWI	Liqui Moly Intact GP	KALEX	<b>1'44.150</b>	9 17	1.422 0.392	<b>288.0</b>
21	19 Lorenzo DALLA PORTA	ITA	Italtrans Racing Team	KALEX	<b>1'44.219</b>	16 19	1.491 0.069	<b>288.7</b>
22	57 Edgar PONS	SPA	Federal Oil Gresini Moto2	KALEX	<b>1'44.342</b>	16 18	1.614 0.123	<b>283.4</b>
23	9 Jorge NAVARRO	SPA	BETA Tools Speed Up	SPEED UP	<b>1'44.402</b>	10 15	1.674 0.060	<b>288.0</b>
24	99 Kasma DANIEL	MAL	Onexox TKKR SAG Team	KALEX	<b>1'44.467</b>	8 12	1.739 0.065	<b>284.9</b>
25	24 Simone CORSI	ITA	MV Agusta Forward Racing	MV AGUSTA	<b>1'44.561</b>	15 18	1.833 0.094	<b>284.2</b>
26	27 Andi Farid IZDIHAR	INA	IDEMITSU Honda Team Asia	KALEX	<b>1'44.612</b>	14 17	1.884 0.051	<b>287.2</b>
27	55 Hafizh SYAHRIN	MAL	Pull&Bear Aspar Team Moto2	SPEED UP	<b>1'44.799</b>	12 15	2.071 0.187	<b>289.5</b>
28	77 Dominique AEGERTER	SWI	NTS RW Racing GP	NTS	<b>1'44.929</b>	4 7	2.201 0.130	<b>286.4</b>
29	35 Somkiat CHANTRA	THA	IDEMITSU Honda Team Asia	KALEX	<b>1'44.955</b>	16 17	2.227 0.026	<b>290.3</b>

Practice condition: **Dry**  
 Air: **20°**  
 Humidity: **67%**  
 Ground: **24°**

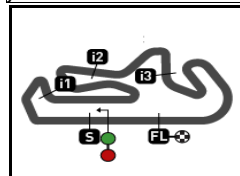
<b>Fastest Lap:</b>	Lap: 15	<b>Remy GARDNER</b>	<b>1'42.728</b>	160.9 Km/h
<b>Best Race Lap:</b>		<b>New track layout</b>		
<b>All Time Lap Record:</b>	2020	<b>Remy GARDNER</b>	<b>1'42.728</b>	160.9 Km/h

The results are provisional until the end of the limit for protest and appeals.

Time limit for protest expires 30' after publication of the results - ..... Time: .....

These data/results cannot be reproduced, stored and/or transmitted in whole or in part by any manner of electronic, mechanical, photocopying, recording, broadcasting or otherwise now known or herein after developed without the previous express consent by the copyright owner, except for reproduction in daily press and regular printed publications on sale to the public within 60 days of the event related to those data/results and always provided that copyright symbol appears together as follows below.

© DORNA, 2020



4592 m.

# GRANDE PRÉMIO MEO DE PORTUGAL

## Free Practice Nr. 3

### Combined Free Practice Times

11

	Rider	Nation	Team	MOTORCYCLE	FP1	FP2	FP3	Gap
1	87 <b>R.GARDNER</b>	AUS	Onexox TKKR SAG Team	KALEX	1'43.881 21	1'43.222 22	<b>1'42.728</b> 15	
2	10 <b>L.MARINI</b>	ITA	SKY Racing Team VR46	KALEX	1'43.799 24	<b>1'42.941</b> 25	1'43.201 9	0.213 0.213
3	40 <b>H.GARZO</b>	SPA	Flexbox HP 40	KALEX	1'44.178 23	1'43.414 17	<b>1'43.044</b> 15	0.316 0.103
4	42 <b>M.RAMIREZ</b>	SPA	Tennor American Racing	KALEX	1'43.740 25	1'43.559 18	<b>1'43.107</b> 15	0.379 0.063
5	22 <b>S.LOWES</b>	GBR	EG 0,0 Marc VDS	KALEX	1'44.354 18	<b>1'43.123</b> 19	1'43.371 15	0.395 0.016
6	7 <b>L.BALDASSARRI</b>	ITA	Flexbox HP 40	KALEX	1'44.682 21	<b>1'43.139</b> 27	1'43.540 17	0.411 0.016
7	44 <b>A.CANET</b>	SPA	Pull&Bear Aspar Team Moto2	SPEED UP	1'44.404 20	1'43.748 15	<b>1'43.205</b> 15	0.477 0.066
8	37 <b>A.FERNANDEZ</b>	SPA	EG 0,0 Marc VDS	KALEX	1'44.011 23	1'43.422 20	<b>1'43.206</b> 15	0.478 0.001
9	33 <b>E.BASTIANINI</b>	ITA	Italtrans Racing Team	KALEX	1'44.468 23	1'43.257 22	<b>1'43.210</b> 15	0.482 0.004
10	97 <b>X.VIERGE</b>	SPA	Petronas Sprinta Racing	KALEX	1'44.279 23	1'43.314 21	<b>1'43.284</b> 14	0.556 0.074
11	21 <b>F.DI GIANNANTO</b>	ITA	BETA Tools Speed Up	SPEED UP	1'43.750 23	1'43.381 19	<b>1'43.356</b> 13	0.628 0.072
12	9 <b>J.NAVARRO</b>	SPA	BETA Tools Speed Up	SPEED UP	1'45.472 20	<b>1'43.358</b> 21	1'44.402 10	0.630 0.002
13	16 <b>J.ROBERTS</b>	USA	Tennor American Racing	KALEX	1'44.748 18	1'43.756 21	<b>1'43.390</b> 12	0.662 0.032
14	45 <b>T.NAGASHIMA</b>	JPN	Red Bull KTM Ajo	KALEX	1'44.827 22	1'43.598 24	<b>1'43.395</b> 13	0.667 0.005
15	72 <b>M.BEZZECCHI</b>	ITA	SKY Racing Team VR46	KALEX	1'43.919 23	<b>1'43.402</b> 19	1'43.607 15	0.674 0.007
16	11 <b>N.BULEGA</b>	ITA	Federal Oil Gresini Moto2	KALEX	1'44.030 25	<b>1'43.488</b> 21	1'43.690 15	0.760 0.086
17	64 <b>B.BENDSNEYDE</b>	NED	NTS RW Racing GP	NTS	1'44.389 22	1'43.634 23	<b>1'43.495</b> 14	0.767 0.007
18	62 <b>S.MANZI</b>	ITA	MV Agusta Forward Racing	MV AGUSTA	1'44.644 21	<b>1'43.516</b> 23	1'43.629 15	0.788 0.021
19	12 <b>T.LUTHI</b>	SWI	Liqui Moly Intact GP	KALEX	1'45.410 22	<b>1'43.597</b> 23	1'44.150 9	0.869 0.081
20	77 <b>D.AEGERTER</b>	SWI	NTS RW Racing GP	NTS	1'46.084 21	<b>1'43.662</b> 19	1'44.929 4	0.934 0.065
21	23 <b>M.SCHROTTER</b>	GER	Liqui Moly Intact GP	KALEX	1'45.171 8	1'44.491 5	<b>1'43.720</b> 4	0.992 0.058
22	88 <b>J.MARTIN</b>	SPA	Red Bull KTM Ajo	KALEX	1'44.319 22		<b>1'43.758</b> 17	1.030 0.038
23	35 <b>S.CHANTRA</b>	THA	IDEMITSU Honda Team Asia	KALEX	1'44.624 21	<b>1'44.022</b> 7	1'44.955 16	1.294 0.264
24	19 <b>L.DALLA PORTA</b>	ITA	Italtrans Racing Team	KALEX	1'46.149 23	1'44.745 24	<b>1'44.219</b> 16	1.491 0.197
25	57 <b>E.PONS</b>	SPA	Federal Oil Gresini Moto2	KALEX	1'46.090 19	<b>1'44.293</b> 22	1'44.342 16	1.565 0.074
26	99 <b>K.DANIEL</b>	MAL	Onexox TKKR SAG Team	KALEX	1'46.144 15	1'44.980 20	<b>1'44.467</b> 8	1.739 0.174
27	24 <b>S.CORSI</b>	ITA	MV Agusta Forward Racing	MV AGUSTA	1'45.942 24	1'45.389 19	<b>1'44.561</b> 15	1.833 0.094
28	27 <b>A.IZDIHAR</b>	INA	IDEMITSU Honda Team Asia	KALEX	1'45.533 16	1'45.230 6	<b>1'44.612</b> 14	1.884 0.051
29	55 <b>H.SYHRIN</b>	MAL	Pull&Bear Aspar Team Moto2	SPEED UP	1'45.456 21	1'44.859 19	<b>1'44.799</b> 12	2.071 0.187

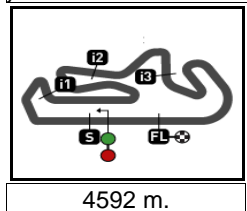
<b>Pole Position Record:</b>		<b>New track layout</b>		
<b>Best Race Lap:</b>		<b>New track layout</b>		
<b>All Time Lap Record:</b>	2020	<b>Remy GARDNER</b>	<b>1'42.728</b>	160.9 Km/h

The results are provisional until the end of the limit for protest and appeals.

Time limit for protest expires 60' after publication of the results - Mr. .... Time: .....

These data/results cannot be reproduced, stored and/or transmitted in whole or in part by any manner of electronic, mechanical, photocopying, recording, broadcasting or otherwise now known or herein after developed without the previous express consent by the copyright owner, except for reproduction in daily press and regular printed publications on sale to the public within 60 days of the event related to those data/results and always provided that copyright symbol appears together as follows below.

© DORNA, 2020



4592 m.

**GRANDE PRÉMIO MEO DE PORTUGAL**

**Free Practice Nr. 3**

**Top Speed & Average**

**12**



Rider	Nation	Motorcycle	Top 5 speeds					Average	Top
42 <b>Marcos RAMIREZ</b>	<b>SPA</b>	KALEX	293.4	292.6	291.8	291.1	290.3	291.8	<b>293.4</b>
11 <b>Nicolò BULEGA</b>	<b>ITA</b>	KALEX	292.6	291.1	288.0	287.2	287.2	288.9	<b>292.6</b>
72 <b>Marco BEZZECCHI</b>	<b>ITA</b>	KALEX	292.6	290.3	289.5	288.7	288.0	289.5	<b>292.6</b>
16 <b>Joe ROBERTS</b>	<b>USA</b>	KALEX	291.8	288.7	283.4	282.7	282.7	285.9	<b>291.8</b>
23 <b>Marcel SCHROTTER</b>	<b>GER</b>	KALEX	291.8	290.3	289.5	289.5	288.0	289.8	<b>291.8</b>
64 <b>Bo BENDSNEYDER</b>	<b>NED</b>	NTS	291.8	288.7	288.0	286.4	286.4	288.3	<b>291.8</b>
7 <b>Lorenzo BALDASSARRI</b>	<b>ITA</b>	KALEX	290.3	290.3	289.5	286.4	286.4	288.0	<b>290.3</b>
21 <b>Fabio DI GIANNANTONIO</b>	<b>ITA</b>	SPEED UP	290.3	289.5	286.4	286.4	285.7	287.7	<b>290.3</b>
35 <b>Somkiat CHANTRA</b>	<b>THA</b>	KALEX	290.3	288.7	288.7	285.7	285.7	287.2	<b>290.3</b>
40 <b>Hector GARZO</b>	<b>SPA</b>	KALEX	290.3	289.5	288.7	288.0	288.0	288.9	<b>290.3</b>
55 <b>Hafizh SYAHRIN</b>	<b>MAL</b>	SPEED UP	289.5	287.2	285.7	284.9	283.4	286.1	<b>289.5</b>
87 <b>Remy GARDNER</b>	<b>AUS</b>	KALEX	289.5	288.0	286.4	286.4	284.9	286.4	<b>289.5</b>
88 <b>Jorge MARTIN</b>	<b>SPA</b>	KALEX	289.5	284.9	284.2	284.2	283.4	285.2	<b>289.5</b>
19 <b>Lorenzo DALLA PORTA</b>	<b>ITA</b>	KALEX	288.7	288.0	287.2	286.4	285.7	287.2	<b>288.7</b>
37 <b>Augusto FERNANDEZ</b>	<b>SPA</b>	KALEX	288.7	288.0	288.0	286.4	284.9	287.2	<b>288.7</b>
45 <b>Tetsuta NAGASHIMA</b>	<b>JPN</b>	KALEX	288.7	288.0	287.2	287.2	287.2	287.7	<b>288.7</b>
9 <b>Jorge NAVARRO</b>	<b>SPA</b>	SPEED UP	288.0	287.2	287.2	286.4	285.7	286.9	<b>288.0</b>
12 <b>Thomas LUTHI</b>	<b>SWI</b>	KALEX	288.0	288.0	288.0	286.4	286.4	287.4	<b>288.0</b>
33 <b>Enea BASTIANINI</b>	<b>ITA</b>	KALEX	288.0	287.2	287.2	286.4	286.4	286.9	<b>288.0</b>
10 <b>Luca MARINI</b>	<b>ITA</b>	KALEX	287.2	286.4	285.7	285.7	284.9	285.5	<b>287.2</b>
27 <b>Andi Farid IZDIHAR</b>	<b>INA</b>	KALEX	287.2	286.4	286.4	285.7	285.7	286.2	<b>287.2</b>
77 <b>Dominique AEGERTER</b>	<b>SWI</b>	NTS	286.4	281.9	281.2	279.7	278.3	281.5	<b>286.4</b>
97 <b>Xavi VIERGE</b>	<b>SPA</b>	KALEX	286.4	286.4	286.4	285.7	285.7	286.0	<b>286.4</b>
62 <b>Stefano MANZI</b>	<b>ITA</b>	MV AGUSTA	284.9	283.4	283.4	282.7	282.7	283.3	<b>284.9</b>
99 <b>Kasma DANIEL</b>	<b>MAL</b>	KALEX	284.9	283.4	282.7	281.9	281.9	282.7	<b>284.9</b>
24 <b>Simone CORSI</b>	<b>ITA</b>	MV AGUSTA	284.2	283.4	282.7	281.9	281.9	282.8	<b>284.2</b>
44 <b>Aron CANET</b>	<b>SPA</b>	SPEED UP	284.2	283.4	282.7	281.9	280.5	282.2	<b>284.2</b>
57 <b>Edgar PONS</b>	<b>SPA</b>	KALEX	283.4	283.4	282.7	282.7	281.9	282.8	<b>283.4</b>
22 <b>Sam LOWES</b>	<b>GBR</b>	KALEX	282.7	282.7	282.7	282.7	281.9	282.5	<b>282.7</b>

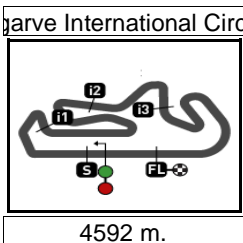
These data/results cannot be reproduced, stored and/or transmitted in whole or in part by any manner of electronic, mechanical, photocopying, recording, broadcasting or otherwise now known or herein after developed without the previous express consent by the copyright owner, except for reproduction in daily press and regular printed publications on sale to the public within 60 days of the event related to those data/results and always provided that copyright symbol appears together as follows below.

© DORNA, 2020

Official MotoGP Timing by TISSOT  
www.motogp.com



Portimao, Saturday, November 21, 2020



4592 m.

# GRANDE PRÉMIO MEO DE PORTUGAL

## Free Practice Nr. 3

### Chronological Analysis of Performances

13

* Lap / Sector time cancelled							T1 Time from finish line to 1st intermed.					T3 Time from 2nd intermed. to 3rd intermed.				
P Crossing the finish line in pit lane							T2 Time from 1st intermed. to 2nd intermed.					T4 Time from 3rd intermediate to finish line				
Lap	Lap Time	T1	T2	T3	T4	Speed	Lap	Lap Time	T1	T2	T3	T4	Speed			
<b>1st 87 Remy GARDNER</b> Onexox TKKR SAG T AUS							Runs=2 Total laps=18 Full laps=14					4 <b>1'46.760</b> 24.984 32.979 15.584 33.213 290.3				
1	2'22.065	24.781	37.976	18.859	35.441		5	<b>1'43.407</b>	22.160	32.794	15.501	32.952	291.8			
2	<b>1'45.654</b>	22.184	33.412	16.039	34.019	284.9	6	<b>1'43.324</b>	21.924	32.958	15.656	<b>32.786</b>	291.1			
3	<b>1'44.227</b>	22.464	33.125	15.708	32.930	288.0	7	1'50.163 P	22.642	33.550	15.989	37.982	292.6			
4	<b>1'49.400</b>	22.168	32.896	18.551	35.785	286.4	8	5'41.192	22.950	33.363	15.735	33.325				
5	<b>1'43.490</b>	21.983	33.112	15.680	32.715	286.4	9	<b>1'46.361</b>	22.063	32.951	15.681	35.666	282.7			
6	<b>1'46.877</b>	22.039	33.437	17.670	33.731	<b>289.5</b>	10	<b>1'44.284</b>	22.197	33.121	15.749	33.217	281.2			
7	<b>1'43.788</b>	22.026	32.953	15.785	33.024	283.4	11	<b>1'44.007</b>	22.173	33.013	15.595	33.226	281.2			
8	<b>1'43.615</b>	22.059	33.041	15.645	32.870	284.9	12	1'51.786 P	22.090	34.535	16.677	38.484	283.4			
9	<b>1'43.943</b>	22.055	33.147	15.791	32.950	280.5	13	7'30.108	22.012	35.215	15.945	33.234				
10	<b>1'49.863</b>	22.293	35.081	16.278	36.211	280.5	14	<b>1'43.205</b>	22.017	32.827	<b>15.499</b>	32.862	283.4			
11	<b>1'43.764</b>	22.076	33.143	15.736	32.809	281.9	15	<b>1'43.107</b>	21.922	<b>32.788</b>	15.548	32.849	285.7			
12	1'54.507 P	24.366	34.723	16.860	38.558	281.2	16	<b>1'57.924</b>	<b>21.908</b>	36.256	20.776	38.984	285.7			
13	10'11.997 *	22.496	40.204*	16.855	37.057		17	1'44.483 *	22.148	33.327	15.773	33.235*	286.4			
14	<b>1'44.009</b>	21.996	33.320	15.747	32.946	281.2										
15	<b>1'42.728</b>	21.886	<b>32.649</b>	15.589	<b>32.604</b>	284.9										
16	<b>1'42.815</b>	<b>21.848</b>	32.783	<b>15.494</b>	32.690	282.7										
17	<b>1'45.017</b>	22.093	33.116	15.758	34.050	281.2										
18	1'43.611 *	22.047	33.022	15.629	32.913*	282.7										
<b>2nd 40 Hector GARZO</b> Flexbox HP 40 SPA							Runs=2 Total laps=17 Full laps=12					<b>4th 10 Luca MARINI</b> SKY Racing Team VR ITA				
1	2'18.703	31.885	36.874	17.876	36.588		1	2'45.116	22.913	35.612	16.540	33.837				
2	<b>1'46.829</b>	22.798	33.678	15.992	34.361	285.7	2	<b>1'44.540</b>	22.213	33.319	15.810	33.198	284.9			
3	<b>1'48.385</b>	22.288	33.361	15.849	36.887	285.7	3	<b>1'43.814</b>	21.944	33.153	15.645	33.072	284.9			
4	<b>1'48.493</b>	25.159	34.481	15.798	33.055	289.5	4	<b>1'43.324</b>	21.857	32.937	15.629	32.901	285.7			
5	<b>1'43.306</b>	22.061	32.804	<b>15.522</b>	32.919	288.0	5	1'43.662 *	21.969	33.070*	15.576	33.047	286.4			
6	<b>1'43.370</b>	21.938	32.819	15.883	32.730	<b>290.3</b>	6	<b>2'02.817</b>	21.899	32.868	15.955	52.095	<b>287.2</b>			
7	<b>1'49.289</b>	22.332	37.684	15.652	33.621	287.2	7	<b>1'43.662</b>	21.961	33.060	15.610	33.031	282.7			
8	<b>1'50.976</b>	22.144	33.285	21.390	34.157	288.0	8	<b>1'44.337</b>	22.211	32.991	15.907	33.228	282.7			
9	<b>1'43.488</b>	22.101	32.940	15.631	32.816	284.2	9	<b>1'43.201</b>	21.897	<b>32.863</b>	15.564	<b>32.877</b>	284.2			
10	1'53.316 P	25.832	34.023	16.031	37.430	287.2	10	1'47.458 P	22.029	32.927	15.611	36.891	283.4			
11	11'43.794	24.336	35.754	16.620	38.290		11	8'08.084	22.391	34.145	16.288	33.695				
12	1'44.860 *	22.189	33.782*	15.929	32.960	284.9	12	<b>1'44.647</b>	22.118	33.483	15.730	33.316	281.2			
13	<b>1'43.428</b>	22.038	32.987	15.690	<b>32.713</b>	287.2	13	<b>1'43.708</b>	22.022	32.971	15.660	33.055	282.7			
14	<b>1'43.960</b>	22.182	33.083	15.644	33.051	287.2	14	1'43.889 *	21.951	33.263*	15.630	33.045	284.2			
15	<b>1'43.044</b>	<b>21.890</b>	<b>32.721</b>	15.607	32.826	288.7	15	<b>1'43.361</b>	<b>21.841</b>	32.946	<b>15.563</b>	33.011	284.9			
16	<b>1'52.973</b>	26.099	36.969	15.695	34.210	282.7	16	<b>1'43.428</b>	21.931	32.907	15.601	32.989	285.7			
17	1'43.261 *	21.966	32.945*	15.605	32.745*	284.2	17	<b>1'43.548</b>	21.928	32.964	15.628	33.028	284.9			
18							18	<b>1'44.311</b>	22.041	33.226	15.748	33.296	284.9			
19							19	1'43.859 *	21.936	33.009	15.615	33.299*	284.2			
<b>3rd 42 Marcos RAMIREZ</b> Tennor American Raci SPA							Runs=3 Total laps=17 Full laps=11					<b>5th 44 Aron CANET</b> Pull&Bear Aspar Tea SPA				
1	2'19.148	27.940	37.146	19.086	34.276		1	1'51.354	22.926	35.108	16.541	33.700				
2	<b>1'49.504</b>	22.472	33.301	16.420	37.311	289.5	2	<b>1'45.412</b>	22.358	33.746	15.925	33.383	278.3			
3	<b>1'46.466</b>	22.051	32.918	15.547	35.950	<b>293.4</b>	3	<b>1'44.371</b>	22.104	33.208	15.784	33.275	277.6			
							4	1'44.087 *	22.102	33.174*	15.728	33.083	278.3			
							5	<b>1'44.200</b>	22.069	32.973	15.814	33.344	280.5			
							6	<b>1'44.140</b>	21.996	33.129	15.785	33.230	279.7			
							7	<b>1'47.762</b>	22.149	33.929	17.139	34.545	279.0			

**Fastest Lap:** Remy GARDNER Onexox TKKR SAG T AUS **1'42.728** 21.886 32.649 15.589 32.604

These data/results cannot be reproduced, stored and/or transmitted in whole or in part by any manner of electronic, mechanical, photocopying, recording, broadcasting or otherwise now known or herein after developed without the previous express consent by the copyright owner, except for reproduction in daily press and regular printed publications on sale to the public within 60 days of the event related to those data/results and always provided that copyright symbol appears together as follows below.  
© DORNA, 2020



# Free Practice Nr. 3

Moto2

Lap	Lap Time	T1	T2	T3	T4	Speed	Lap	Lap Time	T1	T2	T3	T4	Speed		
8	1'56.256	P	22.178	33.168	16.142	44.768	279.7	2	1'54.275	*	22.177	33.798	16.073	42.227*	286.4
9	9'50.558		23.242	34.811	16.341	33.333		3	1'44.595		22.085	33.341	15.921	33.248	284.9
10	1'43.827		21.977	32.966	15.853	33.031	278.3	4	1'44.702		22.153	33.237	15.829	33.483	284.9
11	1'46.468		21.910	33.084	15.813	35.661	280.5	5	1'57.822		22.125	33.338	19.222	43.137	285.7
12	1'54.519	P	22.016	34.136	16.846	41.521	278.3	6	1'49.911		22.040	33.337	15.913	38.621	285.7
13	3'56.727		25.368	40.920	15.875	33.032		7	1'44.759		22.093	33.290	15.852	33.524	284.9
14	1'43.493		21.953	32.909	15.730	32.901	281.9	8	2'01.275	P	27.514	35.304	16.402	42.055	282.7
15	1'43.205		21.785	32.832	15.745	32.843	283.4	9	14'43.695		31.349	37.100	17.919	44.456	
16	1'53.010		21.795	37.731	15.694	37.790	282.7	10	1'45.941		22.032	33.592	15.960	34.357	283.4
17	1'55.132	P	21.937	33.132	17.720	42.343	284.2	11	1'44.161		21.901	33.060	15.796	33.404	285.7

**6th 37 Augusto FERNAND** EG 0,0 Marc VDS SPA  
Runs=2 Total laps=18 Full laps=14

1	2'28.100		22.443	34.458	16.115	33.670	
2	1'44.419		22.267	33.153	15.768	33.231	284.2
3	1'43.832		22.011	32.903	15.640	33.278	286.4
4	1'43.717		21.944	32.934	15.695	33.144	288.0
5	1'46.696		21.985	33.121	15.739	35.851	288.0
6	1'44.093		22.089	33.200	15.615	33.189	288.7
7	1'44.294		21.939	33.257	15.698	33.400	284.9
8	1'44.965		22.146	33.660	15.908	33.251	281.9
9	1'43.893		22.152	32.961	15.585	33.195	283.4
10	1'43.944		22.086	33.029	15.682	33.147	282.7
11	1'53.787	P	23.228	37.094	16.676	36.789	282.7
12	9'56.927		26.694	34.005	15.892	37.735	
13	1'43.460		22.007	32.989	15.583	32.881	283.4
14	1'43.250		21.923	32.814	15.512	33.001	284.2
15	1'43.206		21.883	32.766	15.580	32.977	282.7
16	1'43.603		21.999	32.879	15.635	33.090	283.4
17	1'48.247		21.953	34.255	16.922	35.117	280.5
18	1'43.897	*	22.077	32.948	15.707	33.165*	282.7

**7th 33 Enea BASTIANINI** Italtrans Racing Team ITA  
Runs=2 Total laps=18 Full laps=11

1	2'33.038		23.719	35.278	16.165	34.118	
2	1'45.817		22.359	33.745	16.127	33.586	284.2
3	1'44.927		22.242	33.440	15.965	33.280	284.2
4	1'44.532		22.082	33.340	15.832	33.278	284.9
5	1'48.287		22.057	33.270	16.625	36.335	285.7
6	1'53.210	*	22.068	35.387*	16.323	39.432	286.4
7	1'44.102		22.044	33.171	15.811	33.076	284.2
8	1'49.983	P	22.920	33.789	16.198	37.076	284.9
9	9'32.286		22.539	35.393	16.094	34.930	
10	1'44.038		22.033	33.256	15.737	33.012	285.7
11	1'43.676		21.746	33.125	15.747	33.058	282.7
12	1'55.561	*	24.11*	34.012	15.882	41.554	281.2
13	1'45.652		21.965	34.765	15.868	33.054	288.0
14	1'43.376		21.698	33.098	15.538	33.042	287.2
15	1'43.210		21.761	32.872	15.623	32.954	287.2
16	1'48.553	*	24.25*	34.933	15.819	33.542	286.4
17	1'47.873		21.804	32.943	15.594	37.532	284.9
18	1'43.026	*	21.750	32.819	15.640	32.817*	286.4

**8th 97 Xavi VIERGE** Petronas Sprinta Raci SPA  
Runs=2 Total laps=15 Full laps=10

1	2'20.203		23.534	36.384	17.610	35.187	
---	----------	--	--------	--------	--------	--------	--

**9th 21 Fabio DI GIANNANT** BETA Tools Speed U ITA  
Runs=2 Total laps=17 Full laps=11

1	2'22.249		22.459	35.645	18.605	34.921	
2	1'45.285		22.284	33.417	15.854	33.730	286.4
3	1'44.069		21.981	33.232	15.679	33.177	283.4
4	1'53.383		22.227	42.121	15.766	33.269	290.3
5	1'43.806		21.938	33.127	15.530	33.211	286.4
6	1'43.657		21.863	33.055	15.626	33.113	285.7
7	1'43.650		21.913	32.954	15.588	33.195	289.5
8	1'43.727		21.877	33.134	15.550	33.166	283.4
9	1'50.920	P	21.978	33.148	15.591	40.203	281.9
10	12'12.963		21.921	34.286	16.003	33.347	
11	1'43.510		21.882	33.003	15.620	33.005	280.5
12	1'43.676	*	21.860	33.201*	15.584	33.031	280.5
13	1'43.356		21.888	32.879	15.535	33.054	282.7
14	1'46.600	*	22.620	34.956*	15.767	33.257	281.9
15	1'43.541		21.964	33.013	15.558	33.006	281.2
16	1'44.628		22.125	33.354	15.697	33.452	279.7
17	1'43.431	*	21.956	32.920	15.563	32.992*	281.9

**10th 22 Sam LOWES** EG 0,0 Marc VDS GBR  
Runs=3 Total laps=16 Full laps=7

1	2'51.329		23.923	35.735	16.311	34.289	
2	1'45.701		22.532	33.644	15.801	33.724	282.7
3	1'46.203		22.357	34.427	15.982	33.437	281.2
4	1'44.834		22.200	33.390	15.813	33.431	282.7
5	1'45.215	*	22.342	33.538*	15.793	33.542	281.9
6	1'58.264	P	24.848	36.214	17.697	39.505	280.5
7	6'05.892		24.938	34.647	16.116	33.912	
8	1'45.429		22.383	33.547	15.884	33.615	279.7
9	1'45.438		22.393	33.408	16.022	33.615	279.0
10	1'53.464	P	22.468	35.499	16.582	38.915	278.3
11	7'31.150		24.961	37.938	17.069	36.918	
12	1'45.615	*	22.325	34.305*	15.776	33.209	280.5
13	1'44.018		22.057	32.956	15.687	33.318	282.7
14	1'43.722	*	22.056	33.039*	15.606	33.021	281.2
15	1'43.371		21.936	32.919	15.641	32.875	282.7
unfinished			21.990	32.914	15.571		281.2

**Fastest Lap:** Remy GARDNER Onexox TKKR SAG T AUS 1'42.728 21.886 32.649 15.589 32.604

These data/results cannot be reproduced, stored and/or transmitted in whole or in part by any manner of electronic, mechanical, photocopying, recording, broadcasting or otherwise now known or herein after developed without the previous express consent by the copyright owner, except for reproduction in daily press and regular printed publications on sale to the public within 60 days of the event related to those data/results and always provided that copyright symbol appears together as follows below.  
© DORNA, 2020



# Free Practice Nr. 3

# Moto2

Lap	Lap Time	T1	T2	T3	T4	Speed	Lap	Lap Time	T1	T2	T3	T4	Speed	
<b>11th</b>	<b>16</b>	<b>Joe ROBERTS</b> Tennor American Raci USA						16	<b>1'43.683</b>	22.005	33.158	15.563	32.957	284.2
		Runs=3	Total laps=16	Full laps=9			17	<b>1'43.677</b>	<b>21.955</b>	33.139	15.603	32.980	281.2	
							18	1'43.413 *	21.999	<b>32.922</b>	15.593	32.899*	281.9	
1	2'15.414	25.745	36.006	17.020	34.761									
2	<b>1'53.846</b>	22.749	33.821	15.915	41.361	<b>291.8</b>								
3	1'50.095 P	22.280	33.963	16.138	37.714	288.7								
4	9'08.284	23.569	34.699	16.041	33.592									
5	<b>1'45.290</b>	22.548	33.523	15.851	33.368	281.9								
6	1'48.371 *	22.374	36.830*	15.919	33.248	280.5								
7	<b>1'43.936</b>	22.006	33.176	15.640	33.114	283.4								
8	<b>1'44.113</b>	22.066	33.127	15.802	33.118	279.7								
9	<b>1'43.932</b>	22.129	33.049	15.729	33.025	280.5								
10	1'49.935 P	22.127	34.420	16.548	36.840	280.5								
11	5'48.571	23.279	34.711	16.075	33.380									
12	<b>1'43.390</b>	<b>21.971</b>	32.982	<b>15.557</b>	32.880	281.9								
13	<b>1'43.394</b>	21.976	<b>32.860</b>	15.594	32.964	282.7								
14	<b>1'43.392</b>	22.004	32.938	15.608	<b>32.842</b>	281.2								
15	<b>1'55.717</b>	22.017	38.316	18.142	37.242	282.7								
16	1'43.613 *	21.987	32.945	15.608	33.073*	281.9								
<b>12th</b>	<b>45</b>	<b>Tetsuta NAGASHIM</b> Red Bull KTM Ajo JPN												
		Runs=2	Total laps=17	Full laps=13										
1	2'13.476	24.164	36.511	17.121	34.238									
2	<b>1'45.564</b>	22.500	33.768	15.900	33.396	281.9								
3	<b>1'52.916</b>	26.801	36.054	15.966	34.095	<b>288.7</b>								
4	<b>1'45.860</b>	22.593	33.444	16.157	33.666	285.7								
5	<b>1'45.001</b>	22.259	33.320	15.723	33.699	287.2								
6	<b>1'52.394</b>	22.138	33.523	15.827	40.906	288.0								
7	<b>1'44.834</b>	22.133	33.488	15.752	33.461	287.2								
8	<b>1'44.528</b>	22.107	33.368	15.746	33.307	286.4								
9	1'54.200 P	22.245	36.066	15.974	39.915	284.9								
10	12'20.455	22.378	34.698	16.719	33.509									
11	<b>1'54.104</b>	23.726	34.933	16.582	38.863	283.4								
12	1'46.076 *	22.477	34.631*	15.852	33.116	285.7								
13	<b>1'43.395</b>	22.181	<b>32.835</b>	15.525	32.854	283.4								
14	<b>1'43.568</b>	22.115	32.971	15.648	<b>32.834</b>	287.2								
15	<b>1'45.345</b>	22.872	33.446	15.867	33.160	286.4								
16	<b>1'44.231</b>	<b>22.045</b>	33.059	15.910	33.217	284.2								
17	<b>1'43.518</b>	22.201	32.937	<b>15.521</b>	32.859	283.4								
<b>13th</b>	<b>64</b>	<b>Bo BENDSNEYDER</b> NTS RW Racing GP NED												
		Runs=3	Total laps=18	Full laps=12										
1	2'16.875	24.015	41.599	17.644	34.276									
2	<b>1'52.537</b>	22.715	34.047	16.039	39.736	288.0								
3	<b>1'44.576</b>	22.274	33.423	15.709	33.170	288.7								
4	<b>1'45.090</b>	22.393	33.301	16.020	33.376	<b>291.8</b>								
5	<b>1'44.329</b>	22.224	33.336	15.733	33.036	282.7								
6	<b>1'49.816</b>	24.114	36.816	15.688	33.198	286.4								
7	<b>1'44.262</b>	22.205	33.257	15.675	33.125	283.4								
8	1'54.928 P	22.220	37.597	15.956	39.155	286.4								
9	4'56.597	22.972	34.104	15.828	33.364									
10	<b>1'44.592</b>	22.309	33.281	15.780	33.222	275.5								
11	1'56.594 P	22.331	35.572	17.429	41.262	276.9								
12	6'27.505	25.983	41.912	19.727	41.552									
13	<b>1'45.589</b>	22.491	34.321	15.768	33.009	279.0								
14	<b>1'43.495</b>	21.974	33.045	<b>15.546</b>	<b>32.930</b>	283.4								
15	<b>1'48.451</b>	22.115	36.741	15.705	33.890	280.5								
<b>14th</b>	<b>7</b>	<b>Lorenzo BALDA</b> Flexbox HP 40 ITA												
		Runs=2	Total laps=19	Full laps=14										
1	2'17.676	23.212	35.915	17.334	35.272									
2	<b>1'52.858</b>	22.302	33.452	16.050	41.054	283.4								
3	<b>1'54.194</b>	22.255	35.122	21.625	35.192	286.4								
4	<b>1'43.711</b>	22.068	32.907	15.753	32.983	286.4								
5	<b>1'44.664</b>	22.138	33.129	16.008	33.389	286.4								
6	<b>1'44.129</b>	22.117	32.932	15.729	33.351	286.4								
7	<b>1'43.799</b>	22.093	32.842	15.677	33.187	281.9								
8	<b>1'45.264</b>	22.082	32.948	15.823	34.411	289.5								
9	1'51.167 P	22.088	34.633	15.955	38.491	284.9								
10	7'58.190	21.524	34.984	16.150	34.060									
11	<b>1'44.836</b>	22.343	33.711	15.705	33.077	279.7								
12	1'43.800 *	22.06*	32.987	15.735	33.018	281.9								
13	<b>1'54.711</b>	24.525	33.714	15.772	40.700	281.9								
14	<b>1'43.723</b>	22.142	33.035	15.633	<b>32.913</b>	283.4								
15	<b>1'55.289</b>	<b>22.027</b>	<b>32.694</b>	15.592	44.976	283.4								
16	<b>1'43.643</b>	22.110	33.029	<b>15.590</b>	32.914	<b>290.3</b>								
17	<b>1'43.540</b>	22.099	32.902	15.622	32.917	290.3								
18	<b>2'01.160</b>	25.607	37.883	20.189	37.481	281.9								
19	1'44.507 *	22.255	33.186	15.832	33.234*	279.0								
<b>15th</b>	<b>72</b>	<b>Marco BEZZECCHI</b> SKY Racing Team VR ITA												
		Runs=2	Total laps=18	Full laps=13										
1	2'16.507	25.078	36.817	17.049	34.712									
2	<b>1'46.200</b>	22.711	33.633	16.190	33.666	290.3								
3	<b>1'44.131</b>	22.129	33.027	16.033	32.942	288.0								
4	<b>1'44.957</b>	22.039	33.543	16.188	33.187	285.7								
5	<b>1'49.204</b>	22.054	37.630	16.425	33.095	285.7								
6	<b>2'05.698</b>	22.163	48.691	18.732	36.112	289.5								
7	1'49.687 P	22.111	33.755	16.335	37.486	284.9								
8	9'45.194	28.177	35.061	16.310	33.532									
9	<b>1'44.127</b>	22.208	33.110	15.823	32.986	280.5								
10	<b>1'44.601</b>	22.077	33.629	15.904	32.991	284.2								
11	<b>1'54.816</b>	22.837	42.898	15.898	33.183	283.4								
12	<b>1'44.039</b>	22.021	33.175	15.832	33.011	<b>292.6</b>								
13	1'44.254 *	<b>21.883</b>	33.325*	16.057	32.989	288.7								
14	<b>1'44.012</b>	21.986	33.214	15.782	33.030	285.7								
15	<b>1'43.607</b>	21.988	32.965	15.788	32.866	286.4								
16	<b>1'43.752</b>	21.970	33.168	15.765	<b>32.849</b>	286.4								
17	<b>1'55.324</b>	31.855	33.979	16.110	33.380	284.2								
18	1'43.420 *	21.962	<b>32.905</b>	<b>15.691</b>	32.862*	288.0								
<b>16th</b>	<b>62</b>	<b>Stefano MANZI</b> MV Agusta Forward R ITA												
		Runs=2	Total laps=18	Full laps=11										
1	2'34.405	24.601	35.569	16.227	35.887									

# Free Practice Nr. 3

# Moto2

Lap	Lap Time	T1	T2	T3	T4	Speed	Lap	Lap Time	T1	T2	T3	T4	Speed		
8	2'04.976 P	30.288	36.173	19.208	39.307	279.7	<b>19th 88</b>	<b>Jorge MARTIN</b>					Red Bull KTM Ajo	SPA	
9	9'24.190	24.229	34.572	16.134	33.535			Runs=3	Total laps=17		Full laps=9				
10	1'51.180 *	22.794	38.746*	16.029	33.611	277.6		1	2'12.506	24.286	35.849	16.605	34.163		
11	<b>1'50.373</b>	25.412	35.363	15.730	33.868	277.6		2	<b>1'46.275</b>	22.598	33.805	15.866	34.006	281.9	
12	<b>1'44.523</b>	22.301	33.180	15.728	33.314	279.7		3	<b>1'49.637</b>	22.411	33.493	20.214	33.519	281.9	
13	<b>1'44.860</b>	22.318	33.288	16.024	33.230	277.6		4	<b>1'45.183</b>	22.545	33.466	15.731	33.441	289.5	
14	<b>1'44.076</b>	22.065	33.012	15.714	33.285	282.7		5	1'48.823 P	22.296	35.156*	15.921	35.450	283.4	
15	<b>1'43.629</b>	22.038	<b>32.827</b>	15.660	<b>33.104</b>	282.7		6	7'32.041	23.672	34.432	15.935	33.643		
16	<b>1'43.724</b>	22.059	32.941	<b>15.565</b>	33.159	282.7		7	<b>1'44.738</b>	22.400	33.180	15.747	33.411	281.2	
17	<b>1'59.186</b>	31.542	37.951	16.015	33.678	279.0		8	1'44.779 *	22.274	33.298*	15.746	33.461	281.2	
18	1'44.329 *	22.202	32.985	15.794	33.348*	276.9		9	1'50.841 P	22.242	35.583	16.168	36.848	276.9	
<b>17th 11</b>	<b>Nicolò BULEGA</b>							Federal Oil Gresini M ITA							
	Runs=2		Total laps=19			Full laps=15									
	1	2'22.961	30.576	41.227	17.301	39.416			10	6'35.339	22.956	34.575	15.859	33.573	
	2	<b>1'44.956</b>	22.137	33.503	15.867	33.449		287.2	11	<b>1'45.126</b>	22.455	33.285	15.691	33.695	284.9
	3	<b>1'44.283</b>	22.099	33.176	15.715	33.293		291.1	12	1'44.288 *	22.203	33.107*	15.670	33.308	284.2
	4	<b>1'45.376</b>	22.546	33.392	16.207	33.231		292.6	13	<b>1'43.994</b>	22.201	32.897	15.512	33.384	281.9
	5	<b>1'44.052</b>	22.001	33.178	15.883	<b>32.990</b>		282.7	14	<b>1'43.901</b>	22.438	32.898	<b>15.467</b>	<b>33.098</b>	282.7
	6	<b>1'53.222</b>	22.078	33.344	15.907	41.893	288.0	15	1'48.438 *	24.43*	34.673	15.947	33.380	284.2	
	7	<b>1'44.006</b>	22.071	33.059	15.710	33.166	284.2	16	<b>1'45.479</b>	22.366	33.199	16.049	33.865	281.2	
	8	<b>1'44.114</b>	22.031	32.949	15.927	33.207	287.2	17	<b>1'43.758</b>	<b>22.163</b>	<b>32.848</b>	15.548	33.199	282.7	
	9	<b>1'44.228</b>	22.078	33.132	15.831	33.187	282.7	<b>20th 12</b>							
	10	<b>1'44.490</b>	22.187	33.207	15.815	33.281	280.5	<b>Thomas LUTHI</b>					Liqui Moly Intact GP	SWI	
	11	<b>1'44.882</b>	22.181	33.404	15.884	33.413	281.9	Runs=2		Total laps=17		Full laps=11			
	12	1'56.678 P	26.20*	35.444	17.101	37.932	278.3	1	2'20.365	22.895	35.735	17.447	34.837		
	13	8'02.658	23.693	39.190	19.203	39.274		2	<b>1'46.124</b>	22.331	33.602	16.103	34.088	288.0	
	14	<b>1'44.304</b>	22.117	33.428	15.763	32.996	281.9	3	<b>1'45.038</b>	22.207	33.285	16.062	33.484	284.9	
	15	<b>1'43.690</b>	21.922	32.986	15.744	33.038	282.7	4	<b>1'50.286</b>	27.271	33.981	15.760	33.274	286.4	
	16	<b>1'45.309</b>	21.940	<b>32.863</b>	<b>15.649</b>	34.857	281.9	5	<b>1'52.647</b>	22.718	33.639	19.663	36.627	288.0	
	17	<b>1'45.469</b>	<b>21.868</b>	34.688	15.872	33.041	284.2	6	1'44.602 *	22.026	33.056*	15.800	33.720	285.7	
18	<b>1'53.864</b>	21.999	33.009	15.840	43.016	282.7	7	<b>1'44.239</b>	22.193	32.992	<b>15.651</b>	33.403	285.7		
19	1'43.545 *	22.089	32.879	15.674	32.903*	287.2	8	<b>1'45.291</b>	22.268	33.119	16.168	33.736	288.0		
<b>18th 23</b>	<b>Marcel SCHROTTE</b>						Liqui Moly Intact GP GER								
	Runs=2		Total laps=19			Full laps=14									
	1	2'24.483	22.729	34.766	16.396	33.917		9	<b>1'44.150</b>	22.022	33.130	15.677	33.321	286.4	
	2	<b>1'45.197</b>	22.387	33.635	15.901	33.274	286.4	10	1'52.652 P	22.114	35.312	18.858	36.368	284.2	
	3	<b>1'47.021</b>	22.306	33.573	16.212	34.930	291.8	11	10'53.302	22.447	34.985	16.578	33.966		
	4	<b>1'43.720</b>	22.214	32.969	15.639	32.898	289.5	12	<b>1'45.076</b>	22.313	33.684	15.845	<b>33.234</b>	278.3	
	5	<b>1'43.753</b>	21.998	33.176	<b>15.591</b>	32.988	289.5	13	1'44.929 *	22.177	33.387*	15.939	33.426	281.2	
	6	<b>1'44.245</b>	22.055	33.279	15.664	33.247	290.3	14	<b>1'53.578</b>	27.128	36.005	16.934	33.511	279.7	
	7	<b>1'56.037</b>	22.204	35.671	18.787	39.375	285.7	15	<b>2'01.549</b>	22.264	33.776	15.961	49.548	279.0	
	8	<b>1'47.897</b>	24.847	33.446	16.416	33.188	287.2	16	<b>2'01.394</b>	22.208	33.962	22.056	43.168	283.4	
	9	1'48.110 P	22.147	33.271	15.789	36.903	282.7	17	1'43.863 *	<b>21.999</b>	<b>32.951</b>	15.701	33.212*	284.9	
	10	8'12.546	28.314	34.832	16.703	33.531		<b>21st 19</b>							
	11	<b>1'48.478</b>	22.237	33.225	15.747	37.269	279.7	<b>Lorenzo DALLA PO</b>					Italtrans Racing Team	ITA	
	12	<b>1'44.057</b>	22.244	33.072	15.774	32.967	280.5	Runs=2		Total laps=19		Full laps=13			
	13	<b>1'53.065</b>	24.058	37.547	16.869	34.591	287.2	1	2'15.334	30.715	36.368	16.711	35.204		
	14	1'44.122 *	22.108	33.144*	15.750	33.120	286.4	2	<b>1'46.028</b>	22.637	33.815	15.932	33.644	288.0	
	15	<b>1'43.791</b>	22.068	33.038	15.687	32.998	284.2	3	<b>1'46.088</b>	22.871	33.506	16.368	33.343	281.9	
	16	<b>1'43.936</b>	22.129	<b>32.922</b>	16.007	<b>32.878</b>	285.7	4	<b>1'46.808</b>	22.549	35.102	15.924	33.233	284.9	
	17	<b>1'43.883</b>	<b>21.996</b>	32.933	15.656	33.298	284.2	5	<b>1'46.658</b>	22.291	34.691	15.976	33.700	288.7	
18	<b>1'44.152</b>	22.094	32.948	15.855	33.255	286.4	6	<b>1'54.219</b>	22.465	33.789	15.936	42.029	284.2		
19	1'44.422 *	22.443	33.033	15.889	33.057*	288.0	7	<b>1'45.104</b>	22.383	33.443	15.824	33.454	282.7		
							8	<b>1'45.184</b>	22.291	33.317	15.911	33.665	287.2		
							9	<b>1'44.778</b>	22.390	33.238	15.757	33.393	283.4		
							10	1'56.528 P	22.448	33.244	20.550	40.286	281.2		
							11	8'10.086	28.161	35.444	16.243	34.064			
							12	<b>1'48.042</b>	22.611	33.773	16.098	35.560	279.0		
							13	1'50.964 *	25.08*	36.168	16.242	33.469	283.4		
							14	1'47.598 *	23.467	34.990*	15.755	33.386	279.0		

**Fastest Lap:** Remy GARDNER Onexox TKKR SAG T AUS **1'42.728** 21.886 32.649 15.589 32.604

These data/results cannot be reproduced, stored and/or transmitted in whole or in part by any manner of electronic, mechanical, photocopying, recording, broadcasting or otherwise now known or herein after developed without the previous express consent by the copyright owner, except for reproduction in daily press and regular printed publications on sale to the public within 60 days of the event related to those data/results and always provided that copyright symbol appears together as follows below.  
© DORNA, 2020



# Free Practice Nr. 3

# Moto2

Lap	Lap Time	T1	T2	T3	T4	Speed	Lap	Lap Time	T1	T2	T3	T4	Speed
15	<b>1'44.320</b>	22.195	33.143	<b>15.646</b>	33.336	286.4	10	9'05.584 P	26.818	35.249*	16.749	40.803	
16	<b>1'44.219</b>	22.236	33.113	15.672	<b>33.198</b>	283.4	11	2'18.604	23.022	35.547	15.958	33.765	
17	<b>1'44.418</b>	22.207	33.177	15.794	33.240	282.7	12	<b>1'48.310</b>	22.806	33.790	15.857	35.857	280.5
18	<b>1'44.345</b>	22.269	33.038	15.780	33.258	282.7		unfinished	22.241				278.3
19	1'44.058 *	<b>22.106</b>	<b>33.014</b>	15.777	33.161*	285.7							

22nd		57	Edgar PONS	Federal Oil Gresini M	SPA	Runs=3	Total laps=18	Full laps=10
1	2'28.801	27.912	38.207	18.193	49.227			
2	<b>1'46.158</b>	22.707	33.638	15.962	33.851	278.3		
3	<b>1'44.864</b>	22.276	33.249	15.878	33.461	<b>283.4</b>		
4	<b>1'45.144</b>	22.361	33.269	15.805	33.709	281.9		
5	1'44.711 *	22.382	33.118*	15.787	33.424	282.7		
6	<b>2'14.427</b>	26.933	37.586	17.403	52.505	283.4		
7	<b>1'45.605</b>	22.555	33.366	15.857	33.827	277.6		
8	1'51.290 P	22.550	33.944	17.011	37.785	277.6		
9	5'50.612	22.759	34.732	16.340	34.661			
10	<b>1'50.703</b>	25.529	34.938	16.324	33.912	274.1		
11	1'45.127 *	22.380	33.428*	15.826	33.493	276.9		
12	<b>1'44.660</b>	<b>22.206</b>	33.291	15.805	33.358	278.3		
13	1'58.075 P	26.03*	34.485	16.106	41.449	277.6		
14	5'11.380	23.944	42.532	17.414	40.151			
15	<b>1'49.498</b>	22.703	34.137	16.333	36.325	278.3		
16	<b>1'44.342</b>	22.253	<b>33.118</b>	<b>15.722</b>	<b>33.249</b>	281.2		
17	<b>1'51.113</b>	22.282	33.358	17.640	37.833	281.2		
18	1'46.322 *	22.513	33.198	16.063	34.548*	282.7		

23rd		9	Jorge NAVARRO	BETA Tools Speed U	SPA	Runs=3	Total laps=15	Full laps=9
1	2'21.123	24.158	36.204	17.254	38.291			
2	<b>1'47.453</b>	22.597	33.769	15.984	35.103	285.7		
3	<b>1'44.733</b>	22.364	33.128	15.725	33.516	286.4		
4	<b>1'52.127</b>	22.197	33.225	16.457	40.248	287.2		
5	<b>1'44.460</b>	22.161	33.145	15.818	33.336	<b>288.0</b>		
6	<b>1'57.753</b>	22.297	33.397	15.923	46.136	287.2		
7	1'54.271 P	22.391	35.664	17.696	38.520	281.2		
8	10'56.781	21.931	34.017	16.202	33.593			
9	<b>1'45.125</b>	22.385	33.434	16.030	33.276	278.3		
10	<b>1'44.402</b>	22.090	33.324	15.868	<b>33.120</b>	280.5		
11	<b>1'44.506</b>	22.113	33.059	15.765	33.569	281.2		
12	1'49.608 P	22.247	33.269	16.119	37.973	279.7		
13	5'22.297	23.843	36.287	15.999	48.585			
14	<b>1'59.676</b>	22.021	33.335	19.495	44.825	283.4		
15	1'43.545 *	<b>21.959</b>	<b>32.967</b>	<b>15.655</b>	32.964*	284.2		

24th		99	Kasma DANIEL	Onexox TKKR SAG T	MAL	Runs=3	Total laps=13	Full laps=8
1	2'13.488	29.075	38.401	16.902	34.699			
2	<b>1'46.861</b>	22.981	34.101	16.120	33.659	277.6		
3	<b>1'45.809</b>	22.301	33.842	16.003	33.663	282.7		
4	<b>1'45.638</b>	22.324	33.798	16.097	33.419	281.9		
5	<b>1'45.087</b>	22.381	33.414	15.893	33.399	281.9		
6	<b>2'01.186</b>	33.803	35.100	16.064	36.219	281.9		
7	<b>1'44.918</b>	22.548	33.285	<b>15.701</b>	33.384	281.9		
8	<b>1'44.467</b>	<b>22.225</b>	<b>33.260</b>	15.747	<b>33.235</b>	283.4		
9	1'54.709 P	27.238	33.855	15.795	37.821	<b>284.9</b>		

25th		24	Simone CORSI	MV Agusta Forward R	ITA	Runs=2	Total laps=18	Full laps=13
1	2'10.602	24.678	38.053	20.911	36.681			
2	<b>1'48.338</b>	23.268	34.400	16.601	34.069	276.2		
3	<b>1'49.176</b>	22.812	33.506	16.962	35.896	281.2		
4	<b>1'50.272</b>	22.429	38.077	16.212	33.554	279.7		
5	<b>1'44.739</b>	22.337	33.338	<b>15.708</b>	33.356	281.9		
6	<b>1'47.009</b>	22.465	34.610	16.333	33.601	281.9		
7	<b>1'45.953</b>	22.474	33.899	15.875	33.705	276.9		
8	<b>1'48.447</b>	22.397	35.429	16.999	33.622	279.7		
9	<b>1'46.115</b>	22.524	33.576	16.201	33.814	276.9		
10	1'57.746 P	28.457	34.479	16.425	38.385	279.0		
11	9'55.249	24.639	35.425	16.391	34.335			
12	<b>1'45.595</b>	22.713	33.847	15.798	33.237	273.4		
13	1'44.814 *	22.358	33.310*	15.944	<b>33.202</b>	<b>284.2</b>		
14	<b>1'45.225</b>	<b>22.188</b>	33.230	16.282	33.525	282.7		
15	<b>1'44.561</b>	22.314	33.136	15.782	33.329	280.5		
16	<b>1'49.515</b>	22.749	35.306	16.693	34.767	279.7		
17	<b>1'45.568</b>	22.480	33.471	16.123	33.494	279.7		
18	1'44.416 *	22.266	<b>33.132</b>	15.788	33.230*	283.4		

26th		27	Andi Farid IZDIHAR	IDEMITSU Honda Te	INA	Runs=2	Total laps=17	Full laps=13
1	2'15.287	28.800	39.726	17.341	35.448			
2	<b>1'47.489</b>	23.287	34.089	16.268	33.845	283.4		
3	<b>1'45.947</b>	22.739	33.400	16.096	33.712	281.9		
4	<b>1'45.026</b>	22.499	33.413	15.825	33.289	278.3		
5	<b>1'48.666</b>	22.323	33.677	19.122	33.544	282.7		
6	<b>1'45.939</b>	22.327	33.523	15.949	34.140	285.7		
7	<b>1'52.582</b>	22.478	40.023	16.484	33.597	280.5		
8	<b>1'45.571</b>	22.442	33.465	15.968	33.696	<b>287.2</b>		
9	<b>1'45.361</b>	22.286	33.456	16.019	33.600	286.4		
10	2'00.110 P	27.632	36.442	16.728	39.308	282.7		
11	11'27.822	29.091	35.302	16.486	34.993			
12	<b>1'46.022</b>	22.264	33.943	16.333	33.482	285.7		
13	<b>1'45.468</b>	22.269	33.873	15.837	33.489	284.9		
14	<b>1'44.612</b>	22.289	<b>33.286</b>	<b>15.769</b>	<b>33.268</b>	284.2		
15	<b>1'51.842</b>	22.292	35.633	16.194	37.723	285.7		
16	<b>1'53.303</b>	22.376	34.549	16.926	39.452	281.9		
17	1'44.641 *	<b>22.246</b>	33.305	15.801	33.289*	286.4		

27th		55	Hafizh SYAHRIN	Pull&Bear Aspar Tea	MAL	Runs=2	Total laps=15	Full laps=11
1	2'15.136	25.910	39.491	18.899	42.067			
2	<b>1'47.579</b>	23.261	34.160	16.181	33.977	279.7		
3	<b>1'45.588</b>	22.594	33.364	16.137	33.493	281.2		
4	<b>1'57.579</b>	22.422	36.069	19.460	39.628	285.7		
5	<b>1'44.977</b>	22.382	33.397	15.940	<b>33.258</b>	<b>289.5</b>		
6	<b>1'47.051</b>	22.412	33.455	15.996	35.188	287.2		
7	<b>1'45.051</b>	22.365	33.213	15.959	33.514	283.4		
8	2'02.214 P	28.094	37.762	18.054	38.304	279.7		

**Fastest Lap:** Remy GARDNER Onexox TKKR SAG T AUS **1'42.728** 21.886 32.649 15.589 32.604

These data/results cannot be reproduced, stored and/or transmitted in whole or in part by any manner of electronic, mechanical, photocopying, recording, broadcasting or otherwise now known or herein after developed without the previous express consent by the copyright owner, except for reproduction in daily press and regular printed publications on sale to the public within 60 days of the event related to those data/results and always provided that copyright symbol appears together as follows below.  
© DORNA, 2020

Official MotoGP Timing by TISSOT  
www.motogp.com

Portimao, Saturday, November 21, 2020

Page 5 of 6





# Free Practice Nr. 3

Moto2

Lap	Lap Time	T1	T2	T3	T4	Speed	Lap	Lap Time	T1	T2	T3	T4	Speed
9	1'30.999	25.419	36.526	18.629	35.103								
10	<b>1'56.309</b>	22.869	35.119	18.810	39.511	276.9							
11	<b>1'44.966</b>	22.321	33.459	<b>15.896</b>	33.290	281.9							
12	<b>1'44.799</b>	<b>22.192</b>	33.275	15.930	33.402	282.7							
13	<b>1'50.450</b>	24.050	36.169	16.775	33.456	281.2							
14	<b>1'53.449</b>	22.219	33.451	17.858	39.921	281.9							
15	1'44.509 *	22.278	<b>33.159</b>	15.913	33.159*	284.9							

## 28th **77** Dominique AEGER NTS RW Racing GP SWI

Runs=1 Total laps=8 Full laps=6

1	2'02.147	26.395	37.813	17.422	37.055								
2	<b>1'47.669</b>	23.265	34.121	16.194	34.089	276.9							
3	<b>1'45.530</b>	22.549	33.497	15.913	33.571	277.6							
4	<b>1'44.929</b>	22.233	33.536	15.897	<b>33.263</b>	278.3							
5	<b>2'07.044</b>	<b>22.126</b>	33.895	19.184	51.839	279.7							
6	<b>1'45.076</b>	22.339	33.479	15.847	33.411	<b>286.4</b>							
7	<b>1'45.002</b>	22.425	<b>33.308</b>	<b>15.815</b>	33.454	281.9							
unfinished		36.708				281.2							

## 29th **35** Somkiat CHANTRA IDEMITSU Honda Te THA

Runs=2 Total laps=17 Full laps=10

1	2'16.756	30.639	36.760	17.135	34.751								
2	1'46.199 *	22.70 *	33.714	16.100	33.684	<b>290.3</b>							
3	<b>1'45.851</b>	22.755	33.461	16.112	33.523	288.7							
4	<b>1'45.230</b>	22.575	33.369	15.861	33.425	285.7							
5	<b>1'45.996</b>	22.314	33.496	16.229	33.957	285.7							
6	2'10.231 *	23.083	46.274*	17.412	43.462	281.9							
7	<b>1'46.502</b>	22.362	33.563	16.775	33.802	284.9							
8	<b>1'55.642</b>	22.422	35.966	17.508	39.746	282.7							
9	<b>1'48.267</b>	22.375	33.736	15.914	36.242	281.2							
10	1'50.306 P	22.835	34.029	16.012	37.430	276.9							
11	11'16.144	24.230	37.302	17.464	35.936								
12	1'47.664 *	22.937	34.206*	16.810	33.711	277.6							
13	<b>1'45.136</b>	22.316	33.398	16.011	<b>33.411</b>	284.2							
14	<b>1'44.989</b>	<b>22.112</b>	<b>33.220</b>	15.923	33.734	285.7							
15	<b>1'48.525</b>	22.205	33.596	16.092	36.632	280.5							
16	<b>1'44.955</b>	22.167	33.424	15.941	33.423	285.7							
17	1'44.805 *	22.203	33.243	<b>15.856</b>	33.503*	288.7							

**Fastest Lap:** Remy GARDNER Onexox TKKR SAG T AUS **1'42.728** 21.886 32.649 15.589 32.604

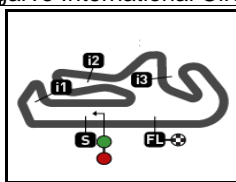
These data/results cannot be reproduced, stored and/or transmitted in whole or in part by any manner of electronic, mechanical, photocopying, recording, broadcasting or otherwise now known or herein after developed without the previous express consent by the copyright owner, except for reproduction in daily press and regular printed publications on sale to the public within 60 days of the event related to those data/results and always provided that copyright symbol appears together as follows below.  
© DORNA, 2020

Official MotoGP Timing by TISSOT  
www.motogp.com

Portimao, Saturday, November 21, 2020

Page 6 of 6





4592 m.

# GRANDE PRÉMIO MEO DE PORTUGAL

## Free Practice Nr. 3

### Best Partial Times

# Moto2™

*IT* Ideal Lap Time, sum of the best partial times

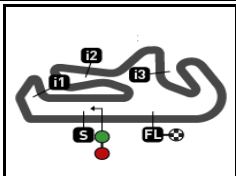
*BT* Best Lap Time

T1		T2		T3		T4						
Pos	Rider	Time	Rider	Time	Rider	Time	Rider	Time	Pos	Rider	IT	BT
1	E.BASTIANINI	21.698	R.GARDNER	32.649	J.MARTIN	15.467	R.GARDNER	32.604	1	R.GARDNER	1'42.595	1'42.728 (1)
2	X.VIERGE	21.735	L.BALDASSARRI	32.694	R.GARDNER	15.494	H.GARZO	32.713	2	H.GARZO	1'42.846	1'43.044 (2)
3	A.CANET	21.785	H.GARZO	32.721	M.RAMIREZ	15.499	M.RAMIREZ	32.786	3	M.RAMIREZ	1'42.981	1'43.107 (3)
4	L.MARINI	21.841	A.FERNANDEZ	32.766	A.FERNANDEZ	15.512	T.NAGASHIMA	32.834	4	E.BASTIANINI	1'43.009	1'43.210 (7)
5	R.GARDNER	21.848	M.RAMIREZ	32.788	T.NAGASHIMA	15.521	J.ROBERTS	32.842	5	A.FERNANDEZ	1'43.042	1'43.206 (6)
6	F.DI GIANNANTO	21.860	E.BASTIANINI	32.819	H.GARZO	15.522	A.CANET	32.843	6	X.VIERGE	1'43.131	1'43.284 (8)
7	N.BULEGA	21.868	S.MANZI	32.827	F.DI GIANNANTO	15.530	M.BEZZECCHI	32.849	7	L.MARINI	1'43.144	1'43.201 (4)
8	A.FERNANDEZ	21.883	A.CANET	32.832	E.BASTIANINI	15.538	S.LOWES	32.875	8	A.CANET	1'43.154	1'43.205 (5)
9	M.BEZZECCHI	21.883	T.NAGASHIMA	32.835	B.BENDSNEYDE	15.546	L.MARINI	32.877	9	L.BALDASSAR	1'43.224	1'43.540 (14)
10	H.GARZO	21.890	J.MARTIN	32.848	J.ROBERTS	15.557	M.SCHROTTER	32.878	10	J.ROBERTS	1'43.230	1'43.390 (11)
11	M.RAMIREZ	21.908	J.ROBERTS	32.860	L.MARINI	15.563	A.FERNANDEZ	32.881	11	T.NAGASHIMA	1'43.235	1'43.395 (12)
12	S.LOWES	21.936	L.MARINI	32.863	S.MANZI	15.565	L.BALDASSARRI	32.913	12	F.DI GIANNAN	1'43.274	1'43.356 (9)
13	B.BENDSNEYDE	21.955	N.BULEGA	32.863	S.LOWES	15.571	X.VIERGE	32.925	13	S.LOWES	1'43.296	1'43.371 (10)
14	J.NAVARRO	21.959	F.DI GIANNANTO	32.879	X.VIERGE	15.583	B.BENDSNEYDE	32.930	14	M.BEZZECCHI	1'43.328	1'43.607 (15)
15	J.ROBERTS	21.971	X.VIERGE	32.888	L.BALDASSARRI	15.590	E.BASTIANINI	32.954	15	B.BENDSNEY	1'43.353	1'43.495 (13)
16	M.SCHROTTER	21.996	M.BEZZECCHI	32.905	M.SCHROTTER	15.591	N.BULEGA	32.990	16	N.BULEGA	1'43.370	1'43.690 (17)
17	T.LUTHI	21.999	S.LOWES	32.914	L.DALLA PORTA	15.646	F.DI GIANNANTO	33.005	17	M.SCHROTTE	1'43.387	1'43.720 (18)
18	L.BALDASSARRI	22.027	M.SCHROTTER	32.922	N.BULEGA	15.649	J.MARTIN	33.098	18	S.MANZI	1'43.534	1'43.629 (16)
19	S.MANZI	22.038	B.BENDSNEYDE	32.922	T.LUTHI	15.651	S.MANZI	33.104	19	J.MARTIN	1'43.576	1'43.758 (19)
20	T.NAGASHIMA	22.045	T.LUTHI	32.951	J.NAVARRO	15.655	J.NAVARRO	33.120	20	J.NAVARRO	1'43.701	1'44.402 (23)
21	L.DALLA PORTA	22.106	J.NAVARRO	32.967	M.BEZZECCHI	15.691	L.DALLA PORTA	33.198	21	T.LUTHI	1'43.835	1'44.150 (20)
22	S.CHANTRA	22.112	L.DALLA PORTA	33.014	A.CANET	15.694	S.CORSI	33.202	22	L.DALLA POR	1'43.964	1'44.219 (21)
23	D.AEGERTER	22.126	E.PONS	33.118	K.DANIEL	15.701	T.LUTHI	33.234	23	S.CORSI	1'44.230	1'44.561 (25)
24	J.MARTIN	22.163	S.CORSI	33.132	S.CORSI	15.708	K.DANIEL	33.235	24	E.PONS	1'44.295	1'44.342 (22)

These data/results cannot be reproduced, stored and/or transmitted in whole or in part by any manner of electronic, mechanical, photocopying, recording, broadcasting or otherwise now known or herein after developed without the previous express consent by the copyright owner, except for reproduction in daily press and regular printed publications on sale to the public within 60 days of the event related to those data/results and always provided that copyright symbol appears together as follows below.  
© DORNA, 2020

Official MotoGP Timing by **TISSOT**  
www.motogp.com





4592 m.

# GRANDE PRÉMIO MEO DE PORTUGAL

## Free Practice Nr. 3

### Best Partial Times

**Moto2™**

*IT* Ideal Lap Time, sum of the best partial times

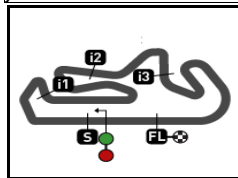
*BT* Best Lap Time

<b>T1</b>		<b>T2</b>		<b>T3</b>		<b>T4</b>				<i>IT</i>	<i>BT</i>	
<i>Pos</i>	<i>Rider</i>	<i>Time</i>	<i>Rider</i>	<i>Time</i>	<i>Rider</i>	<i>Time</i>	<i>Rider</i>	<i>Time</i>	<i>Pos</i>	<i>Rider</i>		
25	S.CORSI	22.188	H.SYHRIN	33.159	E.PONS	15.722	E.PONS	33.249	25	<b>K.DANIEL</b>	1'44.421	1'44.467 (24)
26	<b>H.SYHRIN</b>	<b>22.192</b>	<b>S.CHANTRA</b>	<b>33.220</b>	<b>A.IZDIHAR</b>	<b>15.769</b>	<b>H.SYHRIN</b>	<b>33.258</b>	26	<b>H.SYHRIN</b>	1'44.505	1'44.799 (27)
27	E.PONS	22.206	K.DANIEL	33.260	D.AEGERTER	15.815	D.AEGERTER	33.263	27	<b>D.AEGERTER</b>	1'44.512	1'44.929 (28)
28	<b>K.DANIEL</b>	<b>22.225</b>	<b>A.IZDIHAR</b>	<b>33.286</b>	<b>S.CHANTRA</b>	<b>15.856</b>	<b>A.IZDIHAR</b>	<b>33.268</b>	28	<b>A.IZDIHAR</b>	1'44.569	1'44.612 (26)
29	A.IZDIHAR	22.246	D.AEGERTER	33.308	H.SYHRIN	15.896	S.CHANTRA	33.411	29	<b>S.CHANTRA</b>	1'44.599	1'44.955 (29)

These data/results cannot be reproduced, stored and/or transmitted in whole or in part by any manner of electronic, mechanical, photocopying, recording, broadcasting or otherwise now known or herein after developed without the previous express consent by the copyright owner, except for reproduction in daily press and regular printed publications on sale to the public within 60 days of the event related to those data/results and always provided that copyright symbol appears together as follows below.  
© DORNA, 2020

Official MotoGP Timing by **TISSOT**  
www.motogp.com





4592 m.

**GRANDE PRÉMIO MEO DE PORTUGAL**  
**Free Practice Nr. 3**  
**Fastest Laps Sequence**

<i>Practice Time</i>	 <i>Rider</i>	<i>Nation</i>	<i>Motorcycle</i>	<i>Time</i>	<i>Km/h</i>	<i>Rider's Lap</i>
3'36.766	44 Aron CANET	SPA	SPEED UP	1'45.412	156.8	2
4'07.534	21 Fabio DI GIANNANTONI	ITA	SPEED UP	1'45.285	157.0	2
4'07.917	11 Nicolò BULEGA	ITA	KALEX	1'44.956	157.5	2
4'12.519	37 Augusto FERNANDEZ	SPA	KALEX	1'44.419	158.3	2
5'21.137	44 Aron CANET	SPA	SPEED UP	1'44.371	158.3	3
5'46.838	72 Marco BEZZECCHI	ITA	KALEX	1'44.131	158.7	3
5'51.603	21 Fabio DI GIANNANTONI	ITA	SPEED UP	1'44.069	158.8	3
5'56.351	37 Augusto FERNANDEZ	SPA	KALEX	1'43.832	159.2	3
6'13.470	10 Luca MARINI	ITA	KALEX	1'43.814	159.2	3
7'40.068	37 Augusto FERNANDEZ	SPA	KALEX	1'43.717	159.3	4
7'48.439	7 Lorenzo BALDASSARRI	ITA	KALEX	1'43.711	159.3	4
7'56.794	10 Luca MARINI	ITA	KALEX	1'43.324	159.9	4
9'25.716	40 Hector GARZO	SPA	KALEX	1'43.306	160.0	5
16'54.473	10 Luca MARINI	ITA	KALEX	1'43.201	160.1	9
35'29.927	87 Remy GARDNER	AUS	KALEX	1'42.728	160.9	15

These data/results cannot be reproduced, stored and/or transmitted in whole or in part by any manner of electronic, mechanical, photocopying, recording, broadcasting or otherwise now known or herein after developed without the previous express consent by the copyright owner, except for reproduction in daily press and regular printed publications on sale to the public within 60 days of the event related to those data/results and always provided that copyright symbol appears together as follows below.

© DORNA, 2020

Official MotoGP Timing by TISSOT  
 www.motogp.com

Portimao, Saturday, November 21, 2020

