

GRANDE PRÉMIO MEO DE PORTUGAL

Free Practice Nr. 1

Classification

3

	Rider	Nation	Team	Motorcycle	Time	Lap Total	Gap	Top Speed
1	5 Jaume MASIA	SPA	Leopard Racing	HONDA	1'48.896	14 16		241.0
2	55 Romano FENATI	ITA	Sterilgarda Max Racing Team	HUSQVARNA	1'49.054	21 21	0.158 0.158	238.4
3	75 Albert ARENAS	SPA	Gaviota Aspar Team Moto3	KTM	1'49.109	18 18	0.213 0.055	241.0
4	11 Sergio GARCIA	SPA	Estrella Galicia 0,0	HONDA	1'49.288	21 21	0.392 0.179	240.0
5	16 Andrea MIGNO	ITA	SKY Racing Team VR46	KTM	1'49.537	19 19	0.641 0.249	234.7
6	25 Raul FERNANDEZ	SPA	Red Bull KTM Ajo	KTM	1'49.556	18 18	0.660 0.019	238.9
7	53 Deniz ÖNCÜ	TUR	Red Bull KTM Tech 3	KTM	1'49.598	20 20	0.702 0.042	236.3
8	52 Jeremy ALCOBA	SPA	Kömmerling Gresini Moto3	HONDA	1'49.609	16 17	0.713 0.011	238.9
9	17 John MCPHEE	GBR	Petronas Sprinta Racing	HONDA	1'49.666	22 22	0.770 0.057	238.4
10	2 Gabriel RODRIGO	ARG	Kömmerling Gresini Moto3	HONDA	1'49.673	20 20	0.777 0.007	240.5
11	14 Tony ARBOLINO	ITA	Rivacold Snipers Team	HONDA	1'49.705	18 18	0.809 0.032	237.3
12	13 Celestino VIETTI	ITA	SKY Racing Team VR46	KTM	1'49.807	21 21	0.911 0.102	233.7
13	24 Tatsuki SUZUKI	JPN	SIC58 Squadra Corse	HONDA	1'49.886	13 15	0.990 0.079	240.0
14	70 Barry BALTUS	BEL	CarXpert PruestelGP	KTM	1'49.929	20 21	1.033 0.043	235.8
15	23 Niccolò ANTONELLI	ITA	SIC58 Squadra Corse	HONDA	1'49.984	17 17	1.088 0.055	240.0
16	7 Dennis FOGGIA	ITA	Leopard Racing	HONDA	1'50.022	19 19	1.126 0.038	240.5
17	6 Ryusei YAMANAKA	JPN	Estrella Galicia 0,0	HONDA	1'50.220	21 21	1.324 0.198	238.9
18	21 Alonso LOPEZ	SPA	Sterilgarda Max Racing Team	HUSQVARNA	1'50.314	20 23	1.418 0.094	236.8
19	9 Davide PIZZOLI	ITA	BOE Skull Rider Facile Energy	KTM	1'50.319	22 22	1.423 0.005	239.4
20	82 Stefano NEPA	ITA	Gaviota Aspar Team Moto3	KTM	1'50.328	17 17	1.432 0.009	235.8
21	92 Yuki KUNII	JPN	Honda Team Asia	HONDA	1'50.343	17 17	1.447 0.015	237.3
22	71 Ayumu SASAKI	JPN	Red Bull KTM Tech 3	KTM	1'50.413	18 19	1.517 0.070	235.8
23	99 Carlos TATAY	SPA	Reale Avintia Moto3	KTM	1'50.522	20 22	1.626 0.109	236.3
24	40 Darryn BINDER	RSA	CIP Green Power	KTM	1'50.680	20 26	1.784 0.158	236.8
25	54 Riccardo ROSSI	ITA	BOE Skull Rider Facile Energy	KTM	1'50.689	22 22	1.793 0.009	234.7
26	79 Ai OGURA	JPN	Honda Team Asia	HONDA	1'50.792	20 20	1.896 0.103	236.8
27	89 Khairul Idham PAWI	MAL	Petronas Sprinta Racing	HONDA	1'50.847	20 20	1.951 0.055	239.4
28	27 Kaito TOBA	JPN	Red Bull KTM Ajo	KTM	1'50.879	17 18	1.983 0.032	238.9
29	50 Jason DUPASQUIER	SWI	CarXpert PruestelGP	KTM	1'50.885	17 25	1.989 0.006	238.4
30	73 Maximilian KOFLER	AUT	CIP Green Power	KTM	1'50.988	17 18	2.092 0.103	238.4
31	31 Adrian FERNANDEZ	SPA	Rivacold Snipers Team	HONDA	1'51.382	18 18	2.486 0.394	236.8

Practice condition: **Dry**
 Air: **16°**
 Humidity: **87%**
 Ground: **16°**

Fastest Lap:	Lap: 14	Jaume MASIA	1'48.896	151.8 Km/h
Best Race Lap:		New track layout		
All Time Lap Record:	2020	Jaume MASIA	1'48.896	151.8 Km/h

The results are provisional until the end of the limit for protest and appeals.

Time limit for protest expires 30' after publication of the results - Time:

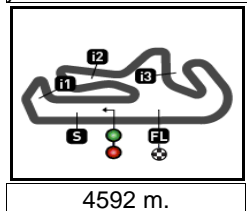
These data/results cannot be reproduced, stored and/or transmitted in whole or in part by any manner of electronic, mechanical, photocopying, recording, broadcasting or otherwise now known or herein after developed without the previous express consent by the copyright owner, except for reproduction in daily press and regular printed publications on sale to the public within 60 days of the event related to those data/results and always provided that copyright symbol appears together as follows below.

© DORNA, 2020

Official MotoGP Timing by TISSOT
 www.motogp.com

Portimao, Friday, November 20, 2020





GRANDE PRÉMIO MEO DE PORTUGAL

Free Practice Nr. 1

Top Speed & Average

4



Rider	Nation	Motorcycle	Top 5 speeds					Average	Top
5 Jaume MASIA	SPA	HONDA	241.0	240.0	240.0	238.9	238.9	239.8	241.0
75 Albert ARENAS	SPA	KTM	241.0	239.4	238.4	236.8	236.8	238.5	241.0
2 Gabriel RODRIGO	ARG	HONDA	240.5	239.4	239.4	238.9	238.4	239.2	240.5
7 Dennis FOGGIA	ITA	HONDA	240.5	240.5	240.0	239.4	238.9	239.9	240.5
11 Sergio GARCIA	SPA	HONDA	240.0	238.4	237.8	235.8	235.8	237.3	240.0
23 Niccolò ANTONELLI	ITA	HONDA	240.0	239.4	238.9	238.9	237.8	238.7	240.0
24 Tatsuki SUZUKI	JPN	HONDA	240.0	240.0	240.0	238.9	238.9	239.6	240.0
9 Davide PIZZOLI	ITA	KTM	239.4	238.4	238.4	238.4	236.8	237.9	239.4
89 Khairul Idham PAWI	MAL	HONDA	239.4	237.8	237.3	236.3	236.3	237.4	239.4
6 Ryusei YAMANAKA	JPN	HONDA	238.9	238.9	235.8	234.7	233.7	236.4	238.9
25 Raul FERNANDEZ	SPA	KTM	238.9	237.8	237.8	237.3	236.8	237.7	238.9
27 Kaito TOBA	JPN	KTM	238.9	238.4	238.4	236.8	236.8	237.6	238.9
52 Jeremy ALCOBA	SPA	HONDA	238.9	237.3	237.3	237.3	236.3	237.2	238.9
17 John MCPHEE	GBR	HONDA	238.4	237.3	236.8	236.8	236.3	237.1	238.4
50 Jason DUPASQUIER	SWI	KTM	238.4	238.4	238.4	238.4	237.8	238.3	238.4
55 Romano FENATI	ITA	HUSQVARNA	238.4	237.8	237.8	237.3	236.8	237.4	238.4
73 Maximilian KOFLER	AUT	KTM	238.4	237.8	237.3	235.2	235.2	236.5	238.4
14 Tony ARBOLINO	ITA	HONDA	237.3	236.8	236.3	236.3	236.3	236.6	237.3
92 Yuki KUNII	JPN	HONDA	237.3	236.8	236.3	236.3	236.3	236.6	237.3
21 Alonso LOPEZ	SPA	HUSQVARNA	236.8	236.3	235.8	235.2	234.7	235.8	236.8
31 Adrian FERNANDEZ	SPA	HONDA	236.8	236.3	235.2	235.2	235.2	235.7	236.8
40 Darryn BINDER	RSA	KTM	236.8	236.8	236.3	235.8	235.2	236.0	236.8
79 Ai OGURA	JPN	HONDA	236.8	236.3	236.3	235.8	235.8	236.2	236.8
53 Deniz ÖNCÜ	TUR	KTM	236.3	235.8	235.2	235.2	235.2	235.4	236.3
99 Carlos TATAY	SPA	KTM	236.3	235.8	235.8	235.2	235.2	235.7	236.3
70 Barry BALTUS	BEL	KTM	235.8	235.2	234.7	234.7	234.2	234.9	235.8
71 Ayumu SASAKI	JPN	KTM	235.8	235.8	234.7	234.7	234.7	235.1	235.8
82 Stefano NEPA	ITA	KTM	235.8	234.2	234.2	233.7	233.7	234.3	235.8
16 Andrea MIGNO	ITA	KTM	234.7	234.7	234.2	234.2	234.2	234.4	234.7
54 Riccardo ROSSI	ITA	KTM	234.7	234.7	234.7	234.2	234.2	234.5	234.7
13 Celestino VIETTI	ITA	KTM	233.7	233.2	233.2	232.7	232.7	233.1	233.7

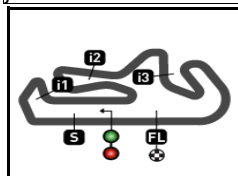
These data/results cannot be reproduced, stored and/or transmitted in whole or in part by any manner of electronic, mechanical, photocopying, recording, broadcasting or otherwise now known or herein after developed without the previous express consent by the copyright owner, except for reproduction in daily press and regular printed publications on sale to the public within 60 days of the event related to those data/results and always provided that copyright symbol appears together as follows below.

© DORNA, 2020

Official MotoGP Timing by TISSOT
www.motogp.com



Portimao, Friday, November 20, 2020



4592 m.

GRANDE PRÉMIO MEO DE PORTUGAL

Free Practice Nr. 1

Chronological Analysis of Performances

5

* Lap / Sector time cancelled **T1** Time from finish line to 1st intermediate **T3** Time from 2nd intermed. to 3rd intermed.
P Crossing the finish line in pit lane **T2** Time from 1st intermed. to 2nd intermed. **T4** Time from 3rd intermediate to finish line

Lap	Lap Time	T1	T2	T3	T4	Speed	Lap	Lap Time	T1	T2	T3	T4	Speed
1st 5 Jaume MASIA Leopard Racing SPA													
			Runs=3	Total laps=16	Full laps=11								
1	3'23.878	22.814	37.873	18.475	38.779		2	1'54.467	24.519	36.491	17.229	36.228	231.7
2	1'55.305	24.983	36.802	17.440	36.080	238.9	3	1'53.621	24.170	36.269	17.213	35.969	233.2
3	1'53.507	24.591	36.388	17.114	35.414	236.8	4	1'52.971	24.067	36.040	17.144	35.720	232.7
4	1'51.175	23.926	35.303	16.804	35.142	238.9	5	1'51.844	24.021	35.475	16.831	35.517	234.2
5	1'55.233	23.997	36.244	19.467	35.525	237.3	6	1'52.228	24.110	35.744	16.876	35.498	235.2
6	1'50.656	23.828	35.398	16.545	34.885	238.4	7	1'51.174	23.753	35.439	16.692	35.290	234.2
7	1'50.676	23.592	35.333	16.722	35.029	238.4	8	1'51.299	23.835	35.458	16.692	35.314	234.2
8	1'54.986	23.905	39.177	16.724	35.180	237.3	9	1'58.910 P	24.337	37.332	17.528	39.713	232.7
9	1'54.670 P	23.746	35.278	16.780	38.866	237.8	10	13'54.514	23.657	35.853	16.760	35.534	
10	8'38.687	22.300	37.190	17.205	35.529		11	1'51.589	23.814	35.530	16.825	35.420	236.8
11	1'51.809	24.191	35.464	16.815	35.339	235.8	12	1'56.303	27.789	35.999	16.968	35.547	238.4
12	3'46.043 P	23.822	35.345	16.760	2'30.116	236.3	13	1'51.573	23.994	35.350	16.833	35.396	234.7
13	17'19.240	32.327	42.675	16.998	42.793		14	1'56.093 P	23.998	36.137	17.100	38.858	235.8
14	1'48.896	23.510	34.631	16.308	34.447	240.0	15	9'43.748	29.665	42.455	16.830	42.300	
15	1'51.454	23.643	35.935	16.418	35.458	240.0	16	1'50.262	23.685	35.091	16.578	34.908	241.0
16	1'49.383	23.454	34.701	16.299	34.929	241.0	17	1'52.734	23.677	37.557	16.593	34.907	236.8
							18	1'49.109	23.467	34.659	16.366	34.617	239.4
2nd 55 Romano FENATI Sterilgarda Max Racin ITA													
			Runs=3	Total laps=21	Full laps=14								
1	2'51.272	23.246	38.140	17.892	37.006		1	3'17.001	31.652	40.670	19.007	38.140	
2	1'56.166	24.997	37.488	17.501	36.180	236.8	2	1'56.216	25.006	36.976	17.858	36.376	235.2
3	1'55.133	24.375	36.421	18.273	36.064	235.2	3	1'54.940	24.597	36.542	17.472	36.329	235.8
4	1'53.211	24.274	36.126	17.007	35.804	233.2	4	1'53.955	24.527	36.111	17.249	36.068	233.2
5	1'52.595	24.116	35.826	17.179	35.474	233.2	5	1'55.522	26.403	36.371	17.030	35.718	233.2
6	1'51.529	23.918	35.565	16.785	35.261	234.2	6	1'52.017	24.242	35.589	16.770	35.416	234.2
7	1'51.637	23.848	35.798	16.888	35.103	234.2	7	1'51.715	23.914	35.648	16.694	35.459	233.2
8	1'50.922	23.943	35.322	16.749	34.908	232.7	8	1'53.182	24.325	36.243	16.796	35.818	233.7
9	1'51.038	23.760	35.414	16.751	35.113	234.2	9	1'57.338 P	24.141	35.623	16.762	40.812	234.7
10	1'51.214 *	23.846	35.416	16.829	35.123*	231.7	10	11'44.235	29.419	37.103	17.159	44.784	
11	1'57.005 P	24.453	36.155	17.153	39.244	225.9	11	1'54.932	24.222	35.462	16.669	38.579	234.7
12	9'03.712	21.837	35.675	16.710	34.824		12	1'52.976	24.270	35.975	16.786	35.945	238.4
13	1'49.511	23.515	35.004	16.577	34.415	237.3	13	1'52.036	24.504	35.501	16.577	35.454	237.8
14	1'49.641 *	23.388	35.159*	16.545	34.549	238.4	14	1'55.136	24.307	36.035	17.041	37.753	240.0
15	1'49.571	23.548	35.142	16.499	34.382	236.8	15	1'52.554	24.301	35.661	16.878	35.714	233.7
16	1'50.295	24.041	35.143	16.607	34.504	235.8	16	1'52.049	24.042	35.611	16.772	35.624	234.7
17	1'49.448	23.538	34.837	16.527	34.546	237.8	17	1'57.128 P	24.033	35.806	16.879	40.410	235.2
18	2'36.226 P	23.454	34.992	16.475	1'21.305	237.8	18	6'11.049	26.700	40.107	16.906	35.654	
19	9'53.618	23.984	35.312	16.669	34.490		19	1'50.659	23.921	35.125	16.501	35.112	232.7
20	1'49.236	23.497	34.736	16.433	34.570	236.8	20	1'49.833	23.607	34.853	16.442	34.931	235.8
21	1'49.054	23.447	34.687	16.453	34.467	234.7	21	1'49.288	23.641	34.651	16.364	34.632	235.8
3rd 75 Albert ARENAS Gaviota Aspar Team SPA													
			Runs=3	Total laps=18	Full laps=13								
1	3'48.144	22.884	37.696	17.998	36.762								

Fastest Lap: Jaume MASIA Leopard Racing SPA **1'48.896** 23.510 34.631 16.308 34.447

These data/results cannot be reproduced, stored and/or transmitted in whole or in part by any manner of electronic, mechanical, photocopying, recording, broadcasting or otherwise now known or herein after developed without the previous express consent by the copyright owner, except for reproduction in daily press and regular printed publications on sale to the public within 60 days of the event related to those data/results and always provided that copyright symbol appears together as follows below.
 © DORNA, 2020



Free Practice Nr. 1

Moto3

Lap	Lap Time	T1	T2	T3	T4	Speed	Lap	Lap Time	T1	T2	T3	T4	Speed
3	1'55.881	25.662	36.736	17.369	36.114	228.8	16	1'54.237 P	24.451	35.728	16.672	37.386	235.2
4	1'53.470	24.566	36.169	17.090	35.645	232.2	17	10'25.218	34.214	43.083	16.680	44.745	
5	1'53.941	24.876	36.090	17.157	35.818	233.2	18	1'50.144	23.962	35.028	16.489	34.665	235.2
6	1'51.783	24.189	35.685	16.748	35.161	233.2	19	1'53.275	23.907	38.016	16.560	34.792	235.2
7	1'51.700	24.084	35.459	16.835	35.322	232.7	20	1'49.598	23.746	34.931	16.359	34.562	233.7
8	1'51.687	24.060	35.452	16.718	35.457	232.7	8th 52 Jeremy ALCOBA Kömmerling Gresini M SPA						
9	1'54.767	24.047	37.318	17.456	35.946	233.2	Runs=3 Total laps=17 Full laps=10						
10	1'58.622 P	24.183	35.883	17.075	41.481	234.2	1	2'56.861	25.237	39.079	18.247	37.542	
11	15'15.929	22.635	36.966	17.172	35.912		2	1'56.143 *	25.26*	37.338	17.185	36.356	233.2
12	1'52.947	24.271	35.945	16.966	35.765	234.2	3	1'53.771 *	24.499	36.510	17.041	35.721*	233.7
13	1'52.658	24.219	35.792	16.905	35.742	234.7	4	1'52.785	24.252	36.101	16.815	35.617	236.3
14	1'52.501	24.188	35.695	16.986	35.632	233.7	5	1'51.774	24.029	35.718	16.914	35.113	235.8
15	1'56.009 P	24.331	35.795	16.985	38.898	233.7	6	1'51.668	24.088	35.753	16.749	35.078	236.3
16	6'53.046	22.607	42.055	16.802	38.146		7	1'51.707	24.014	35.697	16.735	35.261	235.2
17	1'50.550	23.742	35.200	16.465	35.143	233.2	8	1'51.816	24.023	35.713	16.845	35.235	234.2
18	1'51.807	23.676	36.558	16.608	34.965	234.7	9	1'58.328 P	25.11*	37.096	16.999	39.122	231.7
19	1'49.537	23.526	34.988	16.286	34.737	234.2	10	12'12.254	23.192	35.984	16.858	40.494	
6th 25 Raul FERNANDEZ Red Bull KTM Ajo SPA							11	1'52.028	24.550	35.587	16.668	35.223	235.8
Runs=3 Total laps=18 Full laps=12							12	1'51.253	24.088	35.534	16.714	34.917	237.3
1	3'25.663	22.598	38.027	17.630	38.850		13	2'04.524 P	24.389	35.785	16.856	47.494	238.9
2	1'53.663	24.170	36.422	17.307	35.764	236.8	14	13'59.883	25.187	43.140	17.209	36.887	
3	1'52.687	24.291	35.941	16.800	35.655	236.3	15	1'49.687	23.725	35.047	16.293	34.622	237.3
4	1'51.673	23.901	35.672	16.774	35.326	237.8	16	1'49.609	23.594	34.901	16.250	34.864	237.3
5	1'52.231	24.043	35.706	16.939	35.543	238.9	17	1'49.759	23.728	34.826	16.278	34.927	235.2
6	1'51.630	23.906	35.464	16.818	35.442	234.7	9th 17 John MCPHEE Petronas Sprinta Raci GBR						
7	1'51.403	23.896	35.494	16.622	35.391	234.7	Runs=3 Total laps=22 Full laps=16						
8	1'51.228	23.853	35.333	16.605	35.437	232.7	1	2'50.131	24.948	39.377	18.461	38.439	
9	1'59.647 P	24.460	37.272	17.860	40.055	232.2	2	1'57.966	25.556	38.204	17.571	36.635	232.2
10	13'48.887	22.186	36.180	16.952	35.868		3	1'56.119	25.033	36.631	18.332	36.123	236.3
11	1'53.133 *	23.939	36.793*	16.716	35.685	234.7	4	1'54.378	24.839	36.621	17.094	35.824	237.3
12	1'51.167	23.961	35.231	16.646	35.329	233.2	5	1'52.754	24.308	35.950	16.960	35.536	236.8
13	1'51.157	23.876	35.273	16.622	35.386	237.8	6	1'51.906	24.425	35.701	16.749	35.031	235.8
14	1'50.891	23.862	35.178	16.577	35.274	237.3	7	1'51.778	24.161	35.621	16.784	35.212	238.4
15	1'57.476 P	25.27*	36.452	17.411	38.336	235.2	8	1'52.061	24.072	35.692	16.878	35.419	236.8
16	9'47.420	22.447	35.716	16.780	36.011		9	1'52.234	24.136	35.520	16.967	35.611	235.8
17	1'50.009	23.810	34.843	16.466	34.890	231.7	10	1'59.714 P	24.219	37.474	16.977	41.044	231.7
18	1'49.556	23.586	34.733	16.374	34.863	232.7	11	10'36.922	24.009	36.745	17.119	36.583	
7th 53 Deniz ÖNCÜ Red Bull KTM Tech 3 TUR							12	1'52.888	24.253	35.729	16.817	36.089	231.7
Runs=3 Total laps=20 Full laps=12							13	1'53.365 *	24.303	36.447*	16.848	35.767	233.2
1	2'51.314	40.378	39.143	18.768	38.150		14	1'51.621	24.107	35.398	16.715	35.401	231.7
2	1'57.407	25.498	37.262	17.605	37.042	232.7	15	1'52.085	24.140	35.851	16.945	35.149	234.2
3	1'55.052	24.766	36.533	17.541	36.212	234.7	16	1'50.704	24.008	35.069	16.617	35.010	235.2
4	1'53.565	24.485	36.108	17.375	35.597	236.3	17	1'50.823	23.826	35.134	16.605	35.258	235.2
5	1'52.842	24.219	36.050	17.146	35.427	235.8	18	1'57.110 P	24.268	35.823	16.864	40.155	231.7
6	1'52.146	24.165	35.762	16.804	35.415	234.2	19	6'36.443	23.569	36.304	16.804	35.452	
7	1'52.330	24.153	35.733	17.033	35.411	234.7	20	1'50.375	23.792	34.998	16.598	34.987	234.2
8	1'53.446 *	25.97*	35.576	16.819	35.080	234.2	21	1'49.862	23.725	34.753	16.432	34.952	234.7
9	1'51.993	23.941	35.652	16.954	35.446	234.2	22	1'49.666	23.657	34.760	16.435	34.814	234.2
10	1'54.489 *	24.115	35.687	17.084	37.603*	235.2	10th 2 Gabriel RODRIGO Kömmerling Gresini M ARG						
11	1'52.701	24.429	35.898	16.884	35.490	232.7	Runs=3 Total laps=20 Full laps=15						
12	1'56.047 P	24.456	36.219	16.949	38.423	232.7	1	2'58.088	30.682	39.428	18.454	38.094	
13	10'17.636	26.604	38.164	19.325	35.349		2	1'56.495	25.271	37.228	17.315	36.681	235.2
14	1'55.898 *	24.71*	35.926	16.690	38.568	235.2	3	1'55.234	24.830	36.633	17.331	36.440	235.8
15	1'52.759	24.169	35.929	17.080	35.581	233.2							

Fastest Lap: Jaume MASIA Leopard Racing SPA 1'48.896 23.510 34.631 16.308 34.447

These data/results cannot be reproduced, stored and/or transmitted in whole or in part by any manner of electronic, mechanical, photocopying, recording, broadcasting or otherwise now known or herein after developed without the previous express consent by the copyright owner, except for reproduction in daily press and regular printed publications on sale to the public within 60 days of the event related to those data/results and always provided that copyright symbol appears together as follows below.
© DORNA, 2020

Free Practice Nr. 1

Moto3

Lap	Lap Time	T1	T2	T3	T4	Speed	Lap	Lap Time	T1	T2	T3	T4	Speed
4	1'54.196	24.497	36.337	17.108	36.254	235.2	16	1'52.513	24.106	35.620	16.872	35.915	231.2
5	1'53.993	24.431	36.254	17.181	36.127	235.8	17	1'54.635 P	24.143	35.779	16.904	37.809	231.2
6	1'53.234	24.502	36.040	16.907	35.785	235.2	18	6'54.265	24.424	38.334	17.245	36.517	
7	1'52.856	24.486	35.814	16.817	35.739	236.3	19	1'50.341	23.707	35.070	16.447	35.117	231.2
8	1'52.549	24.197	35.613	16.799	35.940	235.8	20	1'50.304	23.609	34.947	16.467	35.281	233.2
9	1'58.874 P	24.721	36.137	17.064	40.952	236.8	21	1'49.807	23.583	35.004	16.393	34.827	232.7
10	13'51.818	22.689	36.875	17.258	36.138								
11	1'52.805	24.383	35.845	16.998	35.579	236.8							
12	1'59.013	24.835	36.045	16.808	41.325	238.4							
13	1'52.087	24.155	35.597	16.696	35.639	235.2							
14	1'52.682	24.055	35.724	17.196	35.707	238.4							
15	1'52.080	24.104	35.750	16.771	35.455	237.8							
16	1'58.945 P	24.640	36.364	17.140	40.801	239.4							
17	6'34.144	25.014	42.992	17.186	40.940								
18	1'50.090	23.713	35.197	16.443	34.737	240.5							
19	1'49.769	23.474	34.972	16.465	34.858	239.4							
20	1'49.673	23.612	34.969	16.363	34.729	238.9							

11th 14 Tony ARBOLINO Rivacold Snipers Tea ITA

Runs=3 Total laps=18 Full laps=13

1	3'23.661	23.299	39.749	20.721	39.866	
2	1'55.351	24.978	36.812	17.181	36.380	237.3
3	1'52.933	24.450	35.944	16.888	35.651	235.2
4	1'52.059	24.306	35.508	16.823	35.422	236.3
5	1'52.139	24.049	35.668	16.931	35.491	235.2
6	1'51.610	23.966	35.440	16.847	35.357	234.2
7	1'55.568	24.118	38.157	17.336	35.957	236.3
8	1'51.284	24.118	35.260	16.533	35.373	236.3
9	1'57.870 P	24.656	35.439	16.754	41.021	234.2
10	11'43.514	23.882	36.808	17.985	43.316	
11	1'55.509	24.160	35.510	16.711	39.128	233.7
12	1'52.484	24.156	35.783	16.762	35.783	233.2
13	1'51.779	24.261	35.601	16.596	35.321	235.2
14	1'58.868 P	24.451	37.596	17.068	39.753	236.3
15	11'50.733	24.186	50.437	17.316	35.663	
16	1'50.598	23.885	35.129	16.499	35.085	236.8
17	1'49.994	23.798	34.809	16.497	34.890	234.2
18	1'49.705	23.604	34.837	16.400	34.864	234.7

12th 13 Celestino VIETTI SKY Racing Team VR ITA

Runs=3 Total laps=21 Full laps=16

1	3'18.293	30.775	39.848	18.317	38.023	
2	1'56.781	25.544	37.309	17.579	36.349	233.2
3	1'54.098	24.462	36.610	17.083	35.943	233.7
4	1'53.689	24.558	36.295	17.010	35.826	231.7
5	1'54.374	24.694	36.479	17.012	36.189	231.2
6	1'52.663	24.334	35.822	16.720	35.787	232.7
7	1'51.891	24.261	35.627	16.631	35.372	231.7
8	1'52.027	24.060	35.728	16.842	35.397	230.7
9	1'55.872	24.057	35.399	19.220	37.196	231.7
10	1'52.385	24.191	35.599	16.835	35.760	230.7
11	1'52.435	24.112	35.729	16.827	35.767	232.2
12	1'57.292 P	24.156	36.179	17.519	39.438	231.2
13	11'25.801	21.771	36.267	17.234	36.406	
14	1'52.719	24.169	35.831	16.844	35.875	228.8
15	1'52.604	24.204	35.772	16.766	35.862	231.7

13th 24 Tatsuki SUZUKI SIC58 Squadra Corse JPN

Runs=3 Total laps=15 Full laps=10

1	3'24.453	23.973	37.860	17.999	38.126	
2	1'54.775	24.743	36.662	17.425	35.945	240.0
3	1'53.460	24.785	36.070	17.068	35.537	237.3
4	1'51.537	24.185	35.314	16.762	35.276	238.9
5	1'52.542	24.117	36.010	16.901	35.514	237.8
6	1'51.057	24.033	35.225	16.701	35.098	236.8
7	2'04.955 P	26.73*	36.951	17.155	44.115	240.0
8	15'24.327	23.802	36.323	17.261	42.977	
9	1'51.992	24.416	35.513	16.645	35.418	235.2
10	1'51.118	23.990	35.311	16.599	35.218	238.4
11	2'05.890 P	24.339	40.935	16.779	43.837	240.0
12	13'56.388	33.994	44.244	17.692	41.117	
13	1'49.886	23.686	34.855	16.342	35.003	237.3
14	1'53.287	26.309	35.345	16.384	35.249	238.9
15	1'50.214	23.703	35.135	16.439	34.937	237.3

14th 70 Barry BALTUS CarXpert PruestelGP BEL

Runs=3 Total laps=21 Full laps=16

1	2'50.173	24.096	38.493	17.873	37.800	
2	1'56.860	25.275	37.386	17.478	36.721	232.7
3	1'55.554	24.854	36.719	17.513	36.468	229.2
4	1'53.526	24.499	36.175	17.102	35.750	233.7
5	1'53.288	24.157	36.199	17.037	35.895	235.2
6	1'52.582	24.193	35.838	16.866	35.685	232.7
7	1'52.960	24.217	35.880	17.276	35.587	230.7
8	1'52.599	24.485	35.730	16.820	35.564	231.7
9	1'52.363	24.046	35.957	16.766	35.594	235.8
10	1'57.915 P	24.121	36.147	16.967	40.680	234.7
11	9'04.958	23.315	36.104	16.907	35.810	
12	1'52.543	24.139	35.872	16.766	35.766	230.7
13	1'52.385	24.157	35.582	16.836	35.810	232.7
14	1'52.404	24.088	35.729	16.749	35.838	234.7
15	1'53.391	24.419	35.829	17.240	35.903	230.2
16	1'55.599	24.487	37.936	17.476	35.700	230.2
17	1'56.155 P	24.200	35.767	17.134	39.054	233.7
18	9'18.847	27.914	41.111	17.001	35.318	
19	1'50.758	23.987	35.288	16.575	34.908	233.7
20	1'49.929	23.661	34.970	16.478	34.820	233.2
21	1'50.085	23.812	34.978	16.427	34.868	234.2

15th 23 Niccolò ANTONELL SIC58 Squadra Corse ITA

Runs=3 Total laps=17 Full laps=12

1	3'22.543	23.554	38.822	18.450	37.957	
2	1'57.947	25.476	38.197	17.711	36.563	237.8
3	1'57.610	24.842	37.326	17.373	38.069	237.3
4	1'54.968	24.739	36.701	17.170	36.358	236.8
5	1'54.438	24.608	36.346	17.211	36.273	236.8

Fastest Lap: Jaume MASIA Leopard Racing SPA 1'48.896 23.510 34.631 16.308 34.447

These data/results cannot be reproduced, stored and/or transmitted in whole or in part by any manner of electronic, mechanical, photocopying, recording, broadcasting or otherwise now known or herein after developed without the previous express consent by the copyright owner, except for reproduction in daily press and regular printed publications on sale to the public within 60 days of the event related to those data/results and always provided that copyright symbol appears together as follows below.
© DORNA, 2020

Free Practice Nr. 1

Moto3

Lap	Lap Time	T1	T2	T3	T4	Speed	Lap	Lap Time	T1	T2	T3	T4	Speed
6	1'53.463	24.439	36.143	17.047	35.834	235.8	20	1'51.319	23.826	35.349	16.686	35.458	238.9
7	1'56.426 P	24.498	36.014	16.937	38.977	235.8	21	1'50.220	23.676	35.144	16.423	34.977	238.9
8	15'20.138	23.607	36.217	17.310	43.166		18th 21 Alonso LOPEZ Sterilgarda Max Racin SPA						
9	1'52.711	24.289	35.833	16.793	35.796	236.8	Runs=3 Total laps=23 Full laps=17						
10	1'51.931	24.090	35.802	16.753	35.286	240.0	1	2'10.753	22.135	37.886	18.070	37.103	
11	1'57.338	24.765	36.013	16.758	39.802	238.9	2	1'56.076	25.013	36.877	17.547	36.639	232.2
12	1'51.844	23.995	35.533	16.734	35.582	237.8	3	1'54.709	24.580	36.589	17.268	36.272	232.7
13	1'55.548 P	24.325	35.651	17.045	38.527	238.9	4	1'54.983	24.480	36.946	17.190	36.367	232.7
14	10'21.702	37.027	41.477	17.855	44.047		5	1'54.290	24.466	36.250	17.174	36.400	236.8
15	1'50.489	23.847	35.130	16.511	35.001	239.4	6	1'53.521	24.546	36.003	16.905	36.067	231.7
16	1'52.852	23.957	37.520	16.519	34.856	237.8	7	1'53.072	24.420	35.635	17.074	35.943	232.7
17	1'49.984	23.399	35.068	16.462	35.055	237.3	8	1'53.409	24.393	36.234	16.919	35.863	232.2
16th 7 Dennis FOGGIA Leopard Racing ITA							9	1'52.700	24.381	35.551	16.930	35.838	232.2
Runs=3 Total laps=19 Full laps=14							10	1'58.467 P	24.343	37.058	16.941	40.125	230.7
1	3'16.235	26.030	39.641	18.330	37.863		11	10'09.826	22.449	36.137	17.088	35.953	
2	1'57.201	25.476	37.669	17.611	36.445	237.3	12	1'52.794 *	24.550	35.673	16.890	35.681*	231.2
3	1'55.175	24.789	36.707	17.333	36.346	236.8	13	1'52.569	24.359	35.625	16.784	35.801	231.2
4	1'53.537	24.483	36.163	17.129	35.762	236.8	14	1'52.582	24.300	35.719	16.898	35.665	231.2
5	1'54.969	25.891	36.591	16.910	35.577	238.4	15	1'57.705 P	24.205	36.455	17.406	39.639	231.2
6	1'51.981	24.189	35.849	16.711	35.232	236.3	16	6'25.796	23.694	35.917	16.690	35.619	
7	1'51.639	24.043	35.822	16.688	35.086	236.8	17	1'50.441	23.875	35.093	16.498	34.975	233.7
8	1'51.366	23.959	35.402	16.534	35.471	236.8	18	1'50.563	23.828	34.947	16.607	35.181	235.2
9	1'58.204 P	24.092	36.146*	18.446	39.520	235.8	19	1'51.720	23.879	35.690	16.799	35.352	236.3
10	13'40.751	22.535	38.121	18.475	39.813		20	1'50.314	23.777	34.913	16.523	35.101	234.7
11	1'51.395	24.087	35.560	16.764	34.984	238.4	21	1'50.600	23.735	35.051	16.668	35.146	235.8
12	1'54.239	24.100	35.466	16.552	38.121	238.9	22	1'51.647	23.973	35.087	16.770	35.817	232.7
13	1'54.599	23.918	37.578	16.963	36.140	239.4	23	1'58.798	25.100	37.482	17.848	38.368	231.2
14	1'51.250	23.803	35.469	16.598	35.380	240.0	19th 9 Davide PIZZOLI BOE Skull Rider Facil ITA						
15	1'56.771 P	23.868	37.922	16.812	38.169	240.5	Runs=3 Total laps=22 Full laps=14						
16	8'23.474	37.227	43.659	17.522	41.137		1	2'53.313	24.758	37.770	17.670	37.617	
17	1'50.264	23.716	35.010	16.648	34.890	237.8	2	1'57.485	25.031	37.463	17.476	37.515	233.7
18	1'52.773	23.592	34.852	17.598	36.731	237.8	3	1'59.295	24.585	36.444	17.085	41.181	234.7
19	1'50.022	23.715	35.033	16.532	34.742	240.5	4	1'54.053	24.532	36.316	17.051	36.154	235.2
17th 6 Ryusei YAMANAKA Estrella Galicia 0,0 JPN							5	1'56.689	24.489	36.102	17.284	38.814	238.4
Runs=3 Total laps=21 Full laps=11							6	1'52.872	24.346	35.911	16.860	35.755	236.8
1	2'50.217	26.313	41.503	18.537	39.502		7	1'52.581	24.384	35.829	16.851	35.517	235.8
2	1'57.654	25.727	37.662	17.503	36.762	230.7	8	1'52.796	24.257	35.951	16.793	35.795	238.4
3	1'56.362	24.808	36.692	17.703	37.159	231.7	9	1'52.618	24.255	35.834	16.878	35.651	234.2
4	1'55.974 *	25.77*	36.656	17.160	36.385	234.7	10	1'53.312 *	24.442	35.865*	17.125	35.880	235.2
5	1'55.104	24.641	36.759	17.205	36.499	233.7	11	1'52.769	24.368	35.771	16.928	35.702	234.7
6	1'54.334 *	24.730	36.250	16.958	36.396*	233.2	12	1'58.568 P	24.942	36.700	16.980	39.946	228.8
7	1'53.395	24.494	35.945	16.913	36.043	232.7	13	8'23.141	24.617	38.220	17.577	36.069	
8	1'53.547	24.273	35.964	17.022	36.288	232.7	14	1'53.799 *	24.215	36.319*	17.032	36.233	236.8
9	1'54.330 *	24.212	36.542*	16.984	36.592	232.7	15	1'53.989	24.726	36.245	17.270	35.748	230.2
10	2'00.344 P	26.160	36.428*	16.990	40.766	228.8	16	1'52.620	24.213	35.873	16.911	35.623	235.8
11	12'33.824 *	22.469	36.636*	16.980	36.724*		17	1'52.914	24.309	35.898	16.934	35.773	235.2
12	1'55.155	24.689	36.689	16.960	36.817	232.2	18	2'01.040 P	25.91*	37.095	16.905	41.125	229.7
13	1'53.884	24.506	36.562	16.970	35.846	232.7	19	8'15.609	33.079	44.946	16.883	46.708	
14	1'53.633 *	24.183	36.047*	16.984	36.419	235.8	20	1'50.409	23.954	35.142	16.370	34.943	239.4
15	1'55.272	24.516	36.666	17.184	36.906	230.7	21	1'51.941 *	24.108	36.272*	16.626	34.935	238.4
16	1'54.049 *	24.506	36.282	16.901	36.360*	229.7	22	1'50.319	23.863	35.040	16.444	34.972	236.8
17	1'54.056	24.465	36.255	17.033	36.303	229.7							
18	1'57.262 P	24.501	36.108	16.947	39.706	231.2							
19	5'44.631	23.600	37.072	17.591	37.329								

Fastest Lap: Jaume MASIA Leopard Racing SPA **1'48.896** 23.510 34.631 16.308 34.447

These data/results cannot be reproduced, stored and/or transmitted in whole or in part by any manner of electronic, mechanical, photocopying, recording, broadcasting or otherwise now known or herein after developed without the previous express consent by the copyright owner, except for reproduction in daily press and regular printed publications on sale to the public within 60 days of the event related to those data/results and always provided that copyright symbol appears together as follows below.
© DORNA, 2020



Free Practice Nr. 1

Moto3

Lap	Lap Time	T1	T2	T3	T4	Speed	Lap	Lap Time	T1	T2	T3	T4	Speed														
20th	82	Stefano NEPA				Gaviota Aspar Team ITA			15	2'03.011	P	24.256	39.664	17.122	41.969	234.2											
		Runs=2		Total laps=17		Full laps=13		16	11'38.924		32.601	39.059	17.681	42.041													
1	3'57.074	22.764	39.384	18.863	38.137		17	1'51.486		23.972	35.217	16.554	35.743	233.7													
2	1'57.903	25.791	37.494	17.765	36.853	229.7	18	1'50.413	23.624	34.986	16.531	35.272	234.7														
3	1'55.153	24.780	36.785	17.440	36.148	232.7	19	1'50.908	23.938	35.220	16.601	35.149	232.7														
4	1'54.418	24.641	36.383	17.180	36.214	233.2	23rd 99 Carlos TATAY																				
5	1'53.621	24.526	36.296	16.977	35.822	234.2	Reale Avintia Moto3 SPA			Runs=3			Total laps=22			Full laps=15											
6	1'52.932	24.413	35.873	16.922	35.724	234.2	1	2'58.852	26.491	39.601	19.661	39.028															
7	1'52.393	24.316	35.750	16.810	35.517	233.7	2	1'58.020	25.216	37.554	17.893	37.357	235.8														
8	1'52.077 *	24.241	35.575	16.725	35.536*	233.2	3	1'56.094	24.858	36.915	17.633	36.688	232.7														
9	3'17.063 P	24.139	35.404	16.731	2'00.789	233.2	4	1'54.031	24.340	36.190	17.274	36.227	234.2														
10	22'32.358	26.469	38.889	17.996	36.621		5	1'53.415	24.233	35.995	17.102	36.085	231.7														
11	1'53.261	24.666	35.908	17.140	35.547	228.8	6	1'52.728	24.214	35.865	16.942	35.707	233.7														
12	1'51.509	24.104	35.381	16.665	35.359	230.2	7	1'52.555	24.085	35.662	17.143	35.665	236.3														
13	1'51.442	24.226	35.316	16.585	35.315	229.7	8	1'52.193	24.001	35.608	17.026	35.558	233.2														
14	1'50.980	24.015	35.159	16.583	35.223	231.2	9	1'59.894	24.173	37.122	18.541	40.058	232.2														
15	1'50.859	24.087	35.088	16.513	35.171	231.7	10	1'57.220 P	24.324	35.855	17.120	39.921	235.2														
16	1'51.214	23.996	35.569	16.523	35.126	233.7	11	10'00.399	26.529	37.114	17.169	37.848															
17	1'50.328	23.872	34.994	16.438	35.024	235.8	12	1'52.272	24.161	35.746	16.923	35.442	232.7														
21st 92 Yuki KUNII							Honda Team Asia JPN			Runs=3			Total laps=17			Full laps=11											
1	2'58.639	24.569	38.844	18.252	38.097		13	1'52.233 *	23.920	35.655	17.004	35.654*	234.7														
2	1'56.979	25.065	37.582	17.544	36.788	235.8	14	1'52.474	24.289	35.644	16.881	35.660	234.7														
3	1'55.073	24.844	36.693	17.287	36.249	235.2	15	2'03.811 P	24.745	37.549	20.207	41.310	233.2														
4	1'53.699	24.200	36.465	17.035	35.999	236.3	16	5'36.209	25.524	37.127	17.046	35.427															
5	1'54.377	24.493	36.180	17.632	36.072	234.7	17	1'51.002	23.914	35.282	16.662	35.144	234.7														
6	1'52.654	24.151	35.881	16.830	35.792	236.3	18	1'50.607	23.824	34.978	16.639	35.166	235.8														
7	1'53.691	24.372	36.325	16.985	36.009	236.3	19	1'50.810	23.711	35.211	16.699	35.189	234.7														
8	1'52.457	24.189	35.639	17.147	35.482	235.8	20	1'50.522	23.771	34.925	16.652	35.174	234.7														
9	1'54.840	24.072	36.307	16.940	37.521	236.8	21	1'53.083	23.934	36.633	17.146	35.370	235.2														
10	1'59.889 P	24.093	35.808*	17.063	42.925	235.8	22	2'00.749 P	23.667	35.097	19.375	42.610	233.7														
11	10'05.501	23.801	36.878	16.932	40.515		24th 40 Darryn BINDER																				
12	1'53.928 *	24.551	36.399*	17.172	35.806	235.2	CIP Green Power RSA			Runs=2			Total laps=26			Full laps=21											
13	2'34.401 P	24.234	1'08.388	17.801	43.978	234.2	1	2'09.570	23.918	40.261	19.317	38.478															
14	15'15.933	33.614	42.477	18.491	41.057		2	1'57.418	25.173	37.758	17.873	36.614	233.7														
15	1'51.314	23.860	35.488	16.762	35.204	236.3	3	1'54.762	24.603	36.702	17.280	36.177	233.7														
16	1'50.920	23.904	35.094	16.611	35.311	237.3	4	1'54.646	24.447	36.356	17.391	36.452	234.2														
17	1'50.343	23.970	35.147	16.423	34.803	234.7	5	1'54.437	24.279	36.400	17.195	36.563	235.2														
22nd 71 Ayumu SASAKI							Red Bull KTM Tech 3 JPN			Runs=3			Total laps=19			Full laps=13											
1	2'53.145	24.165	38.282	18.275	39.274		6	1'54.972	25.713	36.395	17.186	35.678	228.8														
2	1'56.690	25.119	37.080	17.648	36.843	234.2	7	1'52.672	24.162	35.952	16.936	35.622	233.2														
3	1'54.780	24.901	36.415	17.387	36.077	232.7	8	1'52.817	24.459	35.899	16.852	35.607	232.7														
4	1'53.912	24.635	36.189	17.127	35.961	233.2	9	1'52.595	24.249	35.755	16.935	35.656	232.7														
5	1'53.262	24.662	36.054	17.107	35.439	234.2	10	1'53.625 *	24.520	36.236	16.809	36.060*	234.7														
6	1'52.101	24.268	35.665	16.829	35.339	234.7	11	1'54.445	24.331	36.350	17.191	36.573	233.7														
7	1'51.889	24.228	35.491	16.734	35.436	233.7	12	2'00.369 P	24.608	36.727	17.193	41.841	234.2														
8	1'51.955	24.288	35.539	16.819	35.309	234.2	13	8'54.315	24.410	38.769	18.303	37.148															
9	1'51.899	24.119	35.460	16.793	35.527	235.8	14	1'53.045	24.313	35.824	16.914	35.994	236.8														
10	1'58.734 P	24.193	36.010	17.076	41.455	233.2	15	1'56.917 *	27.34*	37.532	16.567	35.475	235.2														
11	10'43.265 *	22.076	36.908	17.102	36.226*		16	1'52.414	24.175	35.924	16.854	35.461	234.2														
12	1'53.291	24.508	35.940	16.910	35.933	232.2	17	1'51.480	23.797	35.460	16.827	35.396	236.3														
13	1'51.896 *	24.012	35.617*	16.766	35.501	235.8	18	1'58.862	29.396	37.007	16.981	35.478	234.7														
14	1'52.385	24.123	35.688	16.869	35.705	234.7	19	1'51.222	24.162	35.382	16.557	35.121	236.8														
Fastest Lap: Jaume MASIA							Leopard Racing			SPA			1'48.896			23.510			34.631			16.308			34.447		

These data/results cannot be reproduced, stored and/or transmitted in whole or in part by any manner of electronic, mechanical, photocopying, recording, broadcasting or otherwise now known or herein after developed without the previous express consent by the copyright owner, except for reproduction in daily press and regular printed publications on sale to the public within 60 days of the event related to those data/results and always provided that copyright symbol appears together as follows below.

© DORNA, 2020

Official MotoGP Timing by TISSOT
www.motogp.com

Portimao, Friday, November 20, 2020

Page 5 of 7



Free Practice Nr. 1

Moto3

Lap	Lap Time	T1	T2	T3	T4	Speed	Lap	Lap Time	T1	T2	T3	T4	Speed
24	1'52.258	24.147	35.742	16.816	35.553	232.7	3	1'55.890	24.955	37.532	17.319	36.084	235.2
25	1'53.080	24.152	35.911	16.868	36.149	234.7	4	1'54.401	24.610	36.732	17.276	35.783	237.3
26	1'52.664	24.333	35.635	16.925	35.771	233.2	5	1'54.079	24.652	36.574	17.128	35.725	235.8

25th 54 **Riccardo ROSSI** BOE Skull Rider Facil ITA
Runs=3 Total laps=22 Full laps=12

1	2'53.224	25.234	40.093	18.738	38.710	
2	1'56.955	24.753	37.503	17.629	37.070	234.7
3	1'55.252	24.723	36.404	17.475	36.650	233.2
4	1'53.356	24.294	36.223	17.114	35.725	234.7
5	1'53.752	24.620	36.169	17.220	35.743	232.2
6	1'52.746	24.094	36.038	17.009	35.605	232.7
7	1'53.487 *	24.340	36.093	17.349	35.705*	232.2
8	1'52.929	24.390	35.946	17.078	35.515	232.2
9	1'52.533 *	24.210	35.787	16.934	35.602*	233.2
10	1'52.364 *	24.093	35.734	17.027	35.510*	231.7
11	2'02.799 P	24.294	37.662*	18.092	42.751	232.2
12	10'19.826 *	23.129	38.508*	18.143	36.048	
13	1'54.300 *	24.067	36.611	17.081	36.541*	234.2
14	1'53.182	24.221	36.152	17.018	35.791	234.2
15	1'52.668	24.141	35.883	16.977	35.667	233.7
16	1'57.845 *	24.326	38.131*	17.699	37.689	233.2
17	1'52.671	24.083	35.769	16.824	35.995	234.7
18	2'01.890 P	25.633*	38.004	18.145	40.106	231.7
19	6'13.000 *	27.668	47.383	17.441	42.789*	
20	1'51.495	24.001	35.444	16.695	35.355	233.7
21	1'50.873	23.771	35.391	16.606	35.105	233.2
22	1'50.689	23.726	35.274	16.547	35.142	233.2

26th 79 **Ai OGURA** Honda Team Asia JPN
Runs=3 Total laps=20 Full laps=12

1	3'21.541	23.743	38.463	18.430	38.098	
2	1'56.886 *	25.243	37.340*	17.529	36.774	232.2
3	1'54.869	24.747	37.009	17.332	35.781	230.2
4	1'52.540	24.184	35.789	17.044	35.523	235.8
5	1'52.581 *	24.28*	35.798	16.948	35.553	236.3
6	1'51.495	24.251	35.421	16.629	35.194	235.8
7	1'51.563	24.142	35.405	16.630	35.386	236.8
8	1'51.967	24.137	35.503	16.848	35.479	236.3
9	1'54.838	24.074	35.622	19.015	36.127	233.7
10	1'54.664	24.182	35.584	16.832	38.066	231.7
11	1'55.995 P	24.412	35.644	16.780	39.159	230.7
12	10'49.215	24.558	36.955	17.400	36.597	
13	1'53.812	24.570	36.073	16.985	36.184	229.2
14	1'53.325 *	24.373	36.081*	16.898	35.973	229.7
15	1'53.229	24.382	35.801	16.865	36.181	230.2
16	1'59.724 P	24.757	36.890	17.323	40.754	228.8
17	9'12.630	25.474	36.759	22.148	36.928	
18	1'51.138	24.109	35.186	16.587	35.256	231.2
19	1'50.984	23.855	35.197	16.597	35.335	231.7
20	1'50.792	23.826	35.193	16.562	35.211	233.7

27th 89 **Khairul Idham PAWI** Petronas Sprinta Raci MAL
Runs=3 Total laps=20 Full laps=15

1	2'54.625	28.158	42.372	18.782	37.954	
2	2'00.601	25.574	39.728	17.491	37.808	234.7

28th 27 **Kaito TOBA** Red Bull KTM Ajo JPN
Runs=3 Total laps=18 Full laps=12

1	3'21.111	23.516	38.632	18.327	37.932	
2	1'57.983	25.815	37.991	17.587	36.590	232.2
3	1'54.322	25.111	36.256	17.110	35.845	236.8
4	1'52.536	24.327	35.796	17.006	35.407	229.2
5	1'52.508	24.374	35.793	16.964	35.377	235.2
6	1'52.368	24.059	35.690	16.924	35.695	238.4
7	1'51.189	24.043	35.380	16.689	35.077	234.7
8	1'51.651	24.025	35.469	16.772	35.385	238.4
9	1'57.766 P	24.013	35.786	17.024	40.943	238.9
10	12'21.924 *	21.796	37.738*	17.165	35.958	
11	1'53.892	24.488	36.090	17.183	36.131	232.7
12	1'53.961	24.243	36.628	17.549	35.541	233.7
13	1'52.675	24.136	35.691	17.115	35.733	236.8
14	1'55.907 *	24.319	37.467*	17.127	36.994	236.8
15	1'56.866 P	24.046	35.673	16.838	40.309	236.8
16	11'04.350 *	23.064	36.204*	16.858	35.806	
17	1'50.879	23.832	35.281	16.531	35.235	236.3
18	1'50.982	23.819	35.151	16.754	35.258	235.8

29th 50 **Jason DUPASQUIE** CarXpert PruestelGP SWI
Runs=2 Total laps=25 Full laps=20

1	2'50.408	27.066	40.083	18.490	38.271	
2	1'58.641	26.168	37.844	17.585	37.044	228.3
3	1'55.767	24.972	36.900	17.702	36.193	238.4
4	1'54.685	24.710	36.558	17.140	36.277	236.8
5	1'53.103	24.414	35.981	17.117	35.591	238.4
6	1'55.602	25.840	36.500	17.231	36.031	237.3
7	1'53.769	24.470	36.326	17.223	35.750	236.3
8	1'54.530	24.559	36.617	17.254	36.100	235.2
9	1'54.586 *	24.743	36.755*	17.078	36.010	234.2
10	1'53.717 *	24.467	36.283*	17.034	35.933	237.3
11	1'53.521	24.405	36.600	16.920	35.596	233.2
12	1'53.583	24.326	36.065	17.083	36.109	236.8
13	1'57.156 P	24.911	36.410	17.212	38.623	232.2
14	10'13.346	22.620	37.332	16.909	35.889	

Fastest Lap: Jaume MASIA Leopard Racing SPA **1'48.896** 23.510 34.631 16.308 34.447

These data/results cannot be reproduced, stored and/or transmitted in whole or in part by any manner of electronic, mechanical, photocopying, recording, broadcasting or otherwise now known or herein after developed without the previous express consent by the copyright owner, except for reproduction in daily press and regular printed publications on sale to the public within 60 days of the event related to those data/results and always provided that copyright symbol appears together as follows below.
© DORNA, 2020

Free Practice Nr. 1

Moto3

Lap	Lap Time	T1	T2	T3	T4	Speed	Lap	Lap Time	T1	T2	T3	T4	Speed
15	1'51.840	24.255	35.698	16.588	35.299	237.8							
16	1'51.056	24.021	35.276	16.615	35.144	238.4							
17	1'50.885	23.909	35.218	16.650	35.108	236.8							
18	1'51.917	24.081	35.493	16.739	35.604	238.4							
19	1'52.435	24.172	35.623	16.795	35.845	233.2							
20	1'54.931	24.241	35.767	16.778	38.145	231.7							
21	1'53.267	24.374	36.340	16.915	35.638	237.3							
22	1'52.181	24.181	35.536	16.728	35.736	235.8							
23	1'52.058	24.112	35.453	16.850	35.643	235.2							
24	1'52.326	24.113	35.616	16.828	35.769	234.7							
25	1'52.677	24.189	36.019	16.761	35.708	235.8							

30th 73 Maximilian KOFLER CIP Green Power AUT
Runs=3 Total laps=18 Full laps=10

1	2'08.093	24.174	39.800	18.872	38.263								
2	1'58.702	25.716	37.893	17.810	37.283	228.3							
3	1'55.302	25.261	36.478	17.266	36.297	229.2							
4	1'54.713 *	24.83*	36.362	17.165	36.353	237.8							
5	1'54.344	24.582	36.195	17.211	36.356	237.3							
6	1'55.312 *	24.950	36.308*	17.898	36.156	234.7							
7	1'53.753	24.423	36.141	17.084	36.105	234.2							
8	1'58.922 P	24.748	36.104	17.131	40.939	232.2							
9	16'27.423	23.827	38.535	18.242	36.955								
10	1'53.196	24.573	35.900	16.831	35.892	230.2							
11	1'52.914	24.932	35.706	16.825	35.451	234.2							
12	1'57.156	25.009	37.291	17.309	37.547	235.2							
13	1'52.586 *	23.934	35.731*	16.852	36.069	238.4							
14	1'53.240	24.218	36.024	16.956	36.042	232.2							
15	1'57.403 P	24.403	35.950	16.887	40.163	229.7							
16	7'58.164	22.999	36.332	17.019	35.529								
17	1'50.988	23.930	35.406	16.455	35.197	235.2							
18	1'51.398	24.091	35.369	16.537	35.401	235.2							

31st 31 Adrian FERNANDEZ Rivacold Snipers Tea SPA
Runs=3 Total laps=18 Full laps=12

1	3'25.825	24.150	39.326	18.177	38.120								
2	1'56.285	25.069	37.149	17.180	36.887	230.7							
3	1'55.361	24.678	36.757	17.034	36.892	236.8							
4	1'55.453	24.765	37.095	16.879	36.714	235.2							
5	1'55.374	25.241	36.492	16.948	36.693	234.2							
6	1'54.304	24.581	36.649	16.852	36.222	233.7							
7	1'53.302	24.408	36.108	16.865	35.921	236.3							
8	2'00.354 *	24.322	36.440*	17.225	42.367	234.7							
9	1'53.798	24.405	36.216	16.886	36.291	235.2							
10	1'58.938 P	24.500	36.363	16.834	41.241	232.7							
11	9'27.293	23.414	36.644	17.822	43.444								
12	1'52.768	24.380	35.777	16.804	35.807	233.2							
13	1'52.377	24.399	35.743	16.637	35.598	235.2							
14	2'04.725 P	24.571	36.218*	16.608	47.328	233.7							
15	13'28.234 *	22.414	36.531*	17.824	37.867								
16	1'55.773	25.409	36.380	17.741	36.243	233.7							
17	1'51.911	24.142	35.517	16.584	35.668	234.7							
18	1'51.382	23.979	35.380	16.548	35.475	233.7							

Fastest Lap: Jaume MASIA Leopard Racing SPA **1'48.896** 23.510 34.631 16.308 34.447

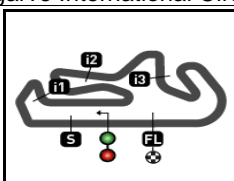
These data/results cannot be reproduced, stored and/or transmitted in whole or in part by any manner of electronic, mechanical, photocopying, recording, broadcasting or otherwise now known or herein after developed without the previous express consent by the copyright owner, except for reproduction in daily press and regular printed publications on sale to the public within 60 days of the event related to those data/results and always provided that copyright symbol appears together as follows below.
© DORNA, 2020

Official MotoGP Timing by TISSOT
www.motogp.com

Portimao, Friday, November 20, 2020

Page 7 of 7





4592 m.

GRANDE PRÉMIO MEO DE PORTUGAL

Free Practice Nr. 1

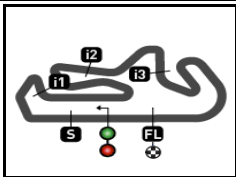
Best Partial Times

IT Ideal Lap Time, sum of the best partial times

BT Best Lap Time

T1		T2		T3		T4				IT	BT	
Pos	Rider	Time	Rider	Time	Rider	Time	Rider	Time	Pos	Rider	IT	BT
1	R.FENATI	23.388	J.MASIA	34.631	J.ALCOBA	16.250	R.FENATI	34.382	1	J.MASIA	1'48.831	1'48.896 (1)
2	N.ANTONELLI	23.399	S.GARCIA	34.651	A.MIGNO	16.286	J.MASIA	34.447	2	R.FENATI	1'48.890	1'49.054 (2)
3	J.MASIA	23.454	A.ARENAS	34.659	J.MASIA	16.299	D.ÖNCÜ	34.562	3	A.ARENAS	1'49.109	1'49.109 (3)
4	A.ARENAS	23.467	R.FENATI	34.687	T.SUZUKI	16.342	A.ARENAS	34.617	4	S.GARCIA	1'49.254	1'49.288 (4)
5	G.RODRIGO	23.474	R.FERNANDEZ	34.733	D.ÖNCÜ	16.359	J.ALCOBA	34.622	5	J.ALCOBA	1'49.292	1'49.609 (8)
6	A.MIGNO	23.526	J.MCPHEE	34.753	G.RODRIGO	16.363	S.GARCIA	34.632	6	G.RODRIGO	1'49.535	1'49.673 (10)
7	C.VIETTI	23.583	T.ARBOLINO	34.809	S.GARCIA	16.364	G.RODRIGO	34.729	7	A.MIGNO	1'49.537	1'49.537 (5)
8	R.FERNANDEZ	23.586	J.ALCOBA	34.826	A.ARENAS	16.366	A.MIGNO	34.737	8	R.FERNANDEZ	1'49.556	1'49.556 (6)
9	D.FOGGIA	23.592	D.FOGGIA	34.852	D.PIZZOLI	16.370	D.FOGGIA	34.742	9	D.ÖNCÜ	1'49.598	1'49.598 (7)
10	J.ALCOBA	23.594	T.SUZUKI	34.855	R.FERNANDEZ	16.374	Y.KUNII	34.803	10	J.MCPHEE	1'49.656	1'49.666 (9)
11	T.ARBOLINO	23.604	A.LOPEZ	34.913	C.VIETTI	16.393	J.MCPHEE	34.814	11	T.ARBOLINO	1'49.677	1'49.705 (11)
12	S.GARCIA	23.607	C.TATAY	34.925	T.ARBOLINO	16.400	B.BALTUS	34.820	12	D.FOGGIA	1'49.718	1'50.022 (16)
13	A.SASAKI	23.624	D.ÖNCÜ	34.931	R.YAMANAKA	16.423	C.VIETTI	34.827	13	C.VIETTI	1'49.750	1'49.807 (12)
14	J.MCPHEE	23.657	C.VIETTI	34.947	Y.KUNII	16.423	N.ANTONELLI	34.856	14	N.ANTONELLI	1'49.785	1'49.984 (15)
15	B.BALTUS	23.661	G.RODRIGO	34.969	B.BALTUS	16.427	R.FERNANDEZ	34.863	15	T.SUZUKI	1'49.820	1'49.886 (13)
16	C.TATAY	23.667	B.BALTUS	34.970	J.MCPHEE	16.432	T.ARBOLINO	34.864	16	B.BALTUS	1'49.878	1'49.929 (14)
17	R.YAMANAKA	23.676	A.SASAKI	34.986	R.FENATI	16.433	D.PIZZOLI	34.935	17	A.LOPEZ	1'50.121	1'50.314 (18)
18	T.SUZUKI	23.686	A.MIGNO	34.988	S.NEPA	16.438	T.SUZUKI	34.937	18	Y.KUNII	1'50.180	1'50.343 (21)
19	R.ROSSI	23.726	S.NEPA	34.994	K.PAWI	16.441	A.LOPEZ	34.975	19	D.PIZZOLI	1'50.208	1'50.319 (19)
20	A.LOPEZ	23.735	D.PIZZOLI	35.040	M.KOFLER	16.455	R.YAMANAKA	34.977	20	R.YAMANAKA	1'50.220	1'50.220 (17)
21	D.ÖNCÜ	23.746	N.ANTONELLI	35.068	N.ANTONELLI	16.462	S.NEPA	35.024	21	A.SASAKI	1'50.290	1'50.413 (22)
22	D.BINDER	23.787	Y.KUNII	35.094	A.LOPEZ	16.498	D.BINDER	35.058	22	S.NEPA	1'50.328	1'50.328 (20)
23	K.TOBA	23.819	R.YAMANAKA	35.144	K.TOBA	16.531	K.PAWI	35.059	23	C.TATAY	1'50.375	1'50.522 (23)
24	A.OGURA	23.826	K.TOBA	35.151	A.SASAKI	16.531	K.TOBA	35.077	24	D.BINDER	1'50.570	1'50.680 (24)

These data/results cannot be reproduced, stored and/or transmitted in whole or in part by any manner of electronic, mechanical, photocopying, recording, broadcasting or otherwise now known or herein after developed without the previous express consent by the copyright owner, except for reproduction in daily press and regular printed publications on sale to the public within 60 days of the event related to those data/results and always provided that copyright symbol appears together as follows below.
© DORNA, 2020



4592 m.

GRANDE PRÉMIO MEO DE PORTUGAL

Free Practice Nr. 1

Best Partial Times

Moto3™

IT Ideal Lap Time, sum of the best partial times

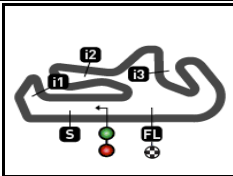
BT Best Lap Time

T1		T2		T3		T4				<i>IT</i>	<i>BT</i>	
Pos	Rider	Time	Rider	Time	Rider	Time	Rider	Time	Pos	Rider		
25	Y.KUNII	23.860	D.BINDER	35.170	D.FOGGIA	16.532	R.ROSSI	35.105	25	K.TOBA	1'50.578	1'50.879 (28)
26	D.PIZZOLI	23.863	A.OGURA	35.186	R.ROSSI	16.547	J.DUPASQUIER	35.108	26	R.ROSSI	1'50.652	1'50.689 (25)
27	K.PAWI	23.871	J.DUPASQUIER	35.218	A.FERNANDEZ	16.548	C.TATAY	35.144	27	A.OGURA	1'50.768	1'50.792 (26)
28	S.NEPA	23.872	R.ROSSI	35.274	D.BINDER	16.555	A.SASAKI	35.149	28	K.PAWI	1'50.822	1'50.847 (27)
29	J.DUPASQUIER	23.909	M.KOFLER	35.369	A.OGURA	16.562	A.OGURA	35.194	29	J.DUPASQUIE	1'50.823	1'50.885 (29)
30	M.KOFLER	23.930	A.FERNANDEZ	35.380	J.DUPASQUIER	16.588	M.KOFLER	35.197	30	M.KOFLER	1'50.951	1'50.988 (30)
31	A.FERNANDEZ	23.979	K.PAWI	35.451	C.TATAY	16.639	A.FERNANDEZ	35.475	31	A.FERNANDEZ	1'51.382	1'51.382 (31)

These data/results cannot be reproduced, stored and/or transmitted in whole or in part by any manner of electronic, mechanical, photocopying, recording, broadcasting or otherwise now known or herein after developed without the previous express consent by the copyright owner, except for reproduction in daily press and regular printed publications on sale to the public within 60 days of the event related to those data/results and always provided that copyright symbol appears together as follows below.
© DORNA, 2020


Official MotoGP Timing by **TISSOT**
www.motogp.com





4592 m.

GRANDE PRÉMIO MEO DE PORTUGAL
Free Practice Nr. 1
Fastest Laps Sequence

<i>Practice Time</i>	 <i>Rider</i>	<i>Nation</i>	<i>Motorcycle</i>	<i>Time</i>	<i>Km/h</i>	<i>Rider's Lap</i>
4'06.795	73 Maximilian KOFLER	AUT	KTM	1'58.702	139.2	2
4'06.829	21 Alonso LOPEZ	SPA	HUSQVARNA	1'56.076	142.4	2
5'19.012	14 Tony ARBOLINO	ITA	HONDA	1'55.351	143.3	2
5'19.183	5 Jaume MASIA	SPA	HONDA	1'55.305	143.3	2
5'19.228	24 Tatsuki SUZUKI	JPN	HONDA	1'54.775	144.0	2
5'19.326	25 Raul FERNANDEZ	SPA	KTM	1'53.663	145.4	2
7'11.945	14 Tony ARBOLINO	ITA	HONDA	1'52.933	146.3	3
7'12.013	25 Raul FERNANDEZ	SPA	KTM	1'52.687	146.7	3
9'03.686	25 Raul FERNANDEZ	SPA	KTM	1'51.673	148.0	4
9'03.865	5 Jaume MASIA	SPA	HONDA	1'51.175	148.6	4
12'47.824	24 Tatsuki SUZUKI	JPN	HONDA	1'51.057	148.8	6
12'49.754	5 Jaume MASIA	SPA	HONDA	1'50.656	149.3	6
32'34.945	55 Romano FENATI	ITA	HUSQVARNA	1'49.511	150.9	13
39'53.900	55 Romano FENATI	ITA	HUSQVARNA	1'49.448	151.0	17
51'54.761	5 Jaume MASIA	SPA	HONDA	1'48.896	151.8	14

These data/results cannot be reproduced, stored and/or transmitted in whole or in part by any manner of electronic, mechanical, photocopying, recording, broadcasting or otherwise now known or herein after developed without the previous express consent by the copyright owner, except for reproduction in daily press and regular printed publications on sale to the public within 60 days of the event related to those data/results and always provided that copyright symbol appears together as follows below.

© DORNA, 2020

Official MotoGP Timing by TISSOT
 www.motogp.com

Portimao, Friday, November 20, 2020

