


**GRANDE PRÉMIO MEO DE PORTUGAL**

**Free Practice Nr. 1**

**Classification**

**3**

	Rider	Nation	Team	Motorcycle	Time	Lap Total	Gap	Top Speed
1	88 Miguel OLIVEIRA	POR	Red Bull KTM Tech 3	KTM	<b>1'40.122</b>	28 28		<b>324.3</b>
2	12 Maverick VIÑALES	SPA	Monster Energy Yamaha MotoGP	YAMAHA	<b>1'40.162</b>	29 31	0.040 0.040	<b>318.5</b>
3	41 Aleix ESPARGARO	SPA	Aprilia Racing Team Gresini	APRILIA	<b>1'40.236</b>	26 27	0.114 0.074	<b>317.6</b>
4	32 Lorenzo SAVADORI	ITA	Aprilia Racing Team Gresini	APRILIA	<b>1'40.297</b>	24 25	0.175 0.061	<b>314.8</b>
5	44 Pol ESPARGARO	SPA	Red Bull KTM Factory Racing	KTM	<b>1'40.680</b>	22 23	0.558 0.383	<b>316.7</b>
6	35 Cal CRUTCHLOW	GBR	LCR Honda CASTROL	HONDA	<b>1'40.695</b>	26 27	0.573 0.015	<b>305.9</b>
7	36 Joan MIR	SPA	Team SUZUKI ECSTAR	SUZUKI	<b>1'40.856</b>	25 26	0.734 0.161	<b>320.4</b>
8	20 Fabio QUARTARARO	FRA	Petronas Yamaha SRT	YAMAHA	<b>1'40.877</b>	19 29	0.755 0.021	<b>320.4</b>
9	30 Takaaki NAKAGAMI	JPN	LCR Honda IDEMITSU	HONDA	<b>1'40.878</b>	29 29	0.756 0.001	<b>314.8</b>
10	6 Stefan BRADL	GER	Repsol Honda Team	HONDA	<b>1'40.920</b>	19 29	0.798 0.042	<b>313.9</b>
11	42 Alex RINS	SPA	Team SUZUKI ECSTAR	SUZUKI	<b>1'40.960</b>	26 26	0.838 0.040	<b>317.6</b>
12	4 Andrea DOVIZIOSO	ITA	Ducati Team	DUCATI	<b>1'40.961</b>	22 25	0.839 0.001	<b>322.3</b>
13	21 Franco MORBIDELLI	ITA	Petronas Yamaha SRT	YAMAHA	<b>1'41.167</b>	20 27	1.045 0.206	<b>317.6</b>
14	5 Johann ZARCO	FRA	Esponsorama Racing	DUCATI	<b>1'41.181</b>	22 29	1.059 0.014	<b>314.8</b>
15	73 Alex MARQUEZ	SPA	Repsol Honda Team	HONDA	<b>1'41.228</b>	22 31	1.106 0.047	<b>319.5</b>
16	43 Jack MILLER	AUS	Pramac Racing	DUCATI	<b>1'41.271</b>	21 26	1.149 0.043	<b>328.2</b>
17	63 Francesco BAGNAIA	ITA	Pramac Racing	DUCATI	<b>1'41.433</b>	22 25	1.311 0.162	<b>320.4</b>
18	9 Danilo PETRUCCI	ITA	Ducati Team	DUCATI	<b>1'41.928</b>	19 26	1.806 0.495	<b>324.3</b>
19	46 Valentino ROSSI	ITA	Monster Energy Yamaha MotoGP	YAMAHA	<b>1'41.946</b>	25 26	1.824 0.018	<b>317.6</b>
20	33 Brad BINDER	RSA	Red Bull KTM Factory Racing	KTM	<b>1'42.082</b>	22 28	1.960 0.136	<b>315.7</b>
21	53 Tito RABAT	SPA	Esponsorama Racing	DUCATI	<b>1'43.154</b>	29 29	3.032 1.072	<b>307.6</b>
22	82 Mika KALLIO	FIN	Red Bull KTM Tech 3	KTM	<b>1'43.910</b>	25 26	3.788 0.756	<b>307.6</b>

Practice condition: **Dry**  
 Air: **23°**  
 Humidity: **48%**  
 Ground: **27°**

<b>Fastest Lap:</b>	Lap: 28	<b>Miguel OLIVEIRA</b>	<b>1'40.122</b>	165.1 Km/h
<b>Best Race Lap:</b>		<b>New track layout</b>		
<b>All Time Lap Record:</b>	2020	<b>Miguel OLIVEIRA</b>	<b>1'40.122</b>	165.1 Km/h

The results are provisional until the end of the limit for protest and appeals.

Time limit for protest expires 30' after publication of the results - ..... Time: .....

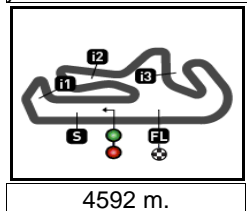
These data/results cannot be reproduced, stored and/or transmitted in whole or in part by any manner of electronic, mechanical, photocopying, recording, broadcasting or otherwise now known or herein after developed without the previous express consent by the copyright owner, except for reproduction in daily press and regular printed publications on sale to the public within 60 days of the event related to those data/results and always provided that copyright symbol appears together as follows below.

© DORNA, 2020

Official MotoGP Timing by **TISSOT**  
 www.motogp.com

**Portimao, Friday, November 20, 2020**





**GRANDE PRÉMIO MEO DE PORTUGAL**

**Free Practice Nr. 1**

**Top Speed & Average**

**4**



Rider	Nation	Motorcycle	Top 5 speeds					Average	Top
43 <b>Jack MILLER</b>	<b>AUS</b>	DUCATI	328.2	327.2	322.3	318.5	316.7	321.6	<b>328.2</b>
9 <b>Danilo PETRUCCI</b>	<b>ITA</b>	DUCATI	324.3	322.3	317.6	315.7	315.7	319.1	<b>324.3</b>
88 <b>Miguel OLIVEIRA</b>	<b>POR</b>	KTM	324.3	321.4	320.4	320.4	318.5	320.6	<b>324.3</b>
4 <b>Andrea DOVIZIOSO</b>	<b>ITA</b>	DUCATI	322.3	317.6	317.6	316.7	314.8	317.8	<b>322.3</b>
20 <b>Fabio QUARTARARO</b>	<b>FRA</b>	YAMAHA	320.4	319.5	319.5	317.6	316.7	318.7	<b>320.4</b>
36 <b>Joan MIR</b>	<b>SPA</b>	SUZUKI	320.4	318.5	316.7	315.7	314.8	317.2	<b>320.4</b>
63 <b>Francesco BAGNAIA</b>	<b>ITA</b>	DUCATI	320.4	318.5	317.6	317.6	316.7	318.2	<b>320.4</b>
73 <b>Alex MARQUEZ</b>	<b>SPA</b>	HONDA	319.5	315.7	313.0	313.0	312.1	313.9	<b>319.5</b>
12 <b>Maverick VIÑALES</b>	<b>SPA</b>	YAMAHA	318.5	318.5	317.6	316.7	315.7	317.4	<b>318.5</b>
21 <b>Franco MORBIDELLI</b>	<b>ITA</b>	YAMAHA	317.6	317.6	316.7	313.9	312.1	315.6	<b>317.6</b>
41 <b>Aleix ESPARGARO</b>	<b>SPA</b>	APRILIA	317.6	317.6	317.6	317.6	317.6	317.6	<b>317.6</b>
42 <b>Alex RINS</b>	<b>SPA</b>	SUZUKI	317.6	316.7	312.1	312.1	311.2	313.5	<b>317.6</b>
46 <b>Valentino ROSSI</b>	<b>ITA</b>	YAMAHA	317.6	313.9	313.9	313.0	311.2	313.9	<b>317.6</b>
44 <b>Pol ESPARGARO</b>	<b>SPA</b>	KTM	316.7	315.7	314.8	313.9	313.9	315.0	<b>316.7</b>
33 <b>Brad BINDER</b>	<b>RSA</b>	KTM	315.7	313.9	306.8	305.9	303.3	309.1	<b>315.7</b>
5 <b>Johann ZARCO</b>	<b>FRA</b>	DUCATI	314.8	313.0	312.1	312.1	311.2	312.6	<b>314.8</b>
30 <b>Takaaki NAKAGAMI</b>	<b>JPN</b>	HONDA	314.8	313.0	308.5	307.6	306.8	310.1	<b>314.8</b>
32 <b>Lorenzo SAVADORI</b>	<b>ITA</b>	APRILIA	314.8	312.1	308.5	306.8	304.2	308.4	<b>314.8</b>
6 <b>Stefan BRADL</b>	<b>GER</b>	HONDA	313.9	313.9	313.9	313.0	313.0	313.4	<b>313.9</b>
53 <b>Tito RABAT</b>	<b>SPA</b>	DUCATI	307.6	298.3	298.3	297.5	294.2	298.4	<b>307.6</b>
82 <b>Mika KALLIO</b>	<b>FIN</b>	KTM	307.6	307.6	305.0	301.6	300.8	304.5	<b>307.6</b>
35 <b>Cal CRUTCHLOW</b>	<b>GBR</b>	HONDA	305.9	305.9	305.9	304.2	303.3	305.0	<b>305.9</b>

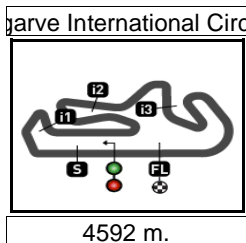
These data/results cannot be reproduced, stored and/or transmitted in whole or in part by any manner of electronic, mechanical, photocopying, recording, broadcasting or otherwise now known or herein after developed without the previous express consent by the copyright owner, except for reproduction in daily press and regular printed publications on sale to the public within 60 days of the event related to those data/results and always provided that copyright symbol appears together as follows below.

© DORNA, 2020

Official MotoGP Timing by **TISSOT**  
www.motogp.com



**Portimao, Friday, November 20, 2020**



# GRANDE PRÉMIO MEO DE PORTUGAL

## Free Practice Nr. 1

### Chronological Analysis of Performances

**5**

\* Lap / Sector time cancelled      **T1** Time from finish line to 1st intermed.      **T3** Time from 2nd intermed. to 3rd intermed.  
**P** Crossing the finish line in pit lane      **T2** Time from 1st intermed. to 2nd intermed.      **T4** Time from 3rd intermed. to finish line  
**\*\*** Tyre data subject to further updates

Lap	Lap Time	T1	T2	T3	T4	Speed	Lap	Lap Time	T1	T2	T3	T4	Speed
<b>1st</b>	<b>88</b>	<b>Miguel OLIVEIRA</b>		KTM		POR	1	3'16.676	22.008	35.372	17.249	34.548	
		Red Bull KTM Tech 3					2	<b>1'46.830</b>	22.386	34.014	16.587	33.843	291.1
		Runs=4 Total laps=28 Full laps=20					3	<b>1'44.510</b>	21.906	33.305	16.022	33.277	295.0
<b>Run #</b>	<b>1</b>	<b>Front Tyre</b>	<b>Slick-Soft</b>	<b>Rear Tyre</b>	<b>Slick-Hard</b>		4	<b>1'46.711</b>	24.274	33.099	16.291	33.047	314.8
		<b>New Tyre</b>		<b>New Tyre</b>			5	<b>1'43.083</b>	21.795	32.636	15.867	32.785	309.4
1	2'04.372	22.649	36.718	17.384	35.879		6	<b>1'42.572</b>	21.470	32.551	15.831	32.720	310.3
2	<b>1'46.000</b>	22.263	33.852	16.126	33.759	288.7	7	<b>1'42.504</b>	21.398	32.636	15.860	32.610	309.4
3	<b>1'43.413</b>	21.641	33.155	15.636	32.981	307.6	8	<b>1'42.188</b>	21.297	32.521	15.755	32.615	306.8
4	<b>1'42.497</b>	21.594	32.621	15.547	32.735	307.6	9	1'42.095 *	21.378*	32.440	15.650	32.627	314.8
5	<b>1'42.983</b>	21.284	32.488	16.327	32.884	313.9	10	<b>1'41.879</b>	21.255	32.396	15.624	32.604	307.6
6	<b>1'41.703</b>	21.256	32.273	15.610	32.564	313.0	11	<b>1'41.703</b>	21.284	32.402	15.645	32.372	313.0
7	<b>1'41.737</b>	21.307	32.389	15.483	32.558	313.9	12	1'46.993 *	22.467*	34.502	16.811	33.213	313.0
8	<b>1'41.712</b>	21.224	32.298	15.480	32.710	315.7	13	<b>1'41.427</b>	21.243	32.288	15.585	32.311	312.1
9	1'48.875 P	22.748	33.820	16.068	36.239	296.7	14	1'50.368 P	21.592	33.967	16.718	38.091	313.0
<b>Run #</b>	<b>2</b>	<b>Front Tyre</b>	<b>Slick-Soft</b>	<b>Rear Tyre</b>	<b>Slick-Hard</b>		<b>Run #</b>	<b>2</b>	<b>Front Tyre</b>	<b>Slick-Soft</b>	<b>Rear Tyre</b>	<b>Slick-Hard</b>	
		<b>9 Laps at start</b>		<b>9 Laps at start</b>					<b>14 Laps at start</b>		<b>14 Laps at start</b>		
10	11'21.258	23.626	34.175	16.061	33.116		15	8'30.144	21.719	34.099	16.217	33.810	
11	1'45.346 *	23.443*	33.208	15.750	32.945	316.7	16	<b>1'41.886</b>	21.241	32.585	15.656	32.404	310.3
12	<b>1'41.807</b>	21.327	32.476	15.425	32.579	303.3	17	<b>1'45.685</b>	21.352	35.127	16.359	32.847	311.2
13	<b>1'41.783</b>	21.289	32.427	15.488	32.579	308.5	18	<b>1'41.621</b>	21.242	32.430	15.477	32.472	311.2
14	<b>1'42.039</b>	21.194	32.675	15.527	32.643	318.5	19	<b>1'41.377</b>	21.146	32.312	15.498	32.421	310.3
15	<b>1'46.189</b>	21.197	32.276	18.035	34.681	316.7	20	<b>1'45.141</b>	21.229	34.990	16.181	32.741	310.3
16	<b>1'41.258</b>	21.201	32.318	15.349	32.390	315.7	21	<b>1'41.680</b>	21.215	32.457	15.523	32.485	309.4
17	1'48.309 P	22.497	33.993	16.225	35.594	307.6	22	<b>1'41.684</b>	21.171	32.516	15.577	32.420	313.0
<b>Run #</b>	<b>3</b>	<b>Front Tyre</b>	<b>Slick-Soft</b>	<b>Rear Tyre</b>	<b>Slick-Hard</b>		<b>Run #</b>	<b>3</b>	<b>Front Tyre</b>	<b>Slick-Soft</b>	<b>Rear Tyre</b>	<b>Slick-Hard</b>	
		<b>17 Laps at start</b>		<b>17 Laps at start</b>					<b>24 Laps at start</b>		<b>24 Laps at start</b>		
18	8'48.897	24.576	33.890	15.767	32.863		23	<b>1'41.548</b>	21.182	32.511	15.426	32.429	317.6
19	<b>1'42.173</b>	21.470	32.614	15.500	32.589	320.4	24	1'56.406 P	24.703*	36.320	16.800	38.583	315.7
20	<b>1'41.791</b>	21.363	32.411	15.493	32.524	302.5	<b>Run #</b>	<b>4</b>	<b>Front Tyre</b>	<b>Slick-Medium</b>	<b>Rear Tyre</b>	<b>Slick-Medium</b>	
21	<b>1'41.258</b>	21.171	32.292	15.416	32.379	320.4			<b>New Tyre</b>		<b>New Tyre</b>		
22	<b>1'41.213</b>	21.066	32.300	15.347	32.500	314.8	28	4'10.665	21.391	33.266	15.867	32.642	
23	1'50.758 P	22.914	34.450	16.457	36.937	301.6	29	<b>1'40.162</b>	<b>20.943</b>	31.868	15.357	<b>31.994</b>	316.7
<b>Run #</b>	<b>4</b>	<b>Front Tyre</b>	<b>Slick-Medium</b>	<b>Rear Tyre</b>	<b>Slick-Medium</b>		30	<b>1'42.506</b>	20.998	32.766	15.926	32.816	<b>318.5</b>
		<b>New Tyre</b>		<b>New Tyre</b>			31	<b>1'40.302</b>	21.121	<b>31.834</b>	<b>15.333</b>	32.014	318.5
24	8'03.287	22.239	43.715	16.501	33.027		<b>3rd</b>	<b>41</b>	<b>Aleix ESPARGARO</b>		APRILIA	SPA	
25	<b>1'41.353</b>	21.209	32.114	15.546	32.484	313.0			Aprilia Racing Team Gresini				
26	<b>1'40.418</b>	21.105	31.891	<b>15.270</b>	32.152	<b>324.3</b>			Runs=4 Total laps=27 Full laps=15				
27	<b>1'40.787</b>	20.896	32.237	15.347	32.307	318.5	<b>Run #</b>	<b>1</b>	<b>Front Tyre</b>	<b>Slick-Medium</b>	<b>Rear Tyre</b>	<b>Slick-Medium</b>	
28	<b>1'40.122</b>	<b>20.877</b>	<b>31.874</b>	15.321	<b>32.050</b>	321.4			<b>New Tyre</b>		<b>New Tyre</b>		
<b>2nd</b>	<b>12</b>	<b>Maverick VIÑALES</b>		YAMAHA		SPA	1	2'26.950	23.152	36.332	17.668	34.647	
		Monster Energy Yamaha MotoGP					2	1'48.168 *	24.064*	34.257	16.247	33.600	<b>317.6</b>
		Runs=4 Total laps=31 Full laps=22											
<b>Run #</b>	<b>1</b>	<b>Front Tyre</b>	<b>Slick-Soft</b>	<b>Rear Tyre</b>	<b>Slick-Hard</b>								
		<b>New Tyre</b>		<b>New Tyre</b>									

**Fastest Lap:** Miguel OLIVEIRA Red Bull KTM Tech 3 POR **1'40.122** 20.877 31.874 15.321 32.050

These data/results cannot be reproduced, stored and/or transmitted in whole or in part by any manner of electronic, mechanical, photocopying, recording, broadcasting or otherwise now known or herein after developed without the previous express consent by the copyright owner, except for reproduction in daily press and regular printed publications on sale to the public within 60 days of the event related to those data/results and always provided that copyright symbol appears together as follows below.  
 © DORNA, 2020



# Free Practice Nr. 1

MotoGP

Lap	Lap Time	T1	T2	T3	T4	Speed	Lap	Lap Time	T1	T2	T3	T4	Speed
3	1'45.674 *	22.621*	33.726	16.104	33.223	313.9	<b>Run # 3</b>	<i>Front Tyre</i>	<i>Slick-Medium</i>	<i>Rear Tyre</i>	<i>Slick-Hard</i>		
4	<b>1'46.278</b>	21.854	33.720	16.125	34.579	292.6							
5	<b>1'44.088</b>	22.311	33.136	15.847	32.794	309.4							
6	1'44.031 *	22.636*	32.773	16.133	32.489	313.9							
7	<b>1'42.063</b>	21.575	32.580	15.675	32.233	286.4							
8	1'47.088 P	21.748	32.569	15.766	37.005	282.7							
	<b>Run # 2</b>	<i>Front Tyre</i>	<i>Slick-Medium</i>	<i>Rear Tyre</i>	<i>Slick-Medium</i>								
9	9'24.504	22.203	34.686	16.511	33.970								
10	<b>1'44.214</b>	21.609	33.245	16.121	33.239	305.9							
11	1'45.032 *	22.676*	33.185	15.975	33.196	317.6							
12	<b>1'44.254</b>	21.830	33.161	15.899	33.364	305.0							
13	1'58.890 P	25.300	35.761	17.561	40.268	304.2							
	<b>Run # 3</b>	<i>Front Tyre</i>	<i>Slick-Medium</i>	<i>Rear Tyre</i>	<i>Slick-Hard</i>								
14	10'16.832	23.045	34.210	15.953	33.016								
15	<b>1'42.074</b>	21.414	32.597	15.519	32.544	294.2							
16	<b>1'41.404</b>	21.232	32.219	15.509	32.444	299.1							
17	<b>1'41.290</b>	21.063	32.171	15.499	32.557	306.8							
18	1'47.946 *	24.829*	34.275	15.891	32.951	317.6							
19	<b>1'41.211</b>	21.060	32.272	15.498	32.381	309.4							
20	<b>1'41.158</b>	21.016	32.176	15.537	32.429	311.2							
21	<b>1'41.333</b>	21.040	32.290	15.519	32.484	317.6							
22	1'56.243 P	23.959	36.421	16.860	39.003	274.8							
	<b>Run # 4</b>	<i>Front Tyre</i>	<i>Slick-Medium</i>	<i>Rear Tyre</i>	<i>Slick-Medium</i>								
23	9'18.501 *	21.758	37.814*	16.200	33.989								
24	<b>1'44.703</b>	21.164	33.144	15.897	34.498	314.8							
25	<b>1'40.383</b>	20.897	32.074	15.396	32.016	310.3							
26	<b>1'40.236</b>	20.951	32.005	15.389	31.891	308.5							
27	<b>1'46.137</b>	23.999	33.362	15.975	32.801	317.6							
	<b>4th</b>	<b>32</b>	<b>Lorenzo SAVADORI</b>	APRILIA	ITA								
			Aprilia Racing Team Gresini										
				Runs=4	Total laps=25	Full laps=18							
	<b>Run # 1</b>	<i>Front Tyre</i>	<i>Slick-Medium</i>	<i>Rear Tyre</i>	<i>Slick-Medium</i>								
1	2'35.085	23.695	35.733	17.033	34.370								
2	<b>1'45.482</b>	22.414	33.536	16.403	33.129	292.6							
3	<b>1'44.964</b>	21.927	33.869	16.149	33.019	288.0							
4	<b>1'43.210</b>	21.594	32.924	16.070	32.622	304.2							
5	<b>1'42.747</b>	21.534	32.639	15.800	32.774	306.8							
6	<b>1'42.919</b>	21.567	32.693	15.945	32.714	292.6							
7	<b>1'42.670</b>	21.652	32.678	15.647	32.693	284.9							
8	1'53.794 P	23.412*	35.494	16.205	38.683	290.3							
	<b>Run # 2</b>	<i>Front Tyre</i>	<i>Slick-Medium</i>	<i>Rear Tyre</i>	<i>Slick-Medium</i>								
9	11'19.508	25.132	34.569	16.424	40.932								
10	<b>1'43.318</b>	21.838	32.874	15.796	32.810	303.3							
11	<b>1'48.341</b>	22.110	36.924	16.283	33.024	282.7							
12	<b>1'43.103</b>	21.672	32.846	15.710	32.875	304.2							
13	<b>2'04.659</b>	21.667	44.794	21.781	36.417	300.8							
14	<b>1'43.002</b>	21.653	32.806	15.691	32.852	302.5							
15	1'52.908 P	22.623	34.373	16.646	39.266	308.5							
	<b>Run # 3</b>	<i>Front Tyre</i>	<i>Slick-Soft</i>	<i>Rear Tyre</i>	<i>Slick-Hard</i>								
16	10'30.486	26.654	34.537	15.945	36.247								
17	<b>1'41.260</b>	21.398	32.239	15.407	32.216	296.7							
18	<b>1'41.320</b>	21.371	32.194	15.465	32.290	298.3							
19	<b>1'43.736</b>	21.390	33.331	15.980	33.035	299.1							
20	<b>1'41.852</b>	21.334	32.302	15.519	32.697	312.1							
21	1'51.974 P	23.427	35.585	16.004	36.958	314.8							
	<b>Run # 4</b>	<i>Front Tyre</i>	<i>Slick-Medium</i>	<i>Rear Tyre</i>	<i>Slick-Soft</i>								
22	9'59.152	27.174	35.872	15.922	41.319								
23	<b>1'48.850</b>	21.179	39.866	15.567	32.238	294.2							
24	<b>1'40.297</b>	21.110	31.980	15.215	31.992	301.6							
25	<b>1'40.960</b>	21.268	32.112	15.334	32.246	301.6							
	<b>5th</b>	<b>44</b>	<b>Poi ESPARGARO</b>	KTM	SPA								
			Red Bull KTM Factory Racing										
				Runs=4	Total laps=23	Full laps=15							
	<b>Run # 1</b>	<i>Front Tyre</i>	<i>Slick-Soft</i>	<i>Rear Tyre</i>	<i>Slick-Hard</i>								
1	2'20.015	23.094	36.237	17.254	34.570								
2	<b>1'50.942</b>	23.317	36.706	16.999	33.920	257.7							
3	<b>1'46.323</b>	23.186	34.185	16.059	32.893	273.4							
4	<b>1'43.645</b>	21.636	33.014	15.933	33.062	299.1							
5	<b>1'42.724</b>	21.697	32.682	15.693	32.652	297.5							
6	1'57.385 P	24.909*	37.035	17.311	38.130	306.8							
	<b>Run # 2</b>	<i>Front Tyre</i>	<i>Slick-Soft</i>	<i>Rear Tyre</i>	<i>Slick-Hard</i>								
7	11'41.720	21.851	34.989	16.608	33.843								
8	<b>1'44.538</b>	21.677	33.295	15.963	33.603	293.4							
9	<b>1'42.294</b>	21.429	32.631	15.633	32.601	309.4							
10	1'49.987 *	23.938*	36.505	16.241	33.303	316.7							
11	<b>1'42.535</b>	21.423	32.746	15.618	32.748	306.8							
12	<b>1'41.885</b>	21.215	32.594	15.559	32.517	315.7							
13	<b>1'43.798</b>	21.376	33.332	16.031	33.059	305.9							
14	<b>1'41.623</b>	21.332	32.373	15.483	32.435	311.2							
15	<b>1'41.612</b>	21.397	32.385	15.447	32.383	291.8							
16	1'50.336 P	24.372*	33.568	16.136	36.260	308.5							
	<b>Run # 3</b>	<i>Front Tyre</i>	<i>Slick-Soft</i>	<i>Rear Tyre</i>	<i>Slick-Hard</i>								
17	18'05.108	21.439	34.517	16.425	33.509								
18	<b>1'43.830</b>	21.669	33.482	15.852	32.827	298.3							
19	1'47.179 P	21.405	32.703	16.102	36.969	314.8							
	<b>Run # 4</b>	<i>Front Tyre</i>	<i>Slick-Medium</i>	<i>Rear Tyre</i>	<i>Slick-Medium</i>								
20	6'03.104	23.067	33.579	15.908	32.989								
21	<b>1'41.556</b>	21.221	32.341	15.518	32.476	313.9							
22	<b>1'40.680</b>	20.989	32.032	15.410	32.249	313.9							
23	<b>1'45.705</b>	21.427	34.648	16.234	33.396	305.9							
	<b>6th</b>	<b>35</b>	<b>Cal CRUTCHLOW</b>	HONDA	GBR								
			LCR Honda CASTROL										
				Runs=4	Total laps=27	Full laps=17							
	<b>Run # 1</b>	<i>Front Tyre</i>	<i>Slick-Soft</i>	<i>Rear Tyre</i>	<i>Slick-Hard</i>								
1	2'28.311	23.941	37.681	19.396	35.223								

**Fastest Lap:** Miquel OLIVEIRA Red Bull KTM Tech 3 POR **1'40.122** 20.877 31.874 15.321 32.050

These data/results cannot be reproduced, stored and/or transmitted in whole or in part by any manner of electronic, mechanical, photocopying, recording, broadcasting or otherwise now known or herein after developed without the previous express consent by the copyright owner, except for reproduction in daily press and regular printed publications on sale to the public within 60 days of the event related to those data/results and always provided that copyright symbol appears together as follows below.  
© DORNA, 2020

Official MotoGP Timing by TISSOT  
www.motogp.com

Portimao, Friday, November 20, 2020

Page 2 of 8



# Free Practice Nr. 1

# MotoGP

Lap	Lap Time	T1	T2	T3	T4	Speed	Lap	Lap Time	T1	T2	T3	T4	Speed
2	1'47.801	23.285	34.417	16.267	33.832	283.4	14	7'42.505	23.061	33.960	15.962	33.357	
3	1'45.199	22.326	33.488	16.083	33.302	294.2	15	1'43.125	21.790	32.903	15.615	32.817	294.2
4	1'44.319	21.958	33.214	16.126	33.021	288.7	16	1'41.818	21.245	32.396	15.603	32.574	314.8
5	1'48.644	21.996	33.088	16.050	37.510	290.3	17	1'41.218	21.105	32.170	15.432	32.511	318.5
6	1'42.874	21.638	32.813	15.811	32.612	296.7	18	1'41.637	21.110	32.381	15.518	32.628	313.9
7	1'42.656	21.769	32.711	15.661	32.515	281.2	19	1'54.957 P	25.145*	33.823	16.568	39.421	310.3
8	1'57.552 P	26.206*	35.747	16.296	39.303	287.2							

Run #	2	Front Tyre	Slick-Soft	Rear Tyre	Slick-Hard	
8 Laps at start						
9	11'37.694	28.345	36.327	16.739	33.356	
10	1'46.705 *	22.002*	35.881	16.028	32.794	305.9
11	1'42.782	21.578	32.976	15.674	32.554	296.7
12	1'42.307	21.512	32.693	15.551	32.551	298.3
13	1'42.210	21.374	32.704	15.555	32.577	300.0
14	1'49.760 *	24.567*	34.915	16.625	33.653	303.3
15	1'42.042	21.478	32.631	15.499	32.434	297.5
16	1'42.126	21.528	32.652	15.524	32.422	299.1
17	2'02.171 P	25.668*	38.883	17.743	39.877	301.6

Run #	3	Front Tyre	Slick-Soft	Rear Tyre	Slick-Hard	
17 Laps at start						
18	9'32.558	22.780	36.815	16.635	34.298	
19	1'47.261 *	24.234*	33.835	15.986	33.206	304.2
20	1'45.912	21.323	33.086	17.714	33.789	302.5
21	1'49.175 P	21.390	32.903	16.379	38.503	305.9

Run #	4	Front Tyre	Slick-Medium	Rear Tyre	Slick-Medium	
New Tyre						
22	7'00.207	22.839	34.849	16.181	32.806	
23	1'54.011	24.394	38.973	17.340	33.304	305.9
24	1'46.905	24.826	33.569	15.768	32.742	288.7
25	1'41.070	21.146	32.201	15.405	32.318	298.3
26	1'40.695	21.212	32.034	15.361	32.088	292.6
27	1'41.800	21.503	32.255	15.514	32.528	291.8

**7th 36 Joan MIR** SUZUKI SPA  
Team SUZUKI ECSTAR  
Runs=4 Total laps=26 Full laps=19

Run #	1	Front Tyre	Slick-Soft	Rear Tyre	Slick-Hard	
New Tyre						
1	2'39.706	22.557	36.081	16.720	34.004	
2	1'44.794	21.940	33.566	16.178	33.110	290.3
3	1'43.169	21.432	32.865	15.985	32.887	311.2
4	1'43.505	22.090	32.826	15.780	32.809	278.3
5	1'42.622	21.472	32.711	15.710	32.729	309.4
6	1'42.452	21.381	32.485	15.786	32.800	305.9
7	1'42.480	21.391	32.337	15.610	33.142	292.6
8	2'02.153 P	27.735*	34.923	16.258	43.237	305.9

Run #	2	Front Tyre	Slick-Soft	Rear Tyre	Slick-Hard	
8 Laps at start						
9	13'41.456	24.379	33.619	15.907	33.148	
10	1'41.974	21.337	32.378	15.648	32.611	304.2
11	1'41.595	21.254	32.347	15.531	32.463	309.4
12	1'41.517	21.182	32.311	15.477	32.547	316.7
13	1'45.796 P	21.121	32.032	15.598	37.045	313.0

Run #	3	Front Tyre	Slick-Soft	Rear Tyre	Slick-Hard	
13 Laps at start						

Run #	4	Front Tyre	Slick-Medium	Rear Tyre	Slick-Medium	
New Tyre						
20	9'20.322	27.223	33.897	15.862	32.968	
21	1'41.484	21.255	32.358	15.532	32.339	307.6
22	1'43.921	21.964	33.760	15.601	32.596	294.2
23	1'41.162	21.161	32.165	15.501	32.335	309.4
24	1'45.125	21.194	34.809	16.411	32.711	320.4
25	1'40.856	21.060	32.086	15.374	32.336	315.7
26	1'44.290	22.902	33.282	15.651	32.455	307.6

**8th 20 Fabio QUARTARARO** YAMAHA FRA  
Petronas Yamaha SRT  
Runs=4 Total laps=29 Full laps=22

Run #	1	Front Tyre	Slick-Soft	Rear Tyre	Slick-Hard	
New Tyre						
1	2'56.964	22.496	36.179	18.000	35.052	
2	1'47.084	22.457	34.075	16.763	33.789	298.3
3	1'44.698	22.118	33.521	16.162	32.897	298.3
4	1'45.631	21.751	32.865	16.127	34.888	299.1
5	1'42.713	21.504	32.646	15.860	32.703	304.2
6	1'42.745	21.509	32.769	15.788	32.679	300.0
7	1'42.628	21.365	32.643	15.869	32.751	309.4
8	1'42.500	21.828	32.512	15.704	32.456	286.4
9	1'52.722 P	25.019*	33.125	15.886	38.692	320.4

Run #	2	Front Tyre	Slick-Soft	Rear Tyre	Slick-Hard	
9 Laps at start						
10	6'30.307	21.870	34.617	16.419	34.472	
11	1'42.955	21.357	33.242	15.805	32.551	298.3
12	1'41.929	21.212	32.574	15.771	32.372	319.5
13	1'41.784	21.182	32.484	15.627	32.491	313.9
14	1'41.794	21.148	32.368	15.630	32.648	319.5
15	1'41.721	21.148	32.461	15.631	32.481	317.6
16	1'48.779 P	21.193	32.536	16.661	38.389	313.0

Run #	3	Front Tyre	Slick-Medium	Rear Tyre	Slick-Medium	
New Tyre						
17	10'24.053	23.290	35.368	16.380	33.127	
18	1'41.684	21.258	32.587	15.609	32.230	306.8
19	1'40.877	21.001	32.178	15.465	32.233	313.0
20	1'41.067	21.191	32.115	15.568	32.193	315.7
21	1'41.251	21.116	32.225	15.595	32.315	312.1
22	1'50.922	21.926	40.075	16.068	32.853	303.3
23	1'41.570	21.170	32.365	15.627	32.408	309.4
24	1'49.073 P	21.315	32.402	15.636	39.720	310.3

Run #	4	Front Tyre	Slick-Medium	Rear Tyre	Slick-Medium	
8 Laps at start						
25	7'34.838	23.637	35.968	16.387	34.204	
26	1'42.095	21.360	32.586	15.689	32.460	308.5
27	1'46.095	24.235	33.272	15.798	32.790	316.7
28	1'42.232	21.327	32.547	15.661	32.697	306.8

**Fastest Lap:** Miquel OLIVEIRA Red Bull KTM Tech 3 POR **1'40.122** 20.877 31.874 15.321 32.050

These data/results cannot be reproduced, stored and/or transmitted in whole or in part by any manner of electronic, mechanical, photocopying, recording, broadcasting or otherwise now known or herein after developed without the previous express consent by the copyright owner, except for reproduction in daily press and regular printed publications on sale to the public within 60 days of the event related to those data/results and always provided that copyright symbol appears together as follows below.  
© DORNA, 2020

Official MotoGP Timing by TISSOT  
www.motogp.com



Portimao, Friday, November 20, 2020



# Free Practice Nr. 1

# MotoGP

Lap	Lap Time	T1	T2	T3	T4	Speed	Lap	Lap Time	T1	T2	T3	T4	Speed
29	2'07.642	22.130	36.059	19.249	50.204	309.4	<b>Run # 2</b>	<i>Front Tyre</i>	<i>Slick-Soft</i>	<i>Rear Tyre</i>	<i>Slick-Medium</i>		
<b>9th 30 Takaaki NAKAGAMI</b> HONDA JPN							9 Laps at start 9 Laps at start						
LCR Honda IDEMITSU													
Runs=3 Total laps=29 Full laps=22													
Run #	1	Front Tyre	Slick-Soft	Rear Tyre	Slick-Hard		Run #	3	Front Tyre	Slick-Soft	Rear Tyre	Slick-Hard	
			<b>New Tyre</b>		<b>New Tyre</b>					<b>New Tyre</b>		<b>New Tyre</b>	
1	2'30.454	23.437	36.683	17.476	34.979		14	7'03.201	22.771	34.409	16.073	32.697	
2	1'48.893	22.594	34.650	16.828	34.821	289.5	15	1'41.774	21.350	32.441	15.551	32.432	309.4
3	1'49.083	22.837	34.003	18.217	34.026	261.5	16	1'41.235	21.272	32.334	15.411	32.218	303.3
4	1'45.348	21.972	33.490	16.550	33.336	270.0	17	1'41.504	21.342	32.331	15.478	32.353	313.0
5	1'44.069	21.787	33.094	16.099	33.089	288.7	18	1'51.586 *	25.152 *	34.146	19.182	33.106	312.1
6	1'43.404	21.592	32.840	16.048	32.924	292.6	19	1'40.920	21.142	32.164	15.341	32.273	310.3
7	1'43.167	21.481	32.893	15.948	32.845	301.6	20	1'41.443	21.273	32.325	15.525	32.320	313.0
8	1'43.811	21.554	32.790	16.343	33.124	288.0	21	1'41.085	21.201	32.259	15.385	32.240	311.2
9	1'43.544	21.984	32.708	16.124	32.728	281.9	22	1'49.219 P	22.062	34.772	16.112	36.273	299.1
10	1'42.428	21.369	32.498	15.913	32.648	296.7	<b>Run # 4</b> <i>Front Tyre</i> <i>Slick-Soft</i> <i>Rear Tyre</i> <i>Slick-Hard</i>						
11	1'41.775	21.200	32.288	15.671	32.616	308.5	9 Laps at start 9 Laps at start						
12	1'54.765 P	22.915	35.103	17.114	39.633	305.9							
Run #	2	Front Tyre	Slick-Soft	Rear Tyre	Slick-Hard		Run #	4	Front Tyre	Slick-Soft	Rear Tyre	Slick-Hard	
			<b>12 Laps at start</b>		<b>12 Laps at start</b>					<b>9 Laps at start</b>		<b>9 Laps at start</b>	
13	14'13.118	24.520	36.189	17.250	35.145		23	8'34.140	23.668	34.278	16.353	32.746	
14	1'43.764	21.588	33.181	16.230	32.765	293.4	24	1'43.020	21.268	33.608	15.643	32.501	313.9
15	1'42.144	21.345	32.680	15.669	32.450	291.8	25	1'41.517	21.273	32.374	15.568	32.302	305.9
16	1'41.825	21.370	32.514	15.542	32.399	297.5	26	1'41.096	21.162	32.324	15.420	32.190	306.8
17	1'41.442	21.182	32.320	15.495	32.445	304.2	27	1'49.487	23.788	37.408	15.713	32.578	313.0
18	1'49.319 *	25.888 *	34.316	16.077	33.038	267.3	28	1'43.270	21.324	33.364	15.866	32.716	313.9
19	1'41.594	21.193	32.423	15.572	32.406	305.0	29	1'42.180	21.408	32.735	15.642	32.395	308.5
20	1'51.548	22.580	36.185	19.671	33.112	307.6	<b>11th 42 Alex RINS</b> SUZUKI SPA						
21	1'41.334	21.112	32.241	15.499	32.482	301.6	Team SUZUKI ECSTAR						
22	1'41.406	21.041	32.381	15.560	32.424	306.8	Runs=4 Total laps=26 Full laps=18						
23	1'53.941 P	23.636 *	34.511	16.901	38.893	313.0							
Run #	3	Front Tyre	Slick-Medium	Rear Tyre	Slick-Medium		Run #	1	Front Tyre	Slick-Soft	Rear Tyre	Slick-Medium	
			<b>New Tyre</b>		<b>New Tyre</b>					<b>New Tyre</b>		<b>New Tyre</b>	
24	8'18.541	26.200	36.406	16.743	33.950		1	2'27.003	22.309	35.614	17.077	34.542	
25	1'43.231	21.555	33.042	15.748	32.886	303.3	2	1'45.301	22.048	33.998	16.125	33.130	292.6
26	1'43.050 *	22.131 *	32.815	15.544	32.560	314.8	3	1'43.484	21.717	32.837	15.848	33.082	300.8
27	1'41.186	21.182	32.297	15.482	32.225	300.0	4	1'43.240	21.517	32.849	15.849	33.025	291.1
28	1'45.937	21.088	36.260	15.846	32.743	301.6	5	1'41.991	21.412	32.355	15.651	32.573	307.6
29	1'40.878	21.077	32.162	15.388	32.251	299.1	6	1'45.669 *	23.440 *	33.078	16.091	33.060	300.8
Run #	1	Front Tyre	Slick-Soft	Rear Tyre	Slick-Medium		Run #	2	Front Tyre	Slick-Soft	Rear Tyre	Slick-Medium	
			<b>New Tyre</b>		<b>New Tyre</b>					<b>New Tyre</b>		<b>New Tyre</b>	
10	13'35.263	23.908	34.285	16.301	33.530		10	13'35.263	23.908	34.285	16.301	33.530	
11	1'42.481	21.291	32.650	15.728	32.812	311.2	11	1'42.481	21.291	32.650	15.728	32.812	311.2
12	1'43.157	21.426	32.830	15.762	33.139	312.1	12	1'43.157	21.426	32.830	15.762	33.139	312.1
13	1'50.505 P	21.474	32.729	15.882	40.420	305.0	13	1'50.505 P	21.474	32.729	15.882	40.420	305.0
Run #	3	Front Tyre	Slick-Medium	Rear Tyre	Slick-Hard		Run #	3	Front Tyre	Slick-Medium	Rear Tyre	Slick-Hard	
			<b>New Tyre</b>		<b>New Tyre</b>					<b>New Tyre</b>		<b>New Tyre</b>	
14	7'05.227	23.345	35.769	16.695	34.171		14	7'05.227	23.345	35.769	16.695	34.171	
15	1'45.289	21.632	34.756	15.892	33.009	301.6	15	1'45.289	21.632	34.756	15.892	33.009	301.6
16	1'42.240	21.366	32.388	15.693	32.793	310.3	16	1'42.240	21.366	32.388	15.693	32.793	310.3
17	1'41.791	21.359	32.409	15.516	32.507	300.0	17	1'41.791	21.359	32.409	15.516	32.507	300.0
18	1'41.262	21.204	32.181	15.392	32.485	312.1	18	1'41.262	21.204	32.181	15.392	32.485	312.1
19	1'41.243	21.129	32.115	15.452	32.547	310.3	19	1'41.243	21.129	32.115	15.452	32.547	310.3

**Fastest Lap:** Miquel OLIVEIRA Red Bull KTM Tech 3 POR 1'40.122 20.877 31.874 15.321 32.050

These data/results cannot be reproduced, stored and/or transmitted in whole or in part by any manner of electronic, mechanical, photocopying, recording, broadcasting or otherwise now known or herein after developed without the previous express consent by the copyright owner, except for reproduction in daily press and regular printed publications on sale to the public within 60 days of the event related to those data/results and always provided that copyright symbol appears together as follows below.  
© DORNA, 2020

Official MotoGP Timing by TISSOT  
www.motogp.com



# Free Practice Nr. 1

MotoGP

Lap	Lap Time	T1	T2	T3	T4	Speed	Lap	Lap Time	T1	T2	T3	T4	Speed
20	<b>1'41.135</b>	21.034	32.143	15.454	32.504	308.5	5	1'49.103 *	25.541*	34.196	16.120	33.246	308.5
21	1'55.313 P	25.315	36.098	16.561	37.339	311.2	6	<b>1'43.209</b>	21.616	32.873	15.874	32.846	298.3
<b>Run # 4</b>		<b>Front Tyre Slick-Medium</b>		<b>Rear Tyre Slick-Hard</b>			<b>Run # 7</b>		<b>Front Tyre Slick-Medium</b>		<b>Rear Tyre Slick-Hard</b>		
		<b>8 Laps at start</b>				<b>8 Laps at start</b>							
22	9'22.525	23.479	34.065	16.409	33.309		7	<b>1'42.545</b>	21.518	32.589	15.700	32.738	308.5
23	<b>1'41.464</b>	21.162	32.427	15.467	32.408	316.7	8	1'56.432 *	24.758*	36.087	19.432	36.155	302.5
24	<b>1'44.772</b>	22.947	32.855	15.879	33.091	<b>317.6</b>	9	<b>1'42.102</b>	21.351	32.473	15.671	32.607	302.5
25	<b>1'41.156</b>	21.164	32.192	15.402	32.398	310.3	10	<b>1'45.725</b>	21.247	33.814	16.254	34.410	306.8
26	<b>1'40.960</b>	<b>21.023</b>	32.246	15.415	<b>32.276</b>	305.0	11	<b>1'41.983</b>	21.353	32.378	15.663	32.589	303.3
							12	<b>1'47.803</b>	22.395	35.651	16.291	33.466	304.2
							13	1'52.445 P	23.976*	34.461	16.241	37.767	316.7

## 12th **4** Andrea DOVIZIOSO

Ducati Team DUCATI ITA

Runs=4 Total laps=25 Full laps=16

Run #	Front Tyre	Slick-Soft	Rear Tyre	Slick-Medium	Speed
		<b>New Tyre</b>		<b>New Tyre</b>	
1	2'19.913	23.615	36.369	17.293	34.647
2	<b>1'48.121</b>	23.069	34.757	16.633	33.662 262.1
3	<b>1'44.126</b>	21.870	33.226	16.111	32.919 296.7
4	<b>1'43.362</b>	21.508	33.089	15.959	32.806 304.2
5	<b>1'42.892</b>	21.634	32.843	15.761	32.654 302.5
6	1'51.295 P	22.439	33.301	15.790	39.765 305.0
<b>Run # 2</b>		<b>Front Tyre Slick-Soft</b>		<b>Rear Tyre Slick-Medium</b>	
		<b>6 Laps at start</b>			
7	12'17.221	23.759	35.697	16.907	33.926
8	<b>1'44.687</b>	21.986	33.855	16.108	32.738 301.6
9	<b>1'43.290</b>	21.521	32.866	16.037	32.866 313.9
10	1'44.727 *	22.655*	33.216	15.826	33.030 317.6
11	1'46.882 P	21.790	33.172	16.060	35.860 297.5
<b>Run # 3</b>		<b>Front Tyre Slick-Medium</b>		<b>Rear Tyre Slick-Hard</b>	
		<b>New Tyre</b>			
12	9'54.317	23.458	35.922	16.842	33.570
13	<b>1'43.769</b>	21.514	33.004	16.237	33.014 313.0
14	<b>1'44.609</b>	21.256	34.146	16.226	32.981 316.7
15	<b>1'42.047</b>	21.258	32.699	15.670	32.420 313.0
16	<b>1'45.769</b>	21.218	34.972	16.479	33.100 312.1
17	<b>1'41.907</b>	21.137	32.699	15.631	32.440 312.1
18	1'53.104 *	25.170*	34.187	16.653	37.094 <b>322.3</b>
19	<b>1'41.505</b>	21.171	32.368	15.518	32.448 307.6
20	1'46.594 P	21.154	32.362	15.435	37.643 302.5
<b>Run # 4</b>		<b>Front Tyre Slick-Medium</b>		<b>Rear Tyre Slick-Hard</b>	
		<b>9 Laps at start</b>			
21	10'24.653	21.351	36.888	15.802	32.569
22	<b>1'40.961</b>	20.981	<b>32.257</b>	15.563	<b>32.160</b> 314.8
23	<b>1'46.998</b>	21.067	33.369	18.442	34.120 310.3
24	<b>1'41.176</b>	<b>20.971</b>	32.390	<b>15.370</b>	32.445 304.2
25	<b>1'51.006</b>	23.907	36.823	16.496	33.780 317.6

## 13th **21** Franco MORBIDELLI

Petronas Yamaha SRT YAMAHA ITA

Runs=3 Total laps=27 Full laps=18

Run #	Front Tyre	Slick-Soft	Rear Tyre	Slick-Soft	Speed
		<b>New Tyre</b>		<b>New Tyre</b>	
1	2'03.017	24.153	36.985	17.298	35.314
2	<b>1'47.609</b>	23.010	34.425	16.456	33.718 288.0
3	<b>1'43.900</b>	21.881	33.092	15.892	33.035 293.4
4	<b>1'43.511</b>	21.832	32.956	15.852	32.871 297.5

## Run # 2

Run #	Front Tyre	Slick-Medium	Rear Tyre	Slick-Medium	Speed
		<b>New Tyre</b>		<b>New Tyre</b>	
14	15'02.088	22.837	36.569	16.404	33.331
15	<b>1'42.018</b>	21.300	32.645	15.561	32.512 306.8
16	<b>1'41.480</b>	21.221	32.236	15.650	32.373 306.8
17	<b>1'41.375</b>	21.188	32.266	15.585	<b>32.336</b> 301.6
18	<b>1'49.072</b>	21.274	32.240	15.574	39.984 305.9
19	1'45.015 *	22.072*	34.154	16.040	32.749 312.1
20	<b>1'41.167</b>	<b>21.142</b>	<b>32.159</b>	<b>15.478</b>	32.388 311.2
21	1'48.517 *	24.623*	34.597	16.419	32.878 <b>317.6</b>
22	1'51.335 P	21.203	34.758	16.755	38.619 309.4

## Run # 3

Run #	Front Tyre	Slick-Medium	Rear Tyre	Slick-Medium	Speed
		<b>9 Laps at start</b>			
23	10'52.451	22.384	33.987	16.200	33.006
24	<b>1'41.707</b>	21.199	32.354	15.633	32.521 313.9
25	<b>1'50.759</b>	25.767	34.387	16.780	33.825 317.6
26	<b>1'51.457</b>	21.243	36.494	17.438	36.282 305.9
27	<b>1'42.618</b>	21.559	32.706	15.675	32.678 303.3

## 14th **5** Johann ZARCO

Esponsorama Racing DUCATI FRA

Runs=4 Total laps=29 Full laps=22

Run #	Front Tyre	Slick-Soft	Rear Tyre	Slick-Hard	Speed
		<b>New Tyre</b>		<b>New Tyre</b>	
1	2'19.436	23.772	36.662	17.199	34.478
2	<b>1'47.031</b>	23.382	34.224	16.171	33.254 262.1
3	<b>1'44.165</b>	21.790	33.283	16.199	32.893 286.4
4	<b>1'43.282</b>	22.226	32.745	15.831	32.480 307.6
5	<b>1'46.421</b>	21.975	35.890	15.855	32.701 284.2
6	<b>1'42.460</b>	21.478	32.540	15.714	32.728 294.2
7	<b>1'42.302</b>	21.519	32.442	15.646	32.695 291.1
8	1'58.028 P	23.050	39.558	16.937	38.483 288.0

## Run # 2

Run #	Front Tyre	Slick-Soft	Rear Tyre	Slick-Hard	Speed
		<b>8 Laps at start</b>		<b>8 Laps at start</b>	
9	11'02.991	22.767	40.194	16.686	34.401
10	<b>1'43.010</b>	21.766	32.867	15.600	32.777 295.8
11	<b>1'42.008</b>	21.322	32.439	15.561	32.686 300.0
12	<b>1'42.163</b>	21.452	32.493	15.509	32.709 300.8
13	<b>1'42.417</b>	21.649	32.417	15.615	32.736 294.2
14	<b>1'45.092</b>	22.297	33.632	15.986	33.177 305.9
15	<b>1'41.856</b>	21.531	32.492	15.469	32.364 291.8
16	<b>1'46.351</b>	21.470	33.637	17.369	33.875 296.7
17	<b>1'41.734</b>	21.444	32.352	15.489	32.449 298.3
18	1'55.616 P	22.827	36.851	16.868	39.070 294.2

**Fastest Lap:** Miquel OLIVEIRA Red Bull KTM Tech 3 POR **1'40.122** 20.877 31.874 15.321 32.050

These data/results cannot be reproduced, stored and/or transmitted in whole or in part by any manner of electronic, mechanical, photocopying, recording, broadcasting or otherwise now known or herein after developed without the previous express consent by the copyright owner, except for reproduction in daily press and regular printed publications on sale to the public within 60 days of the event related to those data/results and always provided that copyright symbol appears together as follows below.  
© DORNA, 2020



# Free Practice Nr. 1

# MotoGP

Lap	Lap Time	T1	T2	T3	T4	Speed	Lap	Lap Time	T1	T2	T3	T4	Speed
<b>Run # 3</b>	<i>Front Tyre</i>	<b>Slick-Medium</b>	<i>Rear Tyre</i>	<b>Slick-Medium</b>			29	<b>1'44.801</b>	21.300	33.340	15.886	34.275	302.5
		<b>New Tyre</b>		<b>New Tyre</b>			30	<b>1'42.008</b>	21.216	32.700	15.688	32.404	303.3
19	8'39.164	21.864	35.767	16.224	33.125		31	<b>1'42.186</b>	21.217	32.608	15.663	32.698	304.2
20	<b>1'42.398</b>	21.687	32.592	15.632	32.487	311.2							
21	<b>1'41.312</b>	21.207	32.251	15.458	32.396	312.1							
22	<b>1'41.181</b>	21.127	32.171	15.530	32.353	314.8							
23	<b>1'41.360</b>	21.208	32.165	15.511	32.476	309.4							
24	1'51.893 P	21.280	33.759	19.148	37.706	304.2							
<b>Run # 4</b>	<i>Front Tyre</i>	<b>Slick-Medium</b>	<i>Rear Tyre</i>	<b>Slick-Medium</b>									
		<b>6 Laps at start</b>		<b>6 Laps at start</b>									
25	5'50.168	32.184	36.969	16.742	33.887								
26	<b>1'43.425</b>	21.895	33.141	15.634	32.755	303.3							
27	<b>1'41.988</b>	21.309	32.526	15.647	32.506	313.0							
28	<b>1'41.930</b>	21.422	32.417	15.534	32.557	299.1							
29	<b>1'42.642</b>	21.498	32.348	15.731	33.065	312.1							
<b>15th 73</b>	<b>Alex MARQUEZ</b>		HONDA		SPA								
	Repsol Honda Team												
		Runs=4	Total laps=31	Full laps=23									
<b>Run # 1</b>	<i>Front Tyre</i>	<b>Slick-Soft</b>	<i>Rear Tyre</i>	<b>Slick-Hard</b>									
		<b>New Tyre</b>		<b>New Tyre</b>									
1	2'19.263	24.492	36.973	17.634	35.231								
2	<b>1'47.117</b>	22.841	34.086	16.572	33.618	288.7							
3	<b>1'44.174</b>	21.680	33.410	16.047	33.037	300.0							
4	<b>1'43.279</b>	21.918	32.925	15.787	32.649	304.2							
5	<b>1'42.412</b>	21.427	32.645	15.703	32.637	306.8							
6	1'47.048 *	23.045*	35.264	16.061	32.678	313.0							
7	<b>1'42.647</b>	21.325	32.556	15.644	33.122	301.6							
8	<b>1'42.079</b>	21.382	32.513	15.769	32.415	297.5							
9	<b>1'41.810</b>	21.225	32.452	15.623	32.510	309.4							
10	1'51.144 P	22.296	34.200	16.273	38.375	313.0							
<b>Run # 2</b>	<i>Front Tyre</i>	<b>Slick-Soft</b>	<i>Rear Tyre</i>	<b>Slick-Hard</b>									
		<b>10 Laps at start</b>		<b>10 Laps at start</b>									
11	9'08.622	22.554	34.462	16.373	33.517								
12	<b>1'43.412</b>	21.320	33.232	16.033	32.827	311.2							
13	<b>1'42.466</b>	21.197	32.854	15.693	32.722	312.1							
14	<b>1'42.401</b>	21.302	32.805	15.636	32.658	312.1							
15	<b>1'48.127</b>	21.918	33.334	17.114	35.761	302.5							
16	<b>1'42.772</b>	21.355	32.676	15.919	32.822	302.5							
17	<b>1'42.420</b>	21.308	32.864	15.685	32.563	315.7							
18	<b>1'42.392</b>	21.265	32.742	15.695	32.690	306.8							
19	1'49.352 P	22.006	33.641	16.498	37.207	308.5							
<b>Run # 3</b>	<i>Front Tyre</i>	<b>Slick-Medium</b>	<i>Rear Tyre</i>	<b>Slick-Medium</b>									
		<b>New Tyre</b>		<b>New Tyre</b>									
20	7'52.933	22.822	35.234	16.819	33.821								
21	<b>1'42.652</b>	21.331	32.973	15.721	32.627	307.6							
22	<b>1'41.228</b>	20.959	32.401	15.542	32.326	319.5							
23	<b>1'45.783</b>	24.098	33.476	15.700	32.509	312.1							
24	<b>1'41.664</b>	21.301	32.484	15.651	32.228	310.3							
25	<b>1'41.326</b>	21.078	32.425	15.588	32.235	311.2							
26	1'52.338 P	21.245	37.420	16.852	36.821	311.2							
<b>Run # 4</b>	<i>Front Tyre</i>	<b>Slick-Medium</b>	<i>Rear Tyre</i>	<b>Slick-Medium</b>									
		<b>7 Laps at start</b>		<b>7 Laps at start</b>									
27	5'08.780	22.728	36.193	17.156	33.643								
28	<b>1'45.294</b>	21.485	33.137	16.536	34.136	310.3							
<b>16th 43</b>	<b>Jack MILLER</b>		DUCATI		AUS								
	Pramac Racing												
		Runs=4	Total laps=26	Full laps=16									
<b>Run # 1</b>	<i>Front Tyre</i>	<b>Slick-Soft</b>	<i>Rear Tyre</i>	<b>Slick-Hard</b>									
		<b>New Tyre</b>		<b>New Tyre</b>									
1	2'19.061	23.479	35.761	17.190	34.837								
2	<b>1'46.199</b>	22.093	33.962	16.367	33.777	305.0							
3	<b>1'44.492</b>	21.737	33.256	16.084	33.415	310.3							
4	<b>1'43.189</b>	21.503	32.701	15.898	33.087	307.6							
5	1'47.118 *	25.119*	33.238	15.886	32.875	316.7							
6	<b>1'41.875</b>	21.200	32.444	15.594	32.637	303.3							
7	<b>1'49.627</b>	21.229	38.448	16.608	33.342	310.3							
8	<b>1'41.584</b>	21.221	32.277	15.542	32.544	308.5							
9	1'49.073 P	21.634	33.915	16.356	37.168	302.5							
<b>Run # 2</b>	<i>Front Tyre</i>	<b>Slick-Soft</b>	<i>Rear Tyre</i>	<b>Slick-Hard</b>									
		<b>9 Laps at start</b>		<b>9 Laps at start</b>									
10	15'15.718	24.202	34.949	17.252	39.909								
11	<b>1'48.090</b>	21.395	37.060	16.407	33.228	306.8							
12	<b>1'42.497</b>	21.292	32.378	15.581	33.246	300.8							
13	<b>1'41.440</b>	21.113	32.272	15.541	32.514	313.9							
14	1'47.690 *	24.613*	33.215	16.234	33.628	318.5							
15	1'50.582 P	24.302	33.309	16.247	36.724	322.3							
<b>Run # 3</b>	<i>Front Tyre</i>	<b>Slick-Medium</b>	<i>Rear Tyre</i>	<b>Slick-Medium</b>									
		<b>New Tyre</b>		<b>New Tyre</b>									
16	10'25.488	22.958	34.673	16.427	35.745								
17	<b>1'45.966</b>	21.340	32.880	15.731	36.015	299.1							
18	<b>1'43.341</b>	21.107	33.176	15.970	33.088	311.2							
19	<b>1'43.430</b>	21.245	33.066	16.044	33.075	328.2							
20	<b>1'45.157</b>	23.275	33.208	15.759	32.915	327.2							
21	<b>1'41.271</b>	21.053	32.158	15.590	32.470	314.8							
22	1'45.327 P	21.003	32.227	15.490	36.607	313.0							
<b>Run # 4</b>	<i>Front Tyre</i>	<b>Slick-Medium</b>	<i>Rear Tyre</i>	<b>Slick-Medium</b>									
		<b>7 Laps at start</b>		<b>New Tyre</b>									
23	5'00.482 *	21.773	33.915	15.724	42.772*								
24	<b>1'45.130</b>	21.071	36.270	15.498	32.291	312.1							
25	1'39.607 *	20.836*	31.635	15.174	31.962	316.7							
26	<b>1'41.498</b>	21.396	31.951	15.718	32.433	287.2							
<b>17th 63</b>	<b>Francesco BAGNAIA</b>		DUCATI		ITA								
	Pramac Racing												
		Runs=3	Total laps=25	Full laps=18									
<b>Run # 1</b>	<i>Front Tyre</i>	<b>Slick-Soft</b>	<i>Rear Tyre</i>	<b>Slick-Hard</b>									
		<b>New Tyre</b>		<b>New Tyre</b>									
1	2'25.333	22.898	36.713	17.585	36.083								
2	<b>1'48.985</b>	23.015	34.947	16.512	34.511	279.7							
3	<b>1'46.324</b>	21.970	33.876	16.252	34.226	299.1							
4	<b>1'44.667</b>	21.707	33.450	16.028	33.482	303.3							
5	<b>1'44.841</b>	22.127	33.217	16.299	33.198	301.6							
6	<b>1'43.470</b>	21.494	32.879	15.916	33.181	294.2							
7	<b>1'43.144</b>	21.344	32.804	15.892	33.104	308.5							
8	1'47.237 *	24.477*	33.568	15.944	33.248	318.5							
9	<b>1'42.911</b>	21.617	32.671	15.696	32.927	298.3							

**Fastest Lap:** Miquel OLIVEIRA Red Bull KTM Tech 3 POR **1'40.122** 20.877 31.874 15.321 32.050

These data/results cannot be reproduced, stored and/or transmitted in whole or in part by any manner of electronic, mechanical, photocopying, recording, broadcasting or otherwise now known or herein after developed without the previous express consent by the copyright owner, except for reproduction in daily press and regular printed publications on sale to the public within 60 days of the event related to those data/results and always provided that copyright symbol appears together as follows below.  
© DORNA, 2020

Official MotoGP Timing by TISSOT  
www.motogp.com



Portimao, Friday, November 20, 2020

Page 6 of 8



# Free Practice Nr. 1

# MotoGP

Lap	Lap Time	T1	T2	T3	T4	Speed	Lap	Lap Time	T1	T2	T3	T4	Speed	
10	1'48.559	P	21.348	32.657	15.712	38.842	305.9	24	<b>1'55.286</b>	21.266	36.830	16.684	40.506	312.1
<b>Run # 2</b>	<b>Front Tyre</b>	<b>Slick-Soft</b>	<b>Rear Tyre</b>	<b>Slick-Hard</b>										
		10 Laps at start		10 Laps at start										
11	18'17.858		24.241	36.498	17.087	34.228								
12	<b>1'44.516</b>		21.832	33.045	16.038	33.601	310.3							
13	<b>1'43.000</b>		21.566	32.725	15.714	32.995	295.0							
14	<b>1'42.713</b>		21.315	32.713	15.627	33.058	304.2							
15	1'46.157	*	24.193*	32.956	15.815	33.193	316.7							
16	<b>1'51.701</b>		21.261	39.802	16.848	33.790	312.1							
17	1'47.595	P	21.390	32.846	15.915	37.444	306.8							
<b>Run # 3</b>	<b>Front Tyre</b>	<b>Slick-Medium</b>	<b>Rear Tyre</b>	<b>Slick-Medium</b>										
		New Tyre		New Tyre										
18	11'09.296		26.154	35.517	16.743	34.071								
19	<b>1'42.633</b>		21.437	32.682	15.588	32.926	305.9							
20	<b>1'43.200</b>		21.102	33.560	15.735	32.803	314.8							
21	<b>1'42.106</b>		21.345	32.509	15.527	32.725	317.6							
22	<b>1'41.433</b>	21.073	<b>32.344</b>	<b>15.402</b>	<b>32.614</b>	317.6								
23	<b>1'51.490</b>		24.311	34.859	16.613	35.707	<b>320.4</b>							
24	<b>1'43.303</b>		21.280	32.830	15.596	33.597	305.0							
25	<b>1'42.429</b>		21.166	32.695	15.702	32.866	313.0							
<b>18th 9</b>	<b>Daniilo PETRUCCI</b>	DUCATI		ITA										
	Ducati Team	Runs=4		Total laps=26		Full laps=17								
<b>Run # 1</b>	<b>Front Tyre</b>	<b>Slick-Soft</b>	<b>Rear Tyre</b>	<b>Slick-Medium</b>										
		New Tyre		New Tyre										
1	2'28.210		24.446	36.490	18.479	35.760								
2	<b>1'47.895</b>		22.606	34.739	16.408	34.142	303.3							
3	<b>1'45.113</b>		21.954	33.715	16.065	33.379	306.8							
4	<b>1'44.223</b>		21.774	33.077	16.024	33.348	297.5							
5	<b>1'44.434</b>		21.794	33.140	16.135	33.365	314.8							
6	<b>1'43.809</b>		21.877	33.106	15.830	32.996	305.9							
7	<b>1'43.192</b>		21.678	32.630	15.885	32.999	299.1							
8	1'59.560	P	24.802*	35.423	18.459	40.876	313.0							
<b>Run # 2</b>	<b>Front Tyre</b>	<b>Slick-Soft</b>	<b>Rear Tyre</b>	<b>Slick-Medium</b>										
		8 Laps at start		8 Laps at start										
9	9'40.176		23.112	33.935	16.177	33.527								
10	<b>1'43.452</b>		21.504	32.943	15.902	33.103	317.6							
11	<b>1'43.381</b>		21.547	32.726	15.911	33.197	309.4							
12	<b>1'46.680</b>		21.897	34.491	16.538	33.754	315.7							
13	<b>1'48.141</b>		21.578	33.052	16.976	36.535	310.3							
14	1'57.327	P	21.655	35.907	17.937	41.828	298.3							
<b>Run # 3</b>	<b>Front Tyre</b>	<b>Slick-Medium</b>	<b>Rear Tyre</b>	<b>Slick-Hard</b>										
		New Tyre		New Tyre										
15	10'50.664		23.159	33.713	16.418	33.529								
16	<b>1'42.975</b>		21.528	32.507	15.693	33.247	313.9							
17	<b>1'42.537</b>		21.369	32.672	15.651	32.845	312.1							
18	1'46.533	*	22.721*	33.639	16.307	33.866	322.3							
19	<b>1'41.928</b>		21.311	<b>32.289</b>	15.629	32.699	315.7							
20	1'49.420	*	23.120*	34.303	17.694	34.303	<b>324.3</b>							
21	<b>1'41.947</b>		21.296	32.448	<b>15.582</b>	<b>32.621</b>	314.8							
22	1'55.603	P	22.389	34.984	17.528	40.702	313.9							
<b>Run # 4</b>	<b>Front Tyre</b>	<b>Slick-Medium</b>	<b>Rear Tyre</b>	<b>Slick-Hard</b>										
		8 Laps at start		8 Laps at start										
23	8'04.180		23.369	38.503	18.605	36.644								
<b>19th 46</b>	<b>Valentino ROSSI</b>	YAMAHA		ITA										
	Monster Energy Yamaha MotoGP	Runs=4		Total laps=26		Full laps=18								
<b>Run # 1</b>	<b>Front Tyre</b>	<b>Slick-Soft</b>	<b>Rear Tyre</b>	<b>Slick-Medium</b>										
		New Tyre		New Tyre										
1	2'03.203		22.890	36.621	17.414	35.013								
2	<b>1'47.801</b>		23.178	34.505	16.358	33.760	266.6							
3	<b>1'44.077</b>		22.112	33.264	15.798	32.903	286.4							
4	<b>1'43.612</b>		21.783	33.129	15.809	32.891	297.5							
5	<b>1'44.285</b>		21.720	32.930	16.037	33.598	310.3							
6	<b>1'43.382</b>		21.692	32.795	15.886	33.009	306.8							
7	1'52.980	P	23.257	36.144	16.468	37.111	284.2							
<b>Run # 2</b>	<b>Front Tyre</b>	<b>Slick-Soft</b>	<b>Rear Tyre</b>	<b>Slick-Medium</b>										
		7 Laps at start		7 Laps at start										
8	7'11.731		23.022	35.088	16.717	33.891								
9	<b>1'44.355</b>		21.955	33.166	16.076	33.158	282.7							
10	1'53.677	*	25.647*	36.261	17.353	34.416	<b>317.6</b>							
11	<b>1'43.563</b>		21.729	33.031	15.964	32.839	297.5							
12	<b>1'42.819</b>		21.606	32.742	15.721	32.750	305.9							
13	<b>1'43.622</b>		21.749	32.823	15.871	33.179	305.0							
14	1'52.326	P	25.190*	33.395	16.701	37.040	313.9							
<b>Run # 3</b>	<b>Front Tyre</b>	<b>Slick-Medium</b>	<b>Rear Tyre</b>	<b>Slick-Hard</b>										
		New Tyre		New Tyre										
15	14'38.450		22.420	34.179	16.812	35.208								
16	<b>1'44.061</b>		22.083	33.038	15.814	33.126	284.2							
17	<b>1'42.861</b>		21.718	32.567	15.765	32.811	299.1							
18	<b>1'42.825</b>		21.703	32.576	15.731	32.815	297.5							
19	<b>1'42.383</b>		21.359	32.541	15.626	32.857	313.0							
20	<b>1'42.342</b>		21.452	<b>32.455</b>	15.648	32.787	307.6							
21	1'55.593	P	23.359	36.114	18.138	37.982	300.8							
<b>Run # 4</b>	<b>Front Tyre</b>	<b>Slick-Medium</b>	<b>Rear Tyre</b>	<b>Slick-Hard</b>										
		7 Laps at start		7 Laps at start										
22	7'59.023		22.743	34.223	16.219	33.193								
23	<b>1'42.624</b>		21.541	32.722	15.658	32.703	308.5							
24	<b>1'43.591</b>		21.218	32.842	16.240	33.291	311.2							
25	<b>1'41.946</b>		21.230	32.588	<b>15.518</b>	<b>32.610</b>	313.9							
26	<b>1'55.884</b>		21.332	43.402	16.516	34.634	309.4							
<b>20th 33</b>	<b>Brad BINDER</b>	KTM		RSA										
	Red Bull KTM Factory Racing	Runs=4		Total laps=28		Full laps=19								
<b>Run # 1</b>	<b>Front Tyre</b>	<b>Slick-Soft</b>	<b>Rear Tyre</b>	<b>Slick-Hard</b>										
		New Tyre		New Tyre										
1	2'21.634		25.120	37.533	17.851	37.908								
2	1'48.023	*	23.078*	34.487	16.624	33.834	296.7							
3	<b>1'45.362</b>		22.275	33.293	16.228	33.566	279.7							
4	<b>1'44.006</b>		21.895	33.093	15.853	33.165	300.0							
5	<b>1'43.370</b>		21.812	32.870	15.812	32.876	291.1							
6	<b>1'54.483</b>		27.198	37.507	16.012	33.766	<b>315.7</b>							
7	<b>1'42.790</b>		21.706	32.701	15.657	32.726	277.6							
8	1'59.655	P	27.528	33.802	15.888	42.437	303.3							

**Fastest Lap:** Miquel OLIVEIRA Red Bull KTM Tech 3 POR **1'40.122** 20.877 31.874 15.321 32.050

These data/results cannot be reproduced, stored and/or transmitted in whole or in part by any manner of electronic, mechanical, photocopying, recording, broadcasting or otherwise now known or herein after developed without the previous express consent by the copyright owner, except for reproduction in daily press and regular printed publications on sale to the public within 60 days of the event related to those data/results and always provided that copyright symbol appears together as follows below.  
© DORNA, 2020

Official MotoGP Timing by TISSOT  
www.motogp.com

Portimao, Friday, November 20, 2020

Page 7 of 8



# Free Practice Nr. 1

# MotoGP

Lap	Lap Time	T1	T2	T3	T4	Speed	Lap	Lap Time	T1	T2	T3	T4	Speed
<b>Run # 2</b>	Front Tyre	Slick-Soft	Rear Tyre	Slick-Hard									
		8 Laps at start			8 Laps at start								
9	8'48.807	24.068	35.287	17.102	34.094								
10	<b>1'44.820</b>	22.391	33.407	15.961	33.061	278.3							
11	1'50.804 *	24.725*	33.260	19.317	33.502	313.9							
12	<b>1'48.201</b>	21.784	33.212	15.727	37.478	284.9							
13	<b>1'43.262</b>	21.701	33.037	15.664	32.860	281.9							
14	<b>1'42.938</b>	21.458	32.938	15.655	32.887	294.2							
15	1'49.470 P	23.319*	33.127	15.733	37.291	305.9							
<b>Run # 3</b>	Front Tyre	Slick-Soft	Rear Tyre	Slick-Medium									
		New Tyre		New Tyre									
16	10'19.974	24.455	34.783	16.130	33.507								
17	<b>1'43.958</b>	21.873	33.432	15.691	32.962	283.4							
18	<b>1'42.514</b>	21.418	32.650	15.652	32.794	295.8							
19	<b>1'51.705</b>	21.637	40.891	15.938	33.239	284.2							
20	<b>1'49.006</b>	21.851	32.726	18.502	35.927	281.9							
21	<b>1'42.434</b>	21.379	32.762	15.643	32.650	294.2							
22	<b>1'42.082</b>	21.385	32.662	<b>15.430</b>	<b>32.605</b>	302.5							
23	1'52.770 P	21.279	32.579	20.371	38.541	306.8							
<b>Run # 4</b>	Front Tyre	Slick-Soft	Rear Tyre	Slick-Medium									
		8 Laps at start			8 Laps at start								
24	6'03.598	22.134	33.839	15.909	32.963								
25	<b>1'42.529</b>	21.337	32.619	15.662	32.911	299.1							
26	<b>1'49.572</b>	21.466	32.533	15.683	39.890	298.3							
27	<b>1'51.162</b>	21.325	<b>32.422</b>	20.819	36.596	296.7							
28	<b>1'42.276</b>	<b>21.276</b>	32.524	15.641	32.835	301.6							
<b>Run # 1</b>	Front Tyre	Slick-Soft	Rear Tyre	Slick-Medium									
		New Tyre		New Tyre									
1	2'18.526	23.679	39.094	18.162	36.640								
2	<b>1'50.367</b>	23.862	35.195	16.548	34.762	266.6							
3	<b>1'46.824</b>	22.249	33.853	16.623	34.099	283.4							
4	<b>1'45.478</b>	22.290	33.506	16.080	33.602	266.6							
5	<b>1'44.861</b>	22.021	33.133	16.183	33.524	281.2							
6	<b>1'53.047</b>	21.959	33.570	16.282	41.236	292.6							
7	<b>1'44.596</b>	22.045	33.178	16.044	33.329	279.7							
8	<b>1'44.482</b>	21.965	32.987	16.105	33.425	285.7							
9	1'50.529 P	23.074*	33.292	16.174	37.989	288.0							
<b>Run # 2</b>	Front Tyre	Slick-Soft	Rear Tyre	Slick-Medium									
		9 Laps at start			9 Laps at start								
10	9'07.975	24.395	35.954	17.440	39.851								
11	<b>1'45.556</b>	22.173	33.478	16.347	33.558	280.5							
12	<b>1'50.714</b>	21.878	33.588	16.440	38.808	293.4							
13	1'52.724 P	22.248	34.351	17.096	39.029	287.2							
<b>Run # 3</b>	Front Tyre	Slick-Soft	Rear Tyre	Slick-Hard									
		13 Laps at start			New Tyre								
14	7'06.998	24.734	35.037	16.572	33.761								
15	<b>1'45.331</b>	21.886	33.501	16.275	33.669	294.2							
16	<b>1'57.358</b>	22.136	37.821	18.991	38.410	289.5							
17	<b>1'44.957</b>	21.986	33.730	16.171	33.070	290.3							
18	<b>1'44.206</b>	22.044	33.011	15.965	33.186	282.7							
19	<b>1'44.389</b>	21.823	33.322	16.051	33.193	298.3							
<b>Run # 4</b>	Front Tyre	Slick-Medium	Rear Tyre	Slick-Hard									
		New Tyre		New Tyre									
20	1'48.227 P	21.780	32.914	16.035	37.498	291.1							
<b>Run # 4</b>	Front Tyre	Slick-Medium	Rear Tyre	Slick-Hard									
		New Tyre		7 Laps at start									
21	7'38.218	24.159	35.921	16.705	44.509								
22	<b>1'46.005</b>	22.230	34.390	16.172	33.213	281.9							
23	<b>1'43.617</b>	21.616	32.999	15.903	33.099	297.5							
24	<b>1'43.677</b>	21.632	32.950	16.028	33.067	298.3							
25	<b>1'44.900</b>	21.929	33.221	16.211	33.539	294.2							
26	<b>1'44.314</b>	21.877	33.060	16.107	33.270	292.6							
27	<b>1'49.595</b>	21.826	32.786	16.100	38.883	293.4							
28	<b>1'43.330</b>	21.743	<b>32.716</b>	15.896	32.975	291.1							
29	<b>1'43.154</b>	<b>21.526</b>	32.865	<b>15.835</b>	<b>32.928</b>	<b>307.6</b>							

**22nd 82** **Mika KALLIO** KTM FIN  
Red Bull KTM Tech 3

Runs=4 Total laps=26 Full laps=19

**Run # 1** Front Tyre Slick-Soft Rear Tyre Slick-Medium  
New Tyre New Tyre

1	2'28.014	24.413	37.812	18.387	36.062							
2	<b>1'51.195</b>	23.362	35.450	17.376	35.007	273.4						
3	<b>1'48.365</b>	22.762	34.775	16.768	34.060	279.0						
4	<b>1'46.492</b>	22.394	33.775	16.537	33.786	283.4						
5	<b>1'45.037</b>	21.988	33.291	16.266	33.492	283.4						
6	1'53.311 P	22.156	33.079	16.392	41.684	287.2						

**Run # 2** Front Tyre Slick-Soft Rear Tyre Slick-Medium  
6 Laps at start 6 Laps at start

7	11'02.177	22.435	34.916	17.022	34.428							
8	<b>1'46.238</b>	22.203	33.749	16.490	33.796	293.4						
9	<b>1'45.574</b>	22.051	33.531	16.327	33.665	300.8						
10	<b>1'47.079</b>	23.786	33.389	16.274	33.630	<b>307.6</b>						
11	<b>1'45.103</b>	22.111	33.350	16.147	33.495	287.2						
12	<b>1'45.408</b>	21.991	33.404	16.216	33.797	300.0						
13	<b>1'45.472</b>	22.015	33.382	16.270	33.805	291.8						
14	1'53.560 P	22.378	34.244	16.761	40.177	284.2						

**Run # 3** Front Tyre Slick-Soft Rear Tyre Slick-Medium  
14 Laps at start 14 Laps at start

15	8'01.755	22.266	34.406	16.747	34.068							
16	1'53.316 P	23.668*	34.322	16.646	38.680	307.6						

**Run # 4** Front Tyre Slick-Medium Rear Tyre Slick-Hard  
New Tyre New Tyre

17	9'16.952	23.285	35.336	16.810	34.440							
18	<b>1'45.770</b>	22.186	33.714	16.262	33.608	290.3						
19	<b>1'45.025</b>	22.085	33.381	16.158	33.401	291.8						
20	<b>1'44.300</b>	21.790	33.177	16.099	<b>33.234</b>	295.0						
21	<b>1'45.709</b>	22.336	34.128	15.983	33.262	296.7						
22	<b>1'44.228</b>	21.850	33.165	<b>15.865</b>	33.348	300.0						
23	<b>1'51.514</b>	21.997	34.847	17.849	36.821	300.0						
24	<b>1'50.505</b>	23.270	33.557	16.355	37.323	301.6						
25	<b>1'43.910</b>	<b>21.759</b>	<b>33.016</b>	15.893	33.242	296.7						
26	<b>1'46.853</b>	23.443	33.649	16.179	33.582	305.0						

**21st 53** **Tito RABAT** DUCATI SPA  
Esponsorama Racing

Runs=4 Total laps=29 Full laps=22

**Run # 1** Front Tyre Slick-Soft Rear Tyre Slick-Medium  
New Tyre New Tyre

1	2'18.526	23.679	39.094	18.162	36.640							
2	<b>1'50.367</b>	23.862	35.195	16.548	34.762	266.6						
3	<b>1'46.824</b>	22.249	33.853	16.623	34.099	283.4						
4	<b>1'45.478</b>	22.290	33.506	16.080	33.602	266.6						
5	<b>1'44.861</b>	22.021	33.133	16.183	33.524	281.2						
6	<b>1'53.047</b>	21.959	33.570	16.282	41.236	292.6						
7	<b>1'44.596</b>	22.045	33.178	16.044	33.329	279.7						
8	<b>1'44.482</b>	21.965	32.987	16.105	33.425	285.7						
9	1'50.529 P	23.074*	33.292	16.174	37.989	288.0						

**Run # 2** Front Tyre Slick-Soft Rear Tyre Slick-Medium  
9 Laps at start 9 Laps at start

10	9'07.975	24.395	35.954	17.440	39.851							
11	<b>1'45.556</b>	22.173	33.478	16.347	33.558	280.5						
12	<b>1'50.714</b>	21.878	33.588	16.440	38.808	293.4						
13	1'52.724 P	22.248	34.351	17.096	39.029	287.2						

**Run # 3** Front Tyre Slick-Soft Rear Tyre Slick-Hard  
13 Laps at start New Tyre

14	7'06.998	24.734	35.037	16.572	33.761							
15	<b>1'45.331</b>	21.886	33.501	16.275	33.669	294.2						
16	<b>1'57.358</b>	22.136	37.821	18.991	38.410	289.5						
17	<b>1'44.957</b>	21.986	33.730	16.171	33.070	290.3						
18	<b>1'44.206</b>	22.044	33.011	15.965	33.186	282.7						
19	<b>1'44.389</b>	21.823	33.322	16.051	33.193	298.3						

**Fastest Lap:** Miquel OLIVEIRA Red Bull KTM Tech 3 POR **1'40.122** 20.877 31.874 15.321 32.050

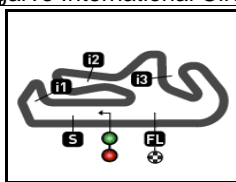
These data/results cannot be reproduced, stored and/or transmitted in whole or in part by any manner of electronic, mechanical, photocopying, recording, broadcasting or otherwise now known or herein after developed without the previous express consent by the copyright owner, except for reproduction in daily press and regular printed publications on sale to the public within 60 days of the event related to those data/results and always provided that copyright symbol appears together as follows below.  
© DORNA, 2020

Official MotoGP Timing by TISSOT  
www.motogp.com

Portimao, Friday, November 20, 2020

Page 8 of 8





4592 m.

# GRANDE PRÉMIO MEO DE PORTUGAL

## Free Practice Nr. 1

### Best Partial Times

# MotoGP™

*IT* Ideal Lap Time, sum of the best partial times

*BT* Best Lap Time

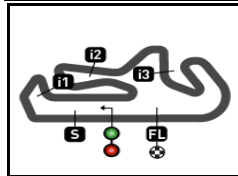
T1		T2		T3		T4				IT	BT	
Pos	Rider	Time	Rider	Time	Rider	Time	Rider	Time	Pos	Rider	IT	BT
1	M.OLIVEIRA	20.877	J.MILLER	31.635	J.MILLER	15.174	A.ESPARGARO	31.891	1	J.MILLER	1'39.774	1'41.271 (16)
2	A.ESPARGARO	<b>20.897</b>	M.VIÑALES	<b>31.834</b>	L.SAVADORI	<b>15.215</b>	J.MILLER	<b>31.962</b>	2	M.OLIVEIRA	1'40.071	1'40.122 (1)
3	M.VIÑALES	20.943	M.OLIVEIRA	31.874	M.OLIVEIRA	15.270	L.SAVADORI	31.992	3	M.VIÑALES	1'40.104	1'40.162 (2)
4	A.MARQUEZ	<b>20.959</b>	L.SAVADORI	<b>31.980</b>	M.VIÑALES	<b>15.333</b>	M.VIÑALES	<b>31.994</b>	4	A.ESPARGAR	1'40.182	1'40.236 (3)
5	A.DOVIZIOSO	20.971	A.ESPARGARO	32.005	S.BRADL	15.341	M.OLIVEIRA	32.050	5	L.SAVADORI	1'40.297	1'40.297 (4)
6	P.ESPARGARO	<b>20.989</b>	J.MIR	<b>32.032</b>	C.CRUTCHLOW	<b>15.361</b>	C.CRUTCHLOW	<b>32.088</b>	6	C.CRUTCHLO	1'40.629	1'40.695 (6)
7	F.QUARTARARO	21.001	P.ESPARGARO	32.032	A.DOVIZIOSO	15.370	A.DOVIZIOSO	32.160	7	P.ESPARGAR	1'40.680	1'40.680 (5)
8	J.MILLER	<b>21.003</b>	C.CRUTCHLOW	<b>32.034</b>	J.MIR	<b>15.374</b>	S.BRADL	<b>32.190</b>	8	A.DOVIZIOSO	1'40.758	1'40.961 (12)
9	A.RINS	21.023	F.QUARTARARO	32.115	T.NAKAGAMI	15.388	F.QUARTARARO	32.193	9	F.QUARTARAR	1'40.774	1'40.877 (8)
10	T.NAKAGAMI	<b>21.041</b>	A.RINS	<b>32.115</b>	A.ESPARGARO	<b>15.389</b>	T.NAKAGAMI	<b>32.225</b>	10	J.MIR	1'40.801	1'40.856 (7)
11	J.MIR	21.060	F.MORBIDELLI	32.159	A.RINS	15.392	A.MARQUEZ	32.228	11	A.RINS	1'40.806	1'40.960 (11)
12	F.BAGNAIA	<b>21.073</b>	T.NAKAGAMI	<b>32.162</b>	F.BAGNAIA	<b>15.402</b>	P.ESPARGARO	<b>32.249</b>	12	T.NAKAGAMI	1'40.816	1'40.878 (9)
13	L.SAVADORI	21.110	S.BRADL	32.164	P.ESPARGARO	15.410	A.RINS	32.276	13	S.BRADL	1'40.837	1'40.920 (10)
14	J.ZARCO	<b>21.127</b>	J.ZARCO	<b>32.165</b>	B.BINDER	<b>15.430</b>	J.MIR	<b>32.335</b>	14	J.ZARCO	1'41.103	1'41.181 (14)
15	S.BRADL	21.142	A.DOVIZIOSO	32.257	J.ZARCO	15.458	F.MORBIDELLI	32.336	15	F.MORBIDELLI	1'41.115	1'41.167 (13)
16	F.MORBIDELLI	<b>21.142</b>	D.PETRUCCI	<b>32.289</b>	F.QUARTARARO	<b>15.465</b>	J.ZARCO	<b>32.353</b>	16	A.MARQUEZ	1'41.130	1'41.228 (15)
17	C.CRUTCHLOW	21.146	F.BAGNAIA	32.344	F.MORBIDELLI	15.478	B.BINDER	32.605	17	F.BAGNAIA	1'41.433	1'41.433 (17)
18	V.ROSSI	<b>21.218</b>	A.MARQUEZ	<b>32.401</b>	V.ROSSI	<b>15.518</b>	V.ROSSI	<b>32.610</b>	18	B.BINDER	1'41.733	1'42.082 (20)
19	D.PETRUCCI	21.266	B.BINDER	32.422	A.MARQUEZ	15.542	F.BAGNAIA	32.614	19	D.PETRUCCI	1'41.758	1'41.928 (18)
20	B.BINDER	<b>21.276</b>	V.ROSSI	<b>32.455</b>	D.PETRUCCI	<b>15.582</b>	D.PETRUCCI	<b>32.621</b>	20	V.ROSSI	1'41.801	1'41.946 (19)
21	T.RABAT	21.526	T.RABAT	32.716	T.RABAT	15.835	T.RABAT	32.928	21	T.RABAT	1'43.005	1'43.154 (21)
22	M.KALLIO	<b>21.759</b>	M.KALLIO	<b>33.016</b>	M.KALLIO	<b>15.865</b>	M.KALLIO	<b>33.234</b>	22	M.KALLIO	1'43.874	1'43.910 (22)

These data/results cannot be reproduced, stored and/or transmitted in whole or in part by any manner of electronic, mechanical, photocopying, recording, broadcasting or otherwise now known or herein after developed without the previous express consent by the copyright owner, except for reproduction in daily press and regular printed publications on sale to the public within 60 days of the event related to those data/results and always provided that copyright symbol appears together as follows below.

© DORNA, 2020

Official MotoGP Timing by TISSOT  
www.motogp.com





4592 m.

**GRANDE PRÉMIO MEO DE PORTUGAL**

**Free Practice Nr. 1**

**Fastest Laps Sequence**

<i>Practice Time</i>	 <i>Rider</i>	<i>Nation</i>	<i>Motorcycle</i>	<i>Time</i>	<i>Km/h</i>	<i>Rider's Lap</i>
<b>3'50.372</b>	88 Miguel OLIVEIRA	POR	KTM	<b>1'46.000</b>	155.9	2
<b>4'12.304</b>	42 Alex RINS	SPA	SUZUKI	<b>1'45.301</b>	156.9	2
<b>4'24.500</b>	36 Joan MIR	SPA	SUZUKI	<b>1'44.794</b>	157.7	2
<b>5'33.785</b>	88 Miguel OLIVEIRA	POR	KTM	<b>1'43.413</b>	159.8	3
<b>6'07.669</b>	36 Joan MIR	SPA	SUZUKI	<b>1'43.169</b>	160.2	3
<b>7'16.282</b>	88 Miguel OLIVEIRA	POR	KTM	<b>1'42.497</b>	161.2	4
<b>9'16.245</b>	73 Alex MARQUEZ	SPA	HONDA	<b>1'42.412</b>	161.4	5
<b>9'21.019</b>	42 Alex RINS	SPA	SUZUKI	<b>1'41.991</b>	162.0	5
<b>10'40.968</b>	88 Miguel OLIVEIRA	POR	KTM	<b>1'41.703</b>	162.5	6
<b>14'33.145</b>	43 Jack MILLER	AUS	DUCATI	<b>1'41.584</b>	162.7	8
<b>23'59.171</b>	12 Maverick VIÑALES	SPA	YAMAHA	<b>1'41.427</b>	162.9	13
<b>37'32.972</b>	88 Miguel OLIVEIRA	POR	KTM	<b>1'41.258</b>	163.2	16
<b>42'21.041</b>	6 Stefan BRADL	GER	HONDA	<b>1'41.235</b>	163.2	16
<b>47'33.568</b>	20 Fabio QUARTARARO	FRA	YAMAHA	<b>1'40.877</b>	163.8	19
<b>1:07'54.659</b>	12 Maverick VIÑALES	SPA	YAMAHA	<b>1'40.162</b>	165.0	29
<b>1:11'33.338</b>	88 Miguel OLIVEIRA	POR	KTM	<b>1'40.122</b>	165.1	28

These data/results cannot be reproduced, stored and/or transmitted in whole or in part by any manner of electronic, mechanical, photocopying, recording, broadcasting or otherwise now known or herein after developed without the previous express consent by the copyright owner, except for reproduction in daily press and regular printed publications on sale to the public within 60 days of the event related to those data/results and always provided that copyright symbol appears together as follows below.

© DORNA, 2020

Official MotoGP Timing by TISSOT  
www.motogp.com



Portimao, Friday, November 20, 2020