

4592 m.

GRANDE PRÉMIO MEO DE PORTUGAL
Race
Classification after 25 laps = 114.8 km

29

Pos		Rider	Nation	Team	Motorcycle	Total Time	Km/h	Gap
1	25	88 Miguel OLIVEIRA	POR	Red Bull KTM Tech 3	KTM	41'48.163	164.7	
2	20	43 Jack MILLER	AUS	Pramac Racing	DUCATI	41'51.356	164.5	3.193
3	16	21 Franco MORBIDELLI	ITA	Petronas Yamaha SRT	YAMAHA	41'51.461	164.5	3.298
4	13	44 Pol ESPARGARO	SPA	Red Bull KTM Factory Racing	KTM	42'00.789	163.9	12.626
5	11	30 Takaaki NAKAGAMI	JPN	LCR Honda IDEMITSU	HONDA	42'01.481	163.9	13.318
6	10	4 Andrea DOVIZIOSO	ITA	Ducati Team	DUCATI	42'03.741	163.7	15.578
7	9	6 Stefan BRADL	GER	Repsol Honda Team	HONDA	42'03.901	163.7	15.738
8	8	41 Aleix ESPARGARO	SPA	Aprilia Racing Team Gresini	APRILIA	42'04.197	163.7	16.034
9	7	73 Alex MARQUEZ	SPA	Repsol Honda Team	HONDA	42'06.488	163.5	18.325
10	6	5 Johann ZARCO	FRA	Esponsorama Racing	DUCATI	42'06.759	163.5	18.596
11	5	12 Maverick VIÑALES	SPA	Monster Energy Yamaha MotoGP	YAMAHA	42'06.848	163.5	18.685
12	4	46 Valentino ROSSI	ITA	Monster Energy Yamaha MotoGP	YAMAHA	42'07.109	163.5	18.946
13	3	35 Cal CRUTCHLOW	GBR	LCR Honda CASTROL	HONDA	42'07.322	163.5	19.159
14	2	20 Fabio QUARTARARO	FRA	Petronas Yamaha SRT	YAMAHA	42'12.539	163.1	24.376
15	1	42 Alex RINS	SPA	Team SUZUKI ECSTAR	SUZUKI	42'15.939	162.9	27.776
16		9 Danilo PETRUCCI	ITA	Ducati Team	DUCATI	42'22.429	162.5	34.266
17		82 Mika KALLIO	FIN	Red Bull KTM Tech 3	KTM	42'36.573	161.6	48.410
18		53 Tito RABAT	SPA	Esponsorama Racing	DUCATI	42'36.574	161.6	48.411
Not classified								
		32 Lorenzo SAVADORI	ITA	Aprilia Racing Team Gresini	APRILIA	37'16.433	162.6	3 laps
		36 Joan MIR	SPA	Team SUZUKI ECSTAR	SUZUKI	25'36.751	161.3	10 laps
		33 Brad BINDER	RSA	Red Bull KTM Factory Racing	KTM	3'30.015	157.4	23 laps
Not finished first lap								
		63 Francesco BAGNAIA	ITA	Pramac Racing	DUCATI			

Race condition: **Dry**
 Air: **22°**
 Humidity: **46%**
 Ground: **28°**

Pole Position:		Miguel OLIVEIRA	1'38.892	167.1 Km/h
Fastest Lap (New record):	Lap 9	Miguel OLIVEIRA	1'39.855	165.5 Km/h
Best Race Lap:		New track layout		
All Time Lap Record:	2020	Miguel OLIVEIRA	1'38.892	167.1 Km/h

13:35'15
 13:58'08
 14:00'38
14:01'34
 14:03'30 Francesco BAGNAIA
 14:04'30 Brad BINDER
 14:26'15 Joan MIR
 14:38'33 Lorenzo SAVADORI

SIGHTING LAP START
WARM UP LAP START
RACE START
No jump start
 retired
 crashed out - Rider OK
 entered pits and retired
 crashed out - Rider OK

The results are provisional until the end of the limit for protest and appeals.

Time limit for protest expires 30' after publication of the results - Time:

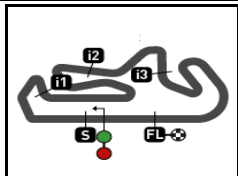
These data/results cannot be reproduced, stored and/or transmitted in whole or in part by any manner of electronic, mechanical, photocopying, recording, broadcasting or otherwise now known or herein after developed without the previous express consent by the copyright owner, except for reproduction in daily press and regular printed publications on sale to the public within 60 days of the event related to those data/results and always provided that copyright symbol appears together as follows below.

© DORNA, 2020

Official MotoGP Timing by TISSOT
 www.motogp.com

Portimao, Sunday, November 22, 2020





4592 m.

GRANDE PRÉMIO MEO DE PORTUGAL

MotoGP™

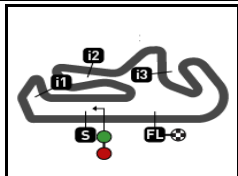
World Championship Classification

30

Rider		Points	Leader	Previous	QAT	SPA	ANC	CZE	AUT	STY	RSM	EMI	CAT	FRA	ARA	TER	EUR	VAL	POR	
1	MIR Joan	SPA	171		-	-	11	-	20	13	16	20	20	5	16	16	25	9	-	
2	MORBIDELLI Franco	ITA	158	13	13	-	11	-	20	-	1	25	7	13	-	10	25	5	25	16
3	RINS Alex	SPA	139	32	19	-	-	6	13	-	10	11	4	16	-	25	20	13	1	
4	DOVIZIOSO Andrea	ITA	135	36	4	-	16	10	5	25	11	9	8	-	13	9	3	8	8	10
5	ESPARGARO Pol	SPA	135	36	0	-	10	9	-	-	16	6	16	-	16	4	13	16	16	13
6	VIÑALES Maverick	SPA	132	39	3	-	20	20	2	6	-	10	25	7	6	13	9	3	6	5
7	MILLER Jack	AUS	132	39	0	-	13	-	7	16	20	8	-	11	-	7	-	10	20	20
8	QUARTARARO Fabio	FRA	127	44	5	-	25	25	9	8	3	-	13	25	7	0	8	2	-	2
9	OLIVEIRA Miguel	POR	125	46	2	-	8	-	10	-	25	5	11	-	10	0	10	11	10	25
10	NAKAGAMI Takaaki	JPN	116	55	9	-	6	13	8	10	9	7	10	9	9	11	-	13	-	11
11	BINDER Brad	RSA	87	84	29	-	3	-	25	13	8	4	-	5	4	5	-	9	11	-
12	PETRUCCI Danilo	ITA	78	93	9	-	7	-	4	9	5	0	6	8	25	1	6	6	1	0
13	ZARCO Johann	FRA	77	94	1	-	5	7	16	-	2	1	5	-	11	6	11	7	-	6
14	MARQUEZ Alex	SPA	74	97	3	-	4	8	1	2	0	0	9	3	20	20	-	-	0	7
15	ROSSI Valentino	ITA	66	105	8	-	-	16	11	11	7	13	-	-	-	-	-	-	4	4
16	BAGNAIA Francesco	ITA	47	124	19	-	9	-	-	-	-	20	-	10	3	-	-	-	5	-
17	ESPARGARO Aleix	SPA	42	129	5	-	-	-	6	5	4	3	-	4	2	3	-	-	7	8
18	CRUTCHLOW Cal	GBR	32	139	10	-	-	3	3	1	0	-	-	6	-	8	5	-	3	3
19	BRADL Stefan	GER	27	144	5	-	-	-	0	0	0	0	-	0	8	0	4	4	2	9
20	LECUONA Iker	SPA	27	144	0	-	-	-	-	7	6	2	-	2	1	2	7	-	-	-
21	SMITH Bradley	GBR	12	159	15	-	1	4	0	3	0	0	3	0	-	0	1	-	-	-
22	RABAT Tito	SPA	10	161	2	-	2	5	0	0	0	-	-	1	-	0	2	-	0	0
23	PIRRO Michele	ITA	4	167	6	-	-	-	-	4	0	-	-	-	-	-	-	-	-	-
24	KALLIO Mika	FIN	0	171	4	-	-	-	-	-	-	-	-	-	-	-	-	-	-	0
25	SAVADORI Lorenzo	ITA	0	171	0	-	-	-	-	-	-	-	-	-	-	-	-	-	0	-

These data/results cannot be reproduced, stored and/or transmitted in whole or in part by any manner of electronic, mechanical, photocopying, recording, broadcasting or otherwise now known or herein after developed without the previous express consent by the copyright owner, except for reproduction in daily press and regular printed publications on sale to the public within 60 days of the event related to those data/results and always provided that copyright symbol appears together as follows below.
© DORNA, 2020





4592 m.

GRANDE PRÉMIO MEO DE PORTUGAL

MotoGP™

World Championship Classification

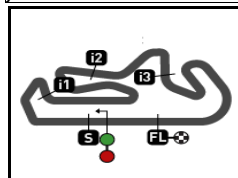
30

Constructor	Points	Leader	Previous	QAT	SPA	ANC	CZE	AUT	STY	RSM	EMI	CAT	FRA	ARA	TER	EUR	VAL	POR
1 DUCATI	221			-	16	10	16	25	20	20	8	11	25	9	11	10	20	20
2 YAMAHA	204	17	17	-	0	0	20	11	7	25	25	25	7	13	25	5	25	16
3 SUZUKI	202	19	2	-	-	11	13	20	13	16	20	20	5	25	20	25	13	1
4 KTM	200	21	2	-	10	9	25	13	25	6	16	5	16	5	13	16	16	25
5 HONDA	144	77	56	-	6	13	8	10	9	7	10	9	20	20	5	13	3	11
6 APRILIA	51	170	93	-	1	4	6	5	4	3	3	4	2	3	1	-	7	8

Team	Points	Leader	Previous	QAT	SPA	ANC	CZE	AUT	STY	RSM	EMI	CAT	FRA	ARA	TER	EUR	VAL	POR
1 TEAM SUZUKI ECSTAR	310			-	-	17	13	20	23	27	24	36	5	41	36	45	22	1
2 PETRONAS YAMAHA SRT	248	62	62	-	0	25	29	8	3	25	20	38	7	10	33	7	25	18
3 RED BULL KTM FACTORY RACING	222	88	26	-	13	9	25	13	24	10	16	5	20	9	13	25	27	13
4 DUCATI TEAM	213	97	9	-	23	10	9	34	16	9	14	8	38	10	9	14	9	10
5 PRAMAC RACING	183	127	30	-	22	-	7	20	20	28	-	21	3	7	-	10	25	20
6 MONSTER ENERGY YAMAHA MOTOGP	178	132	5	-	0	36	13	17	7	23	25	7	6	13	9	3	10	9
7 RED BULL KTM TECH 3	152	158	26	-	8	-	10	7	31	7	11	2	11	2	17	11	10	25
8 LCR HONDA	148	162	4	-	6	16	11	11	9	7	10	15	9	19	5	13	3	14
9 REPSOL HONDA TEAM	101	209	47	-	4	8	1	2	-	-	9	3	28	20	4	4	2	16
10 ESPONSORAMA RACING	87	223	14	-	7	12	16	-	2	1	5	1	11	6	13	7	-	6
11 APRILIA RACING TEAM GRESINI	54	256	33	-	1	4	6	8	4	3	3	4	2	3	1	-	7	8

These data/results cannot be reproduced, stored and/or transmitted in whole or in part by any manner of electronic, mechanical, photocopying, recording, broadcasting or otherwise now known or herein after developed without the previous express consent by the copyright owner, except for reproduction in daily press and regular printed publications on sale to the public within 60 days of the event related to those data/results and always provided that copyright symbol appears together as follows below.
© DORNA, 2020





GRANDE PRÉMIO MEO DE PORTUGAL

Race

Lap Chart

31

4592 m.

Pos	1	2	3	4	5	6	7	8	9	10	11	12	13	14	15	16	17	18	19	20	21	22
Grid	88	21	43	35	20	6	5	12	44	42	30	4	33	41	63	73	46	9	32	36	53	82



	1	88	21	43	35	44	42	6	20	5	12	30	36	4	41	33	46	73	9	53	32	82
	2	88	21	43	35	44	6	20	12	5	42	30	4	41	46	73	9	33	32	36	53	82
	3	88	21	43	35	6	44	5	20	12	42	30	4	41	73	46	9	36	32	53	82	
	4	88	21	43	35	6	44	5	20	42	30	12	4	73	41	46	36	9	32	53	82	
	5	88	21	43	35	44	6	5	20	42	30	4	73	12	41	46	36	9	53	32	82	
	6	88	21	43	35	44	6	5	20	42	30	4	73	12	41	46	36	9	53	32	82	
	7	88	21	43	44	35	6	5	42	20	30	73	4	41	12	46	36	9	32	53	82	
	8	88	21	43	44	35	6	5	42	20	30	73	4	41	12	46	36	9	32	53	82	
	9	88	21	43	44	35	6	5	42	20	30	73	4	41	12	46	36	9	32	53	82	
	10	88	21	43	44	35	6	5	42	30	20	73	4	41	12	46	36	9	32	53	82	
L	11	88	21	43	44	35	6	5	42	30	4	20	73	41	12	46	36	9	32	53	82	
a	12	88	21	43	44	35	6	5	42	30	4	73	20	41	12	46	36	9	32	53	82	
P	13	88	21	43	44	35	6	5	42	30	4	73	41	20	12	46	36	9	32	53	82	
S	14	88	21	43	44	35	5	6	42	30	4	73	41	20	12	46	36	9	32	53	82	
	15	88	21	43	44	35	5	6	4	30	42	73	41	20	12	46	9	32	53	36	82	
	16	88	21	43	44	35	5	6	4	30	41	73	42	20	12	46	9	32	53	82		
	17	88	21	43	44	35	5	6	4	30	41	73	42	12	20	46	9	32	53	82		
	18	88	21	43	44	5	35	6	4	30	41	73	12	42	20	46	9	32	53	82		
	19	88	21	43	44	5	35	6	4	30	41	73	12	46	42	20	9	32	53	82		
	20	88	21	43	44	5	35	4	6	30	41	73	12	46	20	42	9	32	53	82		
	21	88	21	43	44	30	4	6	5	41	35	73	12	46	42	20	9	32	53	82		
	22	88	21	43	44	30	4	6	5	41	35	73	12	46	20	42	9	32	53	82		
	23	88	21	43	44	30	4	6	41	5	73	35	12	46	20	42	9	53	82			
	24	88	21	43	44	30	4	6	41	5	73	35	12	46	20	42	9	53	82			
	25	88	43	21	44	30	4	6	41	73	5	12	46	35	20	42	9	82	53			

Winner Lapped rider

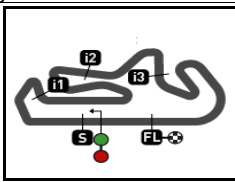
These data/results cannot be reproduced, stored and/or transmitted in whole or in part by any manner of electronic, mechanical, photocopying, recording, broadcasting or otherwise now known or herein after developed without the previous express consent by the copyright owner, except for reproduction in daily press and regular printed publications on sale to the public within 60 days of the event related to those data/results and always provided that copyright symbol appears together as follows below.

© DORNA, 2020

Official MotoGP Timing by TISSOT
www.motogp.com




Portimao, Sunday, November 22, 2020



4592 m.

GRANDE PRÉMIO MEO DE PORTUGAL
Race
Fastest Lap of Each Rider

32

	Rider	Nation	Team	Motorcycle	Time	Lap Total	Gap
1	88 Miguel OLIVEIRA	POR	Red Bull KTM Tech 3	KTM	1'39.855	9 25	
2	43 Jack MILLER	AUS	Pramac Racing	DUCATI	1'39.956	16 25	0.101 0.101
3	21 Franco MORBIDELLI	ITA	Petronas Yamaha SRT	YAMAHA	1'40.007	16 25	0.152 0.051
4	30 Takaaki NAKAGAMI	JPN	LCR Honda IDEMITSU	HONDA	1'40.015	23 25	0.160 0.008
5	41 Aleix ESPARGARO	SPA	Aprilia Racing Team Gresini	APRILIA	1'40.040	24 25	0.185 0.025
6	12 Maverick VIÑALES	SPA	Monster Energy Yamaha MotoGP	YAMAHA	1'40.184	21 25	0.329 0.144
7	5 Johann ZARCO	FRA	Esponsorama Racing	DUCATI	1'40.220	15 25	0.365 0.036
8	46 Valentino ROSSI	ITA	Monster Energy Yamaha MotoGP	YAMAHA	1'40.252	9 25	0.397 0.032
9	44 Po Espargaro	SPA	Red Bull KTM Factory Racing	KTM	1'40.256	18 25	0.401 0.004
10	6 Stefan BRADL	GER	Repsol Honda Team	HONDA	1'40.261	15 25	0.406 0.005
11	73 Alex MARQUEZ	SPA	Repsol Honda Team	HONDA	1'40.283	6 25	0.428 0.022
12	4 Andrea DOVIZIOSO	ITA	Ducati Team	DUCATI	1'40.324	17 25	0.469 0.041
13	35 Cal CRUTCHLOW	GBR	LCR Honda CASTROL	HONDA	1'40.354	10 25	0.499 0.030
14	42 Alex RINS	SPA	Team SUZUKI ECSTAR	SUZUKI	1'40.361	11 25	0.506 0.007
15	20 Fabio QUARTARARO	FRA	Petronas Yamaha SRT	YAMAHA	1'40.565	6 25	0.710 0.204
16	36 Joan MIR	SPA	Team SUZUKI ECSTAR	SUZUKI	1'40.635	8 15	0.780 0.070
17	9 Danilo PETRUCCI	ITA	Ducati Team	DUCATI	1'40.713	13 25	0.858 0.078
18	32 Lorenzo SAVADORI	ITA	Aprilia Racing Team Gresini	APRILIA	1'40.936	18 22	1.081 0.223
19	53 Tito RABAT	SPA	Esponsorama Racing	DUCATI	1'41.298	4 25	1.443 0.362
20	82 Mika KALLIO	FIN	Red Bull KTM Tech 3	KTM	1'41.513	17 25	1.658 0.215
21	33 Brad BINDER	RSA	Red Bull KTM Factory Racing	KTM	1'43.284	2 2	3.429 1.771

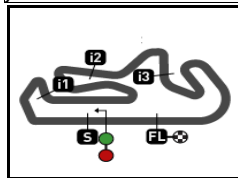
These data/results cannot be reproduced, stored and/or transmitted in whole or in part by any manner of electronic, mechanical, photocopying, recording, broadcasting or otherwise now known or herein after developed without the previous express consent by the copyright owner, except for reproduction in daily press and regular printed publications on sale to the public within 60 days of the event related to those data/results and always provided that copyright symbol appears together as follows below.

© DORNA, 2020

Official MotoGP Timing by **TISSOT**
 www.motogp.com

Portimao, Sunday, November 22, 2020





4592 m.

GRANDE PRÉMIO MEO DE PORTUGAL

After the Race

Event Best Maximum Speed

33



Rider	Nation Team	Motorcycle	Km/h
4 Andrea DOVIZIOSO	ITA Ducati Team	DUCATI	351.7 Race
43 Jack MILLER	AUS Pramac Racing	DUCATI	349.5 Race
5 Johann ZARCO	FRA Esponsorama Racing	DUCATI	349.5 Race
33 Brad BINDER	RSA Red Bull KTM Factory Racing	KTM	348.3 Race
6 Stefan BRADL	GER Repsol Honda Team	HONDA	348.3 Race
41 Aleix ESPARGARO	SPA Aprilia Racing Team Gresini	APRILIA	347.2 Race
73 Alex MARQUEZ	SPA Repsol Honda Team	HONDA	347.2 Race
35 Cal CRUTCHLOW	GBR LCR Honda CASTROL	HONDA	346.1 Race
9 Danilo PETRUCCI	ITA Ducati Team	DUCATI	346.1 Race
53 Tito RABAT	SPA Esponsorama Racing	DUCATI	346.1 Race
63 Francesco BAGNAIA	ITA Pramac Racing	DUCATI	345.0 Free Practice Nr. 4
30 Takaaki NAKAGAMI	JPN LCR Honda IDEMITSU	HONDA	345.0 Race
42 Alex RINS	SPA Team SUZUKI ECSTAR	SUZUKI	345.0 Race
46 Valentino ROSSI	ITA Monster Energy Yamaha MotoGP	YAMAHA	343.9 Race
82 Mika KALLIO	FIN Red Bull KTM Tech 3	KTM	342.8 Race
12 Maverick VIÑALES	SPA Monster Energy Yamaha MotoGP	YAMAHA	342.8 Race
36 Joan MIR	SPA Team SUZUKI ECSTAR	SUZUKI	342.8 Race
32 Lorenzo SAVADORI	ITA Aprilia Racing Team Gresini	APRILIA	341.7 Race
20 Fabio QUARTARARO	FRA Petronas Yamaha SRT	YAMAHA	341.7 Race
44 Po ESPARGARO	SPA Red Bull KTM Factory Racing	KTM	339.6 Race
88 Miguel OLIVEIRA	POR Red Bull KTM Tech 3	KTM	338.5 Free Practice Nr. 4
21 Franco MORBIDELLI	ITA Petronas Yamaha SRT	YAMAHA	334.3 Race

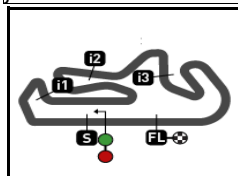
These data/results cannot be reproduced, stored and/or transmitted in whole or in part by any manner of electronic, mechanical, photocopying, recording, broadcasting or otherwise now known or herein after developed without the previous express consent by the copyright owner, except for reproduction in daily press and regular printed publications on sale to the public within 60 days of the event related to those data/results and always provided that copyright symbol appears together as follows below.

© DORNA, 2020

Official MotoGP Timing by TISSOT
www.motogp.com

Portimao, Sunday, November 22, 2020





4592 m.

GRANDE PRÉMIO MEO DE PORTUGAL

Race

Chronological Analysis of Performances

34

* Lap / Sector time cancelled

T1 Time from finish line to 1st intermediate

T3 Time from 2nd intermed. to 3rd intermed.

P Crossing the finish line in pit lane

T2 Time from 1st intermed. to 2nd intermed.

T4 Time from 3rd intermediate to finish line

** Tyre data subject to further updates

Lap	Lap Time	T1	T2	T3	T4	Speed	Lap	Lap Time	T1	T2	T3	T4	Speed	
1st	88	Miguel OLIVEIRA				KTM	POR	10	1'40.047	20.896	31.888	15.270	31.993	346.1
		Red Bull KTM Tech 3						11	1'40.108	20.921	31.885	15.279	32.023	346.1
							12	1'40.198	20.819	32.020	15.321	32.038	345.0	
							13	1'40.303	20.939	32.019	15.307	32.038	345.0	
							14	1'40.255	20.872	31.983	15.335	32.065	343.9	
							15	1'40.155	20.927	31.875	15.290	32.063	345.0	
							16	1'39.956	20.903	31.855	15.193	32.005	345.0	
							17	1'40.198	20.896	31.920	15.355	32.027	342.8	
							18	1'40.705	21.030	32.002	15.349	32.324	345.0	
							19	1'40.061	20.834	31.899	15.307	32.021	346.1	
							20	1'40.371	20.958	31.889	15.365	32.159	343.9	
							21	1'40.240	20.884	31.952	15.407	31.997	346.1	
							22	1'40.321	20.987	31.994	15.312	32.028	349.5	
							23	1'40.150	20.879	31.919	15.336	32.016	345.0	
							24	1'40.359	20.884	31.945	15.253	32.277	347.2	
							25	1'40.333	20.772	31.850	15.419	32.292	349.5	

Run #	1	Front Tyre	Slick-Hard	Rear Tyre	Slick-Hard	Speed
		New Tyre		New Tyre		
1	1'43.072	23.107	32.454	15.453	32.058	
2	1'40.091	20.921	31.977	15.328	31.865	333.3
3	1'39.912	20.898	31.950	15.232	31.832	333.3
4	1'39.879	20.811	31.968	15.245	31.855	333.3
5	1'40.221	20.925	31.950	15.330	32.016	333.3
6	1'39.919	20.852	31.971	15.215	31.881	333.3
7	1'40.119	20.976	31.927	15.233	31.983	331.2
8	1'39.985	20.922	31.832	15.229	32.002	332.3
9	1'39.855	20.882	31.802	15.215	31.956	333.3
10	1'40.216	20.870	31.997	15.226	32.123	333.3
11	1'40.109	20.988	31.806	15.293	32.022	331.2
12	1'40.391	20.989	32.137	15.287	31.978	332.3
13	1'40.162	20.937	32.060	15.233	31.932	332.3
14	1'40.036	20.897	31.910	15.249	31.980	332.3
15	1'40.030	20.932	31.947	15.251	31.900	334.3
16	1'40.057	20.914	31.916	15.241	31.986	334.3
17	1'40.253	20.878	31.982	15.275	32.118	334.3
18	1'40.275	20.970	31.961	15.253	32.091	333.3
19	1'40.330	21.073	32.000	15.195	32.062	333.3
20	1'40.264	20.955	32.027	15.271	32.011	334.3
21	1'40.140	20.858	31.958	15.294	32.030	333.3
22	1'40.479	21.027	32.116	15.282	32.054	334.3
23	1'40.498	21.018	31.881	15.420	32.179	334.3
24	1'40.706	20.994	32.156	15.357	32.199	333.3
25	1'41.164	21.028	32.155	15.395	32.586	335.4

2nd	43	Jack MILLER				DUCATI	AUS
		Pramac Racing					

Run #	1	Front Tyre	Slick-Medium	Rear Tyre	Slick-Hard	Speed
		New Tyre		New Tyre		
1	1'44.262	23.603	32.769	15.568	32.322	71.6
2	1'40.782	21.135	32.063	15.330	32.254	343.9
3	1'40.563	20.957	31.968	15.373	32.265	345.0
4	1'40.477	20.938	31.993	15.289	32.257	343.9
5	1'40.368	20.917	31.998	15.325	32.128	345.0
6	1'40.284	20.923	31.871	15.350	32.140	342.8
7	1'40.402	20.929	31.949	15.357	32.167	341.7
8	1'40.346	20.933	31.928	15.319	32.166	342.8
9	1'40.112	20.888	31.887	15.314	32.023	343.9

3rd	21	Franco MORBIDELLI				YAMAHA	ITA
		Petronas Yamaha SRT					

Run #	1	Front Tyre	Slick-Medium	Rear Tyre	Slick-Hard	Speed
		New Tyre		New Tyre		
1	1'43.713	23.393	32.776	15.518	32.026	
2	1'40.799	* 21.243*	32.139	15.378	32.039	334.3
3	1'40.473	21.110	31.985	15.408	31.970	332.3
4	1'40.400	21.044	31.898	15.377	32.081	331.2
5	1'40.414	20.983	31.910	15.487	32.034	331.2
6	1'40.274	21.011	31.919	15.358	31.986	330.2
7	1'40.392	21.056	31.937	15.402	31.997	329.2
8	1'40.128	21.009	31.839	15.286	31.994	330.2
9	1'40.272	21.018	31.960	15.320	31.974	331.2
10	1'40.167	21.014	31.922	15.332	31.899	331.2
11	1'40.137	21.015	31.823	15.363	31.936	331.2
12	1'40.259	20.949	32.026	15.355	31.929	331.2
13	1'40.125	21.032	31.864	15.349	31.880	331.2
14	1'40.367	21.044	31.958	15.355	32.010	330.2
15	1'40.191	21.026	31.902	15.318	31.945	331.2
16	1'40.007	21.007	31.796	15.276	31.928	331.2
17	1'40.409	21.022	31.938	15.356	32.093	331.2
18	1'40.360	21.034	31.957	15.446	31.923	330.2
19	1'40.235	20.992	32.006	15.288	31.949	331.2
20	1'40.422	20.977	31.898	15.468	32.079	331.2
21	1'40.369	21.052	32.010	15.330	31.977	331.2
22	1'40.116	20.986	31.883	15.318	31.929	331.2
23	1'40.328	21.053	31.964	15.307	32.004	331.2

Fastest Lap:	Miguel OLIVEIRA	Red Bull KTM Tech 3	POR	1'39.855	20.882	31.802	15.215	31.956
---------------------	-----------------	---------------------	-----	-----------------	--------	--------	--------	--------

These data/results cannot be reproduced, stored and/or transmitted in whole or in part by any manner of electronic, mechanical, photocopying, recording, broadcasting or otherwise now known or herein after developed without the previous express consent by the copyright owner, except for reproduction in daily press and regular printed publications on sale to the public within 60 days of the event related to those data/results and always provided that copyright symbol appears together as follows below.
© DORNA, 2020



Race

MotoGP

Lap	Lap Time	T1	T2	T3	T4	Speed	Lap	Lap Time	T1	T2	T3	T4	Speed
24	1'40.208	20.941	31.863	15.405	31.999	332.3	18	1'40.435	21.098	32.047	15.385	31.905	338.5
25	1'40.896	20.958	31.934	15.507	32.497	333.3	19	1'40.573	21.123	32.167	15.412	31.871	338.5
4th 44 Po ESPARGARO KTM SPA Red Bull KTM Factory Racing							20	1'40.833	21.404	32.128	15.396	31.905	338.5
							21	1'41.147	21.474	32.229	15.440	32.004	337.5
							22	1'40.293	20.941	32.159	15.291	31.902	334.3
							23	1'40.015	20.818	32.084	15.308	31.805	335.4
							24	1'40.133	20.924	31.992	15.344	31.873	335.4
							25	1'40.212	20.858	32.066	15.380	31.908	337.5

Run #	1	Front Tyre	Slick-Hard	Rear Tyre	Slick-Hard	
		New Tyre		New Tyre		
1	1'44.987	24.254	32.835	15.671	32.227	101.4
2	1'40.809	21.183	32.054	15.436	32.136	339.6
3	1'41.122	21.764	31.966	15.324	32.068	339.6
4	1'40.501	21.265	31.970	15.308	31.958	337.5
5	1'40.911	21.337	32.188	15.362	32.024	336.4
6	1'40.520	21.133	31.966	15.405	32.016	335.4
7	1'40.696	21.085	32.128	15.418	32.065	338.5
8	1'40.547	21.120	31.958	15.348	32.121	335.4
9	1'40.615	21.401	31.963	15.320	31.931	333.3
10	1'40.454	21.029	32.009	15.260	32.156	334.3
11	1'40.318	20.952	31.982	15.334	32.050	335.4
12	1'41.682	20.971	32.774	15.562	32.375	334.3
13	1'40.572	21.027	32.055	15.330	32.160	334.3
14	1'40.752	21.056	32.149	15.455	32.092	334.3
15	1'40.452	20.903	32.070	15.367	32.112	334.3
16	1'40.274	20.925	31.984	15.358	32.007	335.4
17	1'40.312	20.929	32.052	15.367	31.964	334.3
18	1'40.256	20.952	31.977	15.334	31.993	334.3
19	1'40.643	20.994	32.181	15.430	32.038	334.3
20	1'40.823	21.090	32.236	15.431	32.066	334.3
21	1'40.698	20.990	32.193	15.445	32.070	333.3
22	1'41.170	21.108	32.287	15.430	32.345	334.3
23	1'40.815	20.947	32.264	15.422	32.182	333.3
24	1'40.568	20.996	32.099	15.422	32.051	333.3
25	1'40.292	20.930	32.081	15.337	31.944	334.3

Run #	1	Front Tyre	Slick-Medium	Rear Tyre	Slick-Hard	
		New Tyre		New Tyre		
1	1'46.137	24.633	33.169	16.101	32.234	106.6
2	1'41.598	21.705	32.465	15.422	32.006	342.8
3	1'40.913	21.268	32.160	15.364	32.121	339.6
4	1'40.959	21.373	32.215	15.343	32.028	337.5
5	1'40.762	21.182	32.255	15.376	31.949	342.8
6	1'40.359	21.105	32.062	15.299	31.893	338.5
7	1'40.685	21.201	32.176	15.372	31.936	341.7
8	1'40.574	21.218	32.133	15.317	31.906	345.0
9	1'40.731	21.156	32.153	15.336	32.086	342.8
10	1'40.986	21.125	32.586	15.320	31.955	340.6
11	1'40.333	21.035	31.990	15.315	31.993	336.4
12	1'40.427	21.013	32.046	15.404	31.964	337.5
13	1'40.644	21.103	32.278	15.350	31.913	340.6
14	1'41.202 *	21.645 *	32.226	15.386	31.945	341.7
15	1'40.756	21.291	32.127	15.350	31.988	343.9
16	1'40.413	21.144	32.039	15.316	31.914	339.6
17	1'40.361 *	21.186 *	32.070	15.259	31.846	340.6

Fastest Lap: Miquel OLIVEIRA Red Bull KTM Tech 3 POR 1'39.855 20.882 31.802 15.215 31.956

These data/results cannot be reproduced, stored and/or transmitted in whole or in part by any manner of electronic, mechanical, photocopying, recording, broadcasting or otherwise now known or herein after developed without the previous express consent by the copyright owner, except for reproduction in daily press and regular printed publications on sale to the public within 60 days of the event related to those data/results and always provided that copyright symbol appears together as follows below.
© DORNA, 2020

Official MotoGP Timing by TISSOT
www.motogp.com

Portimao, Sunday, November 22, 2020

Page 2 of 6



6th **4** **Andrea DOVIZIOSO** DUCATI ITA
Ducati Team

Run #	1	Front Tyre	Slick-Medium	Rear Tyre	Slick-Hard	
		New Tyre		New Tyre		
1	1'46.492	24.798	33.282	15.922	32.490	112.1
2	1'41.745	21.703	32.450	15.556	32.036	351.7
3	1'40.854	21.213	32.216	15.458	31.967	346.1
4	1'40.916	21.183	32.288	15.313	32.132	346.1
5	1'40.719	21.188	32.212	15.352	31.967	349.5
6	1'40.703	21.148	32.157	15.307	32.091	346.1
7	1'41.094	21.359	32.410	15.322	32.003	343.9
8	1'40.575	21.131	32.035	15.345	32.064	346.1
9	1'40.331	21.035	31.983	15.347	31.966	345.0
10	1'40.886	21.168	32.274	15.431	32.013	345.0
11	1'40.431	21.138	32.018	15.289	31.986	346.1
12	1'40.357	20.976	32.001	15.302	32.078	346.1
13	1'40.527	21.162	32.063	15.287	32.015	341.7
14	1'40.761	21.352	32.179	15.365	31.865	342.8
15	1'40.551	21.079	32.089	15.340	32.043	345.0
16	1'40.355	21.111	31.960	15.321	31.963	342.8
17	1'40.324	20.977	32.005	15.296	32.046	345.0
18	1'40.446	21.114	32.027	15.356	31.949	342.8
19	1'40.579	21.062	32.066	15.399	32.052	341.7
20	1'40.833	21.236	32.070	15.427	32.100	349.5
21	1'41.592	21.339	32.315	15.552	32.386	341.7
22	1'40.507	21.122	32.078	15.311	31.996	343.9
23	1'40.453	20.968	32.052	15.332	32.101	343.9
24	1'40.702	20.970	32.063	15.521	32.148	346.1
25	1'41.008	21.072	32.239	15.468	32.229	342.8

7th **6** **Stefan BRADL** HONDA GER
Repsol Honda Team

Run #	1	Front Tyre	Slick-Medium	Rear Tyre	Slick-Hard	
		New Tyre		New Tyre		
1	1'45.454	24.006	33.203	15.838	32.407	88.0
2	1'40.553	21.124	32.094	15.341	31.994	348.3
3	1'40.386	21.130	32.056	15.264	31.936	342.8
4	1'40.789	21.248	32.216	15.328	31.997	343.9
5	1'41.333	21.377	32.449	15.440	32.067	343.9
6	1'40.453	21.172	32.036	15.293	31.952	340.6
7	1'40.872	21.163	32.177	15.472	32.060	342.8
8	1'40.569	21.238	32.032	15.240	32.059	346.1
9	1'40.856	21.425	32.115	15.302	32.014	340.6
10	1'40.477	21.157	32.070	15.279	31.971	339.6
11	1'40.412	21.163	32.031	15.266	31.952	341.7

Race

MotoGP

Lap	Lap Time	T1	T2	T3	T4	Speed	Lap	Lap Time	T1	T2	T3	T4	Speed
12	1'41.358	21.014	32.191	15.649	32.504	342.8	6	1'40.283	21.024	32.094	15.245	31.920	341.7
13	1'40.674	21.146	32.038	15.251	32.239	346.1	7	1'40.497	21.167	32.120	15.305	31.905	342.8
14	1'41.259	21.632	32.113	15.343	32.171	340.6	8	1'40.592	21.064	32.121	15.352	32.055	343.9
15	1'40.261	21.035	31.976	15.254	31.996	341.7	9	1'40.471	21.015	32.093	15.360	32.003	342.8
16	1'40.423	21.075	32.061	15.305	31.982	341.7	10	1'41.166	21.191	32.421	15.516	32.038	342.8
17	1'40.553	21.163	32.042	15.279	32.069	343.9	11	1'41.369	21.599	32.039	15.410	32.321	342.8
18	1'40.990	21.482	32.077	15.438	31.993	341.7	12	1'40.702	21.072	32.149	15.359	32.122	342.8
19	1'40.767	21.232	32.112	15.338	32.085	343.9	13	1'40.546	21.050	32.132	15.406	31.958	342.8
20	1'41.172	21.696	32.094	15.346	32.036	341.7	14	1'40.638	21.000	32.276	15.347	32.015	340.6
21	1'41.547	21.744	32.222	15.414	32.167	345.0	15	1'40.698	21.223	32.127	15.409	31.939	345.0
22	1'40.626	21.235	32.205	15.288	31.898	348.3	16	1'41.426	21.657	32.090	15.395	32.284	339.6
23	1'40.309	21.088	31.991	15.296	31.934	342.8	17	1'40.856	21.032	32.208	15.561	32.055	341.7
24	1'40.683	21.087	32.173	15.425	31.998	343.9	18	1'40.461	20.952	32.223	15.287	31.999	339.6
25	1'41.125	21.215	32.557	15.396	31.957	340.6	19	1'40.370	20.832	32.072	15.401	32.065	341.7

8th **41** **Alex ESPARGARO** APRILIA SPA
Aprilia Racing Team Gresini

Run #	1	Front Tyre	Slick-Hard	Rear Tyre	Slick-Hard	Speed
		New Tyre		New Tyre		
1	1'46.671	24.920	33.480	15.789	32.482	117.9
2	1'41.725	21.819	32.388	15.546	31.972	346.1
3	1'40.872	21.227	32.329	15.390	31.926	345.0
4	1'41.079	21.273	32.237	15.354	32.215	345.0
5	1'41.128	21.449	32.277	15.440	31.962	342.8
6	1'41.021	21.310	32.191	15.465	32.055	345.0
7	1'40.554	21.097	32.188	15.359	31.910	341.7
8	1'40.379	21.042	31.996	15.469	31.872	342.8
9	1'40.308	21.126	31.992	15.370	31.820	342.8
10	1'40.661	21.160	32.194	15.405	31.902	343.9
11	1'41.333	21.618	32.177	15.327	32.211	341.7
12	1'41.007	21.279	32.221	15.314	32.193	347.2
13	1'40.409	21.197	32.082	15.309	31.821	340.6
14	1'40.378	21.092	32.076	15.398	31.812	342.8
15	1'40.710	21.388	32.110	15.316	31.896	346.1
16	1'41.090	21.416	32.058	15.460	32.156	342.8
17	1'40.476	20.955	32.210	15.327	31.984	340.6
18	1'40.083	20.963	31.954	15.296	31.870	339.6
19	1'40.314	20.993	31.999	15.374	31.948	341.7
20	1'40.447	21.196	31.923	15.311	32.017	341.7
21	1'41.146	21.170	32.561	15.434	31.981	341.7
22	1'40.835	21.209	32.341	15.311	31.974	343.9
23	1'40.478	21.176	32.096	15.346	31.860	345.0
24	1'40.040	20.871	31.989	15.309	31.871	342.8
25	1'41.053	21.053	32.201	15.337	32.462	345.0

9th **73** **Alex MARQUEZ** HONDA SPA
Repsol Honda Team

Run #	1	Front Tyre	Slick-Medium	Rear Tyre	Slick-Hard	Speed
		New Tyre		New Tyre		
1	1'47.069	25.547	33.318	15.692	32.512	126.1
2	1'41.803	21.848	32.295	15.524	32.136	347.2
3	1'40.580	21.046	32.188	15.395	31.951	345.0
4	1'40.675	21.242	32.165	15.400	31.868	343.9
5	1'41.078	21.324	32.160	15.299	32.295	343.9

20	1'40.568	20.976	32.132	15.412	32.048	341.7
21	1'40.744	21.021	32.208	15.463	32.052	341.7
22	1'40.779	20.992	32.306	15.407	32.074	346.1
23	1'41.301	21.085	32.360	15.687	32.169	346.1
24	1'40.745	20.829	32.052	15.559	32.305	345.0
25	1'41.071	21.200	32.222	15.493	32.156	342.8

10th **5** **Johann ZARCO** DUCATI FRA
Esponsorama Racing

Run #	1	Front Tyre	Slick-Medium	Rear Tyre	Slick-Hard	Speed
		New Tyre		New Tyre		
1	1'45.713	24.491	33.127	15.824	32.271	92.6
2	1'41.388	21.947*	32.244	15.372	31.825	340.6
3	1'40.910	21.325	31.995	15.454	32.136	342.8
4	1'40.697	21.344	32.062	15.302	31.989	333.3
5	1'40.341	21.154	31.928	15.297	31.962	346.1
6	1'40.306	21.144	31.872	15.363	31.927	347.2
7	1'40.561	21.134	32.046	15.405	31.976	349.5
8	1'40.743	21.367	32.097	15.305	31.974	343.9
9	1'40.754	21.409	32.083	15.295	31.967	345.0
10	1'40.472	21.210	32.017	15.349	31.896	346.1
11	1'40.486	21.228	32.039	15.256	31.963	349.5
12	1'41.210	21.172	31.990	15.634	32.414	347.2
13	1'40.702	21.282	32.102	15.236	32.082	345.0
14	1'40.782	21.161	32.173	15.427	32.021	349.5
15	1'40.220	21.024	31.978	15.233	31.985	348.3
16	1'40.480	21.171	32.111	15.244	31.954	347.2
17	1'40.686	21.206	32.161	15.238	32.081	346.1
18	1'40.888	21.156	32.221	15.339	32.172	345.0
19	1'40.784	21.049	32.229	15.344	32.162	342.8
20	1'41.196	21.165	32.199	15.426	32.406	342.8
21	1'42.197	21.996	32.662	15.364	32.175	340.6
22	1'41.019	21.265	32.346	15.286	32.122	347.2
23	1'41.217	21.055	32.613	15.369	32.180	347.2
24	1'41.652	21.163	32.445	15.484	32.560	346.1
25	1'41.355	21.389	32.316	15.443	32.207	341.7

Fastest Lap: Miquel OLIVEIRA Red Bull KTM Tech 3 POR **1'39.855** 20.882 31.802 15.215 31.956

These data/results cannot be reproduced, stored and/or transmitted in whole or in part by any manner of electronic, mechanical, photocopying, recording, broadcasting or otherwise now known or herein after developed without the previous express consent by the copyright owner, except for reproduction in daily press and regular printed publications on sale to the public within 60 days of the event related to those data/results and always provided that copyright symbol appears together as follows below.
© DORNA, 2020



Race

MotoGP

Lap	Lap Time	T1	T2	T3	T4	Speed	Lap	Lap Time	T1	T2	T3	T4	Speed	
11th	12	Maverick VIÑALES				YAMAHA	SPA	21	1'40.493	21.023	31.988	15.434	32.048	335.4
		Monster Energy Yamaha MotoGP						22	1'40.599	21.085	32.024	15.381	32.109	337.5
							23	1'40.604	20.975	32.012	15.354	32.263	337.5	
							24	1'40.882	21.222	32.206	15.476	31.978	342.8	
							25	1'40.955	21.258	32.322	15.342	32.033	341.7	

Run #	1	Front Tyre	Slick-Medium	Rear Tyre	Slick-Hard	
		New Tyre		New Tyre		
1	1'45.912	24.733	33.161	15.715	32.303	96.9
2	1'41.120	21.503	32.093	15.413	32.111	339.6
3	1'41.338	21.608	32.052	15.449	32.229	336.4
4	1'41.512	21.357	32.082	15.485	32.588	338.5
5	1'41.442	21.688	32.266	15.457	32.031	339.6
6	1'41.099	21.267	32.195	15.523	32.114	339.6
7	1'41.145 *	21.661*	32.100	15.416	31.968	336.4
8	1'40.595	21.240	31.979	15.354	32.022	337.5
9	1'40.505	21.077	32.041	15.403	31.984	339.6
10	1'40.855	21.093	32.113	15.447	32.202	339.6
11	1'40.750	21.147	32.100	15.447	32.056	339.6
12	1'40.705	21.047	32.122	15.465	32.071	339.6
13	1'40.885	21.318	32.128	15.392	32.047	340.6
14	1'40.876	21.239	31.983	15.402	32.252	335.4
15	1'40.482	21.063	32.036	15.346	32.037	339.6
16	1'40.904 *	21.327	32.137*	15.329	32.111	338.5
17	1'41.142	21.266	32.313	15.382	32.181	340.6
18	1'40.749	21.185	32.086	15.354	32.124	342.8
19	1'40.219	20.934	32.019	15.351	31.915	337.5
20	1'40.518	21.116	32.044	15.355	32.003	337.5
21	1'40.184	21.015	31.936	15.342	31.891	338.5
22	1'40.628	21.090	32.004	15.407	32.127	340.6
23	1'41.546	21.139	32.229	15.658	32.520	340.6
24	1'40.796	21.157	32.265	15.476	31.898	342.8
25	1'40.941	21.181	32.114	15.458	32.188	339.6

12th **46** **Valentino ROSSI** YAMAHA ITA
Monster Energy Yamaha MotoGP

Run #	1	Front Tyre	Slick-Medium	Rear Tyre	Slick-Hard	
		New Tyre		New Tyre		
1	1'46.995	25.532	33.439	15.710	32.314	129.8
2	1'41.808	21.666	32.431	15.487	32.224	343.9
3	1'41.165	21.337	32.220	15.434	32.174	338.5
4	1'40.793	21.310	32.098	15.363	32.022	338.5
5	1'41.057	21.273	32.234	15.413	32.137	341.7
6	1'40.890	21.221	32.111	15.454	32.104	340.6
7	1'41.011	21.551	32.073	15.384	32.003	339.6
8	1'41.724 *	22.084	32.152*	15.395	32.093	337.5
9	1'40.252	21.036	32.008	15.311	31.897	334.3
10	1'40.828	21.084	32.098	15.579	32.067	335.4
11	1'40.776	21.254	32.075	15.440	32.007	336.4
12	1'40.401	21.086	31.944	15.376	31.995	337.5
13	1'40.554	21.208	32.016	15.398	31.932	337.5
14	1'40.606	21.263	31.978	15.369	31.996	337.5
15	1'40.739	21.198	32.102	15.418	32.021	340.6
16	1'40.791	21.325	32.104	15.283	32.079	339.6
17	1'41.248	21.292	32.204	15.395	32.357	341.7
18	1'40.821	21.304	32.113	15.435	31.969	342.8
19	1'40.700	21.157	32.095	15.517	31.931	342.8
20	1'40.417	20.957	31.975	15.402	32.083	336.4

13th **35** **Cal CRUTCHLOW** HONDA GBR
LCR Honda CASTROL

Run #	1	Front Tyre	Slick-Medium	Rear Tyre	Slick-Hard	
		New Tyre		New Tyre		
1	1'44.376	23.852	32.841	15.601	32.082	77.2
2	1'40.901	21.292	32.235	15.361	32.013	340.6
3	1'40.922 *	21.281*	32.203	15.378	32.060	342.8
4	1'40.815	21.232	32.232	15.331	32.020	339.6
5	1'40.691	21.094	32.156	15.338	32.103	340.6
6	1'40.823	21.237	32.235	15.323	32.028	338.5
7	1'41.238	21.121	32.493	15.495	32.129	339.6
8	1'40.382	21.095	32.100	15.249	31.938	343.9
9	1'40.895	21.499	32.125	15.288	31.983	338.5
10	1'40.354	20.990	32.067	15.232	32.065	341.7
11	1'40.421	21.149	32.085	15.276	31.911	340.6
12	1'41.539	20.955	32.225	15.898	32.461	342.8
13	1'40.578	21.068	32.090	15.268	32.152	343.9
14	1'40.726	21.169	32.109	15.362	32.086	341.7
15	1'40.436	21.103	32.047	15.278	32.008	340.6
16	1'40.462	21.143	32.057	15.299	31.963	342.8
17	1'40.497	21.096	32.066	15.318	32.017	342.8
18	1'41.454	21.880	32.129	15.453	31.992	341.7
19	1'40.733	21.189	32.111	15.339	32.094	340.6
20	1'41.139	21.296	32.130	15.407	32.306	338.5
21	1'42.658	22.300	32.492	15.594	32.272	337.5
22	1'41.083	21.233	32.348	15.429	32.073	346.1
23	1'41.781	21.189	32.382	15.714	32.496	342.8
24	1'40.843	21.222	32.258	15.482	31.881	341.7
25	1'41.575	21.466	32.337	15.385	32.387	342.8

14th **20** **Fabio QUARTARARO** YAMAHA FRA
Petronas Yamaha SRT

Run #	1	Front Tyre	Slick-Medium	Rear Tyre	Slick-Hard	
		New Tyre		New Tyre		
1	1'45.645	24.440	32.993	15.791	32.421	78.4
2	1'41.315 *	21.450*	32.231	15.393	32.241	340.6
3	1'41.238	21.171	32.146	15.682	32.239	338.5
4	1'41.029	21.351	32.172	15.329	32.177	338.5
5	1'40.663	21.153	32.075	15.338	32.097	337.5
6	1'40.565	21.058	32.118	15.329	32.060	338.5
7	1'40.884	21.253	32.245	15.328	32.058	330.2
8	1'40.583	21.137	32.080	15.319	32.047	340.6
9	1'40.744	21.038	32.206	15.364	32.136	339.6
10	1'41.505	21.144	32.674	15.520	32.167	338.5
11	1'41.364	21.454	32.081	15.434	32.395	337.5
12	1'41.136	21.301	32.178	15.396	32.261	338.5
13	1'41.157	21.418	32.220	15.313	32.206	335.4
14	1'40.721	21.029	32.145	15.343	32.204	338.5

Fastest Lap: Miquel OLIVEIRA Red Bull KTM Tech 3 POR **1'39.855** 20.882 31.802 15.215 31.956

These data/results cannot be reproduced, stored and/or transmitted in whole or in part by any manner of electronic, mechanical, photocopying, recording, broadcasting or otherwise now known or herein after developed without the previous express consent by the copyright owner, except for reproduction in daily press and regular printed publications on sale to the public within 60 days of the event related to those data/results and always provided that copyright symbol appears together as follows below.
© DORNA, 2020



Race

MotoGP

Lap	Lap Time	T1	T2	T3	T4	Speed	Lap	Lap Time	T1	T2	T3	T4	Speed
15	1'40.634	21.093	32.119	15.305	32.117	338.5	9	1'41.060	21.206	32.005	15.473	32.376	339.6
16	1'40.881	21.150	32.231	15.309	32.191	339.6	10	1'41.161	21.272	32.267	15.448	32.174	338.5
17	1'41.468	21.224	32.297	15.390	32.557	339.6	11	1'40.818	21.103	32.125	15.405	32.185	339.6
18	1'40.848	21.134	32.245	15.384	32.085	341.7	12	1'40.843	21.120	32.036	15.448	32.239	339.6
19	1'41.722	21.459	32.302	15.415	32.546	341.7	13	1'40.713	21.043	31.900	15.438	32.332	339.6
20	1'41.122 *	21.213	32.249*	15.468	32.192	338.5	14	1'41.207	21.186	32.185	15.459	32.377	338.5
21	1'41.998	21.380	32.631	15.628	32.359	334.3	15	1'41.163	21.075	32.170	15.449	32.469	340.6
22	1'41.125	21.196	32.354	15.405	32.170	338.5	16	1'41.281	21.048	32.215	15.600	32.418	336.4
23	1'41.045	21.169	32.138	15.457	32.281	335.4	17	1'41.613	21.177	32.293	15.540	32.603	337.5
24	1'41.230	21.254	32.270	15.404	32.302	335.4	18	1'41.219	21.161	32.197	15.483	32.378	337.5
25	1'41.917	21.432	32.568	15.505	32.412	335.4	19	1'41.379	21.097	32.251	15.542	32.489	336.4

15th **42** **Alex RINS** SUZUKI SPA
Team SUZUKI ECSTAR

Run #	1	Front Tyre	Slick-Medium	Rear Tyre	Slick-Hard	
			New Tyre		New Tyre	
1	1'45.367	24.403	32.800	15.727	32.437	108.9
2	1'42.108	22.410	32.366	15.297	32.035	343.9
3	1'41.065	21.351	32.105	15.323	32.286	345.0
4	1'40.930	21.365	32.157	15.215	32.193	345.0
5	1'40.519	21.200	32.015	15.254	32.050	342.8
6	1'40.506	21.208	32.139	15.261	31.898	345.0
7	1'40.632	21.102	32.030	15.331	32.169	338.5
8	1'40.558	21.109	32.086	15.286	32.077	340.6
9	1'40.557	21.045	32.049	15.257	32.206	338.5
10	1'40.569	21.149	32.068	15.279	32.073	340.6
11	1'40.361	21.019	31.967	15.302	32.073	341.7
12	1'40.792	21.152	32.079	15.338	32.223	339.6
13	1'40.847	21.161	32.206	15.339	32.141	343.9
14	1'41.407 *	21.806*	32.126	15.237	32.238	343.9
15	1'41.515	21.631	32.307	15.282	32.295	341.7
16	1'42.074	21.625	32.197	15.575	32.677	341.7
17	1'41.359	21.155	32.512	15.301	32.391	340.6
18	1'40.936	21.097	32.214	15.272	32.353	340.6
19	1'41.733	21.108	32.363	15.817	32.445	342.8
20	1'41.455	21.072	32.461	15.394	32.528	341.7
21	1'41.840	21.190	32.702	15.467	32.481	342.8
22	1'41.973	21.158	32.907	15.411	32.497	338.5
23	1'41.843	21.218	32.577	15.548	32.500	339.6
24	1'42.212	21.169	32.763	15.564	32.716	339.6
25	1'42.781	21.320	32.829	15.641	32.991	338.5

16th **9** **Daniilo PETRUCCI** DUCATI ITA
Ducati Team

Run #	1	Front Tyre	Slick-Medium	Rear Tyre	Slick-Hard	
			New Tyre		New Tyre	
1	1'47.622	25.753	33.416	15.816	32.637	130.9
2	1'42.346	21.639	32.539	15.650	32.518	346.1
3	1'42.409	22.130	32.334	15.621	32.324	343.9
4	1'41.230	21.213	32.177	15.428	32.412	340.6
5	1'41.220	21.427	32.164	15.474	32.155	342.8
6	1'41.235	21.532	32.195	15.370	32.138	339.6
7	1'40.727	21.211	31.974	15.398	32.144	340.6
8	1'41.482	21.756	32.041	15.371	32.314	341.7

17th **82** **Mika KALLIO** KTM FIN
Red Bull KTM Tech 3

Run #	1	Front Tyre	Slick-Hard	Rear Tyre	Slick-Hard	
			New Tyre		New Tyre	
1	1'49.024	26.053	34.075	16.076	32.820	141.3
2	1'42.813	21.619	32.712	15.902	32.580	341.7
3	1'42.099	21.564	32.432	15.619	32.484	342.8
4	1'42.044	21.428	32.391	15.623	32.602	340.6
5	1'41.901	21.425	32.404	15.600	32.472	338.5
6	1'42.125	21.488	32.362	15.820	32.455	337.5
7	1'41.830	21.299	32.395	15.602	32.534	337.5
8	1'42.037	21.509	32.431	15.591	32.506	333.3
9	1'42.296	21.524	32.514	15.666	32.592	336.4
10	1'42.079	21.343	32.483	15.673	32.580	334.3
11	1'42.008	21.529	32.407	15.565	32.507	335.4
12	1'41.807	21.357	32.393	15.618	32.439	335.4
13	1'41.922	21.473	32.337	15.496	32.616	333.3
14	1'41.980	21.461	32.382	15.576	32.561	333.3
15	1'41.688	21.248	32.360	15.570	32.510	335.4
16	1'41.625	21.373	32.285	15.521	32.446	334.3
17	1'41.513	21.216	32.344	15.622	32.331	335.4
18	1'41.889	21.460	32.467	15.602	32.360	333.3
19	1'42.092	21.270	32.561	15.703	32.558	335.4
20	1'42.050	21.479	32.445	15.614	32.512	331.2
21	1'41.956	21.305	32.551	15.602	32.498	334.3
22	1'41.976	21.218	32.578	15.573	32.607	336.4
23	1'41.740	21.245	32.450	15.592	32.453	336.4
24	1'41.796	21.369	32.363	15.605	32.459	336.4
25	1'42.283	21.401	32.491	15.788	32.603	338.5

18th **53** **Tito RABAT** DUCATI SPA
Esponsorama Racing

Run #	1	Front Tyre	Slick-Hard	Rear Tyre	Slick-Hard	
			New Tyre		New Tyre	
1	1'47.926	25.842	33.656	15.711	32.717	138.2
2	1'43.184	21.531	32.787	16.258	32.608	343.9

Fastest Lap: Miquel OLIVEIRA Red Bull KTM Tech 3 POR **1'39.855** 20.882 31.802 15.215 31.956

These data/results cannot be reproduced, stored and/or transmitted in whole or in part by any manner of electronic, mechanical, photocopying, recording, broadcasting or otherwise now known or herein after developed without the previous express consent by the copyright owner, except for reproduction in daily press and regular printed publications on sale to the public within 60 days of the event related to those data/results and always provided that copyright symbol appears together as follows below.
© DORNA, 2020



Race

MotoGP

Lap	Lap Time	T1	T2	T3	T4	Speed	Lap	Lap Time	T1	T2	T3	T4	Speed
3	1'41.828	21.702	32.549	15.476	32.101	338.5	<i>Run # 1</i>	<i>Front Tyre</i>	<i>Slick-Medium</i>	<i>Rear Tyre</i>	<i>Slick-Hard</i>		
4	1'41.298	21.502	32.240	15.408	32.148	342.8		New Tyre			New Tyre		
5	1'41.645 *	21.413*	32.283	15.634	32.315	346.1	1	1'46.265	25.186	33.126	15.792	32.161	136.7
6	1'41.588	21.299	32.330	15.494	32.465	340.6	2	1'44.578	23.887	32.448	15.709	32.534	342.8
7	1'42.394	21.461	32.359	15.949	32.625	338.5	3	1'41.626	21.603	32.221	15.511	32.291	340.6
8	1'41.642	21.452	32.142	15.595	32.453	339.6	4	1'41.035	21.237	32.156	15.466	32.176	338.5
9	1'41.544	21.195	32.272	15.705	32.372	338.5	5	1'41.237	21.238	32.048	15.447	32.504	335.4
10	1'41.501	21.237	32.202	15.651	32.411	340.6	6	1'41.006	21.447	32.003	15.375	32.181	331.2
11	1'41.687	21.262	32.180	15.676	32.569	337.5	7	1'40.713	21.031	32.128	15.383	32.171	334.3
12	1'41.745	21.206	32.253	15.761	32.525	339.6	8	1'40.635	21.132	32.000	15.335	32.168	334.3
13	1'41.925	21.351	32.254	15.737	32.583	337.5	9	1'40.746	21.083	32.096	15.377	32.190	335.4
14	1'42.172	21.423	32.371	15.698	32.680	336.4	10	1'40.900	21.180	32.116	15.374	32.230	333.3
15	1'41.884	21.273	32.395	15.638	32.578	337.5	11	1'40.973	21.206	32.127	15.380	32.260	333.3
16	1'41.789	21.224	32.228	15.728	32.609	336.4	12	1'40.989	21.186	32.134	15.462	32.207	334.3
17	1'42.209	21.376	32.378	15.663	32.792	337.5	13	1'41.061	21.144	32.215	15.351	32.351	332.3
18	1'42.213	21.392	32.554	15.740	32.527	334.3	14	1'41.208	21.157	32.338	15.440	32.273	333.3
19	1'42.195	21.207	32.398	15.706	32.884	336.4	15	1'53.779 P	21.285	32.358	15.398	44.738	335.4
20	1'42.342	21.291	32.400	15.785	32.866	335.4							
21	1'42.376	21.300	32.575	15.729	32.772	333.3							
22	1'42.231	21.158	32.482	15.815	32.776	337.5							
23	1'42.449	21.427	32.460	15.846	32.716	335.4							
24	1'42.408	21.268	32.580	15.799	32.761	335.4							
25	1'42.399	21.222	32.529	15.883	32.765	336.4							

19th 32 Lorenzo SAVADORI APRILIA ITA
Aprilia Racing Team Gresini

21st 33 Brad BINDER KTM RSA
Red Bull KTM Factory Racing

Run #	1	Front Tyre	Slick-Hard	Rear Tyre	Slick-Hard	Speed
1	1'48.097	25.837	33.902	15.735	32.623	132.3
2	1'42.656	21.690	32.694	15.686	32.586	341.7
3	1'42.072	21.814	32.406	15.404	32.448	340.6
4	1'41.343	21.389	32.202	15.367	32.385	340.6
5	1'42.005	21.731	32.409	15.471	32.394	337.5
6	1'41.544	21.548	32.248	15.389	32.359	335.4
7	1'41.838	21.633	32.195	15.533	32.477	334.3
8	1'41.105	21.302	32.122	15.391	32.290	332.3
9	1'41.100	21.310	32.108	15.372	32.310	334.3
10	1'40.995	21.298	32.051	15.429	32.217	333.3
11	1'41.273	21.364	32.199	15.374	32.336	333.3
12	1'41.068	21.280	32.104	15.338	32.346	334.3
13	1'40.965	21.230	32.122	15.272	32.341	333.3
14	1'41.208	21.191	32.160	15.388	32.469	334.3
15	1'41.216	21.273	32.183	15.406	32.354	335.4
16	1'41.440	21.460	32.145	15.367	32.468	333.3
17	1'41.103	21.256	32.129	15.350	32.368	334.3
18	1'40.936	21.264	32.087	15.311	32.274	332.3
19	1'41.193	21.196	32.156	15.352	32.489	334.3
20	1'41.150	21.348	32.090	15.357	32.355	333.3
21	1'41.175	21.317	32.086	15.428	32.344	334.3
22	1'40.951	21.268	32.127	15.321	32.235	334.3
	unfinished	21.273				336.4

22nd 63 Francesco BAGNAIA DUCATI ITA
Pramac Racing

Run #	1	Front Tyre	Slick-Medium	Rear Tyre	Slick-Hard	Speed
1	unfinished	25.563				122.8

20th 36 Joan MIR SUZUKI SPA
Team SUZUKI ECSTAR

Fastest Lap: Miquel OLIVEIRA Red Bull KTM Tech 3 POR **1'39.855** 20.882 31.802 15.215 31.956

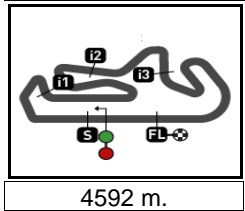
These data/results cannot be reproduced, stored and/or transmitted in whole or in part by any manner of electronic, mechanical, photocopying, recording, broadcasting or otherwise now known or herein after developed without the previous express consent by the copyright owner, except for reproduction in daily press and regular printed publications on sale to the public within 60 days of the event related to those data/results and always provided that copyright symbol appears together as follows below.
© DORNA, 2020

Official MotoGP Timing by **TISSOT**
www.motogp.com



Portimao, Sunday, November 22, 2020

Page 6 of 6



4592 m.

GRANDE PRÉMIO MEO DE PORTUGAL

Race

Analysis by Lap

35

Num Lap Time Gap

Num	Lap	Time	Gap	Num	Lap	Time	Gap	Num	Lap	Time	Gap
Lap 1											
88	1	1'43.072		41	1	1'40.872	6.193	5	1	1'40.306	6.261
21	1	1'43.713	0.641	73	1	1'40.580	6.377	20	1	1'40.565	7.361
43	1	1'44.262	1.190	46	1	1'41.165	6.893	42	1	1'40.506	7.401
35	1	1'44.376	1.304	9	1	1'42.409	9.302	30	1	1'40.359	7.634
44	1	1'44.987	1.915	36	1	1'41.626	9.394	4	1	1'40.703	8.335
42	1	1'45.367	2.295	32	1	1'42.072	9.750	73	1	1'40.283	8.394
6	1	1'45.454	2.382	53	1	1'41.828	9.863	12	1	1'41.099	9.329
20	1	1'45.645	2.573	82	1	1'42.099	10.861	41	1	1'41.021	9.402
5	1	1'45.713	2.641	Lap 4			46	1	1'40.890	9.614	
12	1	1'45.912	2.840	88	1	1'39.879		36	1	1'41.006	12.653
30	1	1'46.137	3.065	21	1	1'40.400	2.431	9	1	1'41.235	12.968
36	1	1'46.265	3.193	43	1	1'40.477	3.130	53	1	1'41.588	14.375
4	1	1'46.492	3.420	35	1	1'40.815	4.060	32	1	1'41.544	14.623
41	1	1'46.671	3.599	6	1	1'40.789	4.228	82	1	1'42.125	16.912
33	1	1'46.731	3.659	44	1	1'40.501	4.465	Lap 7			
46	1	1'46.995	3.923	5	1	1'40.697	5.754	88	1	1'40.119	
73	1	1'47.069	3.997	20	1	1'41.029	6.273	21	1	1'40.392	3.252
9	1	1'47.622	4.550	42	1	1'40.930	6.516	43	1	1'40.402	3.925
53	1	1'47.926	4.854	30	1	1'40.959	6.653	44	1	1'40.696	6.333
32	1	1'48.097	5.025	12	1	1'41.512	6.928	35	1	1'41.238	6.553
82	1	1'49.024	5.952	4	1	1'40.916	7.053	6	1	1'40.872	6.627
Lap 2											
88	1	1'40.091		73	1	1'40.675	7.173	5	1	1'40.561	6.703
21	1	1'40.799	1.349	41	1	1'41.079	7.393	42	1	1'40.632	7.914
43	1	1'40.782	1.881	46	1	1'40.793	7.807	20	1	1'40.884	8.126
35	1	1'40.901	2.114	36	1	1'41.035	10.550	30	1	1'40.685	8.200
44	1	1'40.809	2.633	9	1	1'41.230	10.653	73	1	1'40.497	8.772
6	1	1'40.553	2.844	32	1	1'41.343	11.214	4	1	1'41.094	9.310
20	1	1'41.315	3.797	53	1	1'41.298	11.282	41	1	1'40.554	9.837
12	1	1'41.120	3.869	82	1	1'42.044	13.026	12	1	1'41.145	10.355
5	1	1'41.388	3.938	Lap 5			46	1	1'41.011	10.506	
42	1	1'42.108	4.312	88	1	1'40.221		36	1	1'40.713	13.247
30	1	1'41.598	4.572	21	1	1'40.414	2.624	9	1	1'40.727	13.576
4	1	1'41.745	5.074	43	1	1'40.368	3.277	32	1	1'41.838	16.342
41	1	1'41.725	5.233	42	1	1'40.368	3.277	53	1	1'42.394	16.650
46	1	1'41.808	5.640	35	1	1'40.691	4.530	82	1	1'41.830	18.623
73	1	1'41.803	5.709	44	1	1'40.911	5.155	Lap 8			
9	1	1'42.346	6.805	6	1	1'41.333	5.340	88	1	1'39.985	
33	1	1'43.284	6.852	5	1	1'40.341	5.874	21	1	1'40.128	3.395
32	1	1'42.656	7.590	20	1	1'40.663	6.715	43	1	1'40.346	4.286
36	1	1'44.578	7.680	42	1	1'40.519	6.814	44	1	1'40.547	6.895
53	1	1'43.184	7.947	30	1	1'40.762	7.194	35	1	1'40.382	6.950
82	1	1'42.813	8.674	4	1	1'40.719	7.551	6	1	1'40.569	7.211
Lap 3											
88	1	1'39.912		73	1	1'41.078	8.030	5	1	1'40.743	7.461
21	1	1'40.473	1.910	12	1	1'41.442	8.149	42	1	1'40.558	8.487
43	1	1'40.563	2.532	41	1	1'41.128	8.300	20	1	1'40.583	8.724
35	1	1'40.922	3.124	46	1	1'41.057	8.643	30	1	1'40.574	8.789
6	1	1'40.386	3.318	36	1	1'41.237	11.566	44	1	1'40.519	9.379
44	1	1'41.122	3.843	9	1	1'41.220	11.652	4	1	1'40.575	9.900
5	1	1'40.910	4.936	53	1	1'41.645	12.706	41	1	1'40.379	10.231
20	1	1'41.238	5.123	32	1	1'42.005	12.998	12	1	1'40.595	10.965
12	1	1'41.338	5.295	82	1	1'41.901	14.706	46	1	1'41.724	12.245
42	1	1'41.065	5.465	Lap 6			36	1	1'40.635	13.897	
30	1	1'40.913	5.573	88	1	1'39.919		9	1	1'41.482	15.073
4	1	1'40.854	6.016	21	1	1'40.274	2.979	32	1	1'41.105	17.462
Lap 4											
88	1	1'39.855		43	1	1'40.284	3.642	53	1	1'41.642	18.307
21	1	1'40.272	3.812	35	1	1'40.823	5.434	82	1	1'42.037	20.675
43	1	1'40.112	4.543	44	1	1'40.520	5.756	Lap 9			
44	1	1'40.615	7.655	6	1	1'40.453	5.874	46	1	1'40.776	13.921
35	1	1'40.895	7.990	Lap 10			36	1	1'40.973	16.336	
6	1	1'40.856	8.212	88	1	1'40.216		88	1	1'40.109	
5	1	1'40.754	8.360	21	1	1'40.167	3.763	21	1	1'40.137	3.791
42	1	1'40.557	9.189	43	1	1'40.047	4.374	43	1	1'40.108	4.373
20	1	1'40.744	9.613	44	1	1'40.454	7.893	44	1	1'40.318	8.102
30	1	1'40.731	9.665	35	1	1'40.354	8.128	35	1	1'40.421	8.440
73	1	1'40.471	9.995	6	1	1'40.477	8.473	6	1	1'40.412	8.776
4	1	1'40.331	10.376	5	1	1'40.472	8.616	9	1	1'41.161	17.223
41	1	1'40.308	10.684	42	1	1'40.569	9.542	32	1	1'40.995	19.486
12	1	1'40.505	11.615	44	1	1'40.986	10.435	53	1	1'41.501	21.281
46	1	1'40.252	12.642	30	1	1'40.986	10.435	82	1	1'42.079	24.979
36	1	1'40.746	14.788	20	1	1'41.505	10.902	Lap 11			
9	1	1'41.060	16.278	73	1	1'41.166	10.945	88	1	1'40.109	
32	1	1'41.100	18.707	4	1	1'40.886	11.046	21	1	1'40.137	3.791
53	1	1'41.544	19.996	41	1	1'40.661	11.129	43	1	1'40.108	4.373
82	1	1'42.296	23.116	12	1	1'40.855	12.254	44	1	1'40.318	8.102
Lap 5											
88	1	1'40.162		46	1	1'40.828	13.254	35	1	1'40.421	8.440
21	1	1'40.125	3.622	36	1	1'40.900	15.472	6	1	1'40.412	8.776
43	1	1'40.303	4.321	9	1	1'41.161	17.223	5	1	1'40.486	8.993
44	1	1'40.572	9.803	32	1	1'40.995	19.486	42	1	1'40.361	9.794
35	1	1'40.578	10.004	53	1	1'41.501	21.281	30	1	1'40.333	10.659
6	1	1'40.674	10.255	82	1	1'41.807	28.294	4	1	1'40.431	11.368
5	1	1'40.702	10.352	Lap 12			20	1	1'41.364	12.157	
42	1	1'40.847	10.880	88	1	1'40.391		73	1	1'41.369	12.205
30	1	1'40.644	11.177	21	1	1'40.259	3.659	41	1	1'41.333	12.353
4	1	1'40.527	11.699	43	1	1'40.198	4.180	12	1	1'40.750	12.895
73	1	1'40.546	12.900	44	1	1'41.682	9.393	46	1	1'40.776	13.921
41	1	1'40.409	13.216	35	1	1'41.539	9.588	30	1	1'41.202	12.343
20	1	1'41.157	13.897	6	1	1'41.358	9.743	4	1	1'40.761	12.424
12	1	1'40.885	13.932	5	1	1'41.210	9.812	Lap 13			
46	1	1'40.554	14.323	42	1	1'40.792	10.195	88	1	1'40.036	
36	1	1'41.061	17.833	30	1	1'40.427	10.695	21	1	1'40.367	3.953
9	1	1'40.713	18.935	4	1	1'40.357	11.334	43	1	1'40.255	4.540
32	1	1'40.965	22.130	73	1	1'40.702	12.516	44	1	1'40.752	10.519
53	1	1'41.925	25.976	20	1	1'41.136	12.902	35	1	1'40.726	10.694
82	1	1'41.922	30.054	41	1	1'41.007	12.969	5	1	1'40.782	11.098
Lap 6											
88	1	1'40.036		12	1	1'40.705	13.209	6	1	1'41.259	11.478
21	1	1'40.000	3.636	46	1	1'40.401	13.931	42	1	1'41.407	12.251
43	1	1'40.187	4.171	36	1	1'40.989	16.934	30	1	1'41.202	12.343
44	1	1'40.687	22.859	9	1	1'40.843	18.384	4	1	1'40.761	12.424
82	1	1'42.008	26.878	32	1	1'41.068	21.327	Lap 14			

Num Lap Time Gap

73	1'40.638	13.502
41	1'40.378	13.558
20	1'40.721	14.582
12	1'40.876	14.772
46	1'40.606	14.893
36	1'41.208	19.005
9	1'41.207	20.106
32	1'41.208	23.302
53	1'42.172	28.112
82	1'41.980	31.998

Lap 15

88	1'40.030	
21	1'40.191	4.114
43	1'40.155	4.665
44	1'40.452	10.941
35	1'40.436	11.100
5	1'40.220	11.288
6	1'40.261	11.709
4	1'40.551	12.945
30	1'40.756	13.069
42	1'41.515	13.736
73	1'40.698	14.170
41	1'40.710	14.238
20	1'40.634	15.186
12	1'40.482	15.224
46	1'40.739	15.602
9	1'41.163	21.239
32	1'41.216	24.488
53	1'41.884	29.966
36	1'53.779	32.754
82	1'41.688	33.656

Lap 16

88	1'40.057	
21	1'40.007	4.064
43	1'39.956	4.564
44	1'40.274	11.158
35	1'40.462	11.505
5	1'40.480	11.711
6	1'40.423	12.075
4	1'40.355	13.243
30	1'40.413	13.425
41	1'41.090	15.271
73	1'41.426	15.539
42	1'42.074	15.753
20	1'40.881	16.010
12	1'40.904	16.071
46	1'40.791	16.336
9	1'41.281	22.463
32	1'41.440	25.871
53	1'41.789	31.698
82	1'41.625	35.224

Lap 17

88	1'40.253	
21	1'40.409	4.220
43	1'40.198	4.509
44	1'40.312	11.217
35	1'40.497	11.749
5	1'40.686	12.144
6	1'40.553	12.375
4	1'40.324	13.314
30	1'40.361	13.533
41	1'40.476	15.494
73	1'40.856	16.142
42	1'41.359	16.859
12	1'41.142	16.960
20	1'41.468	17.225
46	1'41.248	17.331

9	1'41.613	23.823
32	1'41.103	26.721
53	1'42.209	33.654
82	1'41.513	36.484

Lap 18

88	1'40.275	
21	1'40.360	4.305
43	1'40.705	4.939
44	1'40.256	11.198
5	1'40.888	12.757
35	1'41.454	12.928
6	1'40.990	13.090
4	1'40.446	13.485
30	1'40.435	13.693
41	1'40.083	15.302
73	1'40.461	16.328
12	1'40.749	17.434
42	1'40.936	17.520
20	1'40.848	17.798
46	1'40.821	17.877
9	1'41.219	24.767
32	1'40.936	27.382
53	1'42.213	35.592
82	1'41.889	38.098

Lap 19

88	1'40.330	
21	1'40.235	4.210
43	1'40.061	4.670
44	1'40.643	11.511
5	1'40.784	13.211
35	1'40.733	13.331
6	1'40.767	13.527
4	1'40.579	13.734
30	1'40.573	13.936
41	1'40.314	15.286
73	1'40.370	16.368
12	1'40.219	17.323
46	1'40.700	18.247
42	1'41.733	18.923
20	1'41.722	19.190
9	1'41.379	25.816
32	1'41.193	28.245
53	1'42.195	37.457
82	1'42.092	39.860

Lap 20

88	1'40.264	
21	1'40.422	4.368
43	1'40.371	4.777
44	1'40.823	12.070
5	1'41.196	14.143
35	1'41.139	14.206
4	1'40.833	14.303
6	1'41.172	14.435
30	1'40.833	14.505
41	1'40.447	15.469
73	1'40.568	16.672
12	1'40.518	17.577
46	1'40.417	18.400
20	1'41.122	20.048
42	1'41.455	20.114
9	1'41.583	27.135
32	1'41.150	29.131
53	1'42.342	39.535
82	1'42.050	41.646

Lap 21

88	1'40.140	
----	----------	--

21	1'40.369	4.597
43	1'40.240	4.877
44	1'40.698	12.628
30	1'41.147	15.512
4	1'41.592	15.755
6	1'41.547	15.842
5	1'42.197	16.200
41	1'41.146	16.475
35	1'42.658	16.724
73	1'40.744	17.276
12	1'40.184	17.621
46	1'40.493	18.753
42	1'41.840	21.814
20	1'41.998	21.906
9	1'41.451	28.446
32	1'41.175	30.166
53	1'42.376	41.771
82	1'41.956	43.462

Lap 22

88	1'40.479	
21	1'40.116	4.234
43	1'40.321	4.719
44	1'41.170	13.319
30	1'40.293	15.326
4	1'40.507	15.783
6	1'40.626	15.989
5	1'41.019	16.740
41	1'40.835	16.831
35	1'41.083	17.328
73	1'40.779	17.576
12	1'40.628	17.770
46	1'40.599	18.873
20	1'41.125	22.552
42	1'41.973	23.308
9	1'41.280	29.247
32	1'40.951	30.638
53	1'42.231	43.523
82	1'41.976	44.959

Lap 23

88	1'40.498	
21	1'40.328	4.064
43	1'40.150	4.371
44	1'40.815	13.636
30	1'40.015	14.843
4	1'40.453	15.738
6	1'40.309	15.800
41	1'40.478	16.811
5	1'41.217	17.459
73	1'41.301	18.379
35	1'41.781	18.611
12	1'41.546	18.818
46	1'40.604	18.979
20	1'41.045	23.099
42	1'41.843	24.653
9	1'41.473	30.222
53	1'42.449	45.474
82	1'41.740	46.201

Lap 24

88	1'40.706	
21	1'40.208	3.566
43	1'40.359	4.024
44	1'40.568	13.498
30	1'40.133	14.270
4	1'40.702	15.734
6	1'40.683	15.777
41	1'40.040	16.145
5	1'41.652	18.405

73	1'40.745	18.418
35	1'40.843	18.748
12	1'40.796	18.908
46	1'40.882	19.155
20	1'41.230	23.623
42	1'42.212	26.159
9	1'41.960	31.476
53	1'42.408	47.176
82	1'41.796	47.291

Lap 25

88	1'41.164	
43	1'40.333	3.193
21	1'40.896	3.298
44	1'40.292	12.626
30	1'40.212	13.318
4	1'41.008	15.578
6	1'41.125	15.738
41	1'41.053	16.034
73	1'41.071	18.325
5	1'41.355	18.596
12	1'40.941	18.685
46	1'40.955	18.946
35	1'41.575	19.159
20	1'41.917	24.376
42	1'42.781	27.776
9	1'43.954	34.266
82	1'42.283	48.410
53	1'42.399	48.411

Lapped rider

These data/results cannot be reproduced, stored and/or transmitted in whole or in part by any manner of electronic, mechanical, photocopying, recording, broadcasting or otherwise now known or herein after developed without the previous express consent by the copyright owner, except for reproduction in daily press and regular printed publications on sale to the public within 60 days of the event related to those data/results and always provided that copyright symbol appears together as follows below.

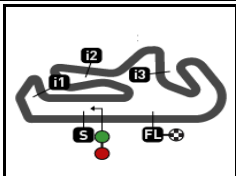
© DORNA, 2020

Official MotoGP Timing by TISSOT
www.motogp.com

Portimao, Sunday, November 22, 2020

Page 2 of 2





4592 m.

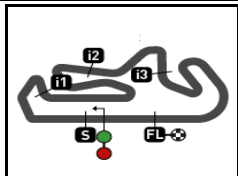
GRANDE PRÉMIO MEO DE PORTUGAL

2020 Rookie of the Year Classification

Rider	Nation	Points	Leader Previous	QAT	SPA	ANC	CZE	AUT	STY	RSM	EMI	CAT	FRA	ARA	TER	EUR	VAL	POR
1 BINDER Brad	RSA	87		-	3	-	25	13	8	4	-	5	4	5	-	9	11	-
2 MARQUEZ Alex	SPA	74	13	13	-	4	8	1	2	-	9	3	20	20	-	-	-	7
3 LECUONA Iker	SPA	27	60	47	-	-	-	7	6	2	-	2	1	2	7	-	-	-

These data/results cannot be reproduced, stored and/or transmitted in whole or in part by any manner of electronic, mechanical, photocopying, recording, broadcasting or otherwise now known or herein after developed without the previous express consent by the copyright owner, except for reproduction in daily press and regular printed publications on sale to the public within 60 days of the event related to those data/results and always provided that copyright symbol appears together as follows below.
© DORNA, 2020





4592 m.

GRANDE PRÉMIO MEO DE PORTUGAL

MotoGP™

36

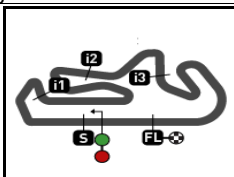
2020 Independent Team Classification

Rider	Nation	Points	Leader Previous	QAT	SPA	ANC	CZE	AUT	STY	RSM	EMI	CAT	FRA	ARA	TER	EUR	VAL	POR	
1 MORBIDELLI Franco	ITA	158		-	11	-	20	-	1	25	7	13	-	10	25	5	25	16	
2 MILLER Jack	AUS	132	26	26	-	13	-	7	16	20	8	-	11	-	7	-	10	20	20
3 QUARTARARO Fabio	FRA	127	31	5	-	25	25	9	8	3	-	13	25	7	-	8	2	-	2
4 OLIVEIRA Miguel	POR	125	33	2	-	8	-	10	-	25	5	11	-	10	-	10	11	10	25
5 NAKAGAMI Takaaki	JPN	116	42	9	-	6	13	8	10	9	7	10	9	9	11	-	13	-	11
6 ZARCO Johann	FRA	77	81	39	-	5	7	16	-	2	1	5	-	11	6	11	7	-	6
7 BAGNAIA Francesco	ITA	47	111	30	-	9	-	-	-	-	20	-	10	3	-	-	-	5	-
8 ESPARGARO Aleix	SPA	42	116	5	-	-	-	6	5	4	3	-	4	2	3	-	-	7	8
9 CRUTCHLOW Cal	GBR	32	126	10	-	-	3	3	1	-	-	-	6	-	8	5	-	3	3
10 LECUONA Iker	SPA	27	131	5	-	-	-	-	7	6	2	-	2	1	2	7	-	-	-
11 SMITH Bradley	GBR	12	146	15	-	1	4	-	3	-	-	3	-	-	-	1	-	-	-
12 RABAT Tito	SPA	10	148	2	-	2	5	-	-	-	-	-	1	-	-	2	-	-	-
13 PIRRO Michele	ITA	4	154	6	-	-	-	-	4	-	-	-	-	-	-	-	-	-	-

Team	Points	Leader Previous	QAT	SPA	ANC	CZE	AUT	STY	RSM	EMI	CAT	FRA	ARA	TER	EUR	VAL	POR	
1 PETRONAS YAMAHA SRT	248		-	0	25	29	8	3	25	20	38	7	10	33	7	25	18	
2 PRAMAC RACING	183	65	65	-	22	-	7	20	20	28	-	21	3	7	-	10	25	20
3 RED BULL KTM TECH 3	152	96	31	-	8	-	10	7	31	7	11	2	11	2	17	11	10	25
4 LCR HONDA	148	100	4	-	6	16	11	11	9	7	10	15	9	19	5	13	3	14
5 ESPONSORAMA RACING	87	161	61	-	7	12	16	-	2	1	5	1	11	6	13	7	-	6
6 APRILIA RACING TEAM GRESINI	54	194	33	-	1	4	6	8	4	3	3	4	2	3	1	-	7	8

These data/results cannot be reproduced, stored and/or transmitted in whole or in part by any manner of electronic, mechanical, photocopying, recording, broadcasting or otherwise now known or herein after developed without the previous express consent by the copyright owner, except for reproduction in daily press and regular printed publications on sale to the public within 60 days of the event related to those data/results and always provided that copyright symbol appears together as follows below.
© DORNA, 2020





4592 m.

2020 Riders Performance

(Qualifying Position - Starting Position - Race Position)

37

Rider	Points	QAT	SPA	ANC	CZE	AUT	STY	RSM	EMI	CAT	FRA	ARA	TER	EUR	VAL	POR				
1 MIR Joan	171	-	12	10	9	6	4	8	11	8	14	6	12	5	12	20	-	-	-	-
		-	10-NC	10-5	9-NC	6-2	3-4	8-3	11-2	8-2	14-11	6-3	12-3	5-1	12-7	20-NC	-	-	-	-
2 MORBIDELLI Franco	158	-	10	6	3	7	11	2	8	1	11	4	2	9	1	2	-	-	-	-
		-	8-5	6-NC	3-2	7-NP	10-15	2-1	8-9	1-4	11-NC	4-6	2-1	8-11	1-1	2-3	-	-	-	-
3 RINS Alex	139	-	9	20	11	8	7	7	18	13	16	10	3	2	14	10	-	-	-	-
		-	-NS	20-10	11-4	8-NC	6-6	7-5	18-12	13-3	16-NC	10-1	3-2	2-2	14-4	10-15	-	-	-	-
4 DOVIZIOSO Andrea	135	-	8	14	18	4	9	9	10	17	6	13	17	12	17	12	-	-	-	-
		-	7-3	14-6	18-11	4-1	8-5	9-7	10-8	17-NL	6-4	13-7	17-13	12-8	17-8	12-6	-	-	-	-
5 ESPARGARO Pol	135	-	7	12	6	5	1	11	4	7	8	12	9	1	5	9	-	-	-	-
		-	6-6	12-7	6-NC	5-NC	1-3	11-10	4-3	7-NC	8-3	12-12	9-4	1-3	5-3	9-4	-	-	-	-
6 VIÑALES Maverick	132	-	2	2	5	1	6	1	1	5	5	2	4	15	6	8	-	-	-	-
		-	2-2	2-2	5-14	1-10	5-NP	1-6	1-1	5-9	5-10	2-4	4-7	21-13	6-10	8-11	-	-	-	-
7 MILLER Jack	132	-	5	7	14	2	5	5	2	4	2	5	14	7	2	3	-	-	-	-
		-	5-4	7-NC	14-9	2-3	4-2	5-8	2-NC	4-5	2-NC	5-9	14-NL	6-6	2-2	3-2	-	-	-	-
8 QUARTARARO Fabio	127	-	1	1	2	3	10	3	3	2	1	1	6	11	11	5	-	-	-	-
		-	1-1	1-1	2-7	3-8	9-13	3-NC	3-4	2-1	1-9	1-18	6-8	11-14	11-NC	5-14	-	-	-	-
9 OLIVEIRA Miguel	125	-	17	5	13	11	8	12	15	12	12	18	8	8	10	1	-	-	-	-
		-	15-8	5-NL	13-6	11-NC	7-1	12-11	15-5	12-NC	12-6	18-16	8-6	7-5	10-6	1-1	-	-	-	-
10 NAKAGAMI Takaaki	116	-	15	8	17	10	2	14	12	11	13	7	1	3	3	11	-	-	-	-
		-	13-10	8-4	17-8	10-6	2-7	14-9	12-6	11-7	13-7	7-5	1-NL	3-4	3-NC	11-5	-	-	-	-
11 BINDER Brad	87	-	13	9	7	17	14	16	6	10	17	14	15	10	9	13	-	-	-	-
		-	11-13	9-NC	7-1	17-4	13-8	16-12	6-NC	10-11	17-12	14-11	15-NL	10-7	9-5	13-NC	-	-	-	-
12 PETRUCCI Danilo	78	-	14	11	8	13	12	15	9	9	3	8	19	19	15	18	-	-	-	-
		-	12-9	11-NC	8-12	13-7	11-11	15-16	9-10	9-8	3-1	8-15	19-10	18-10	15-15	18-16	-	-	-	-
13 ZARCO Johann	77	-	20	15	1	9	3	10	14	6	9	16	5	4	4	7	-	-	-	-
		-	18-11	15-9	1-3	9-NP	22-14	10-15	14-11	6-NL	9-5	16-10	5-5	4-9	4-NC	7-10	-	-	-	-

NC=Not classified NL=Not finished first lap NP=Not started race re-start N2=Not finished first lap race re-start EX=Excluded NS=Not Started DS=Disqualified

These data/results cannot be reproduced, stored and/or transmitted in whole or in part by any manner of electronic, mechanical, photocopying, recording, broadcasting or otherwise now known or herein after developed without the previous express consent by the copyright owner, except for reproduction in daily press and regular printed publications on sale to the public within 60 days of the event related to those data/results and always provided that copyright symbol appears together as follows below.
© DORNA, 2020

Official MotoGP Timing by **TISSOT**
www.motogp.com



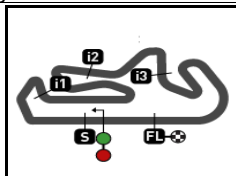
	Rider	Points	QAT	SPA	ANC	CZE	AUT	STY	RSM	EMI	CAT	FRA	ARA	TER	EUR	VAL	POR				
14	MARQUEZ Alex	74		21	21	21	18	17	21	17	18	18	11	10	14	20	16				
			-	19-12	21-8	21-15	18-14	16-16	21-17	17-7	18-13	18-2	11-2	10-NC	14-NC	20-16	16-9	-	-	-	-
15	ROSSI Valentino	66		11	4	10	12	15	4	7	3	10			18	16	17				
			-	9-NC	4-3	10-5	12-5	14-9	4-4	7-NC	3-NC	10-NL	-	-	17-NC	16-12	17-12	-	-	-	-
16	BAGNAIA Francesco	47		4	3				6	5	14	7	17	18	17	8	15				
			-	4-7	3-NC	-	-	-	6-2	5-NC	14-6	7-13	17-NC	18-NC	16-NC	8-11	15-NL	-	-	-	-
17	ESPARGARO Aleix	42		16	16	4	14	20	13	16	15	15	9	13	6	7	14				
			-	14-NC	16-NC	4-10	14-11	19-12	13-13	16-NL	15-12	15-14	9-13	13-NC	9-NL	7-9	14-8	-	-	-	-
18	CRUTCHLOW Cal	32		6	13	12	15	18	22		16	4	3	7	16	13	4				
			-	-NS	13-13	12-13	15-15	17-17	-NS	-	16-10	4-NC	3-8	7-11	15-NC	13-13	4-13	-	-	-	-
19	BRADL Stefan	27				20	19	21	19	21	20	21	21	16	13	18	6				
			-	-	-	20-18	19-17	20-18	19-18	-NS	20-17	21-8	21-17	16-12	13-12	18-14	6-7	-	-	-	-
20	LECUONA Iker	27		22	17	16	16	13	18	13	19	20	15	11							
			-	20-NC	17-NC	16-NC	16-9	12-10	18-14	13-NC	19-14	20-15	15-14	11-9	-	-	-	-	-	-	-
21	SMITH Bradley	12		18	19	19	20	19	20	19	21	19	19	21							
			-	16-15	19-12	19-17	20-13	18-19	20-19	19-13	21-16	19-NC	19-19	21-15	-	-	-	-	-	-	-
22	RABAT Tito	10		19	18	15	21	22	17	20	22	22	20	20	21	19	21				
			-	17-14	18-11	15-16	21-16	21-21	17-NC	20-NC	22-15	22-NC	20-20	20-14	20-NC	19-17	21-18	-	-	-	-
23	PIRRO Michele	4					22	16													
			-	-	-	-	22-12	15-20	-	-	-	-	-	-	-	-	-	-	-	-	-
24	KALLIO Mika	0															22				
			-	-	-	-	-	-	-	-	-	-	-	-	-	-	22-17	-	-	-	-
25	SAVADORI Lorenzo	0													20	21	19				
			-	-	-	-	-	-	-	-	-	-	-	-	19-NC	21-18	19-NC	-	-	-	-

NC=Not classified NL=Not finished first lap NP=Not started race re-start N2=Not finished first lap race re-start EX=Excluded NS=Not Started DS=Disqualified

These data/results cannot be reproduced, stored and/or transmitted in whole or in part by any manner of electronic, mechanical, photocopying, recording, broadcasting or otherwise now known or herein after developed without the previous express consent by the copyright owner, except for reproduction in daily press and regular printed publications on sale to the public within 60 days of the event related to those data/results and always provided that copyright symbol appears together as follows below.
© DORNA, 2020

Official MotoGP Timing by TISSOT
www.motogp.com





4592 m.

GRANDE PRÉMIO MEO DE PORTUGAL
Official Starting Grid

Race : 25 laps = 114.8 km



1	1 1'38.892 88 Miguel OLIVEIRA KTM	2	2 1'38.936 21 Franco MORBIDELLI Yamaha	3	3 1'39.038 43 Jack MILLER Ducati
2	4 1'39.156 35 Cal CRUTCHLOW Honda	5	5 1'39.199 20 Fabio QUARTARARO Yamaha	6	6 1'39.204 6 Stefan BRADL Honda
3	7 1'39.238 5 Johann ZARCO Ducati	8	8 1'39.260 12 Maverick VIÑALES Yamaha	9	9 1'39.284 44 Pol ESPARGARO KTM
4	10 1'39.467 42 Alex RINS Suzuki	11	11 1'39.531 30 Takaaki NAKAGAMI Honda	12	12 1'39.587 4 Andrea DOVIZIOSO Ducati
5	13 1'39.390 33 Brad BINDER KTM	14	14 1'39.762 41 Aleix ESPARGARO Aprilia	15	15 1'40.019 63 Francesco BAGNAIA Ducati
6	16 1'40.049 73 Alex MARQUEZ Honda	17	17 1'40.058 46 Valentino ROSSI Yamaha	18	18 1'40.091 9 Danilo PETRUCCI Ducati
7	19 1'40.174 32 Lorenzo SAVADORI Aprilia	20	20 1'40.290 36 Joan MIR Suzuki	21	21 1'40.427 53 Tito RABAT Ducati
8	22 1'41.753 82 Mika KALLIO KTM				

The results are provisional until the end of the limit for protest and appeals and until the ratification of the Event Management Committee.

Time limit for protest expires 60' at the latest after publication of the results - Time:

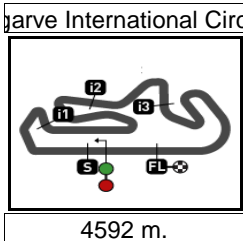
These data/results cannot be reproduced, stored and/or transmitted in whole or in part by any manner of electronic, mechanical, photocopying, recording, broadcasting or otherwise now known or herein after developed without the previous express consent by the copyright owner, except for reproduction in daily press and regular printed publications on sale to the public within 60 days of the event related to those data/results and always provided that copyright symbol appears together as follows below.

© DORNA, 2020

Official MotoGP Timing by **TISSOT**
www.motogp.com

Portimão, Sunday, November 22, 2020





GRANDE PRÉMIO MEO DE PORTUGAL
Race
Top Speed & Average



Rider	Nation	Motorcycle	Top 5 speeds					Average	Top
4 Andrea DOVIZIOSO	ITA	DUCATI	351.7	349.5	349.5	346.1	346.1	347.3	351.7
5 Johann ZARCO	FRA	DUCATI	349.5	349.5	349.5	348.3	347.2	348.1	349.5
43 Jack MILLER	AUS	DUCATI	349.5	349.5	347.2	346.1	346.1	347.2	349.5
6 Stefan BRADL	GER	HONDA	348.3	348.3	346.1	346.1	345.0	346.8	348.3
33 Brad BINDER	RSA	KTM	348.3	115.5				231.9	348.3
41 Aleix ESPARGARO	SPA	APRILIA	347.2	346.1	346.1	345.0	345.0	345.6	347.2
73 Alex MARQUEZ	SPA	HONDA	347.2	346.1	346.1	345.0	345.0	345.7	347.2
9 Danilo PETRUCCI	ITA	DUCATI	346.1	343.9	342.8	341.7	340.6	342.3	346.1
35 Cal CRUTCHLOW	GBR	HONDA	346.1	343.9	343.9	342.8	342.8	343.4	346.1
53 Tito RABAT	SPA	DUCATI	346.1	343.9	342.8	340.6	340.6	342.8	346.1
30 Takaaki NAKAGAMI	JPN	HONDA	345.0	343.9	342.8	342.8	342.8	343.5	345.0
42 Alex RINS	SPA	SUZUKI	345.0	345.0	345.0	343.9	343.9	344.5	345.0
46 Valentino ROSSI	ITA	YAMAHA	343.9	342.8	342.8	342.8	341.7	342.5	343.9
12 Maverick VIÑALES	SPA	YAMAHA	342.8	342.8	340.6	340.6	340.6	341.3	342.8
36 Joan MIR	SPA	SUZUKI	342.8	340.6	338.5	335.4	335.4	338.0	342.8
82 Mika KALLIO	FIN	KTM	342.8	341.7	340.6	338.5	338.5	340.4	342.8
20 Fabio QUARTARARO	FRA	YAMAHA	341.7	341.7	340.6	340.6	339.6	340.5	341.7
32 Lorenzo SAVADORI	ITA	APRILIA	341.7	340.6	340.6	337.5	336.4	339.4	341.7
44 Po ESPARGARO	SPA	KTM	339.6	339.6	338.5	337.5	336.4	338.3	339.6
88 Miguel OLIVEIRA	POR	KTM	335.4	334.3	334.3	334.3	334.3	334.5	335.4
21 Franco MORBIDELLI	ITA	YAMAHA	334.3	333.3	332.3	332.3	331.2	331.6	334.3
63 Francesco BAGNAIA	ITA	DUCATI	122.8					122.8	122.8

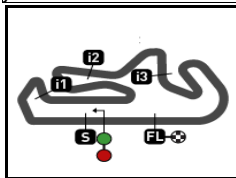
These data/results cannot be reproduced, stored and/or transmitted in whole or in part by any manner of electronic, mechanical, photocopying, recording, broadcasting or otherwise now known or herein after developed without the previous express consent by the copyright owner, except for reproduction in daily press and regular printed publications on sale to the public within 60 days of the event related to those data/results and always provided that copyright symbol appears together as follows below.

© DORNA, 2020

Official MotoGP Timing by TISSOT
 www.motogp.com




Portimao, Sunday, November 22, 2020



4592 m.

GRANDE PRÉMIO MEO DE PORTUGAL
Race
Fastest Laps Sequence

<i>Lap</i>	<i>Race Time</i>	 <i>Rider</i>	<i>Nation</i>	<i>Motorcycle</i>	<i>Time</i>	<i>Km/h</i>	<i>Riders's Lap</i>
2	3'23.163	88 Miguel OLIVEIRA	POR	KTM	1'40.091	165.1	2
3	5'03.075	88 Miguel OLIVEIRA	POR	KTM	1'39.912	165.4	3
4	6'42.954	88 Miguel OLIVEIRA	POR	KTM	1'39.879	165.5	4
9	15'03.053	88 Miguel OLIVEIRA	POR	KTM	1'39.855	165.5	9

These data/results cannot be reproduced, stored and/or transmitted in whole or in part by any manner of electronic, mechanical, photocopying, recording, broadcasting or otherwise now known or herein after developed without the previous express consent by the copyright owner, except for reproduction in daily press and regular printed publications on sale to the public within 60 days of the event related to those data/results and always provided that copyright symbol appears together as follows below.

© DORNA, 2020

Official MotoGP Timing by TISSOT
 www.motogp.com

Portimao, Sunday, November 22, 2020

