


GRANDE PRÉMIO MEO DE PORTUGAL

Warm Up

Classification

25

	Rider	Nation	Team	Motorcycle	Time	Lap Total	Gap	Top Speed
1	35 Cal CRUTCHLOW	GBR	LCR Honda CASTROL	HONDA	1'40.067	10 11		338.5
2	30 Takaaki NAKAGAMI	JPN	LCR Honda IDEMITSU	HONDA	1'40.181	11 12	0.114 0.114	333.3
3	33 Brad BINDER	RSA	Red Bull KTM Factory Racing	KTM	1'40.196	9 12	0.129 0.015	338.5
4	41 Aleix ESPARGARO	SPA	Aprilia Racing Team Gresini	APRILIA	1'40.500	6 12	0.433 0.304	341.7
5	44 Pol ESPARGARO	SPA	Red Bull KTM Factory Racing	KTM	1'40.509	11 12	0.442 0.009	335.4
6	20 Fabio QUARTARARO	FRA	Petronas Yamaha SRT	YAMAHA	1'40.576	10 12	0.509 0.067	331.2
7	73 Alex MARQUEZ	SPA	Repsol Honda Team	HONDA	1'40.593	7 12	0.526 0.017	335.4
8	36 Joan MIR	SPA	Team SUZUKI ECSTAR	SUZUKI	1'40.631	10 12	0.564 0.038	330.2
9	5 Johann ZARCO	FRA	Esponsorama Racing	DUCATI	1'40.656	10 12	0.589 0.025	342.8
10	12 Maverick VIÑALES	SPA	Monster Energy Yamaha MotoGP	YAMAHA	1'40.792	12 12	0.725 0.136	333.3
11	88 Miguel OLIVEIRA	POR	Red Bull KTM Tech 3	KTM	1'40.883	10 12	0.816 0.091	331.2
12	42 Alex RINS	SPA	Team SUZUKI ECSTAR	SUZUKI	1'40.889	10 11	0.822 0.006	338.5
13	6 Stefan BRADL	GER	Repsol Honda Team	HONDA	1'40.936	7 7	0.869 0.047	331.2
14	46 Valentino ROSSI	ITA	Monster Energy Yamaha MotoGP	YAMAHA	1'40.972	10 12	0.905 0.036	334.3
15	21 Franco MORBIDELLI	ITA	Petronas Yamaha SRT	YAMAHA	1'41.024	10 12	0.957 0.052	331.2
16	43 Jack MILLER	AUS	Pramac Racing	DUCATI	1'41.151	11 12	1.084 0.127	339.6
17	63 Francesco BAGNAIA	ITA	Pramac Racing	DUCATI	1'41.263	10 12	1.196 0.112	341.7
18	32 Lorenzo SAVADORI	ITA	Aprilia Racing Team Gresini	APRILIA	1'41.281	10 11	1.214 0.018	331.2
19	4 Andrea DOVIZIOSO	ITA	Ducati Team	DUCATI	1'41.339	10 12	1.272 0.058	341.7
20	9 Danilo PETRUCCI	ITA	Ducati Team	DUCATI	1'41.404	8 11	1.337 0.065	332.3
21	82 Mika KALLIO	FIN	Red Bull KTM Tech 3	KTM	1'41.884	12 12	1.817 0.480	336.4
22	53 Tito RABAT	SPA	Esponsorama Racing	DUCATI	1'42.716	9 10	2.649 0.832	337.5

Practice condition: **Dry**
 Air: **18°**
 Humidity: **60%**
 Ground: **20°**

Fastest Lap:	Lap: 10	Cal CRUTCHLOW	1'40.067	165.2 Km/h
Best Race Lap:		New track layout		
All Time Lap Record:	2020	Miguel OLIVEIRA	1'38.892	167.1 Km/h

The results are provisional until the end of the limit for protest and appeals.

Time limit for protest expires 30' after publication of the results - Time:

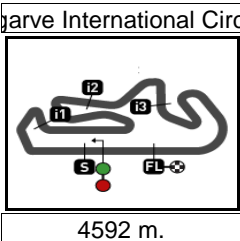
These data/results cannot be reproduced, stored and/or transmitted in whole or in part by any manner of electronic, mechanical, photocopying, recording, broadcasting or otherwise now known or herein after developed without the previous express consent by the copyright owner, except for reproduction in daily press and regular printed publications on sale to the public within 60 days of the event related to those data/results and always provided that copyright symbol appears together as follows below.

© DORNA, 2020

Official MotoGP Timing by **TISSOT**
 www.motogp.com

Portimao, Sunday, November 22, 2020





GRANDE PRÉMIO MEO DE PORTUGAL

Warm Up

Top Speed & Average

26

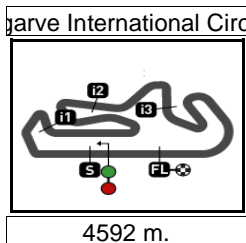


Rider	Nation	Motorcycle	Top 5 speeds					Average	Top
5 Johann ZARCO	FRA	DUCATI	342.8	340.6	339.6	339.6	338.5	339.9	342.8
4 Andrea DOVIZIOSO	ITA	DUCATI	341.7	340.6	339.6	338.5	338.5	339.3	341.7
41 Aleix ESPARGARO	SPA	APRILIA	341.7	339.6	338.5	336.4	336.4	338.5	341.7
63 Francesco BAGNAIA	ITA	DUCATI	341.7	340.6	339.6	338.5	337.5	339.6	341.7
43 Jack MILLER	AUS	DUCATI	339.6	338.5	338.5	337.5	337.5	338.1	339.6
33 Brad BINDER	RSA	KTM	338.5	338.5	337.5	336.4	334.3	337.0	338.5
35 Cal CRUTCHLOW	GBR	HONDA	338.5	338.5	336.4	336.4	335.4	337.0	338.5
42 Alex RINS	SPA	SUZUKI	338.5	337.5	336.4	335.4	335.4	336.4	338.5
53 Tito RABAT	SPA	DUCATI	337.5	334.3	334.3	334.3	333.3	334.7	337.5
82 Mika KALLIO	FIN	KTM	336.4	334.3	334.3	333.3	332.3	333.8	336.4
44 Po ESPARGARO	SPA	KTM	335.4	333.3	332.3	332.3	332.3	333.1	335.4
73 Alex MARQUEZ	SPA	HONDA	335.4	334.3	333.3	333.3	332.3	333.1	335.4
46 Valentino ROSSI	ITA	YAMAHA	334.3	332.3	332.3	332.3	331.2	332.3	334.3
12 Maverick VIÑALES	SPA	YAMAHA	333.3	333.3	332.3	331.2	330.2	331.4	333.3
30 Takaaki NAKAGAMI	JPN	HONDA	333.3	332.3	331.2	330.2	330.2	331.4	333.3
9 Danilo PETRUCCI	ITA	DUCATI	332.3	332.3	331.2	331.2	331.2	331.6	332.3
6 Stefan BRADL	GER	HONDA	331.2	331.2	330.2	330.2	328.2	329.9	331.2
20 Fabio QUARTARARO	FRA	YAMAHA	331.2	331.2	330.2	329.2	329.2	329.8	331.2
21 Franco MORBIDELLI	ITA	YAMAHA	331.2	329.2	328.2	328.2	327.2	328.2	331.2
32 Lorenzo SAVADORI	ITA	APRILIA	331.2	329.2	328.2	326.2	325.3	327.2	331.2
88 Miguel OLIVEIRA	POR	KTM	331.2	330.2	330.2	329.2	329.2	329.7	331.2
36 Joan MIR	SPA	SUZUKI	330.2	329.2	329.2	328.2	328.2	329.0	330.2

These data/results cannot be reproduced, stored and/or transmitted in whole or in part by any manner of electronic, mechanical, photocopying, recording, broadcasting or otherwise now known or herein after developed without the previous express consent by the copyright owner, except for reproduction in daily press and regular printed publications on sale to the public within 60 days of the event related to those data/results and always provided that copyright symbol appears together as follows below.

© DORNA, 2020





Results and timing service provided by TISSOT

MotoGP™

GRANDE PRÉMIO MEO DE PORTUGAL

Warm Up

Chronological Analysis of Performances

27

* Lap / Sector time cancelled **T1** Time from finish line to 1st intermed. **T3** Time from 2nd intermed. to 3rd intermed.
P Crossing the finish line in pit lane **T2** Time from 1st intermed. to 2nd intermed. **T4** Time from 3rd intermed. to finish line
 ** Tyre data subject to further updates

Lap	Lap Time	T1	T2	T3	T4	Speed	Lap	Lap Time	T1	T2	T3	T4	Speed				
1st	35	Cal CRUTCHLOW HONDA GBR						4	1'41.193 *	21.375	32.273	15.284*	32.261	338.5			
		LCR Honda CASTROL						5	1'40.384	21.076	31.950	15.275	32.083	333.3			
		Runs=2 Total laps=11 Full laps=6						6	1'40.780	21.068	32.052	15.328	32.332	333.3			
Run #	1	Front Tyre	Slick-Medium	Rear Tyre	Slick-Hard		7	1'40.557	21.033	32.014	15.342	32.168	331.2				
		7 Laps at start			3 Laps at start			8	1'40.969	21.006	32.030	15.667	32.266	333.3			
1	2'13.311	22.790	35.482	16.553	33.552		9	1'40.196	21.021	31.969	15.209	31.997	334.3				
2	1'43.716	21.561	33.187	16.002	32.966	336.4	10	1'40.431	21.029	31.980	15.381	32.041	337.5				
3	1'41.700	21.427	32.446	15.546	32.281	331.2	11	1'40.859	21.210	32.200	15.348	32.101	336.4				
4	1'43.748 *	22.428	32.861	15.847*	32.612	334.3	12	1'40.776	21.172	32.080	15.347	32.177	333.3				
5	1'41.085	21.248	32.195	15.421	32.221	332.3											
6	1'52.340 P	24.189*	35.986	16.168	35.997	331.2											
Run #	2	Front Tyre	Slick-Medium	Rear Tyre	Slick-Hard												
		13 Laps at start			New Tyre												
7	3'15.656	23.701	36.468	20.977	34.428												
8	1'42.881	21.419	34.066	15.421	31.975	335.4											
9	1'46.843 *	21.355*	37.501	15.872	32.115	336.4											
10	1'40.067	21.013	31.998	15.224	31.832	338.5											
11	1'40.294	21.200	32.056	15.287	31.751	338.5											
2nd	30	Takaaki NAKAGAMI HONDA JPN															
		LCR Honda IDEMITSU															
		Runs=1 Total laps=12 Full laps=9															
Run #	1	Front Tyre	Slick-Medium	Rear Tyre	Slick-Hard												
		7 Laps at start			9 Laps at start												
1	2'19.447	23.569	36.036	17.229	34.091												
2	1'44.759	22.097	33.865	15.970	32.827	326.2											
3	1'42.378	21.430	32.850	15.669	32.429	328.2											
4	1'41.466 *	21.159	32.440	15.619*	32.248	329.2											
5	1'40.859	21.044	32.244	15.375	32.196	328.2											
6	1'41.000	21.058	32.091	15.389	32.462	330.2											
7	1'44.705	23.532	32.974	15.805	32.394	329.2											
8	1'40.725	20.999	32.247	15.344	32.135	329.2											
9	1'43.212 *	21.942*	33.307	15.590	32.373	331.2											
10	1'40.682	20.946	32.131	15.513	32.092	330.2											
11	1'40.181	20.958	31.997	15.219	32.007	332.3											
12	1'40.784	21.041	32.025	15.398	32.320	333.3											
3rd	33	Brad BINDER KTM RSA															
		Red Bull KTM Factory Racing															
		Runs=1 Total laps=12 Full laps=10															
Run #	1	Front Tyre	Slick-Medium	Rear Tyre	Slick-Hard												
		New Tyre			New Tyre												
1	2'07.100	23.009	34.958	16.093	33.143												
2	1'41.992	21.539	32.502	15.555	32.396	333.3											
3	1'41.609	21.417	32.375	15.545	32.272	338.5											
4th	41	Alex ESPARGARO APRILIA SPA															
		Aprilia Racing Team Gresini															
		Runs=1 Total laps=12 Full laps=10															
Run #	1	Front Tyre	Slick-Medium	Rear Tyre	Slick-Hard												
		New Tyre			7 Laps at start												
1	2'05.468	21.916	35.438	16.980	33.881												
2	1'43.361	21.786	33.495	15.658	32.422	327.2											
3	1'41.746	21.302	32.601	15.470	32.373	336.4											
4	1'41.741 *	21.235	32.693	15.493*	32.320	334.3											
5	1'41.103	21.240	32.200	15.445	32.218	336.4											
6	1'40.500	20.980	32.100	15.336	32.084	335.4											
7	1'40.726	21.155	32.224	15.327	32.020	339.6											
8	1'55.886	24.532	36.440	17.768	37.146	341.7											
9	1'41.188	21.203	32.466	15.393	32.126	334.3											
10	1'43.324	21.355	33.638	15.836	32.495	338.5											
11	1'41.427	21.192	32.437	15.429	32.369	332.3											
12	1'41.207	21.202	32.252	15.486	32.267	330.2											
5th	44	Poi ESPARGARO KTM SPA															
		Red Bull KTM Factory Racing															
		Runs=1 Total laps=12 Full laps=10															
Run #	1	Front Tyre	Slick-Medium	Rear Tyre	Slick-Hard												
		New Tyre			New Tyre												
1	2'15.983	21.321	34.681	16.017	33.418												
2	1'43.119	21.706	32.901	15.650	32.862	331.2											
3	1'42.009	21.309	32.269	15.686	32.745	331.2											
4	1'43.386 *	21.163	33.127	16.271*	32.825	335.4											
5	1'40.642	21.053	31.932	15.387	32.270	330.2											
6	1'40.873	20.968	32.190	15.449	32.266	333.3											
7	1'40.749	21.009	32.076	15.388	32.276	331.2											
8	1'46.083	20.994	31.956	16.710	36.423	329.2											
9	1'40.585	21.047	32.047	15.330	32.161	331.2											
10	1'47.058	21.114	37.693	15.915	32.336	332.3											
11	1'40.509	21.037	32.055	15.219	32.198	332.3											
12	1'40.516	21.072	31.910	15.313	32.221	332.3											

Fastest Lap: Cal CRUTCHLOW LCR Honda CASTRO GBR **1'40.067** 21.013 31.998 15.224 31.832

These data/results cannot be reproduced, stored and/or transmitted in whole or in part by any manner of electronic, mechanical, photocopying, recording, broadcasting or otherwise now known or herein after developed without the previous express consent by the copyright owner, except for reproduction in daily press and regular printed publications on sale to the public within 60 days of the event related to those data/results and always provided that copyright symbol appears together as follows below.
 © DORNA, 2020

Official MotoGP Timing by TISSOT
 www.motogp.com



Portimao, Sunday, November 22, 2020

Warm Up

MotoGP

Lap	Lap Time	T1	T2	T3	T4	Speed	Lap	Lap Time	T1	T2	T3	T4	Speed
6th	20	Fabio QUARTARARO				YAMAHA	FRA						
		Petronas Yamaha SRT											
		Runs=1	Total laps=12	Full laps=10									
Run #	1	Front Tyre	Slick-Medium	Rear Tyre	Slick-Hard		Run #	1	Front Tyre	Slick-Soft	Rear Tyre	Slick-Hard	
		New Tyre		New Tyre					New Tyre		7 Laps at start		
1	2'34.737	22.137	35.787	16.668	33.533		1	1'58.066	22.937	35.855	16.964	33.643	
2	1'42.021	21.410	32.567	15.513	32.531	327.2	2	1'43.171	21.851	32.961	15.805	32.554	332.3
3	1'41.737	21.171	32.106	15.820	32.640	328.2	3	1'41.469	21.271	32.363	15.387	32.448	334.3
4	1'40.866 *	21.073	32.028	15.437*	32.328	328.2	4	1'41.127 *	21.132	32.240	15.474*	32.281	337.5
5	1'40.580	21.005	31.949	15.422	32.204	329.2	5	1'41.206	21.212	32.217	15.412	32.365	337.5
6	1'46.566	21.087	36.010	16.259	33.210	329.2	6	1'43.886	22.964	32.777	15.695	32.450	338.5
7	1'40.862	21.085	32.097	15.478	32.202	329.2	7	1'41.049	21.149	32.150	15.366	32.384	337.5
8	1'40.780	21.079	32.062	15.345	32.294	329.2	8	1'43.315	21.074	32.897	16.520	32.824	338.5
9	1'40.677	21.089	32.001	15.299	32.288	329.2	9	1'40.900	21.088	32.304	15.311	32.197	340.6
10	1'40.576	20.985	32.016	15.369	32.206	330.2	10	1'40.656	21.183	32.051	15.274	32.148	339.6
11	1'50.965	24.372	37.986	15.716	32.891	331.2	11	1'44.366	21.356	34.348	16.231	32.431	342.8
12	1'40.685	21.096	32.043	15.336	32.210	331.2	12	1'40.898	21.033	32.299	15.361	32.205	339.6
7th	73	Alex MARQUEZ				HONDA	SPA						
		Repsol Honda Team											
		Runs=1	Total laps=12	Full laps=10									
Run #	1	Front Tyre	Slick-Medium	Rear Tyre	Slick-Hard		Run #	1	Front Tyre	Slick-Medium	Rear Tyre	Slick-Hard	
		New Tyre		New Tyre					4 Laps at start		7 Laps at start		
1	1'53.192	22.012	34.947	16.303	33.272		1	1'53.596	22.017	35.140	16.364	33.276	
2	1'42.920	21.673	33.111	15.649	32.487	335.4	2	1'42.802	21.617	32.902	15.726	32.557	332.3
3	1'41.561	21.355	32.457	15.454	32.295	332.3	3	1'42.356	21.587	32.622	15.616	32.531	330.2
4	1'41.127 *	20.951	32.291	15.643*	32.242	330.2	4	1'41.960	21.336	32.259	15.681	32.684	333.3
5	1'41.183	21.124	32.493	15.426	32.140	332.3	5	1'43.416	21.501	32.362	15.653	33.900	331.2
6	1'40.837	21.037	32.251	15.446	32.103	332.3	6	1'41.131 *	21.205	32.104*	15.559	32.263	330.2
7	1'40.593	21.020	32.111	15.407	32.055	331.2	7	1'40.908 *	21.146	32.121*	15.444	32.197	333.3
8	1'43.646	21.390	33.682	16.014	32.560	333.3	8	1'45.516 *	23.050*	33.060	16.371	33.035	330.2
9	1'40.606	20.876	32.203	15.392	32.135	333.3	9	1'41.237	21.167	32.347	15.464	32.259	329.2
10	1'40.671	20.982	32.119	15.559	32.011	334.3	10	1'40.831	21.107	32.078	15.469	32.177	330.2
11	1'42.039	21.087	33.238	15.533	32.181	332.3	11	1'41.031	21.237	32.086	15.428	32.280	327.2
12	1'40.780	21.042	32.203	15.439	32.096	332.3	12	1'40.792	20.992	32.186	15.386	32.228	329.2
8th	36	Joan MIR				SUZUKI	SPA						
		Team SUZUKI ECSTAR											
		Runs=1	Total laps=12	Full laps=10									
Run #	1	Front Tyre	Slick-Medium	Rear Tyre	Slick-Hard		Run #	1	Front Tyre	Slick-Medium	Rear Tyre	Slick-Hard	
		New Tyre		New Tyre					New Tyre		12 Laps at start		
1	2'05.607	22.041	34.503	16.136	33.777		1	2'39.930	22.407	35.396	16.522	35.932	
2	1'42.840	21.844	32.799	15.679	32.518	326.2	2	1'43.798	21.945	33.270	15.751	32.832	327.2
3	1'41.650	21.290	32.388	15.539	32.433	325.3	3	1'42.022 *	21.227	32.498	15.672*	32.625	327.2
4	1'41.128 *	21.282	31.991	15.454*	32.401	326.2	4	1'41.443	21.325	32.406	15.414	32.298	328.2
5	1'41.021	21.122	32.068	15.489	32.342	327.2	5	1'41.457	21.166	32.445	15.484	32.362	330.2
6	1'41.410	21.380	32.099	15.460	32.471	327.2	6	1'42.739	21.030	33.565	15.646	32.498	331.2
7	1'40.810	21.100	31.961	15.419	32.330	329.2	7	1'41.215	21.240	32.330	15.330	32.315	329.2
8	1'41.344	21.139	32.285	15.467	32.453	329.2	8	1'41.058	21.155	32.211	15.341	32.351	329.2
9	1'40.780	21.129	31.947	15.383	32.321	328.2	9	1'40.996	20.999	32.256	15.393	32.348	329.2
10	1'40.631	21.020	31.968	15.340	32.303	330.2	10	1'40.883	21.066	32.108	15.384	32.325	329.2
11	1'40.845	21.073	32.039	15.364	32.369	328.2	11	1'41.199	21.136	32.317	15.429	32.317	329.2
12	1'41.257	21.135	32.164	15.476	32.482	327.2	12	1'49.107	21.659	37.177	16.444	33.827	330.2
11th	88	Miguel OLIVEIRA				KTM	POR						
		Red Bull KTM Tech 3											
		Runs=1	Total laps=12	Full laps=10									
Run #	1	Front Tyre	Slick-Medium	Rear Tyre	Slick-Hard		Run #	1	Front Tyre	Slick-Medium	Rear Tyre	Slick-Hard	
		New Tyre		New Tyre					New Tyre		12 Laps at start		
1	2'39.930	22.407	35.396	16.522	35.932		1	2'39.930	22.407	35.396	16.522	35.932	
2	1'43.798	21.945	33.270	15.751	32.832	327.2	2	1'43.798	21.945	33.270	15.751	32.832	327.2
3	1'42.022 *	21.227	32.498	15.672*	32.625	327.2	3	1'42.022 *	21.227	32.498	15.672*	32.625	327.2
4	1'41.443	21.325	32.406	15.414	32.298	328.2	4	1'41.443	21.325	32.406	15.414	32.298	328.2
5	1'41.457	21.166	32.445	15.484	32.362	330.2	5	1'41.457	21.166	32.445	15.484	32.362	330.2
6	1'42.739	21.030	33.565	15.646	32.498	331.2	6	1'42.739	21.030	33.565	15.646	32.498	331.2
7	1'41.215	21.240	32.330	15.330	32.315	329.2	7	1'41.215	21.240	32.330	15.330	32.315	329.2
8	1'41.058	21.155	32.211	15.341	32.351	329.2	8	1'41.058	21.155	32.211	15.341	32.351	329.2
9	1'40.996	20.999	32.256	15.393	32.348	329.2	9	1'40.996	20.999	32.256	15.393	32.348	329.2
10	1'40.883	21.066	32.108	15.384	32.325	329.2	10	1'40.883	21.066	32.108	15.384	32.325	329.2
11	1'41.199	21.136	32.317	15.429	32.317	329.2	11	1'41.199	21.136	32.317	15.429	32.317	329.2
12	1'49.107	21.659	37.177	16.444	33.827	330.2	12	1'49.107	21.659	37.177	16.444	33.827	330.2

Fastest Lap: Cal CRUTCHLOW LCR Honda CASTRO GBR **1'40.067** 21.013 31.998 15.224 31.832

These data/results cannot be reproduced, stored and/or transmitted in whole or in part by any manner of electronic, mechanical, photocopying, recording, broadcasting or otherwise now known or herein after developed without the previous express consent by the copyright owner, except for reproduction in daily press and regular printed publications on sale to the public within 60 days of the event related to those data/results and always provided that copyright symbol appears together as follows below.
© DORNA, 2020



Warm Up

MotoGP

Lap	Lap Time	T1	T2	T3	T4	Speed	Lap	Lap Time	T1	T2	T3	T4	Speed				
12th	42	Alex RINS		SUZUKI		SPA	Run # 1	<i>Front Tyre</i>	<i>Slick-Medium</i>	<i>Rear Tyre</i>	<i>Slick-Hard</i>						
		Team SUZUKI ECSTAR							8 Laps at start		10 Laps at start						
		Runs=2 Total laps=11 Full laps=8					1	1'52.506	22.392	35.187	16.629	33.659					
<i>Run #</i>	<i>1</i>	<i>Front Tyre</i>	<i>Slick-Soft</i>	<i>Rear Tyre</i>	<i>Slick-Soft</i>			2	1'43.565	22.142	33.005	15.799	32.619	320.4			
		4 Laps at start		3 Laps at start				3	1'42.524	21.758	32.649	15.582	32.535	323.3			
1	2'43.419	P	22.184	35.192	16.835	38.486			4	1'41.872	*	21.309	32.258	15.666*	32.639	329.2	
<i>Run #</i>	<i>2</i>	<i>Front Tyre</i>	<i>Slick-Medium</i>	<i>Rear Tyre</i>	<i>Slick-Hard</i>			5	1'41.895	*	21.298	32.496*	15.596	32.505	327.2		
		New Tyre		New Tyre				6	1'41.805	21.405	32.423	15.557	32.420	327.2			
2	2'36.456		22.558	34.885	16.344	37.457			7	1'41.333	21.197	32.246	15.544	32.346	327.2		
3	1'43.092	*	21.529	32.921	15.854*	32.788	331.2			8	1'55.205	21.207	42.415	17.740	33.843	328.2	
4	1'42.021		21.394	32.553	15.515	32.559	331.2			9	1'43.189	21.288	33.242	15.979	32.680	327.2	
5	1'41.687		21.377	32.345	15.575	32.390	336.4			10	1'41.024	21.161	32.172	15.512	32.179	328.2	
6	1'43.771		21.272	32.210	15.974	34.315	333.3			11	2'03.890	26.685	44.698	16.710	35.797	331.2	
7	1'41.456		21.157	32.350	15.568	32.381	337.5			12	1'41.152	21.065	32.323	15.498	32.266	326.2	
8	1'41.269		21.211	32.287	15.461	32.310	335.4										
9	1'41.080		21.185	32.187	15.432	32.276	338.5										
10	1'40.889		21.232	32.014	15.335	32.308	335.4										
11	1'50.566		23.872	36.515	16.137	34.042	335.4										
13th	6	Stefan BRADL		HONDA		GER			Runs=1 Total laps=12 Full laps=9								
		Repsol Honda Team					<i>Run #</i>	<i>1</i>	<i>Front Tyre</i>	<i>Slick-Medium</i>	<i>Rear Tyre</i>	<i>Slick-Hard</i>					
		Runs=2 Total laps=8 Full laps=7							New Tyre		New Tyre						
<i>Run #</i>	<i>1</i>	<i>Front Tyre</i>	<i>Slick-Medium</i>	<i>Rear Tyre</i>	<i>Slick-Hard</i>			1	2'11.658	21.891	34.458	16.230	33.686				
		New Tyre		New Tyre				2	1'43.415	21.636	32.998	15.743	33.038	336.4			
1	2'30.194		21.720	34.383	16.253	33.345			3	1'41.995	21.378	32.420	15.535	32.662	336.4		
2	1'43.846		21.719	33.947	15.681	32.499	331.2			4	1'41.810	*	21.296	32.343	15.545*	32.626	337.5
		unfinished		32.212		328.2				5	1'41.344	21.174	32.196	15.412	32.562	338.5	
<i>Run #</i>	<i>2</i>	<i>Front Tyre</i>	<i>Slick-Medium</i>	<i>Rear Tyre</i>	<i>Slick-Hard</i>			6	1'41.271	21.090	32.179	15.400	32.602	337.5			
		7 Laps at start		7 Laps at start				7	1'41.456	21.124	32.212	15.466	32.654	336.4			
3	1'48.358		22.410	35.596	16.904	33.448			8	1'47.138	*	22.428*	33.054	17.602	34.054	335.4	
4	1'42.723		21.534	32.874	15.762	32.553	328.2			9	1'41.509	21.087	32.279	15.461	32.682	337.5	
5	1'41.458		21.262	32.364	15.515	32.317	330.2			10	1'46.128	21.254	36.105	15.871	32.898	337.5	
6	1'41.141		21.144	32.255	15.406	32.336	331.2			11	1'41.151	21.087	32.035	15.406	32.623	339.6	
7	1'40.936		21.155	32.155	15.366	32.260	330.2			12	1'41.540	21.142	32.238	15.449	32.711	338.5	
14th	46	Valentino ROSSI		YAMAHA		ITA			Runs=1 Total laps=12 Full laps=10								
		Monster Energy Yamaha MotoGP					<i>Run #</i>	<i>1</i>	<i>Front Tyre</i>	<i>Slick-Medium</i>	<i>Rear Tyre</i>	<i>Slick-Hard</i>					
		Runs=1 Total laps=12 Full laps=10							New Tyre		New Tyre						
<i>Run #</i>	<i>1</i>	<i>Front Tyre</i>	<i>Slick-Medium</i>	<i>Rear Tyre</i>	<i>Slick-Hard</i>			1	1'52.440	23.000	35.837	16.640	33.772				
		New Tyre		New Tyre				2	1'43.387	21.893	33.004	15.721	32.769	332.3			
1	1'53.683		22.248	35.007	16.382	33.205			3	1'42.020	21.484	32.330	15.521	32.685	332.3		
2	1'42.909		22.030	32.829	15.568	32.482	329.2			4	1'42.757	*	21.412	32.462	15.652*	33.231	330.2
3	1'42.276		21.700	32.505	15.581	32.490	332.3			5	1'41.984	21.443	32.412	15.536	32.593	337.5	
4	1'41.953	*	21.486	32.292	15.504*	32.671	332.3			6	1'41.842	21.311	32.636	15.486	32.409	339.6	
5	1'42.063		21.607	32.380	15.550	32.526	331.2			7	1'41.325	21.184	32.216	15.506	32.419	341.7	
6	1'41.711		21.326	32.414	15.541	32.430	332.3			8	1'51.229	21.208	32.947	16.206	40.868	340.6	
7	1'41.270		21.268	32.159	15.451	32.392	331.2			9	1'44.542	23.880	32.611	15.447	32.604	338.5	
8	1'41.801		21.315	32.540	15.441	32.505	334.3			10	1'41.263	21.125	32.221	15.420	32.497	335.4	
9	1'41.144		21.132	32.257	15.346	32.409	325.3			11	1'41.397	21.108	32.285	15.415	32.589	336.4	
10	1'40.972		21.136	32.032	15.420	32.384	326.2			12	1'49.512	21.050	35.924	17.440	35.098	335.4	
11	1'41.234		21.255	32.191	15.347	32.441	328.2										
12	1'41.056		21.319	32.212	15.329	32.196	326.2										
15th	21	Franco MORBIDELLI		YAMAHA		ITA			Runs=1 Total laps=12 Full laps=9								
		Petronas Yamaha SRT							New Tyre		New Tyre						
<i>Run #</i>	<i>1</i>	<i>Front Tyre</i>	<i>Slick-Medium</i>	<i>Rear Tyre</i>	<i>Slick-Hard</i>			1	1'52.440	23.000	35.837	16.640	33.772				
		New Tyre		New Tyre				2	1'43.387	21.893	33.004	15.721	32.769	332.3			
1	1'53.683		22.248	35.007	16.382	33.205			3	1'42.020	21.484	32.330	15.521	32.685	332.3		
2	1'42.909		22.030	32.829	15.568	32.482	329.2			4	1'42.757	*	21.412	32.462	15.652*	33.231	330.2
3	1'42.276		21.700	32.505	15.581	32.490	332.3			5	1'41.984	21.443	32.412	15.536	32.593	337.5	
4	1'41.953	*	21.486	32.292	15.504*	32.671	332.3			6	1'41.842	21.311	32.636	15.486	32.409	339.6	
5	1'42.063		21.607	32.380	15.550	32.526	331.2			7	1'41.325	21.184	32.216	15.506	32.419	341.7	
6	1'41.711		21.326	32.414	15.541	32.430	332.3			8	1'51.229	21.208	32.947	16.206	40.868	340.6	
7	1'41.270		21.268	32.159	15.451	32.392	331.2			9	1'44.542	23.880	32.611	15.447	32.604	338.5	
8	1'41.801		21.315	32.540	15.441	32.505	334.3			10	1'41.263	21.125	32.221	15.420	32.497	335.4	
9	1'41.144		21.132	32.257	15.346	32.409	325.3			11	1'41.397	21.108	32.285	15.415	32.589	336.4	
10	1'40.972		21.136	32.032	15.420	32.384	326.2			12	1'49.512	21.050	35.924	17.440	35.098	335.4	
11	1'41.234		21.255	32.191	15.347	32.441	328.2										
12	1'41.056		21.319	32.212	15.329	32.196	326.2										

Fastest Lap:	Cal CRUTCHLOW	LCR Honda CASTRO	GBR	1'40.067	21.013	31.998	15.224	31.832
---------------------	---------------	------------------	-----	-----------------	--------	--------	--------	--------

These data/results cannot be reproduced, stored and/or transmitted in whole or in part by any manner of electronic, mechanical, photocopying, recording, broadcasting or otherwise now known or herein after developed without the previous express consent by the copyright owner, except for reproduction in daily press and regular printed publications on sale to the public within 60 days of the event related to those data/results and always provided that copyright symbol appears together as follows below.
© DORNA, 2020



Warm Up

MotoGP

Lap	Lap Time	T1	T2	T3	T4	Speed	Lap	Lap Time	T1	T2	T3	T4	Speed	
18th	32	Lorenzo SAVADORI APRILIA ITA Aprilia Racing Team Gresini						21st	82	Mika KALLIO KTM FIN Red Bull KTM Tech 3				
Runs=2 Total laps=11 Full laps=8							Runs=1 Total laps=12 Full laps=10							
Run #	1	Front Tyre	missing data	Rear Tyre	missing data		Run #	1	Front Tyre	Slick-Medium	Rear Tyre	Slick-Hard		
		**	Laps at start	**	Laps at start					New Tyre		New Tyre		
1	2'17.393	P	23.157	35.771	16.445	38.083	1	2'11.575		22.903	35.847	17.086	34.719	
Run #	2	Front Tyre	Slick-Medium	Rear Tyre	Slick-Hard		2	1'45.886		22.396	33.700	16.280	33.510	328.2
		**	New Tyre	**	New Tyre		3	1'43.555		21.535	32.913	15.957	33.150	334.3
2	2'27.256		27.560	34.528	16.166	33.310	4	1'43.730	*	21.606	32.901	16.351*	32.872	331.2
3	1'42.359	*	21.666	32.376	15.695*	32.622	5	1'42.647		21.444	32.648	15.720	32.835	336.4
4	1'41.897		21.495	32.151	15.521	32.730	6	1'42.960		21.541	32.646	15.778	32.995	331.2
5	1'41.725		21.460	32.194	15.377	32.694	7	1'45.170		23.485	33.019	15.905	32.761	334.3
6	1'57.969		32.353	36.260	16.324	33.032	8	1'43.052		21.577	32.668	15.822	32.985	332.3
7	1'48.493		21.586	34.961	15.910	36.036	9	1'42.979		21.509	32.614	15.728	33.128	331.2
8	1'41.804		21.601	32.256	15.364	32.583	10	1'43.040		21.644	32.683	15.841	32.872	328.2
9	1'41.619		21.541	32.166	15.371	32.541	11	1'44.814		21.571	32.619	15.703	34.921	332.3
10	1'41.281		21.470	32.077	15.332	32.402	12	1'41.884		21.353	32.375	15.513	32.643	333.3
11	1'41.617		21.438	32.222	15.385	32.572								

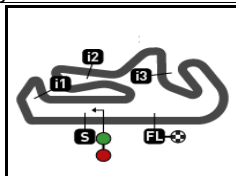
Lap	Lap Time	T1	T2	T3	T4	Speed	Lap	Lap Time	T1	T2	T3	T4	Speed	
19th	4	Andrea DOVIZIOSO DUCATI ITA Ducati Team						22nd	53	Tito RABAT DUCATI SPA Esponsorama Racing				
Runs=1 Total laps=12 Full laps=9							Runs=2 Total laps=10 Full laps=6							
Run #	1	Front Tyre	Slick-Medium	Rear Tyre	Slick-Hard		Run #	1	Front Tyre	Slick-Hard	Rear Tyre	Slick-Soft		
			8 Laps at start		13 Laps at start					New Tyre		4 Laps at start		
1	2'29.196		23.986	36.241	17.039	34.648	1	1'59.084		21.784	35.877	17.007	34.276	
2	1'45.649		22.247	34.659	15.947	32.796	2	1'45.276		22.220	33.492	16.157	33.407	329.2
3	1'43.853		21.520	33.039	16.265	33.029	3	1'47.075		21.745	33.065	16.004	36.261	329.2
4	1'42.020	*	21.357	32.508	15.611*	32.544	4	1'42.567	*	21.568	32.648	15.719*	32.632	337.5
5	1'42.421		21.495	32.498	15.749	32.679	5	1'42.963		21.473	32.719	15.696	33.075	334.3
6	1'41.697		21.145	32.473	15.601	32.478	6	1'44.792		21.996	33.487	15.843	33.466	330.2
7	1'43.220		21.179	34.271	15.493	32.277	7	1'44.512	P	21.506	32.535	15.850	34.621	333.3
8	1'41.503		21.161	32.314	15.490	32.538								
9	1'45.557	*	23.583*	34.111	15.549	32.314	Run #	2	Front Tyre	Slick-Hard	Rear Tyre	Slick-Soft		
10	1'41.339		21.111	32.393	15.434	32.401				7 Laps at start		4 Laps at start		
11	1'41.444		21.155	32.384	15.462	32.443	8	4'02.098		21.721	36.284	17.452	36.397	
12	1'44.174		21.129	32.467	15.813	34.765	9	1'42.716		21.590	32.711	15.836	32.579	334.3
							10	1'51.306		21.354	32.537	15.847	41.568	334.3

Lap	Lap Time	T1	T2	T3	T4	Speed	Lap	Lap Time	T1	T2	T3	T4	Speed
20th	9	Daniilo PETRUCCI DUCATI ITA Ducati Team											
Runs=2 Total laps=11 Full laps=7													
Run #	1	Front Tyre	Slick-Medium	Rear Tyre	Slick-Soft								
			8 Laps at start		4 Laps at start								
1	2'00.738	P	22.769	35.105	16.941	38.684							
Run #	2	Front Tyre	Slick-Medium	Rear Tyre	Slick-Hard								
			New Tyre		New Tyre								
2	2'26.713		25.177	34.154	16.453	33.683							
3	1'43.480	*	21.836	32.757	15.923*	32.964							
4	1'42.178		21.445	32.287	15.815	32.631							
5	1'42.888		21.608	32.528	15.887	32.865							
6	1'41.681		21.317	32.177	15.628	32.559							
7	1'44.798		21.539	33.590	16.615	33.054							
8	1'41.404		21.234	32.095	15.584	32.491							
9	1'44.088		21.224	33.256	16.256	33.352							
10	1'42.231		21.238	32.151	15.580	33.262							
11	1'52.023	*	25.264*	35.118	17.294	34.347							

Fastest Lap:	Cal CRUTCHLOW	LCR Honda CASTRO	GBR	1'40.067	21.013	31.998	15.224	31.832
---------------------	---------------	------------------	-----	-----------------	--------	--------	--------	--------

These data/results cannot be reproduced, stored and/or transmitted in whole or in part by any manner of electronic, mechanical, photocopying, recording, broadcasting or otherwise now known or herein after developed without the previous express consent by the copyright owner, except for reproduction in daily press and regular printed publications on sale to the public within 60 days of the event related to those data/results and always provided that copyright symbol appears together as follows below.
© DORNA, 2020





4592 m.

GRANDE PRÉMIO MEO DE PORTUGAL
Official Starting Grid

Race : 25 laps = 114.8 km

28



1	1 1'38.892 88 Miguel OLIVEIRA KTM	2 1'38.936 21 Franco MORBIDELLI Yamaha	3 1'39.038 43 Jack MILLER Ducati
2	4 1'39.156 35 Cal CRUTCHLOW Honda	5 1'39.199 20 Fabio QUARTARARO Yamaha	6 1'39.204 6 Stefan BRADL Honda
3	7 1'39.238 5 Johann ZARCO Ducati	8 1'39.260 12 Maverick VIÑALES Yamaha	9 1'39.284 44 Pol ESPARGARO KTM
4	10 1'39.467 42 Alex RINS Suzuki	11 1'39.531 30 Takaaki NAKAGAMI Honda	12 1'39.587 4 Andrea DOVIZIOSO Ducati
5	13 1'39.390 33 Brad BINDER KTM	14 1'39.762 41 Aleix ESPARGARO Aprilia	15 1'40.019 63 Francesco BAGNAIA Ducati
6	16 1'40.049 73 Alex MARQUEZ Honda	17 1'40.058 46 Valentino ROSSI Yamaha	18 1'40.091 9 Danilo PETRUCCI Ducati
7	19 1'40.174 32 Lorenzo SAVADORI Aprilia	20 1'40.290 36 Joan MIR Suzuki	21 1'40.427 53 Tito RABAT Ducati
8	22 1'41.753 82 Mika KALLIO KTM		

The results are provisional until the end of the limit for protest and appeals and until the ratification of the Event Management Committee.

Time limit for protest expires 60' at the latest after publication of the results - Time:

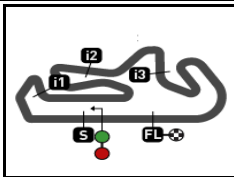
These data/results cannot be reproduced, stored and/or transmitted in whole or in part by any manner of electronic, mechanical, photocopying, recording, broadcasting or otherwise now known or herein after developed without the previous express consent by the copyright owner, except for reproduction in daily press and regular printed publications on sale to the public within 60 days of the event related to those data/results and always provided that copyright symbol appears together as follows below.

© DORNA, 2020

Official MotoGP Timing by **TISSOT**
www.motogp.com



Portimão, Sunday, November 22, 2020



4592 m.

GRANDE PRÉMIO MEO DE PORTUGAL

Warm Up

Best Partial Times

MotoGP™

IT Ideal Lap Time, sum of the best partial times

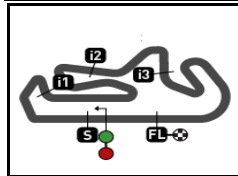
BT Best Lap Time

T1		T2		T3		T4				IT		BT	
Pos	Rider	Time	Rider	Time	Rider	Time	Rider	Time	Pos	Rider	IT	BT	
1	A.MARQUEZ	20.876	P.ESPARGARO	31.910	B.BINDER	15.209	C.CRUTCHLOW	31.751	1	C.CRUTCHLO	1'39.986	1'40.067	(1)
2	T.NAKAGAMI	20.946	J.MIR	31.947	T.NAKAGAMI	15.219	B.BINDER	31.997	2	B.BINDER	1'40.162	1'40.196	(3)
3	P.ESPARGARO	20.968	F.QUARTARARO	31.949	P.ESPARGARO	15.219	T.NAKAGAMI	32.007	3	T.NAKAGAMI	1'40.169	1'40.181	(2)
4	A.ESPARGARO	20.980	B.BINDER	31.950	C.CRUTCHLOW	15.224	A.MARQUEZ	32.011	4	P.ESPARGAR	1'40.258	1'40.509	(5)
5	F.QUARTARARO	20.985	T.NAKAGAMI	31.997	J.ZARCO	15.274	A.ESPARGARO	32.020	5	A.MARQUEZ	1'40.390	1'40.593	(7)
6	M.VIÑALES	20.992	C.CRUTCHLOW	31.998	F.QUARTARARO	15.299	J.ZARCO	32.148	6	A.ESPARGAR	1'40.427	1'40.500	(4)
7	M.OLIVEIRA	20.999	A.RINS	32.014	A.ESPARGARO	15.327	P.ESPARGARO	32.161	7	F.QUARTARAR	1'40.435	1'40.576	(6)
8	B.BINDER	21.006	V.ROSSI	32.032	V.ROSSI	15.329	M.VIÑALES	32.177	8	J.ZARCO	1'40.506	1'40.656	(9)
9	C.CRUTCHLOW	21.013	J.MILLER	32.035	M.OLIVEIRA	15.330	F.MORBIDELLI	32.179	9	J.MIR	1'40.610	1'40.631	(8)
10	J.MIR	21.020	J.ZARCO	32.051	L.SAVADORI	15.332	V.ROSSI	32.196	10	M.VIÑALES	1'40.633	1'40.792	(10)
11	J.ZARCO	21.033	L.SAVADORI	32.077	A.RINS	15.335	F.QUARTARARO	32.202	11	V.ROSSI	1'40.689	1'40.972	(14)
12	F.BAGNAIA	21.050	M.VIÑALES	32.078	J.MIR	15.340	S.BRADL	32.260	12	M.OLIVEIRA	1'40.735	1'40.883	(11)
13	F.MORBIDELLI	21.065	D.PETRUCCI	32.095	S.BRADL	15.366	A.RINS	32.276	13	A.RINS	1'40.782	1'40.889	(12)
14	J.MILLER	21.087	A.ESPARGARO	32.100	M.VIÑALES	15.386	A.DOVIZIOSO	32.277	14	F.MORBIDELLI	1'40.914	1'41.024	(15)
15	A.DOVIZIOSO	21.111	M.OLIVEIRA	32.108	A.MARQUEZ	15.392	M.OLIVEIRA	32.298	15	S.BRADL	1'40.925	1'40.936	(13)
16	V.ROSSI	21.132	A.MARQUEZ	32.111	J.MILLER	15.400	J.MIR	32.303	16	J.MILLER	1'41.084	1'41.151	(16)
17	S.BRADL	21.144	S.BRADL	32.155	F.BAGNAIA	15.415	L.SAVADORI	32.402	17	F.BAGNAIA	1'41.090	1'41.263	(17)
18	A.RINS	21.157	F.MORBIDELLI	32.172	A.DOVIZIOSO	15.434	F.BAGNAIA	32.409	18	A.DOVIZIOSO	1'41.136	1'41.339	(19)
19	D.PETRUCCI	21.224	F.BAGNAIA	32.216	F.MORBIDELLI	15.498	D.PETRUCCI	32.491	19	L.SAVADORI	1'41.249	1'41.281	(18)
20	M.KALLIO	21.353	A.DOVIZIOSO	32.314	M.KALLIO	15.513	J.MILLER	32.562	20	D.PETRUCCI	1'41.390	1'41.404	(20)
21	T.RABAT	21.354	M.KALLIO	32.375	D.PETRUCCI	15.580	T.RABAT	32.579	21	M.KALLIO	1'41.884	1'41.884	(21)
22	L.SAVADORI	21.438	T.RABAT	32.535	T.RABAT	15.696	M.KALLIO	32.643	22	T.RABAT	1'42.164	1'42.716	(22)

These data/results cannot be reproduced, stored and/or transmitted in whole or in part by any manner of electronic, mechanical, photocopying, recording, broadcasting or otherwise now known or herein after developed without the previous express consent by the copyright owner, except for reproduction in daily press and regular printed publications on sale to the public within 60 days of the event related to those data/results and always provided that copyright symbol appears together as follows below.
© DORNA, 2020

Official MotoGP Timing by TISSOT
www.motogp.com






4592 m.

GRANDE PRÉMIO MEO DE PORTUGAL

Warm Up

Fastest Laps Sequence

<i>Practice Time</i>	 <i>Rider</i>	<i>Nation</i>	<i>Motorcycle</i>	<i>Time</i>	<i>Km/h</i>	<i>Rider's Lap</i>
3'35.827	63 Francesco BAGNAIA	ITA	DUCATI	1'43.387	159.8	2
3'36.112	73 Alex MARQUEZ	SPA	HONDA	1'42.920	160.6	2
3'36.398	12 Maverick VIÑALES	SPA	YAMAHA	1'42.802	160.8	2
3'49.092	33 Brad BINDER	RSA	KTM	1'41.992	162.0	2
5'17.673	73 Alex MARQUEZ	SPA	HONDA	1'41.561	162.7	3
5'22.706	5 Johann ZARCO	FRA	DUCATI	1'41.469	162.9	3
7'47.193	88 Miguel OLIVEIRA	POR	KTM	1'41.443	162.9	4
8'39.983	73 Alex MARQUEZ	SPA	HONDA	1'41.183	163.3	5
8'52.246	36 Joan MIR	SPA	SUZUKI	1'41.021	163.6	5
8'52.278	33 Brad BINDER	RSA	KTM	1'40.384	164.6	5
15'34.780	33 Brad BINDER	RSA	KTM	1'40.196	164.9	9
19'19.414	30 Takaaki NAKAGAMI	JPN	HONDA	1'40.181	165.0	11
19'21.347	35 Cal CRUTCHLOW	GBR	HONDA	1'40.067	165.2	10

These data/results cannot be reproduced, stored and/or transmitted in whole or in part by any manner of electronic, mechanical, photocopying, recording, broadcasting or otherwise now known or herein after developed without the previous express consent by the copyright owner, except for reproduction in daily press and regular printed publications on sale to the public within 60 days of the event related to those data/results and always provided that copyright symbol appears together as follows below.

© DORNA, 2020

Official MotoGP Timing by TISSOT
www.motogp.com

Portimao, Sunday, November 22, 2020

