


5380 m.

## QNB GRAND PRIX OF QATAR

## Race

Classification after 20 laps = 107.6 km

29

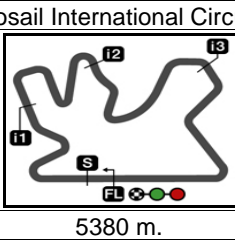
Pos		Rider	Nation	Team	Motorcycle	Total Time	Km/h	Gap
1	25	45 Tetsuta NAGASHIMA	JPN	Red Bull KTM Ajo	KALEX	40'00.192	161.3	
2	20	7 Lorenzo BALDASSARRI	ITA	Flexbox HP 40	KALEX	40'01.539	161.2	1.347
3	16	33 Enea BASTIANINI	ITA	Italtrans Racing Team	KALEX	40'01.620	161.2	1.428
4	13	16 Joe ROBERTS	USA	American Racing	KALEX	40'01.751	161.2	1.559
5	11	87 Remy GARDNER	AUS	Onexox TKKR SAG Team	KALEX	40'02.093	161.2	1.901
6	10	9 Jorge NAVARRO	SPA	Beta Tools Speed Up	SPEED UP	40'02.573	161.2	2.381
7	9	23 Marcel SCHROTTER	GER	Liqui Moly Intact GP	KALEX	40'04.682	161.0	4.490
8	8	44 Aron CANET	SPA	Aspar Team	SPEED UP	40'04.895	161.0	4.703
9	7	97 Xavi VIERGE	SPA	Petronas Sprinta Racing	KALEX	40'07.310	160.9	7.118
10	6	12 Thomas LUTHI	SWI	Liqui Moly Intact GP	KALEX	40'09.096	160.7	8.904
11	5	64 Bo BENDSNEYDER	NED	NTS RW Racing GP	NTS	40'09.922	160.7	9.730
12	4	72 Marco BEZZECCHI	ITA	SKY Racing Team VR46	KALEX	40'11.602	160.6	11.410
13	3	21 Fabio DI GIANNANTONIO	ITA	Beta Tools Speed Up	SPEED UP	40'12.893	160.5	12.701
14	2	96 Jake DIXON	GBR	Petronas Sprinta Racing	KALEX	40'12.909	160.5	12.717
15	1	62 Stefano MANZI	ITA	MV Agusta Forward Racing	MV AGUSTA	40'16.400	160.3	16.208
16		57 Edgar PONS	SPA	Federal Oil Gresini Moto2	KALEX	40'16.448	160.3	16.256
17		40 Hector GARZO	SPA	Flexbox HP 40	KALEX	40'17.061	160.2	16.869
18		11 Nicolo BULEGA	ITA	Federal Oil Gresini Moto2	KALEX	40'17.124	160.2	16.932
19		55 Hafizh SYAHRIN	MAL	Aspar Team	SPEED UP	40'19.831	160.0	19.639
20		88 Jorge MARTIN	SPA	Red Bull KTM Ajo	KALEX	40'20.854	160.0	20.662
21		24 Simone CORSI	ITA	MV Agusta Forward Racing	MV AGUSTA	40'27.483	159.5	27.291
22		27 Andi Farid IZDIHAR	INA	IDEMITSU Honda Team Asia	KALEX	40'34.706	159.0	34.514
23		2 Jesko RAFFIN	SWI	NTS RW Racing GP	NTS	40'34.856	159.0	34.664
24		19 Lorenzo DALLA PORTA	ITA	Italtrans Racing Team	KALEX	40'46.042	158.3	45.850
25		35 Somkiat CHANTRA	THA	IDEMITSU Honda Team Asia	KALEX	41'25.034	148.0	1 lap
<b>No time set</b>								
		10 Luca MARINI	ITA	SKY Racing Team VR46	KALEX	38'10.149	160.6	1 lap
		99 Kasma DANIEL	MAL	Onexox TKKR SAG Team	KALEX	16'21.449	157.8	12 laps
		37 Augusto FERNANDEZ	SPA	EG 0,0 Marc VDS	KALEX	4'07.783	156.3	18 laps
		42 Marcos RAMIREZ	SPA	American Racing	KALEX	3'03.297	105.6	19 laps

The results are provisional until the end of the limit for protest and appeals.

Time limit for protest expires 30' after publication of the results - ..... Time: .....

These data/results cannot be reproduced, stored and/or transmitted in whole or in part by any manner of electronic, mechanical, photocopying, recording, broadcasting or otherwise now known or herein after developed without the previous express consent by the copyright owner, except for reproduction in daily press and regular printed publications on sale to the public within 60 days of the event related to those data/results and always provided that copyright symbol appears together as follows below.

© DORNA, 2020



**QNB GRAND PRIX OF QATAR**

**Race**

**Classification after 20 laps = 107.6 km**

**29**

Pos	Rider	Nation	Team	Motorcycle	Total Time	Km/h	Gap
-----	-------	--------	------	------------	------------	------	-----

**Race condition: Dry**  
**Air: 22°**  
**Humidity: 66%**  
**Ground: 26°**

<b>Pole Position:</b>		<b>Joe ROBERTS</b>	<b>1'58.136</b>	163.9 Km/h
<b>Fastest Lap:</b>	Lap 8	<b>Tetsuta NAGASHIMA</b>	<b>1'59.218</b>	162.4 Km/h
<b>Best Race Lap:</b>	2019	<b>Thomas LUTHI</b>	<b>1'58.711</b>	163.1 Km/h
<b>All Time Lap Record:</b>	2020	<b>Joe ROBERTS</b>	<b>1'58.136</b>	163.9 Km/h

17:40'07

17:58'14

18:01'21

18:03'04 Marcos RAMIREZ

**18:03'14** -

18:03'17 Somkiat CHANTRA

18:03'30 Somkiat CHANTRA

18:03'38 Marcos RAMIREZ

18:04'13 Somkiat CHANTRA

18:06'23 Augusto FERNANDEZ

18:06'26 Marcos RAMIREZ

18:06'30 Somkiat CHANTRA

18:19'00 Kasma DANIEL

18:41'40 Luca MARINI

**SIGHTING LAP START**

**WARM UP LAP START**

**RACE START**

crashed out - Rider OK

**No jump start**

crashed out - Rider OK

re-joined race

re-joined race

entered pits

crashed out - Rider OK

entered pits and retired

re-joined race

crashed out - Rider OK

crashed out - Rider OK

The results are provisional until the end of the limit for protest and appeals.

Time limit for protest expires 30' after publication of the results - ..... Time: .....

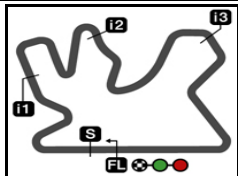
These data/results cannot be reproduced, stored and/or transmitted in whole or in part by any manner of electronic, mechanical, photocopying, recording, broadcasting or otherwise now known or herein after developed without the previous express consent by the copyright owner, except for reproduction in daily press and regular printed publications on sale to the public within 60 days of the event related to those data/results and always provided that copyright symbol appears together as follows below.

© DORNA, 2020

Official MotoGP Timing by TISSOT  
 www.motogp.com

**Doha, Sunday, March 08, 2020**





5380 m.

## QNB GRAND PRIX OF QATAR

Moto2™

## World Championship Classification

30

Rider		Points	Leader	Previous	QAT	AME	ARG	SPA	FRA	ITA	CAT	GER	NED	FIN	CZE	AUT	GBR	RSM	ARA	THA	JPN	AUS	MAL	
1	NAGASHIMA Tetsuta	JPN	25			25																		
2	BALDASSARRI Lorenzo	ITA	20	5	5	20																		
3	BASTIANINI Enea	ITA	16	9	4	16																		
4	ROBERTS Joe	USA	13	12	3	13																		
5	GARDNER Remy	AUS	11	14	2	11																		
6	NAVARRO Jorge	SPA	10	15	1	10																		
7	SCHROTTER Marcel	GER	9	16	1	9																		
8	CANET Aron	SPA	8	17	1	8																		
9	VIERGE Xavi	SPA	7	18	1	7																		
10	LUTHI Thomas	SWI	6	19	1	6																		
11	BENDSNEYDER Bo	NED	5	20	1	5																		
12	BEZZECCHI Marco	ITA	4	21	1	4																		
13	DI GIANNANTONIO Fabio	ITA	3	22	1	3																		
14	DIXON Jake	GBR	2	23	1	2																		
15	MANZI Stefano	ITA	1	24	1	1																		
16	PONS Edgar	SPA	0	25	1	0																		
17	GARZO Hector	SPA	0	25	0	0																		
18	BULEGA Nicolo	ITA	0	25	0	0																		
19	SYAHRIN Hafizh	MAL	0	25	0	0																		
20	MARTIN Jorge	SPA	0	25	0	0																		
21	CORSI Simone	ITA	0	25	0	0																		
22	IZDIHAR Andi Farid	INA	0	25	0	0																		
23	RAFFIN Jesko	SWI	0	25	0	0																		
24	DALLA PORTA Lorenzo	ITA	0	25	0	0																		
25	CHANTRA Somkiat	THA	0	25	0	0																		

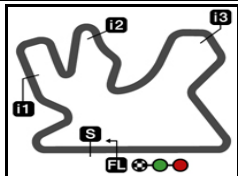
These data/results cannot be reproduced, stored and/or transmitted in whole or in part by any manner of electronic, mechanical, photocopying, recording, broadcasting or otherwise now known or herein after developed without the previous express consent by the copyright owner, except for reproduction in daily press and regular printed publications on sale to the public within 60 days of the event related to those data/results and always provided that copyright symbol appears together as follows below.  
© DORNA, 2020

Official MotoGP Timing by TISSOT  
www.motogp.com

Doha, Sunday, March 08, 2020

Page 1 of 2





5380 m.

## QNB GRAND PRIX OF QATAR

Moto2™

## World Championship Classification

30

Constructor	Points	Leader	Previous	QAT	AME	ARG	SPA	FRA	ITA	CAT	GER	NED	FIN	CZE	AUT	GBR	RSM	ARA	THA	JPN	AUS	MAL	
1 KALEX	25			25																			
2 SPEED UP	10	15	15	10																			
3 NTS	5	20	5	5																			
4 MV AGUSTA	1	24	4	1																			

Team	Points	Leader	Previous	QAT	AME	ARG	SPA	FRA	ITA	CAT	GER	NED	FIN	CZE	AUT	GBR	RSM	ARA	THA	JPN	AUS	MAL	
1 RED BULL KTM AJO	25			25																			
2 FLEXBOX HP 40	20	5	5	20																			
3 ITALTRANS RACING TEAM	16	9	4	16																			
4 LIQUI MOLY INTACT GP	15	10	1	15																			
5 AMERICAN RACING	13	12	2	13																			
6 BETA TOOLS SPEED UP	13	12	0	13																			
7 ONEXO TKKR SAG TEAM	11	14	2	11																			
8 PETRONAS SPRINTA RACING	9	16	2	9																			
9 ASPAR TEAM	8	17	1	8																			
10 NTS RW RACING GP	5	20	3	5																			
11 SKY RACING TEAM VR46	4	21	1	4																			
12 MV AGUSTA FORWARD RACING	1	24	3	1																			

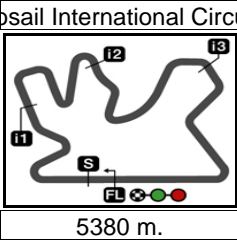
These data/results cannot be reproduced, stored and/or transmitted in whole or in part by any manner of electronic, mechanical, photocopying, recording, broadcasting or otherwise now known or herein after developed without the previous express consent by the copyright owner, except for reproduction in daily press and regular printed publications on sale to the public within 60 days of the event related to those data/results and always provided that copyright symbol appears together as follows below.  
© DORNA, 2020

Official MotoGP Timing by TISSOT  
www.motogp.com

Doha, Sunday, March 08, 2020

Page 2 of 2





**QNB GRAND PRIX OF QATAR**

**Race**

**Lap Chart**

**31**

Pos	1	2	3	4	5	6	7	8	9	10	11	12	13	14	15	16	17	18	19	20	21	22	23	24	25	26	27	28	29
Grid	16	10	33	9	64	87	72	88	7	97	21	37	23	45	11	44	57	12	35	96	62	2	40	42	55	27	19	24	99



	1	33	10	88	16	9	87	7	97	72	64	44	45	12	21	23	37	62	11	40	96	55	24	57	19	99	27	2	42	35
	2	10	33	88	16	87	7	97	9	72	44	45	64	12	21	23	62	37	11	96	40	55	57	24	19	99	27	2	35	
	3	10	88	33	16	7	97	72	87	9	45	44	12	64	23	21	62	11	96	40	55	57	24	99	19	27	2	35		
	4	10	88	16	33	7	97	72	87	9	45	12	44	64	23	21	62	11	96	40	55	57	24	99	27	19	2	35		
	5	10	16	88	33	7	97	72	9	45	87	44	64	12	21	23	62	96	11	40	55	57	24	99	27	19	2	35		
	6	10	16	88	33	7	97	72	9	45	87	44	64	12	21	23	62	96	11	40	55	57	24	99	27	19	2	35		
	7	10	16	88	33	7	97	72	9	45	87	44	64	21	12	23	62	96	40	11	55	57	24	99	27	19	2	35		
	8	10	16	88	33	7	97	72	9	45	87	44	64	12	23	21	62	96	40	11	55	57	24	27	99	19	2	35		
	9	10	16	7	88	33	97	45	72	9	87	44	64	12	23	21	62	96	40	11	55	57	24	27	19	2	35			
	10	10	16	88	7	33	97	45	72	9	87	44	64	12	23	21	62	96	40	11	55	57	24	27	19	2	35			
L	11	10	16	33	7	97	45	88	72	9	87	44	64	12	23	21	62	96	11	40	55	57	24	27	19	2	35			
a	12	10	16	7	33	45	97	9	72	88	44	87	12	23	64	21	96	62	11	40	57	55	24	27	2	19	35			
P	13	10	16	7	45	33	97	9	72	44	87	88	12	23	64	21	96	62	11	40	57	55	24	27	2	19	35			
S	14	10	16	7	45	33	9	97	72	44	87	12	23	64	88	21	96	62	40	11	57	55	24	27	2	19	35			
	15	16	7	10	33	9	45	97	72	44	87	12	23	64	21	88	96	62	11	40	57	55	24	27	2	19	35			
	16	7	33	16	45	9	10	97	87	72	44	23	12	64	21	88	96	62	11	40	57	55	24	27	2	19	35			
	17	33	7	45	16	9	87	97	44	10	23	72	12	64	21	88	96	62	40	11	57	55	24	27	2	19	35			
	18	45	33	7	16	9	87	44	97	23	10	72	12	64	21	96	62	88	11	40	57	55	24	27	2	19	35			
	19	45	7	33	16	9	87	44	23	97	12	64	10	72	21	96	62	11	57	40	88	55	24	27	2	19	35			
	20	45	7	33	16	87	9	23	44	97	12	64	72	21	96	62	57	40	11	55	88	24	27	2	19					

Winner     Lapped rider

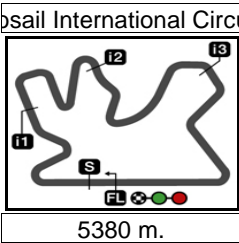
These data/results cannot be reproduced, stored and/or transmitted in whole or in part by any manner of electronic, mechanical, photocopying, recording, broadcasting or otherwise now known or herein after developed without the previous express consent by the copyright owner, except for reproduction in daily press and regular printed publications on sale to the public within 60 days of the event related to those data/results and always provided that copyright symbol appears together as follows below.

© DORNA, 2020

Official MotoGP Timing by TISSOT  
www.motogp.com

Doha, Sunday, March 08, 2020






**QNB GRAND PRIX OF QATAR**

**Race**

**Fastest Lap of Each Rider**

**32**

	Rider	Nation	Team	Motorcycle	Time	Lap Total	Gap
1	45 <b>Tetsuta NAGASHIMA</b>	JPN	Red Bull KTM Ajo	KALEX	<b>1'59.218</b>	8 20	
2	7 <b>Lorenzo BALDASSARRI</b>	ITA	Flexbox HP 40	KALEX	<b>1'59.309</b>	7 20	0.091 0.091
3	16 <b>Joe ROBERTS</b>	USA	American Racing	KALEX	<b>1'59.334</b>	5 20	0.116 0.025
4	72 <b>Marco BEZZECCHI</b>	ITA	SKY Racing Team VR46	KALEX	<b>1'59.343</b>	8 20	0.125 0.009
5	87 <b>Remy GARDNER</b>	AUS	Onexox TKKR SAG Team	KALEX	<b>1'59.402</b>	8 20	0.184 0.059
6	97 <b>Xavi VIERGE</b>	SPA	Petronas Sprinta Racing	KALEX	<b>1'59.403</b>	4 20	0.185 0.001
7	9 <b>Jorge NAVARRO</b>	SPA	Beta Tools Speed Up	SPEED UP	<b>1'59.423</b>	12 20	0.205 0.020
8	88 <b>Jorge MARTIN</b>	SPA	Red Bull KTM Ajo	KALEX	<b>1'59.442</b>	6 20	0.224 0.019
9	44 <b>Aron CANET</b>	SPA	Aspar Team	SPEED UP	<b>1'59.459</b>	14 20	0.241 0.017
10	23 <b>Marcel SCHROTTER</b>	GER	Liqui Moly Intact GP	KALEX	<b>1'59.462</b>	18 20	0.244 0.003
11	33 <b>Enea BASTIANINI</b>	ITA	Italtrans Racing Team	KALEX	<b>1'59.494</b>	6 20	0.276 0.032
12	10 <b>Luca MARINI</b>	ITA	SKY Racing Team VR46	KALEX	<b>1'59.509</b>	10 19	0.291 0.015
13	12 <b>Thomas LUTHI</b>	SWI	Liqui Moly Intact GP	KALEX	<b>1'59.533</b>	13 20	0.315 0.024
14	96 <b>Jake DIXON</b>	GBR	Petronas Sprinta Racing	KALEX	<b>1'59.659</b>	19 20	0.441 0.126
15	64 <b>Bo BENDSNEYDER</b>	NED	NTS RW Racing GP	NTS	<b>1'59.737</b>	11 20	0.519 0.078
16	57 <b>Edgar PONS</b>	SPA	Federal Oil Gresini Moto2	KALEX	<b>1'59.746</b>	14 20	0.528 0.009
17	21 <b>Fabio DI GIANNANTONIO</b>	ITA	Beta Tools Speed Up	SPEED UP	<b>1'59.935</b>	13 20	0.717 0.189
18	11 <b>Nicolo BULEGA</b>	ITA	Federal Oil Gresini Moto2	KALEX	<b>2'00.018</b>	11 20	0.800 0.083
19	40 <b>Hector GARZO</b>	SPA	Flexbox HP 40	KALEX	<b>2'00.033</b>	13 20	0.815 0.015
20	55 <b>Hafizh SYHRIN</b>	MAL	Aspar Team	SPEED UP	<b>2'00.114</b>	10 20	0.896 0.081
21	62 <b>Stefano MANZI</b>	ITA	MV Agusta Forward Racing	MV AGUSTA	<b>2'00.125</b>	17 20	0.907 0.011
22	35 <b>Somkiat CHANTRA</b>	THA	IDEMITSU Honda Team Asia	KALEX	<b>2'00.337</b>	9 19	1.119 0.212
23	24 <b>Simone CORSI</b>	ITA	MV Agusta Forward Racing	MV AGUSTA	<b>2'00.497</b>	19 20	1.279 0.160
24	2 <b>Jesko RAFFIN</b>	SWI	NTS RW Racing GP	NTS	<b>2'00.645</b>	15 20	1.427 0.148
25	27 <b>Andi Farid IZDIHAR</b>	INA	IDEMITSU Honda Team Asia	KALEX	<b>2'00.877</b>	17 20	1.659 0.232
26	37 <b>Augusto FERNANDEZ</b>	SPA	EG 0,0 Marc VDS	KALEX	<b>2'00.981</b>	2 2	1.763 0.104
27	19 <b>Lorenzo DALLA PORTA</b>	ITA	Italtrans Racing Team	KALEX	<b>2'01.050</b>	13 20	1.832 0.069
28	99 <b>Kasma DANIEL</b>	MAL	Onexox TKKR SAG Team	KALEX	<b>2'01.242</b>	3 8	2.024 0.192

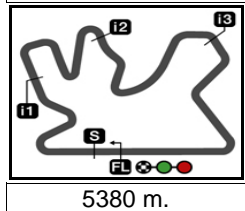
These data/results cannot be reproduced, stored and/or transmitted in whole or in part by any manner of electronic, mechanical, photocopying, recording, broadcasting or otherwise now known or herein after developed without the previous express consent by the copyright owner, except for reproduction in daily press and regular printed publications on sale to the public within 60 days of the event related to those data/results and always provided that copyright symbol appears together as follows below.

© DORNA, 2020

Official MotoGP Timing by **TISSOT**  
www.motogp.com

**Doha, Sunday, March 08, 2020**





## QNB GRAND PRIX OF QATAR

After the Race

## Event Best Maximum Speed

33



Rider	Nation Team	Motorcycle	Km/h	
42 Marcos RAMIREZ	SPA American Racing	KALEX	299.1	Qualifying Nr. 1
23 Marcel SCHROTTER	GER Liqui Moly Intact GP	KALEX	299.1	Qualifying Nr. 1
37 Augusto FERNANDEZ	SPA EG 0,0 Marc VDS	KALEX	298.3	Free Practice Nr. 3
88 Jorge MARTIN	SPA Red Bull KTM Ajo	KALEX	297.5	Free Practice Nr. 3
11 Nicolo BULEGA	ITA Federal Oil Gresini Moto2	KALEX	296.7	Free Practice Nr. 3
12 Thomas LUTHI	SWI Liqui Moly Intact GP	KALEX	296.7	Free Practice Nr. 3
16 Joe ROBERTS	USA American Racing	KALEX	296.7	Free Practice Nr. 3
45 Tetsuta NAGASHIMA	JPN Red Bull KTM Ajo	KALEX	296.7	Free Practice Nr. 3
10 Luca MARINI	ITA SKY Racing Team VR46	KALEX	295.8	Free Practice Nr. 2
87 Remy GARDNER	AUS Onexox TKKR SAG Team	KALEX	295.8	Free Practice Nr. 3
7 Lorenzo BALDASSARRI	ITA Flexbox HP 40	KALEX	295.8	Qualifying Nr. 1
55 Hafizh SYAHRIN	MAL Aspar Team	SPEED UP	295.8	Free Practice Nr. 3
99 Kasma DANIEL	MAL Onexox TKKR SAG Team	KALEX	295.8	Race
9 Jorge NAVARRO	SPA Beta Tools Speed Up	SPEED UP	295.8	Free Practice Nr. 2
97 Xavi VIERGE	SPA Petronas Sprinta Racing	KALEX	295.0	Free Practice Nr. 3
24 Simone CORSI	ITA MV Agusta Forward Racing	MV AGUSTA	295.0	Free Practice Nr. 3
35 Somkiat CHANTRA	THA IDEMITSU Honda Team Asia	KALEX	295.0	Qualifying Nr. 1
72 Marco BEZZECCHI	ITA SKY Racing Team VR46	KALEX	295.0	Free Practice Nr. 3
27 Andi Farid IZDIHAR	INA IDEMITSU Honda Team Asia	KALEX	294.2	Race
2 Jesko RAFFIN	SWI NTS RW Racing GP	NTS	294.2	Free Practice Nr. 3
19 Lorenzo DALLA PORTA	ITA Italtrans Racing Team	KALEX	293.4	Free Practice Nr. 3
64 Bo BENDSNEYDER	NED NTS RW Racing GP	NTS	293.4	Qualifying Nr. 2
33 Enea BASTIANINI	ITA Italtrans Racing Team	KALEX	292.6	Free Practice Nr. 3
44 Aron CANET	SPA Aspar Team	SPEED UP	292.6	Free Practice Nr. 3
96 Jake DIXON	GBR Petronas Sprinta Racing	KALEX	292.6	Free Practice Nr. 3
57 Edgar PONS	SPA Federal Oil Gresini Moto2	KALEX	291.8	Race
21 Fabio DI GIANNANTONIO	ITA Beta Tools Speed Up	SPEED UP	291.8	Free Practice Nr. 3
62 Stefano MANZI	ITA MV Agusta Forward Racing	MV AGUSTA	291.8	Free Practice Nr. 3
40 Hector GARZO	SPA Flexbox HP 40	KALEX	291.1	Race
22 Sam LOWES	GBR EG 0,0 Marc VDS	KALEX	288.7	Free Practice Nr. 2

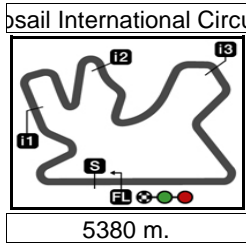
These data/results cannot be reproduced, stored and/or transmitted in whole or in part by any manner of electronic, mechanical, photocopying, recording, broadcasting or otherwise now known or herein after developed without the previous express consent by the copyright owner, except for reproduction in daily press and regular printed publications on sale to the public within 60 days of the event related to those data/results and always provided that copyright symbol appears together as follows below.

© DORNA, 2020

Official MotoGP Timing by TISSOT  
www.motogp.com

Doha, Sunday, March 08, 2020





Results and timing service provided by TISSOT

Moto2™

# QNB GRAND PRIX OF QATAR

## Race

### Chronological Analysis of Performances

34

\* Lap / Sector time cancelled      **T1** Time from finish line to 1st intermediate      **T3** Time from 2nd intermed. to 3rd intermed.  
**P** Crossing the finish line in pit lane      **T2** Time from 1st intermed. to 2nd intermed.      **T4** Time from 3rd intermediate to finish line

Lap	Lap Time	T1	T2	T3	T4	Speed	Lap	Lap Time	T1	T2	T3	T4	Speed		
<b>1st</b>	<b>45</b>	<b>Tetsuta NAGASHIM</b> Red Bull KTM Ajo JPN						<b>3rd</b>	<b>33</b>	<b>Enea BASTIANINI</b> Italtrans Racing Team ITA					
		Runs=1	Total laps=20	Full laps=19					Runs=1	Total laps=20	Full laps=19				
1	2'06.155	31.196	32.062	29.272	33.625	187.5	1	2'03.709	29.840	31.217	29.165	33.487	177.6		
2	<b>1'59.643</b>	25.878	31.163	29.116	33.486	290.3	2	<b>2'00.237</b>	26.431	30.914	29.289	33.603	281.2		
3	<b>1'59.510</b>	26.114	30.829	29.059	33.508	288.0	3	<b>2'00.058</b>	26.382	30.936	29.156	33.584	286.4		
4	<b>2'00.258</b>	26.272	31.032	29.588	33.366	293.4	4	<b>1'59.761</b>	26.299	30.945	29.005	33.512	288.0		
5	<b>1'59.657</b>	26.043	31.080	29.007	33.527	289.5	5	<b>2'00.073</b>	26.170	31.223	29.205	33.475	287.2		
6	<b>1'59.419</b>	26.012	30.984	29.057	33.366	288.0	6	<b>1'59.494</b>	26.065	30.814	29.040	33.575	286.4		
7	<b>1'59.285</b>	25.824	30.875	29.090	33.496	288.0	7	<b>1'59.528</b>	26.111	30.925	29.005	33.487	285.7		
8	<b>1'59.218</b>	25.935	30.944	28.977	33.362	289.5	8	<b>1'59.497</b>	26.185	30.926	29.030	33.356	287.2		
9	<b>1'59.554</b>	26.029	31.050	29.157	33.318	291.1	9	<b>1'59.862</b>	26.151	31.036	29.144	33.531	288.0		
10	<b>2'00.044</b>	26.079	31.245	29.362	33.358	291.1	10	<b>2'00.176</b>	26.360	31.129	29.127	33.560	288.7		
11	<b>1'59.909</b>	26.127	31.156	29.104	33.522	291.1	11	<b>1'59.605</b>	26.075	30.926	29.124	33.480	288.0		
12	<b>1'59.249</b>	25.901	30.952	29.074	33.322	291.1	12	<b>1'59.810</b>	25.969	31.281	29.106	33.454	285.7		
13	<b>1'59.640</b>	26.197	31.018	29.055	33.370	292.6	13	<b>1'59.899</b>	26.193	30.972	29.126	33.608	289.5		
14	<b>1'59.700</b>	25.968	30.849	29.232	33.651	289.5	14	<b>1'59.702</b>	26.179	30.928	29.060	33.535	290.3		
15	<b>2'00.485</b>	26.035	31.102	29.612	33.736	289.5	15	<b>2'00.086</b>	26.150	31.052	29.273	33.611	291.1		
16	<b>2'00.241</b>	26.312	31.075	29.340	33.514	290.3	16	<b>2'00.201</b>	26.244	31.076	29.217	33.664	289.5		
17	<b>1'59.976</b>	26.199	31.149	29.226	33.402	288.0	17	<b>2'00.165</b>	26.206	31.023	29.371	33.565	284.9		
18	<b>1'59.353</b>	26.149	30.760	29.116	33.328	288.0	18	<b>2'00.264</b>	26.413	31.074	29.097	33.680	282.7		
19	<b>1'59.290</b>	26.020	30.740	29.119	33.411	284.9	19	<b>1'59.837</b>	26.174	30.943	29.097	33.623	285.7		
20	<b>1'59.606</b>	26.032	30.902	29.208	33.464	284.2	20	<b>1'59.656</b>	26.034	30.936	29.149	33.537	288.7		

<b>2nd</b>	<b>7</b>	<b>Lorenzo BALDA</b> Flexbox HP 40 ITA						<b>4th</b>	<b>16</b>	<b>Joe ROBERTS</b> American Racing USA					
		Runs=1	Total laps=20	Full laps=18					Runs=1	Total laps=20	Full laps=19				
1	2'04.665	30.479	31.624	29.141	33.421	181.8	1	2'04.058	29.951	31.215	29.510	33.382	169.8		
2	<b>1'59.856</b>	26.335	30.938	29.151	33.432	292.6	2	<b>2'00.081</b>	26.176	30.945	29.436	33.524	295.0		
3	<b>1'59.904</b>	26.205	30.997	29.158	33.544	291.1	3	<b>1'59.922</b>	26.307	31.044	29.077	33.494	286.4		
4	<b>1'59.517</b>	26.038	30.957	29.058	33.464	288.7	4	<b>1'59.573</b>	26.097	30.875	29.070	33.531	291.8		
5	<b>2'00.056</b>	26.079	31.065	29.459	33.453	290.3	5	<b>1'59.334</b>	26.102	30.780	29.054	33.398	291.1		
6	<b>1'59.641</b>	26.043	30.910	29.218	33.470	290.3	6	<b>1'59.581</b>	26.165	30.826	29.155	33.435	288.7		
7	<b>1'59.309</b>	25.966	30.914	29.035	33.394	288.7	7	<b>1'59.738</b>	26.264	30.843	29.180	33.451	288.0		
8	<b>1'59.449</b>	26.003	30.821	29.116	33.509	292.6	8	<b>1'59.598</b>	26.148	30.885	29.069	33.496	286.4		
9	1'59.746 *	25.949	30.981	29.245	33.571 *	291.8	9	<b>1'59.737</b>	26.180	30.877	29.258	33.422	287.2		
10	<b>1'59.938</b>	26.403	30.946	29.169	33.420	281.9	10	<b>1'59.722</b>	26.077	30.935	29.229	33.481	286.4		
11	<b>2'00.035</b>	26.509	31.054	29.120	33.352	291.8	11	<b>2'00.310</b>	26.451	30.980	29.303	33.576	287.2		
12	<b>1'59.599</b>	26.049	30.920	29.164	33.466	291.1	12	<b>1'59.649</b>	26.019	30.837	29.220	33.573	287.2		
13	<b>1'59.640</b>	26.203	30.872	29.178	33.387	285.7	13	<b>1'59.746</b>	26.059	30.959	29.164	33.564	287.2		
14	<b>1'59.655</b>	25.939	30.890	29.314	33.512	287.2	14	<b>1'59.950</b>	26.075	30.942	29.283	33.650	288.0		
15	<b>2'00.318</b>	26.128	31.150	29.485	33.555	285.7	15	<b>2'00.294</b>	26.080	30.929	29.387	33.898	285.7		
16	<b>2'00.139</b>	26.122	31.059	29.394	33.564	289.5	16	<b>2'00.433</b>	26.112	31.224	29.550	33.547	291.1		
17	<b>2'00.400</b>	26.219	31.041	29.491	33.649	282.7	17	<b>2'00.504</b>	26.366	31.304	29.305	33.529	288.7		
18	<b>2'00.315</b>	26.291	31.003	29.421	33.600	283.4	18	<b>2'00.090</b>	26.215	31.076	29.225	33.574	289.5		
19	<b>1'59.628</b>	26.005	30.788	29.294	33.541	288.7	19	<b>2'00.032</b>	26.196	31.015	29.190	33.631	295.0		
20	<b>1'59.729</b>	26.036	30.789	29.301	33.603	284.9	20	<b>1'59.399</b>	26.022	30.897	29.071	33.409	290.3		

**Fastest Lap:** Tetsuta NAGASHIMA Red Bull KTM Ajo JPN **1'59.218** 25.935 30.944 28.977 33.362

These data/results cannot be reproduced, stored and/or transmitted in whole or in part by any manner of electronic, mechanical, photocopying, recording, broadcasting or otherwise now known or herein after developed without the previous express consent by the copyright owner, except for reproduction in daily press and regular printed publications on sale to the public within 60 days of the event related to those data/results and always provided that copyright symbol appears together as follows below.  
 © DORNA, 2020



## Race

## Moto2

Lap	Lap Time	T1	T2	T3	T4	Speed	Lap	Lap Time	T1	T2	T3	T4	Speed	
<b>5th 87</b>		<b>Remy GARDNER</b>					Onexox TKKR SAG T AUS	9	<b>1'59.741</b>	26.063	30.930	29.199	33.549	287.2
		Runs=1	Total laps=20	Full laps=17			10	<b>1'59.588</b>	26.029	30.918	29.125	33.516	289.5	
1	2'04.630	30.325	31.398	29.322	33.585	175.6	11	<b>1'59.575</b>	25.989	30.957	29.199	<b>33.430</b>	290.3	
2	<b>1'59.828</b>	26.263	<b>30.861</b>	29.189	33.515	<b>293.4</b>	12	<b>1'59.651</b>	26.047	30.962	29.118	33.524	291.8	
3	2'00.691 *	26.356	31.127	29.152	34.056*	288.0	13	<b>1'59.755</b>	26.017	30.999	29.219	33.520	288.7	
4	<b>2'00.262</b>	26.335	31.213	29.196	33.518	284.9	14	<b>1'59.682</b>	<b>25.878</b>	31.043	29.254	33.507	289.5	
5	<b>2'00.323</b>	26.127	31.399	29.197	33.600	284.2	15	<b>1'59.474</b>	25.946	30.864	29.199	33.465	288.7	
6	<b>1'59.909</b>	26.289	31.099	29.011	33.510	286.4	16	<b>1'59.546</b>	26.047	30.849	29.136	33.514	291.1	
7	<b>1'59.589</b>	26.079	30.919	29.058	33.533	286.4	17	<b>2'00.582</b>	25.898	31.151	29.560	33.973	288.7	
8	<b>1'59.402</b>	25.961	31.047	28.939	33.455	286.4	18	<b>1'59.462</b>	25.916	<b>30.775</b>	29.126	33.645	288.7	
9	<b>1'59.446</b>	26.067	30.961	28.997	<b>33.421</b>	286.4	19	<b>1'59.736</b>	26.077	31.110	<b>29.110</b>	33.439	291.8	
10	<b>1'59.531</b>	26.008	30.971	29.073	33.479	286.4	20	<b>1'59.921</b>	26.052	31.089	29.243	33.537	288.7	
11	<b>2'00.244</b>	26.042	31.102	29.360	33.740	288.7	<b>8th 44</b>		<b>Aron CANET</b>				Aspar Team SPA	
12	<b>2'01.267</b>	26.314	32.329	29.078	33.546	291.8			Runs=1	Total laps=20	Full laps=19			
13	<b>1'59.817</b>	26.024	30.973	29.253	33.567	291.1	1	2'05.803	30.740	32.143	29.385	33.535	192.8	
14	<b>1'59.564</b>	26.142	30.945	<b>28.929</b>	33.548	288.7	2	<b>1'59.902</b>	26.032	31.218	29.135	33.517	284.9	
15	<b>1'59.629</b>	26.075	30.945	29.131	33.478	287.2	3	<b>2'00.687</b>	26.410	31.174	29.488	33.615	285.7	
16	<b>1'59.649</b>	26.045	30.906	29.054	33.644	292.6	4	<b>2'00.114</b>	26.316	31.140	<b>29.089</b>	33.569	286.4	
17	<b>1'59.667</b>	25.997	31.144	29.060	33.466	288.0	5	<b>2'00.108</b>	26.255	31.007	29.204	33.642	287.2	
18	1'59.460 *	25.971	31.065	29.053	33.371*	284.9	6	<b>1'59.988</b>	26.180	31.025	29.145	33.638	284.2	
19	<b>1'59.705</b>	26.025	31.088	29.050	33.542	288.7	7	<b>1'59.737</b>	26.091	30.829	29.235	33.582	284.2	
20	<b>1'59.480</b>	<b>25.906</b>	30.976	28.983	33.615	292.6	8	<b>1'59.884</b>	26.199	30.810	29.212	33.663	284.2	
<b>6th 9</b>		<b>Jorge NAVARRO</b>					Beta Tools Speed Up SPA	9	<b>1'59.540</b>	26.042	<b>30.773</b>	29.159	33.566	284.2
		Runs=1	Total laps=20	Full laps=18			10	<b>1'59.578</b>	<b>26.003</b>	30.859	29.173	33.543	284.9	
1	2'04.509	30.265	31.275	29.358	33.611	175.8	11	<b>1'59.710</b>	26.053	30.954	29.188	33.515	284.9	
2	<b>2'00.698</b>	26.723	31.433	<b>29.057</b>	33.485	284.9	12	<b>1'59.896</b>	26.027	30.980	29.258	33.631	286.4	
3	<b>2'00.064</b>	26.380	30.892	29.193	33.599	287.2	13	<b>1'59.814</b>	26.017	30.825	29.466	33.506	<b>291.1</b>	
4	<b>2'00.179</b>	26.523	31.058	29.225	<b>33.373</b>	290.3	14	<b>1'59.459</b>	26.047	30.779	29.186	<b>33.447</b>	284.9	
5	<b>1'59.469</b>	26.002	30.782	29.118	33.567	289.5	15	<b>1'59.808</b>	26.034	30.774	29.347	33.653	285.7	
6	<b>2'00.123</b>	26.257	31.246	29.227	33.393	284.9	16	<b>2'00.301</b>	26.322	31.006	29.355	33.618	284.9	
7	<b>1'59.449</b>	26.075	30.804	29.081	33.489	286.4	17	<b>2'00.258</b>	26.169	31.196	29.385	33.508	288.7	
8	<b>1'59.573</b>	26.136	30.862	29.102	33.473	285.7	18	<b>2'00.043</b>	26.155	30.911	29.341	33.636	284.9	
9	<b>1'59.453</b>	26.120	30.772	29.131	33.430	284.9	19	<b>1'59.964</b>	26.122	30.948	29.207	33.687	284.2	
10	<b>1'59.760</b>	26.128	30.933	29.256	33.443	286.4	20	<b>2'00.301</b>	26.137	31.004	29.546	33.614	284.2	
11	<b>2'00.452</b>	26.127	31.195	29.425	33.705	288.7	<b>9th 97</b>		<b>Xavi VIERGE</b>				Petronas Sprinta Raci SPA	
12	<b>1'59.423</b>	26.160	30.806	29.066	33.391	289.5			Runs=1	Total laps=20	Full laps=19			
13	<b>1'59.507</b>	26.099	<b>30.751</b>	29.133	33.524	284.9	1	2'04.847	30.423	31.834	29.155	33.435	182.1	
14	1'59.400 *	26.000	30.827	29.143	33.430*	287.2	2	<b>1'59.983</b>	26.443	30.944	29.212	33.384	<b>293.4</b>	
15	<b>1'59.635</b>	<b>25.987</b>	30.874	29.211	33.563	287.2	3	<b>2'00.008</b>	26.085	31.182	29.202	33.539	290.3	
16	<b>2'00.810</b>	26.305	31.600	29.394	33.511	<b>291.8</b>	4	<b>1'59.403</b>	25.935	<b>30.925</b>	29.152	33.391	288.0	
17	<b>2'00.020</b>	26.207	30.934	29.280	33.599	285.7	5	<b>1'59.805</b>	26.034	31.032	29.356	33.383	290.3	
18	<b>2'00.036</b>	26.181	31.050	29.297	33.508	285.7	6	<b>1'59.763</b>	26.128	31.004	29.227	33.404	290.3	
19	<b>1'59.996</b>	26.211	31.037	29.155	33.593	288.0	7	<b>1'59.501</b>	25.999	30.938	<b>29.084</b>	33.480	291.1	
20	<b>2'00.017</b>	26.192	30.968	29.323	33.534	290.3	8	<b>1'59.564</b>	<b>25.922</b>	31.070	29.157	33.415	289.5	
<b>7th 23</b>		<b>Marcel SCHROTTE</b>					Liqui Moly Intact GP GER	9	<b>1'59.653</b>	26.004	30.935	29.236	33.478	288.7
		Runs=1	Total laps=20	Full laps=19			10	<b>2'00.070</b>	26.115	31.218	29.420	<b>33.317</b>	291.1	
1	2'06.761	31.052	32.113	29.509	34.087	187.1	11	<b>1'59.919</b>	26.052	31.174	29.222	33.471	291.8	
2	<b>2'00.535</b>	26.175	31.363	29.264	33.733	<b>292.6</b>	12	<b>1'59.704</b>	26.116	31.031	29.192	33.365	290.3	
3	<b>1'59.894</b>	26.129	30.990	29.202	33.573	288.7	13	<b>2'00.081</b>	26.038	31.240	29.329	33.474	291.8	
4	<b>1'59.910</b>	26.053	31.090	29.229	33.538	288.7	14	<b>2'00.429</b>	26.068	31.451	29.387	33.523	288.7	
5	<b>2'01.057</b>	27.254	31.092	29.126	33.585	288.0	15	<b>2'00.207</b>	25.988	31.218	29.404	33.597	289.5	
6	<b>2'00.037</b>	26.058	31.140	29.246	33.593	288.7	16	<b>2'00.507</b>	26.227	31.202	29.405	33.673	289.5	
7	<b>1'59.910</b>	26.007	31.162	29.228	33.513	288.7	17	<b>2'00.658</b>	26.224	31.478	29.327	33.629	291.1	
8	<b>1'59.865</b>	26.074	31.036	29.192	33.563	291.1	18	<b>2'00.771</b>	26.118	31.195	29.503	33.955	288.7	
<b>Fastest Lap:</b>		Tetsuta NAGASHIMA		Red Bull KTM Ajo		JPN	<b>1'59.218</b>	25.935	30.944	28.977	33.362			

These data/results cannot be reproduced, stored and/or transmitted in whole or in part by any manner of electronic, mechanical, photocopying, recording, broadcasting or otherwise now known or herein after developed without the previous express consent by the copyright owner, except for reproduction in daily press and regular printed publications on sale to the public within 60 days of the event related to those data/results and always provided that copyright symbol appears together as follows below.  
© DORNA, 2020

## Race

## Moto2

Lap	Lap Time	T1	T2	T3	T4	Speed	Lap	Lap Time	T1	T2	T3	T4	Speed
19	2'01.015	26.164	31.599	29.492	33.760	290.3	6	1'59.858	26.186	31.014	29.249	33.409	291.8
20	2'01.422	26.363	31.351	29.750	33.958	288.7	7	1'59.631	26.072	30.970	29.134	33.455	291.8
<b>10th 12 Thomas LUTHI</b> Liqui Moly Intact GP SWI							8	1'59.343	26.027	30.884	29.045	33.387	289.5
Runs=1 Total laps=20 Full laps=19							9	2'00.098	26.062	30.975	29.518	33.543	292.6
1	2'06.245	30.896	32.106	29.433	33.810	192.8	10	1'59.956	26.119	31.088	29.285	33.464	291.1
2	2'00.135	26.114	31.200	29.261	33.560	293.4	11	2'00.622	26.085	31.310	29.440	33.787	292.6
3	2'00.041	26.023	31.053	29.486	33.479	290.3	12	1'59.911	26.398	30.940	29.099	33.474	286.4
4	1'59.824	26.171	30.939	29.141	33.573	289.5	13	1'59.583	25.952	30.937	29.202	33.492	290.3
5	2'01.548	26.053	32.538	29.251	33.706	288.0	14	1'59.839	26.078	31.028	29.242	33.491	291.1
6	2'00.055	26.009	31.021	29.148	33.877	288.0	15	1'59.966	26.089	31.052	29.353	33.472	291.8
7	2'00.057	26.103	31.273	29.226	33.455	287.2	16	2'01.087	26.315	31.371	29.406	33.995	291.8
8	1'59.619	26.026	30.847	29.203	33.543	291.1	17	2'01.709	26.309	31.565	29.934	33.901	291.8
9	1'59.944	25.981	30.952	29.320	33.691	288.7	18	2'01.950	26.247	31.766	29.897	34.040	290.3
10	1'59.642	26.110	30.825	29.199	33.508	288.7	19	2'02.455	26.633	32.266	29.694	33.862	290.3
11	1'59.564	26.019	30.949	29.269	33.327	289.5	20	2'01.431	26.399	31.709	29.655	33.668	291.1
12	1'59.644	26.090	30.886	29.214	33.454	288.7							
13	1'59.533	25.984	30.905	29.244	33.400	288.7							
14	1'59.648	25.916	30.859	29.169	33.704	290.3							
15	1'59.879	26.059	31.051	29.246	33.523	288.0							
16	2'00.473	26.286	31.041	29.405	33.741	288.7							
17	2'00.450	26.143	31.092	29.534	33.681	288.7							
18	2'01.627	26.066	31.500	29.669	34.392	289.5							
19	2'00.902	26.330	31.546	29.344	33.682	289.5							
20	2'00.266	26.152	31.009	29.434	33.671	286.4							

<b>13th 21 Fabio DI GIANNANT</b> Beta Tools Speed Up ITA						
Runs=1 Total laps=20 Full laps=19						
1	2'06.679	31.311	32.085	29.613	33.670	183.6
2	2'00.583	26.373	31.139	29.306	33.765	288.0
3	2'00.141	26.303	31.108	29.153	33.577	284.9
4	1'59.969	26.040	31.023	29.308	33.598	289.5
5	2'00.531	26.852	30.962	29.201	33.516	290.3
6	1'59.950	26.030	31.054	29.132	33.734	290.3
7	2'00.004	26.231	30.940	29.221	33.612	284.2
8	2'00.626	26.214	31.391	29.133	33.888	284.9
9	2'00.022	26.074	30.990	29.326	33.632	286.4
10	2'00.165	26.147	31.021	29.284	33.713	285.7
11	2'00.255	26.104	31.027	29.369	33.755	284.9
12	1'59.955	26.022	30.978	29.317	33.638	284.2
13	1'59.935	26.024	30.891	29.363	33.657	284.9
14	1'59.995	25.992	30.995	29.386	33.622	284.2
15	2'00.318	26.001	31.115	29.479	33.723	285.7
16	2'00.403	26.083	31.176	29.395	33.749	283.4
17	2'00.596	26.180	31.085	29.480	33.851	284.2
18	2'00.734	26.128	31.192	29.504	33.910	283.4
19	2'00.974	26.194	31.174	29.611	33.995	283.4
20	2'01.058	26.135	31.157	29.643	34.123	284.2

<b>11th 64 Bo BENDSNEYDER</b> NTS RW Racing GP NED						
Runs=1 Total laps=20 Full laps=19						
1	2'05.798	30.690	32.058	29.328	33.722	174.7
2	2'00.560	26.157	31.414	29.360	33.629	285.7
3	2'00.314	26.269	31.087	29.460	33.498	286.4
4	2'00.422	26.130	31.232	29.272	33.788	287.2
5	2'00.119	26.230	30.983	29.235	33.671	284.9
6	2'00.087	26.096	31.038	29.286	33.667	284.2
7	1'59.886	26.079	30.940	29.291	33.576	284.2
8	1'59.977	26.088	30.916	29.384	33.589	284.2
9	1'59.902	26.097	30.939	29.246	33.620	283.4
10	1'59.852	26.120	30.922	29.257	33.553	282.7
11	1'59.737	26.039	30.951	29.216	33.531	284.2
12	2'00.500	26.212	31.296	29.321	33.671	284.9
13	2'00.062	26.098	31.033	29.336	33.595	286.4
14	2'00.128	26.060	31.034	29.442	33.592	285.7
15	1'59.934	26.082	30.934	29.334	33.584	284.9
16	1'59.785	26.063	30.895	29.255	33.572	283.4
17	1'59.950	26.025	30.922	29.394	33.609	284.9
18	2'01.006	26.096	31.095	29.625	34.190	286.4
19	2'01.667	26.514	31.759	29.623	33.771	290.3
20	2'00.236	26.156	30.998	29.379	33.703	284.2

<b>12th 72 Marco BEZZECCHI</b> SKY Racing Team VR ITA						
Runs=1 Total laps=20 Full laps=19						
1	2'05.197	30.815	31.841	29.102	33.439	178.2
2	2'00.041	26.168	31.459	29.053	33.361	291.8
3	1'59.683	25.987	31.025	29.221	33.450	291.1
4	1'59.414	26.048	30.922	29.070	33.374	288.7
5	1'59.828	26.073	31.090	29.274	33.391	294.2

<b>14th 96 Jake DIXON</b> Petronas Sprinta Raci GBR						
Runs=1 Total laps=20 Full laps=19						
1	2'08.309	31.586	32.336	30.605	33.782	195.6
2	2'00.932	26.207	31.386	29.449	33.890	287.2
3	2'00.593	26.367	31.179	29.368	33.679	285.7
4	2'00.366	26.258	31.081	29.365	33.662	290.3
5	2'00.516	26.193	31.154	29.414	33.755	288.0
6	2'00.535	26.212	31.177	29.397	33.749	285.7
7	2'00.276	26.256	30.980	29.342	33.698	284.2
8	2'00.316	26.199	31.065	29.382	33.670	283.4
9	2'00.010	26.156	30.940	29.315	33.599	284.2
10	1'59.865	26.135	30.880	29.256	33.594	284.9
11	2'00.040	26.014	31.040	29.318	33.668	286.4
12	2'00.252	26.225	30.864	29.400	33.763	286.4
13	2'00.289	26.280	30.931	29.453	33.625	284.2
14	2'00.364	26.232	30.968	29.346	33.818	283.4
15	2'00.151	26.180	30.848	29.559	33.564	283.4

**Fastest Lap:** Tetsuta NAGASHIMA Red Bull KTM Ajo JPN 1'59.218 25.935 30.944 28.977 33.362

These data/results cannot be reproduced, stored and/or transmitted in whole or in part by any manner of electronic, mechanical, photocopying, recording, broadcasting or otherwise now known or herein after developed without the previous express consent by the copyright owner, except for reproduction in daily press and regular printed publications on sale to the public within 60 days of the event related to those data/results and always provided that copyright symbol appears together as follows below.  
© DORNA, 2020

## Race

## Moto2

Lap	Lap Time	T1	T2	T3	T4	Speed	Lap	Lap Time	T1	T2	T3	T4	Speed
16	2'00.200	26.203	30.979	29.372	33.646	284.2	3	2'00.624	26.188	31.457	29.407	33.572	288.0
17	1'59.784	26.097	30.848	29.369	33.470	284.9	4	2'00.676	26.266	31.223	29.301	33.886	291.1
18	2'00.003	26.106	30.923	29.491	33.483	285.7	5	2'00.659	26.304	31.098	29.479	33.778	284.9
19	1'59.659	26.074	30.859	29.218	33.508	285.7	6	2'00.492	26.189	31.247	29.166	33.890	291.1
20	2'00.449	26.106	31.001	29.269	34.073	287.2	7	2'00.610	26.204	31.243	29.385	33.778	291.1

**15th 62** Stefano MANZI MV Agusta Forward R ITA  
Runs=1 Total laps=20 Full laps=19

1	2'07.031	31.519	32.219	29.537	33.756	195.2
2	2'00.634	26.225	31.401	29.259	33.749	289.5
3	2'01.109	26.689	31.396	29.303	33.721	285.7
4	2'00.380	26.252	31.095	29.302	33.731	282.7
5	2'00.155	26.133	31.111	29.281	33.630	281.9
6	2'00.276	26.235	31.029	29.261	33.751	283.4
7	2'00.237	26.098	31.001	29.392	33.746	282.7
8	2'00.482	26.176	31.042	29.298	33.966	282.7
9	2'00.529	26.174	31.203	29.398	33.754	282.7
10	2'00.469	26.115	31.125	29.481	33.748	281.9
11	2'00.435	26.245	31.065	29.379	33.746	281.9
12	2'00.533	26.566	31.041	29.390	33.536	281.2
13	2'00.279	26.208	31.045	29.387	33.639	284.2
14	2'00.316	26.176	31.070	29.243	33.827	284.9
15	2'00.137	26.139	31.120	29.344	33.534	284.2
16	2'00.202	26.141	31.226	29.151	33.684	284.2
17	2'00.125	26.044	31.037	29.398	33.646	284.9
18	2'00.626	26.180	31.132	29.371	33.943	284.2
19	2'01.149	26.416	31.194	29.591	33.948	282.7
20	2'01.296	26.480	31.335	29.509	33.972	281.9

**16th 57** Edgar PONS Federal Oil Gresini M SPA  
Runs=1 Total laps=20 Full laps=19

1	2'09.074	32.522	32.440	30.098	34.014	189.1
2	2'00.586	26.213	31.154	29.423	33.796	286.4
3	2'01.302	26.346	32.034	29.313	33.609	291.8
4	2'00.147	26.092	31.093	29.290	33.672	287.2
5	2'00.786	26.359	31.141	29.412	33.874	288.7
6	2'00.550	26.303	31.215	29.500	33.532	287.2
7	2'00.506	26.255	31.165	29.436	33.650	291.8
8	2'00.435	26.283	31.149	29.401	33.602	288.0
9	2'00.087	26.169	31.093	29.349	33.476	291.1
10	2'00.140	26.271	31.038	29.248	33.583	290.3
11	2'00.290	26.289	31.054	29.312	33.635	291.8
12	2'00.258	26.359	30.949	29.357	33.593	288.0
13	2'00.087	26.115	30.989	29.266	33.717	285.7
14	1'59.746	25.974	30.903	29.285	33.584	286.4
15	2'00.467	26.233	31.204	29.315	33.715	288.0
16	2'00.408	26.172	31.227	29.362	33.647	287.2
17	2'00.136	26.127	31.088	29.288	33.633	284.9
18	2'00.564	26.391	31.208	29.365	33.600	283.4
19	2'00.723	26.401	31.318	29.361	33.643	289.5
20	2'00.156	26.004	30.913	29.296	33.943	288.0

**17th 40** Hector GARZO Flexbox HP 40 SPA  
Runs=1 Total laps=20 Full laps=19

1	2'07.992	31.988	32.061	30.256	33.687	198.1
2	2'01.266	26.338	31.742	29.409	33.777	286.4

8	2'00.043	26.105	30.980	29.277	33.681	284.2
9	2'00.299	26.092	30.975	29.621	33.611	284.9
10	2'00.269	26.105	30.963	29.435	33.766	284.2
11	2'00.119	26.432	31.024	29.183	33.480	284.9
12	2'00.552	26.398	31.048	29.444	33.662	289.5
13	2'00.033	26.220	31.056	29.101	33.656	285.7
14	2'00.038	26.193	31.060	29.211	33.574	289.5
15	2'00.509	26.337	31.228	29.305	33.639	284.2
16	2'00.277	26.202	31.244	29.169	33.662	283.4
17	2'00.383	26.365	30.990	29.291	33.737	283.4
18	2'00.670	26.420	31.189	29.296	33.765	281.2
19	2'01.131	26.355	31.237	29.412	34.127	284.2
20	2'00.419	26.139	31.172	29.413	33.695	287.2

**18th 11** Nicolo BULEGA Federal Oil Gresini M ITA  
Runs=1 Total laps=20 Full laps=17

1	2'07.985	31.812	32.598	29.736	33.839	188.8
2	2'01.019	26.250	31.512	29.403	33.854	287.2
3	2'00.650	26.278	31.365	29.217	33.790	285.7
4	2'00.290	26.228	30.998	29.289	33.775	286.4
5	2'01.183	26.255	31.129	29.872	33.927	284.9
6	2'00.515	26.146	31.179	29.242	33.948	286.4
7	2'00.865	26.560	31.121	29.370	33.814	287.2
8	2'00.225	26.258	31.061	29.243	33.663	288.0
9	2'00.195	26.137	31.037	29.279	33.742*	288.0
10	2'00.084	26.160	30.987	29.219	33.718	288.0
11	2'00.018	26.149	30.940	29.189	33.740	290.3
12	2'00.423	26.325	30.983	29.348	33.767	284.9
13	2'00.050	26.218	30.989	29.152	33.691	284.9
14	2'00.177	26.227	30.960	29.220	33.770	285.7
15	2'00.421	26.250	31.120	29.196	33.855	285.7
16	2'00.348	26.194	31.183	29.125	33.846	285.7
17	2'00.408	26.259	30.973	29.271	33.905*	284.2
18	2'00.632	26.306	31.122	29.285	33.919	284.2
19	2'00.757	26.293	31.215	29.351	33.898	284.9
20	2'00.879	26.307	31.241	29.420	33.911	285.7

**19th 55** Hafizh SYAHRIN Aspar Team MAL  
Runs=1 Total laps=20 Full laps=19

1	2'08.539	32.182	32.509	29.987	33.861	200.0
2	2'00.945	26.330	31.401	29.426	33.788	290.3
3	2'00.827	26.393	31.334	29.356	33.744	290.3
4	2'00.580	26.333	31.164	29.347	33.736	288.0
5	2'00.921	26.334	31.200	29.368	34.019	288.0
6	2'00.515	26.231	31.186	29.364	33.734	285.7
7	2'00.381	26.269	31.018	29.399	33.695	286.4
8	2'00.582	26.404	31.100	29.415	33.663	289.5
9	2'00.129	26.174	31.027	29.293	33.635	286.4
10	2'00.114	26.186	30.988	29.333	33.607	289.5
11	2'00.331	26.251	31.039	29.279	33.762	288.7
12	2'00.720	26.660	31.132	29.315	33.613	289.5

**Fastest Lap:** Tetsuta NAGASHIMA Red Bull KTM Ajo JPN 1'59.218 25.935 30.944 28.977 33.362

These data/results cannot be reproduced, stored and/or transmitted in whole or in part by any manner of electronic, mechanical, photocopying, recording, broadcasting or otherwise now known or herein after developed without the previous express consent by the copyright owner, except for reproduction in daily press and regular printed publications on sale to the public within 60 days of the event related to those data/results and always provided that copyright symbol appears together as follows below.  
© DORNA, 2020

## Race

## Moto2

Lap	Lap Time	T1	T2	T3	T4	Speed	Lap	Lap Time	T1	T2	T3	T4	Speed							
13	2'00.406	26.302	30.981	29.402	33.721	287.2	<b>22nd</b> <b>27</b>	<b>Andi Farid IZDIHAR</b>	IDEMITSU Honda Te	INA	Runs=1	Total laps=20	Full laps=18							
14	2'00.707	26.301	31.111	29.476	33.819	286.4								1	2'09.724	32.706	32.706	30.074	34.238	203.3
15	2'00.698	26.435	31.065	29.408	33.790	284.9								2	2'03.017	26.534	32.246	30.008	34.229	294.2
16	2'00.815	26.396	31.153	29.510	33.756	284.9								3	2'01.405	26.343	31.502	29.600	33.960	288.7
17	2'00.686	26.313	31.123	29.465	33.785	284.9								4	2'01.355	26.400	31.456	29.749	33.750	288.0
18	2'00.828	26.409	31.118	29.473	33.828	284.2								5	2'01.433	26.499	31.302	29.759	33.873	288.0
19	2'00.461	26.244	31.040	29.393	33.784	284.9								6	2'01.373	26.476	31.403	29.736	33.758	288.0
20	2'00.646	26.190	31.027	29.578	33.851	285.7								7	2'01.471	26.532	31.392	29.657	33.890	288.0
<b>20th</b> <b>88</b> <b>Jorge MARTIN</b>														Red Bull KTM Ajo SPA						
Runs=1														Total laps=20						
Full laps=19																				
1	2'03.981	30.076	31.261	29.199	33.445	181.2								8	2'01.233	26.312	31.330	29.785	33.806	289.5
2	2'00.057	26.378	30.998	29.114	33.567	291.1								9	2'01.167	26.231	31.353	29.686	33.897	285.7
3	1'59.847	26.191	30.916	29.200	33.540	290.3								10	2'01.465	26.408	31.399	29.744	33.914	284.9
4	1'59.653	26.133	30.859	29.073	33.588	286.4								11	2'01.098	26.226	31.172	29.822	33.878	284.9
5	1'59.982	26.249	31.033	29.082	33.618	285.7								12	2'01.624	26.339	31.341	29.954	33.990	284.9
6	1'59.442	26.015	30.802	29.079	33.546	285.7								13	2'01.345	26.289	31.376	29.805	33.875	284.9
7	1'59.666	26.060	30.931	29.109	33.566	285.7								14	2'00.927	26.200	31.221	29.724	33.782	284.2
8	1'59.503	26.099	30.874	29.047	33.483	286.4								15	2'01.360 *	26.413	31.313	29.715	33.919 *	284.9
9	2'00.055	26.051	30.992	29.257	33.755	285.7								16	2'01.060	26.338	31.183	29.752	33.787	284.2
10	1'59.789	25.955	30.990	29.205	33.639	289.5	17	2'00.877	26.204	31.140	29.740	33.793	284.2							
11	2'01.685	26.840	31.521	29.481	33.843	286.4	18	2'00.898	26.289	31.133	29.677	33.799	283.4							
12	2'01.212	26.815	31.182	29.411	33.804	285.7	19	2'00.919	26.219	31.106	29.755	33.839	284.9							
13	2'00.953	26.513	31.201	29.350	33.889	288.0	20	2'00.955	26.215	31.124	29.789	33.827	283.4							
14	2'02.202	26.159	32.213	29.809	34.021	288.0	<b>23rd</b> <b>2</b> <b>Jesko RAFFIN</b>							NTS RW Racing GP SWI						
15	2'01.361	26.289	31.447	29.829	33.796	288.7	Runs=1							Total laps=20						
16	2'00.944	26.141	31.430	29.508	33.865	289.5	Full laps=19													
17	2'01.311	26.170	31.395	29.763	33.983	287.2	1	2'10.837	32.109	32.428	30.283	36.017	196.0							
18	2'02.563	26.271	31.793	30.052	34.447	286.4	2	2'02.453	26.522	32.340	29.615	33.976	284.2							
19	2'03.717	26.424	32.009	31.015	34.269	289.5	3	2'01.562	26.476	31.593	29.442	34.051	285.7							
20	2'02.931	26.473	31.874	30.145	34.439	288.0	4	2'01.500	26.534	31.361	29.570	34.035	284.9							
<b>21st</b> <b>24</b> <b>Simone CORSI</b>							MV Agusta Forward R ITA													
Runs=1							Total laps=20													
Full laps=19																				
1	2'09.054	32.292	32.522	30.091	34.149	201.1	5	2'01.414	26.402	31.381	29.591	34.040	284.9							
2	2'01.209	26.453	31.438	29.415	33.903	284.2	6	2'01.502	26.470	31.409	29.511	34.112	284.9							
3	2'01.677	26.407	31.624	29.687	33.959	284.9	7	2'01.342	26.419	31.499	29.524	33.900	284.9							
4	2'01.221	26.358	31.316	29.585	33.962	284.2	8	2'02.599	27.892	31.345	29.462	33.900	288.7							
5	2'01.413	26.393	31.377	29.679	33.964	282.7	9	2'01.402	26.539	31.353	29.435	34.075	280.5							
6	2'01.346	26.446	31.336	29.566	33.998	281.9	10	2'01.531	26.575	31.478	29.750	33.728	288.7							
7	2'01.424	26.480	31.347	29.633	33.964	281.9	11	2'01.385	26.516	31.518	29.488	33.863	288.0							
8	2'00.880	26.299	31.146	29.550	33.885	281.2	12	2'00.811	26.467	31.096	29.392	33.856	289.5							
9	2'00.863	26.293	31.245	29.505	33.820	281.2	13	2'00.743	26.406	31.208	29.239	33.890	281.9							
10	2'01.066	26.363	31.237	29.574	33.892	281.9	14	2'00.922	26.417	31.297	29.376	33.832	283.4							
11	2'00.877	26.305	31.280	29.475	33.817	281.9	15	2'00.645	26.318	31.167	29.276	33.884	282.7							
12	2'00.990	26.309	31.193	29.585	33.903	282.7	16	2'00.784	26.395	31.206	29.395	33.788	282.7							
13	2'00.907	26.307	31.235	29.503	33.862	280.5	17	2'00.777	26.309	31.184	29.437	33.847	284.2							
14	2'00.993	26.362	31.179	29.458	33.994	280.5	18	2'00.857	26.269	31.247	29.586	33.755	285.7							
15	2'00.712	26.262	31.121	29.449	33.880	280.5	19	2'00.809	26.254	31.116	29.626	33.813	285.7							
16	2'00.670	26.249	31.144	29.498	33.779	280.5	20	2'00.981	26.251	31.165	29.753	33.812	288.0							
17	2'00.547	26.231	31.038	29.485	33.793	281.2	<b>24th</b> <b>19</b> <b>Lorenzo DALLA PO</b>							Italtrans Racing Team ITA						
18	2'00.632	26.180	30.997	29.558	33.897	281.2	Runs=1							Total laps=20						
19	2'00.497	26.213	31.089	29.475	33.720	281.2	Full laps=19													
20	2'00.505	26.195	31.014	29.502	33.794	281.2	1	2'09.484	32.595	32.488	30.135	34.266	202.2							
<b>Fastest Lap:</b> Tetsuta NAGASHIMA							Red Bull KTM Ajo							JPN						
1'59.218							25.935							30.944						
28.977							33.362													

These data/results cannot be reproduced, stored and/or transmitted in whole or in part by any manner of electronic, mechanical, photocopying, recording, broadcasting or otherwise now known or herein after developed without the previous express consent by the copyright owner, except for reproduction in daily press and regular printed publications on sale to the public within 60 days of the event related to those data/results and always provided that copyright symbol appears together as follows below.  
© DORNA, 2020

## Race

## Moto2

Lap	Lap Time	T1	T2	T3	T4	Speed	Lap	Lap Time	T1	T2	T3	T4	Speed
9	<b>2'02.421</b>	26.425	31.332	30.102	34.562	284.9	unfinished	26.636	31.776	30.106			288.7
10	<b>2'01.532</b>	26.643	31.284	29.689	33.916	281.9							
11	<b>2'01.399</b>	26.569	31.308	29.625	33.897	281.2							
12	<b>2'01.583</b>	26.767	31.316	29.592	33.908	281.9							
13	<b>2'01.050</b>	26.459	31.223	29.547	33.821	283.4							
14	<b>2'01.162</b>	26.468	31.297	29.569	33.828	283.4							
15	<b>2'01.226</b>	26.458	31.245	29.570	33.953	282.7							
16	<b>2'01.526</b>	26.507	31.322	29.600	34.097	281.2							
17	<b>2'01.707</b>	26.581	31.394	29.683	34.049	281.2							
18	<b>2'02.445</b>	26.577	31.737	29.836	34.295	280.5							
19	<b>2'03.332</b>	26.804	31.665	30.267	34.596	279.7							
20	<b>2'04.587</b>	27.250	32.255	30.291	34.791	279.7							

**27th 99 Kasma DANIEL** Onexox TKKR SAG T MAL  
Runs=1 Total laps=9 Full laps=7

1	2'09.689	32.937	32.331	30.124	34.297	203.7
2	<b>2'02.262</b>	26.888	31.703	29.833	33.838	295.8
3	<b>2'01.242</b>	26.570	31.148	29.596	33.928	291.1
4	<b>2'02.110</b>	26.637	31.344	30.005	34.124	288.7
5	<b>2'01.439</b>	26.595	31.121	29.843	33.880	287.2
6	<b>2'01.338</b>	26.574	31.304	29.670	33.790	286.4
7	<b>2'01.631</b>	26.662	31.175	29.773	34.021	287.2
8	<b>2'01.738</b>	26.847	31.411	29.736	33.744	287.2
unfinished	26.510					289.5

**25th 35 Somkiat CHANTRA** IDEMITSU Honda Te THA  
Runs=2 Total laps=19 Full laps=15

1	2'47.057	P	31.437	32.141	1'08.435	35.044	194.5
2	2'05.949	*	30.734	31.293	29.852	34.070*	150.8
3	<b>2'01.225</b>		26.514	31.349	29.577	33.785	279.0
4	<b>2'00.693</b>		26.351	30.967	29.675	33.700	280.5
5	<b>2'00.357</b>		26.251	30.923	29.540	33.643	280.5
6	2'00.225	*	26.076	30.993	29.479	33.677*	280.5
7	<b>2'00.460</b>		26.207	30.976	29.566	33.711	280.5
8	<b>2'00.793</b>		26.210	31.141	29.706	33.736	279.7
9	<b>2'00.337</b>		26.176	31.025	29.518	33.618	280.5
10	<b>2'00.725</b>		26.223	31.066	29.668	33.768	280.5
11	<b>2'00.618</b>		26.178	31.050	29.679	33.711	279.7
12	2'00.696	*	26.324	30.985	29.626	33.761*	279.7
13	<b>2'00.529</b>		26.271	31.018	29.549	33.691	279.7
14	<b>2'00.683</b>		26.256	31.133	29.607	33.687	279.0
15	<b>2'00.817</b>		26.230	31.044	29.768	33.775	279.7
16	<b>2'00.706</b>		26.276	31.180	29.563	33.687	279.0
17	<b>2'01.305</b>		26.554	31.182	29.762	33.807	278.3
18	<b>2'01.040</b>		26.360	31.149	29.663	33.868	279.0
19	<b>2'00.452</b>		26.259	30.964	29.476	33.753	279.0

**28th 37 Augusto FERNAND** EG 0,0 Marc VDS SPA  
Runs=1 Total laps=3 Full laps=1

1	2'06.802		31.254	32.030	29.820	33.698	183.0
2	<b>2'00.981</b>		26.377	31.319	29.506	33.779	293.4
unfinished	26.672						291.1

**29th 42 Marcos RAMIREZ** American Racing SPA  
Runs=1 Total laps=2 Full laps=0

1	3'03.297		31.884	32.155	1'25.011	34.247	198.1
	PIT		26.559	31.369	29.735	32.578	279.7

**26th 10 Luca MARINI** SKY Racing Team VR ITA  
Runs=1 Total laps=20 Full laps=18

1	2'03.793		29.737	31.215	29.404	33.437	174.7
2	<b>2'00.063</b>		26.223	30.915	29.328	33.597	290.3
3	<b>1'59.843</b>		26.228	30.913	29.204	33.498	285.7
4	<b>1'59.564</b>		26.079	30.848	29.187	33.450	284.9
5	<b>1'59.631</b>		26.090	30.841	29.229	33.471	285.7
6	<b>1'59.613</b>		26.093	30.812	29.138	33.570	285.7
7	<b>1'59.651</b>		26.132	30.757	29.300	33.462	288.0
8	<b>1'59.685</b>		26.077	30.773	29.235	33.600	284.9
9	<b>1'59.549</b>		26.036	30.790	29.203	33.520	286.4
10	<b>1'59.509</b>		26.049	30.837	29.158	33.465	284.9
11	<b>1'59.816</b>		26.079	30.936	29.298	33.503	285.7
12	<b>1'59.937</b>		26.010	31.005	29.393	33.529	286.4
13	<b>1'59.869</b>		26.046	30.976	29.213	33.634	286.4
14	<b>2'00.015</b>		26.087	31.025	29.336	33.567	286.4
15	<b>2'00.816</b>		26.092	31.181	29.491	34.052	285.7
16	<b>2'01.945</b>		26.309	31.827	30.034	33.775	288.0
17	<b>2'02.149</b>		26.307	31.820	30.048	33.974	289.5
18	<b>2'02.196</b>		26.429	31.725	29.835	34.207	288.0
19	<b>2'02.505</b>		26.484	31.893	30.054	34.074	288.0

**Fastest Lap:** Tetsuta NAGASHIMA Red Bull KTM Ajo JPN **1'59.218** 25.935 30.944 28.977 33.362

These data/results cannot be reproduced, stored and/or transmitted in whole or in part by any manner of electronic, mechanical, photocopying, recording, broadcasting or otherwise now known or herein after developed without the previous express consent by the copyright owner, except for reproduction in daily press and regular printed publications on sale to the public within 60 days of the event related to those data/results and always provided that copyright symbol appears together as follows below.  
© DORNA, 2020

Official MotoGP Timing by TISSOT  
www.motogp.com

Doha, Sunday, March 08, 2020

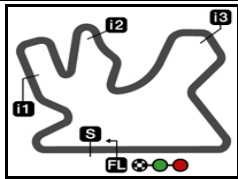
Page 6 of 6

*moto2*









5380 m.

## QNB GRAND PRIX OF QATAR

### 2020 Rookie of the Year Classification

**Moto2™**

**36**

<b>Rider</b>	<i>Nation</i>	<i>Points</i>	<i>Leader Previous</i>	<b>QAT</b>	<i>AME</i>	<i>ARG</i>	<i>SPA</i>	<i>FRA</i>	<i>ITA</i>	<i>CAT</i>	<i>GER</i>	<i>NED</i>	<i>FIN</i>	<i>CZE</i>	<i>AUT</i>	<i>GBR</i>	<i>RSM</i>	<i>ARA</i>	<i>THA</i>	<i>JPN</i>	<i>AUS</i>	<i>MAL</i>	
1 CANET Aron	SPA	8		8																			

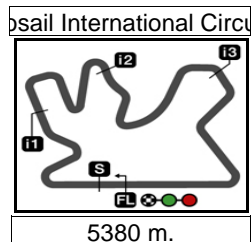
These data/results cannot be reproduced, stored and/or transmitted in whole or in part by any manner of electronic, mechanical, photocopying, recording, broadcasting or otherwise now known or herein after developed without the previous express consent by the copyright owner, except for reproduction in daily press and regular printed publications on sale to the public within 60 days of the event related to those data/results and always provided that copyright symbol appears together as follows below.  
© DORNA, 2020

Official MotoGP Timing by **TISSOT**  
www.motogp.com

**Doha, Sunday, March 08, 2020**







Results and timing service provided by **TISSOT**

After the **QNB GRAND PRIX OF QATAR**

**Moto2™**

**2020 Riders Performance**

(Qualifying Position - Starting Position - Race Position)

**37**

Rider	Points	QAT	AME	ARG	SPA	FRA	ITA	CAT	GER	NED	FIN	CZE	AUT	GBR	RSM	ARA	THA	JPN	AUS	MAL	
1 NAGASHIMA Tetsuta	25	14																			
		14-1	-	-	-	-	-	-	-	-	-	-	-	-	-	-	-	-	-	-	-
2 BALDASSARRI Lorenzo	20	9																			
		9-2	-	-	-	-	-	-	-	-	-	-	-	-	-	-	-	-	-	-	-
3 BASTIANINI Enea	16	3																			
		3-3	-	-	-	-	-	-	-	-	-	-	-	-	-	-	-	-	-	-	-
4 ROBERTS Joe	13	1																			
		1-4	-	-	-	-	-	-	-	-	-	-	-	-	-	-	-	-	-	-	-
5 GARDNER Remy	11	6																			
		6-5	-	-	-	-	-	-	-	-	-	-	-	-	-	-	-	-	-	-	-
6 NAVARRO Jorge	10	4																			
		4-6	-	-	-	-	-	-	-	-	-	-	-	-	-	-	-	-	-	-	-
7 SCHROTTER Marcel	9	13																			
		13-7	-	-	-	-	-	-	-	-	-	-	-	-	-	-	-	-	-	-	-
8 CANET Aron	8	16																			
		16-8	-	-	-	-	-	-	-	-	-	-	-	-	-	-	-	-	-	-	-
9 VIERGE Xavi	7	10																			
		10-9	-	-	-	-	-	-	-	-	-	-	-	-	-	-	-	-	-	-	-
10 LUTHI Thomas	6	18																			
		18-10	-	-	-	-	-	-	-	-	-	-	-	-	-	-	-	-	-	-	-
11 BENDSNEYDER Bo	5	5																			
		5-11	-	-	-	-	-	-	-	-	-	-	-	-	-	-	-	-	-	-	-
12 BEZZECCHI Marco	4	7																			
		7-12	-	-	-	-	-	-	-	-	-	-	-	-	-	-	-	-	-	-	-
13 DI GIANNANTONIO Fabio	3	11																			
		11-13	-	-	-	-	-	-	-	-	-	-	-	-	-	-	-	-	-	-	-

NC=Not classified NL=Not finished first lap NP=Not started race re-start N2=Not finished first lap race re-start EX=Excluded NS=Not Started DS=Disqualified

These data/results cannot be reproduced, stored and/or transmitted in whole or in part by any manner of electronic, mechanical, photocopying, recording, broadcasting or otherwise now known or herein after developed without the previous express consent by the copyright owner, except for reproduction in daily press and regular printed publications on sale to the public within 60 days of the event related to those data/results and always provided that copyright symbol appears together as follows below.  
© DORNA, 2020

Official MotoGP Timing by **TISSOT**  
www.motogp.com

Doha, Sunday, March 08, 2020



	Rider	Points	QAT	AME	ARG	SPA	FRA	ITA	CAT	GER	NED	FIN	CZE	AUT	GBR	RSM	ARA	THA	JPN	AUS	MAL
14	DIXON Jake	2	20																		
			20-14	-	-	-	-	-	-	-	-	-	-	-	-	-	-	-	-	-	-
15	MANZI Stefano	1	21																		
			21-15	-	-	-	-	-	-	-	-	-	-	-	-	-	-	-	-	-	-
16	PONS Edgar	0	17																		
			17-16	-	-	-	-	-	-	-	-	-	-	-	-	-	-	-	-	-	-
17	GARZO Hector	0	23																		
			23-17	-	-	-	-	-	-	-	-	-	-	-	-	-	-	-	-	-	-
18	BULEGA Nicolo	0	15																		
			15-18	-	-	-	-	-	-	-	-	-	-	-	-	-	-	-	-	-	-
19	SYAHRIN Hafizh	0	25																		
			25-19	-	-	-	-	-	-	-	-	-	-	-	-	-	-	-	-	-	-
20	MARTIN Jorge	0	8																		
			8-20	-	-	-	-	-	-	-	-	-	-	-	-	-	-	-	-	-	-
21	CORSI Simone	0	28																		
			28-21	-	-	-	-	-	-	-	-	-	-	-	-	-	-	-	-	-	-
22	IZDIHAR Andi Farid	0	26																		
			26-22	-	-	-	-	-	-	-	-	-	-	-	-	-	-	-	-	-	-
23	RAFFIN Jesko	0	22																		
			22-23	-	-	-	-	-	-	-	-	-	-	-	-	-	-	-	-	-	-
24	DALLA PORTA Lorenzo	0	27																		
			27-24	-	-	-	-	-	-	-	-	-	-	-	-	-	-	-	-	-	-
25	CHANTRA Somkiat	0	19																		
			19-25	-	-	-	-	-	-	-	-	-	-	-	-	-	-	-	-	-	-
26	MARINI Luca	0	2																		
			2-NC	-	-	-	-	-	-	-	-	-	-	-	-	-	-	-	-	-	-
27	DANIEL Kasma	0	29																		
			29-NC	-	-	-	-	-	-	-	-	-	-	-	-	-	-	-	-	-	-
28	FERNANDEZ Augusto	0	12																		
			12-NC	-	-	-	-	-	-	-	-	-	-	-	-	-	-	-	-	-	-
29	RAMIREZ Marcos	0	24																		
			24-NC	-	-	-	-	-	-	-	-	-	-	-	-	-	-	-	-	-	-


NC=Not classified NL=Not finished first lap NP=Not started race re-start N2=Not finished first lap race re-start EX=Excluded NS=Not Started DS=Disqualified

These data/results cannot be reproduced, stored and/or transmitted in whole or in part by any manner of electronic, mechanical, photocopying, recording, broadcasting or otherwise now known or herein after developed without the previous express consent by the copyright owner, except for reproduction in daily press and regular printed publications on sale to the public within 60 days of the event related to those data/results and always provided that copyright symbol appears together as follows below.  
© DORNA, 2020

Official MotoGP Timing by TISSOT  
www.motogp.com

Doha, Sunday, March 08, 2020





**QNB GRAND PRIX OF QATAR**  
**Official Starting Grid**

Race : 20 laps = 107.6 km



1	<b>1</b> 1'58.136 <b>16 Joe ROBERTS</b> Kalex	2	<b>2</b> 1'58.136 <b>10 Luca MARINI</b> Kalex	3	<b>3</b> 1'58.243 <b>33 Enea BASTIANINI</b> Kalex
2	<b>4</b> 1'58.316 <b>9 Jorge NAVARRO</b> Speed Up	3	<b>5</b> 1'58.410 <b>64 Bo BENDSNEYDER</b> NTS	4	<b>6</b> 1'58.457 <b>87 Remy GARDNER</b> Kalex
3	<b>7</b> 1'58.513 <b>72 Marco BEZZECCHI</b> Kalex	4	<b>8</b> 1'58.532 <b>88 Jorge MARTIN</b> Kalex	5	<b>9</b> 1'58.582 <b>7 Lorenzo BALDASSARRI</b> Kalex
4	<b>10</b> 1'58.626 <b>97 Xavi VIERGE</b> Kalex	5	<b>11</b> 1'58.640 <b>21 Fabio DI GIANNANTONIO</b> Speed Up	6	<b>12</b> 1'58.683 <b>37 Augusto FERNANDEZ</b> Kalex
5	<b>13</b> 1'58.706 <b>23 Marcel SCHROTTER</b> Kalex	6	<b>14</b> 1'58.738 <b>45 Tetsuta NAGASHIMA</b> Kalex	7	<b>15</b> 1'58.785 <b>11 Nicolo BULEGA</b> Kalex
6	<b>16</b> 1'58.795 <b>44 Aron CANET</b> Speed Up	7	<b>17</b> 1'59.136 <b>57 Edgar PONS</b> Kalex	8	<b>18</b> 1'59.284 <b>12 Thomas LUTHI</b> Kalex
7	<b>19</b> 1'58.961 <b>35 Somkiat CHANTRA</b> Kalex	8	<b>20</b> 1'59.051 <b>96 Jake DIXON</b> Kalex	9	<b>21</b> 1'59.214 <b>62 Stefano MANZI</b> MV Agusta
8	<b>22</b> 1'59.232 <b>2 Jesko RAFFIN</b> NTS	9	<b>23</b> 1'59.432 <b>40 Hector GARZO</b> Kalex	10	<b>24</b> 1'59.548 <b>42 Marcos RAMIREZ</b> Kalex

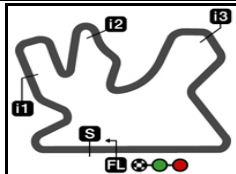
The results are provisional until the end of the limit for protest and appeals and until the ratification of the Event Management Committee.

Time limit for protest expires 60' at the latest after publication of the results - ..... Time: .....

These data/results cannot be reproduced, stored and/or transmitted in whole or in part by any manner of electronic, mechanical, photocopying, recording, broadcasting or otherwise now known or herein after developed without the previous express consent by the copyright owner, except for reproduction in daily press and regular printed publications on sale to the public within 60 days of the event related to those data/results and always provided that copyright symbol appears together as follows below.

© DORNA, 2020





5380 m.

**QNB GRAND PRIX OF QATAR**  
**Official Starting Grid**

Race : 20 laps = 107.6 km

9

**25**  
1'59.703  
**55 Hafizh SYHRIN**  
Speed Up

**26**  
2'00.218  
**27 Andi Farid IZDIHAR**  
Kalex

**27**  
2'00.347  
**19 Lorenzo DALLA PORTA**  
Kalex

10

**28**  
2'00.364  
**24 Simone CORSI**  
MV Agusta

**29**  
2'01.617  
**99 Kasma DANIEL**  
Kalex

The results are provisional until the end of the limit for protest and appeals and until the ratification of the Event Management Committee.

Time limit for protest expires 60' at the latest after publication of the results - ..... Time: .....

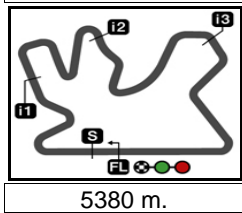
These data/results cannot be reproduced, stored and/or transmitted in whole or in part by any manner of electronic, mechanical, photocopying, recording, broadcasting or otherwise now known or herein after developed without the previous express consent by the copyright owner, except for reproduction in daily press and regular printed publications on sale to the public within 60 days of the event related to those data/results and always provided that copyright symbol appears together as follows below.

© DORNA, 2020

Official MotoGP Timing by **TISSOT**  
www.motogp.com

**Doha, Sunday, March 08, 2020**





## QNB GRAND PRIX OF QATAR

## Race

## Top Speed &amp; Average



Rider	Nation	Motorcycle	Top 5 speeds					Average	Top
99 Kasma DANIEL	MAL	KALEX	295.8	291.1	289.5	288.7	287.2	289.5	295.8
16 Joe ROBERTS	USA	KALEX	295.0	295.0	291.8	291.1	291.1	292.8	295.0
27 Andi Farid IZDIHAR	INA	KALEX	294.2	289.5	288.7	288.0	288.0	289.2	294.2
72 Marco BEZZECCHI	ITA	KALEX	294.2	292.6	292.6	291.8	291.8	292.2	294.2
12 Thomas LUTHI	SWI	KALEX	293.4	291.1	290.3	290.3	289.5	290.4	293.4
37 Augusto FERNANDEZ	SPA	KALEX	293.4	291.1	183.0			255.8	293.4
45 Tetsuta NAGASHIMA	JPN	KALEX	293.4	292.6	291.1	291.1	291.1	291.7	293.4
87 Remy GARDNER	AUS	KALEX	293.4	292.6	292.6	291.8	291.1	292.3	293.4
97 Xavi VIERGE	SPA	KALEX	293.4	291.8	291.8	291.1	291.1	291.7	293.4
7 Lorenzo BALDASSARRI	ITA	KALEX	292.6	292.6	291.8	291.8	291.1	291.8	292.6
23 Marcel SCHROTTER	GER	KALEX	292.6	291.8	291.8	291.1	291.1	291.7	292.6
9 Jorge NAVARRO	SPA	SPEED UP	291.8	290.3	290.3	289.5	289.5	290.3	291.8
57 Edgar PONS	SPA	KALEX	291.8	291.8	291.8	291.1	290.3	291.4	291.8
33 Enea BASTIANINI	ITA	KALEX	291.1	290.3	289.5	289.5	288.7	289.6	291.1
40 Hector GARZO	SPA	KALEX	291.1	291.1	291.1	289.5	289.5	290.5	291.1
44 Aron CANET	SPA	SPEED UP	291.1	288.7	287.2	286.4	286.4	288.0	291.1
88 Jorge MARTIN	SPA	KALEX	291.1	290.3	289.5	289.5	289.5	290.0	291.1
10 Luca MARINI	ITA	KALEX	290.3	289.5	288.7	288.0	288.0	288.6	290.3
11 Nicolo BULEGA	ITA	KALEX	290.3	288.0	288.0	288.0	287.2	288.1	290.3
21 Fabio DI GIANNANTONIO	ITA	SPEED UP	290.3	290.3	289.5	288.0	286.4	288.9	290.3
55 Hafizh SYHRIN	MAL	SPEED UP	290.3	290.3	289.5	289.5	289.5	289.8	290.3
64 Bo BENDSNEYDER	NED	NTS	290.3	287.2	286.4	286.4	286.4	287.3	290.3
96 Jake DIXON	GBR	KALEX	290.3	288.0	287.2	287.2	286.4	287.6	290.3
2 Jesko RAFFIN	SWI	NTS	289.5	288.7	288.7	288.0	288.0	288.6	289.5
62 Stefano MANZI	ITA	MV AGUSTA	289.5	285.7	284.9	284.9	284.2	285.2	289.5
19 Lorenzo DALLA PORTA	ITA	KALEX	287.2	287.2	286.4	284.9	284.9	285.8	287.2
24 Simone CORSI	ITA	MV AGUSTA	284.9	284.2	284.2	282.7	282.7	283.7	284.9
35 Somkiat CHANTRA	THA	KALEX	280.5	280.5	280.5	280.5	280.5	280.5	280.5
42 Marcos RAMIREZ	SPA	KALEX	279.7	198.1				238.9	279.7

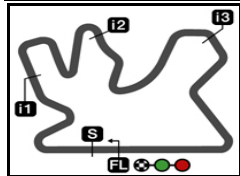
These data/results cannot be reproduced, stored and/or transmitted in whole or in part by any manner of electronic, mechanical, photocopying, recording, broadcasting or otherwise now known or herein after developed without the previous express consent by the copyright owner, except for reproduction in daily press and regular printed publications on sale to the public within 60 days of the event related to those data/results and always provided that copyright symbol appears together as follows below.

© DORNA, 2020

Official MotoGP Timing by TISSOT  
www.motogp.com



Doha, Sunday, March 08, 2020



5380 m.

**QNB GRAND PRIX OF QATAR**

**Race**

**Fastest Laps Sequence**

<i>Lap</i>	<i>Race Time</i>	 <i>Rider</i>	<i>Nation</i>	<i>Motorcycle</i>	<i>Time</i>	<i>Km/h</i>	<i>Riders's Lap</i>
2	<b>4'03.856</b>	10 <b>Luca MARINI</b>	ITA	KALEX	<b>2'00.063</b>	161.3	2
2	<b>4'04.038</b>	88 <b>Jorge MARTIN</b>	SPA	KALEX	<b>2'00.057</b>	161.3	2
2	<b>4'04.458</b>	87 <b>Remy GARDNER</b>	AUS	KALEX	<b>1'59.828</b>	161.6	2
2	<b>4'05.798</b>	45 <b>Tetsuta NAGASHIMA</b>	JPN	KALEX	<b>1'59.643</b>	161.8	2
3	<b>6'05.308</b>	45 <b>Tetsuta NAGASHIMA</b>	JPN	KALEX	<b>1'59.510</b>	162.0	3
4	<b>8'04.241</b>	97 <b>Xavi VIERGE</b>	SPA	KALEX	<b>1'59.403</b>	162.2	4
5	<b>10'02.968</b>	16 <b>Joe ROBERTS</b>	USA	KALEX	<b>1'59.334</b>	162.3	5
7	<b>14'02.948</b>	7 <b>Lorenzo BALDASSARRI</b>	ITA	KALEX	<b>1'59.309</b>	162.3	7
7	<b>14'03.927</b>	45 <b>Tetsuta NAGASHIMA</b>	JPN	KALEX	<b>1'59.285</b>	162.3	7
8	<b>16'03.145</b>	45 <b>Tetsuta NAGASHIMA</b>	JPN	KALEX	<b>1'59.218</b>	162.4	8

These data/results cannot be reproduced, stored and/or transmitted in whole or in part by any manner of electronic, mechanical, photocopying, recording, broadcasting or otherwise now known or herein after developed without the previous express consent by the copyright owner, except for reproduction in daily press and regular printed publications on sale to the public within 60 days of the event related to those data/results and always provided that copyright symbol appears together as follows below.

© DORNA, 2020

Official MotoGP Timing by TISSOT  
www.motogp.com

**Doha, Sunday, March 08, 2020**

