


QNB GRAND PRIX OF QATAR

**Warm Up
Classification**

25

	Rider	Nation	Team	Motorcycle	Time	Lap Total	Gap	Top Speed
1	25 Raul FERNANDEZ	SPA	Red Bull KTM Ajo	KTM	2'05.701	9 9		235.2
2	17 John MCPHEE	GBR	Petronas Sprinta Racing	HONDA	2'05.999	3 9	0.298 0.298	241.6
3	14 Tony ARBOLINO	ITA	Rivacold Snipers Team	HONDA	2'06.194	6 9	0.493 0.195	241.6
4	7 Dennis FOGGIA	ITA	Leopard Racing	HONDA	2'06.203	7 9	0.502 0.009	240.0
5	75 Albert ARENAS	SPA	Aspar Team Gaviota	KTM	2'06.247	7 9	0.546 0.044	237.8
6	2 Gabriel RODRIGO	ARG	Kömmerling Gresini Moto3	HONDA	2'06.258	9 9	0.557 0.011	236.3
7	79 Ai OGURA	JPN	Honda Team Asia	HONDA	2'06.381	9 9	0.680 0.123	235.8
8	27 Kaito TOBA	JPN	Red Bull KTM Ajo	KTM	2'06.420	6 9	0.719 0.039	237.8
9	12 Filip SALAC	CZE	Rivacold Snipers Team	HONDA	2'06.560	7 9	0.859 0.140	238.9
10	82 Stefano NEPA	ITA	Aspar Team Gaviota	KTM	2'06.591	7 9	0.890 0.031	237.3
11	21 Alonso LOPEZ	SPA	Sterilgarda Max Racing Team	HUSQVARNA	2'06.629	9 9	0.928 0.038	233.7
12	13 Celestino VIETTI	ITA	SKY Racing Team VR46	KTM	2'06.663	4 9	0.962 0.034	236.8
13	55 Romano FENATI	ITA	Sterilgarda Max Racing Team	HUSQVARNA	2'06.700	4 9	0.999 0.037	237.3
14	6 Ryusei YAMANAKA	JPN	Estrella Galicia 0,0	HONDA	2'06.785	7 9	1.084 0.085	238.9
15	24 Tatsuki SUZUKI	JPN	SIC58 Squadra Corse	HONDA	2'06.833	7 7	1.132 0.048	237.8
16	53 Deniz ÖNCÜ	TUR	Red Bull KTM Tech 3	KTM	2'06.838	6 9	1.137 0.005	238.9
17	71 Ayumu SASAKI	JPN	Red Bull KTM Tech 3	KTM	2'06.887	7 9	1.186 0.049	235.2
18	16 Andrea MIGNO	ITA	SKY Racing Team VR46	KTM	2'06.918	3 9	1.217 0.031	232.7
19	11 Sergio GARCIA	SPA	Estrella Galicia 0,0	HONDA	2'06.995	3 9	1.294 0.077	240.0
20	5 Jaume MASIA	SPA	Leopard Racing	HONDA	2'07.159	6 9	1.458 0.164	240.5
21	99 Carlos TATAY	SPA	Reale Avintia Racing	KTM	2'07.290	2 9	1.589 0.131	235.2
22	20 Jose Julian GARCIA	SPA	SIC58 Squadra Corse	HONDA	2'07.302	6 8	1.601 0.012	236.8
23	40 Darryn BINDER	RSA	CIP Green Power	KTM	2'07.346	5 8	1.645 0.044	236.3
24	89 Khairul Idham PAWI	MAL	Petronas Sprinta Racing	HONDA	2'07.382	5 9	1.681 0.036	235.2
25	52 Jeremy ALCOBA	SPA	Kömmerling Gresini Moto3	HONDA	2'07.413	9 9	1.712 0.031	225.9
26	92 Yuki KUNII	JPN	Honda Team Asia	HONDA	2'07.427	9 9	1.726 0.014	236.3
27	9 Davide PIZZOLI	ITA	BOE Skull Rider Facile Energy	KTM	2'07.460	3 9	1.759 0.033	235.8
28	54 Riccardo ROSSI	ITA	BOE Skull Rider Facile Energy	KTM	2'07.603	8 8	1.902 0.143	233.2
29	50 Jason DUPASQUIER	SWI	CarXpert PruestelGP	KTM	2'07.733	6 9	2.032 0.130	238.4
30	73 Maximilian KOFLE	AUT	CIP Green Power	KTM	2'08.378	9 9	2.677 0.645	230.2
31	60 Dirk GEIGER	GER	CarXpert PruestelGP	KTM	2'09.391	7 9	3.690 1.013	234.7

Practice condition: **Dry**
Air: 30°
Humidity: 27%
Ground: 42°

Fastest Lap:	Lap: 9	Raul FERNANDEZ	2'05.701	154 Km/h
Best Race Lap:	2019	Romano FENATI	2'05.403	154.4 Km/h
All Time Lap Record:	2019	Aron CANET	2'04.561	155.4 Km/h

The results are provisional until the end of the limit for protest and appeals.

Time limit for protest expires 30' after publication of the results - Time:

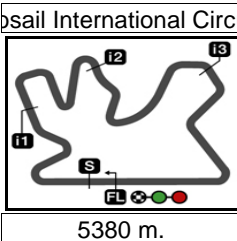
These data/results cannot be reproduced, stored and/or transmitted in whole or in part by any manner of electronic, mechanical, photocopying, recording, broadcasting or otherwise now known or herein after developed without the previous express consent by the copyright owner, except for reproduction in daily press and regular printed publications on sale to the public within 60 days of the event related to those data/results and always provided that copyright symbol appears together as follows below.

© DORNA, 2020

Official MotoGP Timing by **TISSOT**
www.motogp.com

Doha, Sunday, March 08, 2020





QNB GRAND PRIX OF QATAR

Warm Up

Top Speed & Average

26



Rider	Nation	Motorcycle	Top 5 speeds					Average	Top
14 Tony ARBOLINO	ITA	HONDA	241.6	239.4	239.4	238.9	238.4	239.5	241.6
17 John MCPHEE	GBR	HONDA	241.6	240.0	238.4	236.8	235.2	237.9	241.6
5 Jaume MASIA	SPA	HONDA	240.5	239.4	238.9	236.8	235.8	237.9	240.5
7 Dennis FOGGIA	ITA	HONDA	240.0	240.0	239.4	239.4	237.8	239.3	240.0
11 Sergio GARCIA	SPA	HONDA	240.0	235.2	233.7	233.2	232.7	234.6	240.0
6 Ryusei YAMANAKA	JPN	HONDA	238.9	237.3	234.2	233.7	232.7	235.4	238.9
12 Filip SALAC	CZE	HONDA	238.9	235.2	235.2	234.7	234.2	235.6	238.9
53 Deniz ÖNCÜ	TUR	KTM	238.9	238.4	233.7	232.7	230.2	234.8	238.9
50 Jason DUPASQUIER	SWI	KTM	238.4	237.3	234.2	233.7	233.2	235.0	238.4
24 Tatsuki SUZUKI	JPN	HONDA	237.8	233.2	232.7	227.8	226.4	231.6	237.8
27 Kaito TOBA	JPN	KTM	237.8	237.8	237.3	233.7	231.7	235.7	237.8
75 Albert ARENAS	SPA	KTM	237.8	234.7	234.7	234.7	234.2	235.2	237.8
55 Romano FENATI	ITA	HUSQVARNA	237.3	237.3	236.3	232.2	231.7	235.0	237.3
82 Stefano NEPA	ITA	KTM	237.3	237.3	236.8	236.8	236.3	236.9	237.3
13 Celestino VIETTI	ITA	KTM	236.8	236.3	234.7	234.2	233.2	235.0	236.8
20 Jose Julian GARCIA	SPA	HONDA	236.8	232.2	231.7	231.2	230.2	232.4	236.8
2 Gabriel RODRIGO	ARG	HONDA	236.3	233.2	233.2	231.7	230.2	232.9	236.3
40 Darryn BINDER	RSA	KTM	236.3	234.2	233.7	232.2	229.2	233.1	236.3
92 Yuki KUNII	JPN	HONDA	236.3	235.8	235.2	234.7	232.7	234.9	236.3
9 Davide PIZZOLI	ITA	KTM	235.8	233.7	233.2	231.7	230.2	232.9	235.8
79 Ai OGURA	JPN	HONDA	235.8	234.7	231.7	230.7	230.7	232.7	235.8
25 Raul FERNANDEZ	SPA	KTM	235.2	234.2	232.7	232.2	231.2	233.1	235.2
71 Ayumu SASAKI	JPN	KTM	235.2	231.2	230.2	229.2	228.3	230.8	235.2
89 Khairul Idham PAWI	MAL	HONDA	235.2	231.7	231.7	231.2	230.2	231.7	235.2
99 Carlos TATAY	SPA	KTM	235.2	234.2	228.3	227.8	227.3	230.0	235.2
60 Dirk GEIGER	GER	KTM	234.7	232.2	232.2	231.2	227.8	231.0	234.7
21 Alonso LOPEZ	SPA	HUSQVARNA	233.7	232.2	231.7	231.2	230.2	231.8	233.7
54 Riccardo ROSSI	ITA	KTM	233.2	231.7	231.2	230.7	230.2	231.2	233.2
16 Andrea MIGNO	ITA	KTM	232.7	232.2	231.7	231.7	231.7	232.0	232.7
73 Maximilian KOFLER	AUT	KTM	230.2	229.7	225.4	225.0	224.0	226.9	230.2
52 Jeremy ALCOBA	SPA	HONDA	225.9	224.5	224.0	223.6	222.6	224.1	225.9

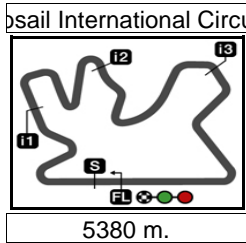
These data/results cannot be reproduced, stored and/or transmitted in whole or in part by any manner of electronic, mechanical, photocopying, recording, broadcasting or otherwise now known or herein after developed without the previous express consent by the copyright owner, except for reproduction in daily press and regular printed publications on sale to the public within 60 days of the event related to those data/results and always provided that copyright symbol appears together as follows below.

© DORNA, 2020

Official MotoGP Timing by TISSOT
www.motogp.com



Doha, Sunday, March 08, 2020



Results and timing service provided by TISSOT

Moto3™

QNB GRAND PRIX OF QATAR

Warm Up

Chronological Analysis of Performances

27

* Lap / Sector time cancelled **T1** Time from finish line to 1st intermediate **T3** Time from 2nd intermed. to 3rd intermed.
P Crossing the finish line in pit lane **T2** Time from 1st intermed. to 2nd intermed. **T4** Time from 3rd intermediate to finish line

Lap	Lap Time	T1	T2	T3	T4	Speed	Lap	Lap Time	T1	T2	T3	T4	Speed
1st 25 Raul FERNANDEZ Red Bull KTM Ajo SPA							9 2'06.528 28.076 31.749 30.541 36.162 233.7						
Runs=1 Total laps=9 Full laps=8													
1	4'46.174	35.492	33.986	32.589	36.880	128.4							
2	2'09.415	28.069	33.967	30.998	36.381	232.7							
3	2'06.154	28.004	31.600	30.402	36.148	229.7							
4	2'12.655	31.881	33.251	30.911	36.612	235.2							
5	2'07.098	28.009	31.972	30.361	36.756	230.2							
6	2'06.714	27.973	31.688	30.666	36.387	232.2							
7	2'08.103	28.466	32.145	31.252	36.240	229.2							
8	2'09.372	28.050	32.239	32.533	36.550	231.2							
9	2'05.701	27.672	31.655	30.453	35.921	234.2							
5th 75 Albert ARENAS Aspar Team Gaviota SPA							9 2'06.375 27.931 31.631 30.393 36.420 234.7						
Runs=1 Total laps=9 Full laps=8													
1	4'46.984	32.273	33.401	32.579	37.159	141.5							
2	2'09.145	28.317	32.926	31.485	36.417	232.7							
3	2'06.549	28.089	31.713	30.550	36.197	234.7							
4	2'11.177	29.398	34.272	30.900	36.607	234.7							
5	2'06.340	28.034	31.833	30.498	35.975	232.2							
6	2'09.301	28.044	34.325	30.738	36.194	237.8							
7	2'06.247	27.971	31.743	30.432	36.101	233.2							
8	2'08.857	28.837	32.295	31.104	36.621	234.2							
9	2'06.375	27.931	31.631	30.393	36.420	234.7							
2nd 17 John MCPHEE Petronas Sprinta Raci GBR													
Runs=1 Total laps=9 Full laps=8													
1	4'33.298	32.877	32.664	30.913	36.633	138.1							
2	2'06.502	28.150	31.863	30.426	36.063	229.7							
3	2'05.999	27.787	31.685	30.549	35.978	235.2							
4	2'06.354	27.695	31.807	30.569	36.283	241.6							
5	2'13.032	33.312	32.171	30.909	36.640	232.7							
6	2'07.029	28.136	32.009	30.698	36.186	238.4							
7	2'06.822	28.050	31.956	30.588	36.228	236.8							
8	2'09.928	27.738	35.069	30.915	36.206	240.0							
9	2'06.205	27.852	31.923	30.427	36.003	235.2							
6th 2 Gabriel RODRIGO Kömmerling Gresini M ARG													
Runs=1 Total laps=9 Full laps=8													
1	4'39.812	32.973	32.641	31.105	36.833	138.9							
2	2'07.516	28.315	31.953	30.808	36.440	229.7							
3	2'07.028	28.132	31.801	30.752	36.343	229.7							
4	2'07.023	27.974	31.795	30.856	36.398	230.2							
5	2'07.258	28.021	32.050	30.750	36.437	229.7							
6	2'07.012	27.841	32.005	30.824	36.342	233.2							
7	2'07.310	28.228	31.951	30.731	36.400	231.7							
8	2'06.470	27.857	31.825	30.711	36.077	233.2							
9	2'06.258	27.827	31.783	30.552	36.096	236.3							
3rd 14 Tony ARBOLINO Rivacold Snipers Tea ITA													
Runs=1 Total laps=9 Full laps=8													
1	4'47.389	32.777	33.942	32.545	37.004	137.2							
2	2'06.883	27.948	32.006	30.652	36.277	239.4							
3	2'06.728	28.035	31.890	30.514	36.289	235.2							
4	2'14.667	32.924	33.912	31.372	36.459	237.8							
5	2'08.608	27.990	32.367	30.628	37.623	238.4							
6	2'06.194	27.921	31.804	30.405	36.064	238.9							
7	2'06.527	27.946	31.877	30.544	36.160	236.3							
8	2'06.650	27.833	31.909	30.647	36.261	239.4							
9	2'06.469	28.000	31.821	30.486	36.162	241.6							
7th 79 Ai OGURA Honda Team Asia JPN													
Runs=1 Total laps=9 Full laps=8													
1	4'44.809	34.671	33.664	31.674	37.166	126.6							
2	2'08.166	28.557	32.203	30.997	36.409	231.7							
3	2'07.333	28.321	31.996	30.681	36.335	230.7							
4	2'12.514	31.387	33.146	31.122	36.859	235.8							
5	2'07.230	28.177	31.878	30.747	36.428	229.7							
6	2'07.277	28.137	31.870	30.797	36.473	230.7							
7	2'07.132	28.103	31.894	30.734	36.401	228.3							
8	2'10.544	29.065	33.151	31.712	36.616	226.8							
9	2'06.381	27.871	31.868	30.600	36.042	234.7							
4th 7 Dennis FOGGIA Leopard Racing ITA													
Runs=1 Total laps=9 Full laps=8													
1	4'46.405	33.795	35.143	32.747	36.858	143.2							
2	2'08.548	28.070	33.553	30.563	36.362	240.0							
3	2'06.644	27.993	31.835	30.620	36.196	236.3							
4	2'13.073	32.191	33.567	30.886	36.429	237.8							
5	2'06.590	27.791	32.112	30.355	36.332	239.4							
6	2'07.104	28.017	31.991	30.462	36.634	236.3							
7	2'06.203	27.993	31.759	30.414	36.037	240.0							
8	2'08.805	29.253	32.002	30.756	36.794	239.4							
8th 27 Kaito TOBA Red Bull KTM Ajo JPN													
Runs=1 Total laps=9 Full laps=8													
1	4'27.289	35.424	33.485	31.536	37.029	121.7							
2	2'11.500	28.707	35.287	30.945	36.561	225.9							
3	2'06.933	28.229	32.051	30.545	36.108	231.2							
4	2'06.666	27.945	31.845	30.579	36.297	237.8							
5	2'10.637	28.214	34.754	31.198	36.471	233.7							
6	2'06.420	27.911	31.845	30.468	36.196	231.7							
7	2'11.456	28.145	31.912	30.611	40.788	237.3							

Fastest Lap: Raul FERNANDEZ Red Bull KTM Ajo SPA **2'05.701** 27.672 31.655 30.453 35.921

These data/results cannot be reproduced, stored and/or transmitted in whole or in part by any manner of electronic, mechanical, photocopying, recording, broadcasting or otherwise now known or herein after developed without the previous express consent by the copyright owner, except for reproduction in daily press and regular printed publications on sale to the public within 60 days of the event related to those data/results and always provided that copyright symbol appears together as follows below.
 © DORNA, 2020



Warm Up

Moto3

Lap	Lap Time	T1	T2	T3	T4	Speed	Lap	Lap Time	T1	T2	T3	T4	Speed
8	2'07.609	28.239	32.089	31.113	36.168	231.2	5	2'07.593	28.165	32.541	30.618	36.269	237.3
9	2'06.743	28.088	31.905	30.566	36.184	237.8	6	2'07.083	28.193	31.938	30.643	36.309	225.9
9th 12 Filip SALAC Rivacold Snipers Tea CZE							14th 6 Ryusei YAMANAKA Estrella Galicia 0,0 JPN						
Runs=1 Total laps=9 Full laps=8							Runs=2 Total laps=9 Full laps=6						
1	4'46.015	34.254	34.168	32.046	36.930	125.1	1	4'20.397	34.018	32.400	30.913	36.614	122.5
2	2'07.004	28.170	32.041	30.497	36.296	231.2	2	2'06.965	28.117	31.980	30.745	36.123	233.7
3	2'07.185	28.047	31.946	30.594	36.598	234.7	3	2'10.230	28.597	33.464	31.511	36.658	232.7
4	2'15.002	32.222	33.371	32.941	36.468	228.3	4	2'08.547	28.383	32.046	31.431	36.687	226.4
5	2'08.537	28.073	33.387	30.665	36.412	234.2	5	2'07.691 P	28.349	32.069	30.784	36.489	225.9
6	2'06.738	27.768	31.953	30.696	36.321	235.2	6	2'11.757	31.790	33.086	30.588	36.293	142.2
7	2'06.560	27.992	32.089	30.356	36.123	233.2	7	2'06.785	27.841	31.967	30.712	36.265	234.2
8	2'09.162	27.882	32.031	30.738	38.511	238.9	8	2'07.428	28.267	31.975	30.790	36.396	238.9
9	2'12.073	31.695	32.364	30.807	37.207	235.2	9	2'07.064	27.973	32.095	30.635	36.361	237.3
10th 82 Stefano NEPA Aspar Team Gaviota ITA							15th 24 Tatsuki SUZUKI SIC58 Squadra Corse JPN						
Runs=1 Total laps=9 Full laps=7							Runs=2 Total laps=7 Full laps=3						
1	4'28.288	37.257	34.406	31.509	37.167	105.5	1	4'18.988	36.404	32.704	31.181	37.022	105.4
2	2'07.602	28.146	32.501	30.713	36.242	236.8	2	2'08.210	28.457	32.149	31.000	36.604	227.8
3	2'07.157	28.116	32.005	30.643	36.393	236.8	3	2'10.446 P	29.158	35.798	31.606	33.884	226.4
4	2'06.924	28.089	31.903	30.604	36.328	231.2	4	2'11.251	31.664	32.022	31.032	36.533	140.8
5	2'15.948	29.396	36.231	33.754	36.567	228.8	5	2'06.927	27.974	31.933	30.680	36.340	233.2
6	2'07.275	28.201	32.107	30.564	36.403	237.3	6	2'07.000 *	27.992	31.852	30.810	36.346*	237.8
7	2'06.591	27.939	32.008	30.517	36.127	236.3	7	2'06.833	28.014	31.861	30.645	36.313	232.7
8	2'06.911 *	28.060	31.976	30.628	36.247*	237.3	16th 53 Deniz ÖNCÜ Red Bull KTM Tech 3 TUR						
9	2'07.716	28.170	32.252	30.764	36.530	235.8	Runs=1 Total laps=9 Full laps=6						
11th 21 Alonso LOPEZ Sterilgarda Max Racin SPA							17th 71 Ayumu SASAKI Red Bull KTM Tech 3 JPN						
Runs=1 Total laps=9 Full laps=8							Runs=1 Total laps=9 Full laps=8						
1	4'33.939	35.581	32.501	30.924	36.533	98.9	1	4'19.916	34.972	32.254	30.960	36.904	119.2
2	2'07.064	28.181	31.937	30.587	36.359	228.8	2	2'07.563	28.336	32.094	31.030	36.103	229.2
3	2'06.870	28.123	31.852	30.638	36.257	229.7	3	2'14.407	28.679	32.941	33.365	39.422	238.4
4	2'07.018	27.989	31.942	30.622	36.465	231.2	4	2'09.276 *	28.189	31.963	31.248	37.876*	226.4
5	2'07.353	28.197	31.929	30.508	36.719	230.2	5	2'11.397 *	28.303	33.341	31.848	37.905*	233.7
6	2'16.156	31.177	32.997	34.053	37.929	229.2	6	2'06.838	28.101	31.959	30.473	36.305	232.7
7	2'06.814	28.138	31.904	30.464	36.308	231.7	7	2'07.009	27.966	31.946	30.659	36.438	238.9
8	2'06.922	27.894	32.142	30.607	36.279	233.7	8	2'11.205	29.567	34.271	30.927	36.440	222.2
9	2'06.629	27.979	31.857	30.552	36.241	232.2	9	2'07.305	28.103	31.995	30.755	36.452	230.2
12th 13 Celestino VIETTI SKY Racing Team VR ITA							18th 16 Andrea MIGNO SKY Racing Team VR ITA						
Runs=1 Total laps=9 Full laps=7							Runs=1 Total laps=9 Full laps=8						
1	4'27.935	36.056	34.344	31.529	36.956	120.8	1	4'32.219	36.628	32.739	31.235	36.957	93.2
2	2'07.850	28.377	32.236	30.830	36.407	233.2	2	2'07.565	28.431	31.987	30.772	36.375	228.3
3	2'11.474	28.404	36.087	30.787	36.196	230.7	3	2'06.918	28.181	31.999	30.568	36.170	231.7
4	2'06.663	28.089	31.803	30.568	36.203	234.7	13th 55 Romano FENATI Sterilgarda Max Racin ITA						
5	2'07.437	28.083	31.963	30.968	36.423	234.2	Runs=1 Total laps=9 Full laps=7						
6	2'07.531	28.315	32.011	30.772	36.433	229.7	1	4'30.002	32.389	32.715	31.164	36.795	139.3
7	2'12.517	33.335	32.146	30.705	36.331	230.2	2	2'07.975	28.294	32.500	30.747	36.434	237.3
8	2'07.048	28.127	31.982	30.706	36.233	236.8	3	2'06.800	28.052	31.972	30.512	36.264	236.3
9	2'06.583 *	28.094	31.815	30.581	36.093*	236.3	4	2'06.700	27.937	31.970	30.642	36.151	231.7

Fastest Lap: Raul FERNANDEZ Red Bull KTM Ajo SPA **2'05.701** 27.672 31.655 30.453 35.921

These data/results cannot be reproduced, stored and/or transmitted in whole or in part by any manner of electronic, mechanical, photocopying, recording, broadcasting or otherwise now known or herein after developed without the previous express consent by the copyright owner, except for reproduction in daily press and regular printed publications on sale to the public within 60 days of the event related to those data/results and always provided that copyright symbol appears together as follows below.
© DORNA, 2020

Warm Up

Moto3

Lap	Lap Time	T1	T2	T3	T4	Speed	Lap	Lap Time	T1	T2	T3	T4	Speed
4	2'07.000	28.118	31.784	30.802	36.296	232.2	2	2'08.247	28.440	32.114	31.016	36.677	228.3
5	2'14.037	28.133	32.394	36.469	37.041	232.7	3	2'05.840 P	28.525	32.489	31.278	33.548	229.2
6	2'08.479	28.398	32.750	30.964	36.367	228.3	4	2'10.877	31.096	32.241	31.033	36.507	147.5
7	2'07.416	28.134	32.041	30.983	36.258	230.2	5	2'07.346	28.050	32.061	30.780	36.455	233.7
8	2'07.005	28.103	31.892	30.709	36.301	231.7	6	2'07.550	28.093	32.074	30.881	36.502	232.2
9	2'06.921	28.114	31.958	30.695	36.154	231.7	7	2'07.705	28.068	32.105	31.168	36.364	236.3
							8	2'08.170	28.155	32.429	31.126	36.460	234.2

19th 11 Sergio GARCIA Estrella Galicia 0,0 SPA

	Runs=1	Total laps=9	Full laps=7
1	4'29.894	33.240	33.193
2	2'07.195	28.325	32.169
3	2'06.995	28.214	32.018
4	2'07.259	28.221	31.937
5	2'13.355	28.261	37.081
6	2'07.355	28.321	32.022
7	2'07.172	28.166	32.259
8	2'07.422 *	28.056	32.049
9	2'07.944	28.484	32.236

20th 5 Jaume MASIA Leopard Racing SPA

	Runs=1	Total laps=9	Full laps=8
1	4'44.856	34.442	33.656
2	2'11.310	28.570	35.068
3	2'07.382	28.124	31.864
4	2'12.362	28.621	35.268
5	2'07.393	27.863	32.401
6	2'07.159	28.041	32.040
7	2'07.298	28.079	32.246
8	2'10.027	27.933	32.154
9	2'07.990	28.245	32.117

21st 99 Carlos TATAY Reale Avintia Racing SPA

	Runs=1	Total laps=9	Full laps=8
1	4'20.033	36.829	32.993
2	2'07.290	28.186	32.033
3	2'10.569	28.623	33.626
4	2'26.644	28.193	32.108
5	2'08.558	28.595	32.098
6	2'08.180	28.445	32.045
7	2'09.675	29.705	32.157
8	2'07.972	28.289	32.080
9	2'07.575	28.265	31.996

22nd 20 Jose Julian GARCI SIC58 Squadra Corse SPA

	Runs=2	Total laps=8	Full laps=5
1	4'19.192	36.325	32.771
2	2'08.004	28.411	32.171
3	2'11.177 P	28.694	33.413
4	2'13.085	32.737	32.543
5	2'08.502	28.410	32.294
6	2'07.302	28.190	31.988
7	2'07.416	28.100	32.072
8	2'08.256	28.296	32.205

23rd 40 Darryn BINDER CIP Green Power RSA

	Runs=2	Total laps=8	Full laps=5
1	3'58.461	32.661	33.051

24th 89 Khairul Idham PAWI Petronas Sprinta Raci MAL

	Runs=1	Total laps=9	Full laps=8
1	4'36.583	34.877	32.578
2	2'12.600	28.502	32.829
3	2'07.957	28.316	31.949
4	2'19.213	36.624	34.214
5	2'07.382	27.989	31.987
6	2'08.747	28.958	32.032
7	2'08.069	28.068	32.067
8	2'08.411	28.339	32.144
9	2'08.067	28.187	32.149

25th 52 Jeremy ALCOBA K mmerling Gresini M SPA

	Runs=1	Total laps=9	Full laps=8
1	3'27.034	32.359	32.507
2	2'08.089	28.569	32.089
3	2'07.805	28.540	31.964
4	2'07.631	28.427	31.965
5	2'07.642	28.463	31.910
6	2'07.447	28.409	31.922
7	2'07.417	28.425	31.859
8	2'09.655	28.894	32.447
9	2'07.413	28.288	31.926

26th 92 Yuki KUNII Honda Team Asia JPN

	Runs=1	Total laps=9	Full laps=7
1	4'29.450	35.355	33.428
2	2'08.486	28.680	32.470
3	2'07.688	28.310	32.057
4	2'08.310	28.877	31.980
5	2'07.729	28.188	32.211
6	2'07.641	28.151	32.095
7	2'07.954 *	28.580	31.952
8	2'12.477	31.579	33.539
9	2'07.427	28.035	31.969

27th 9 Davide PIZZOLI BOE Skull Rider Facil ITA

	Runs=1	Total laps=9	Full laps=8
1	4'28.016	36.013	37.131
2	2'07.894	28.349	32.346
3	2'07.460	28.378	32.003
4	2'07.647	28.225	32.022
5	2'08.388	28.761	32.578
6	2'07.473	28.162	32.074
7	2'10.635	28.359	32.452
8	2'18.815	28.524	32.190
9	2'09.879	29.521	32.450

Fastest Lap: Raul FERNANDEZ Red Bull KTM Ajo SPA 2'05.701 27.672 31.655 30.453 35.921


These data/results cannot be reproduced, stored and/or transmitted in whole or in part by any manner of electronic, mechanical, photocopying, recording, broadcasting or otherwise now known or herein after developed without the previous express consent by the copyright owner, except for reproduction in daily press and regular printed publications on sale to the public within 60 days of the event related to those data/results and always provided that copyright symbol appears together as follows below.
 © DORNA, 2020



Lap	Lap Time	T1	T2	T3	T4	Speed	Lap	Lap Time	T1	T2	T3	T4	Speed
28th	54	Riccardo ROSSI		BOE Skull Rider Facil		ITA							
		Runs=2	Total laps=8	Full laps=5									
1	4'21.056	34.178	32.922	31.133	36.730	126.7							
2	2'07.848	28.479	32.096	30.812	36.461	230.7							
3	2'10.678 P	28.301	33.688	31.933	36.756	230.2							
4	2'11.221 *	31.397	32.115	31.134	36.575*	145.7							
5	2'08.291	28.508	32.265	30.817	36.701	233.2							
6	2'07.626	28.330	32.069	30.848	36.379	231.2							
7	2'13.799	28.488	36.713	31.437	37.161	230.2							
8	2'07.603	28.341	31.955	30.812	36.495	231.7							
29th	50	Jason DUPASQUIE		CarXpert PruestelGP		SWI							
		Runs=1	Total laps=9	Full laps=7									
1	4'27.437	38.497	33.729	31.488	36.869	104.5							
2	2'09.224	28.671	32.983	31.005	36.565	230.7							
3	2'08.268	28.641	32.308	31.023	36.296	233.7							
4	2'08.019 *	28.122	32.364	30.953	36.580*	238.4							
5	2'08.613	28.351	32.541	31.253	36.468	237.3							
6	2'07.733	28.364	32.194	30.857	36.318	233.2							
7	2'08.642	28.526	32.378	30.984	36.754	228.8							
8	2'16.147	33.435	34.906	31.134	36.672	233.2							
9	2'08.092	28.333	32.260	30.983	36.516	234.2							
30th	73	Maximilian KOFLER		CIP Green Power		AUT							
		Runs=2	Total laps=9	Full laps=5									
1	3'59.303	32.667	33.298	31.758	37.353	139.3							
2	2'10.119	28.589	32.938	31.429	37.163	225.4							
3	2'10.091	28.640	32.773	31.648	37.030	225.0							
4	2'10.135	28.708	32.722	31.535	37.170	222.6							
5	2'09.338	28.698	32.592	31.249	36.799	222.2							
6	2'08.346 P	28.723	33.660	32.042	33.921	224.0							
7	2'12.438	31.294	32.838	31.377	36.929	149.1							
8	2'08.834 *	28.402	32.619	31.005	36.808*	229.7							
9	2'08.378	28.289	32.343	31.016	36.730	230.2							
31st	60	Dirk GEIGER		CarXpert PruestelGP		GER							
		Runs=1	Total laps=9	Full laps=8									
1	4'23.123	35.193	33.116	31.723	37.398	114.8							
2	2'10.003	28.753	32.734	31.395	37.121	226.4							
3	2'10.016	28.977	32.698	31.200	37.141	225.9							
4	2'09.579	28.559	32.545	31.551	36.924	231.2							
5	2'12.963	28.476	34.230	33.383	36.874	232.2							
6	2'12.991	28.601	36.212	31.253	36.925	232.2							
7	2'09.391	28.309	32.456	31.451	37.175	234.7							
8	2'12.060	29.699	33.925	31.344	37.092	227.8							
9	2'09.805	28.705	32.579	31.513	37.008	227.8							

Fastest Lap: Raul FERNANDEZ Red Bull KTM Ajo SPA **2'05.701** 27.672 31.655 30.453 35.921

These data/results cannot be reproduced, stored and/or transmitted in whole or in part by any manner of electronic, mechanical, photocopying, recording, broadcasting or otherwise now known or herein after developed without the previous express consent by the copyright owner, except for reproduction in daily press and regular printed publications on sale to the public within 60 days of the event related to those data/results and always provided that copyright symbol appears together as follows below.
© DORNA, 2020



QNB GRAND PRIX OF QATAR
Official Starting Grid

Race : 18 laps = 96.84 km

28



1	1 2'04.815 24 Tatsuki SUZUKI Honda	2 2'04.823 25 Raul FERNANDEZ KTM	3 2'04.925 75 Albert ARENAS KTM
2	4 2'05.026 40 Darryn BINDER KTM	5 2'05.065 79 Ai OGURA Honda	6 2'05.086 5 Jaume MASIA Honda
3	7 2'05.129 16 Andrea MIGNO KTM	8 2'05.176 53 Deniz ÖNCÜ KTM	9 2'05.242 17 John MCPHEE Honda
4	10 2'05.327 14 Tony ARBOLINO Honda	11 2'05.343 52 Jeremy ALCOBA Honda	12 2'05.421 27 Kaito TOBA KTM
5	13 2'05.512 2 Gabriel RODRIGO Honda	14 2'05.586 11 Sergio GARCIA Honda	15 2'05.843 92 Yuki KUNII Honda
6	16 2'05.906 13 Celestino VIETTI KTM	17 2'06.003 99 Carlos TATAY KTM	18 2'06.165 55 Romano FENATI Husqvarna
7	19 2'05.793 7 Dennis FOGGIA Honda	20 2'05.966 12 Filip SALAC Honda	21 2'06.040 71 Ayumu SASAKI KTM
8	22 2'06.056 82 Stefano NEPA KTM	23 2'06.128 54 Riccardo ROSSI KTM	24 2'06.376 9 Davide PIZZOLI KTM

The results are provisional until the end of the limit for protest and appeals and until the ratification of the Event Management Committee.

Time limit for protest expires 60' at the latest after publication of the results - Time:


These data/results cannot be reproduced, stored and/or transmitted in whole or in part by any manner of electronic, mechanical, photocopying, recording, broadcasting or otherwise now known or herein after developed without the previous express consent by the copyright owner, except for reproduction in daily press and regular printed publications on sale to the public within 60 days of the event related to those data/results and always provided that copyright symbol appears together as follows below.

© DORNA, 2020

Official MotoGP Timing by TISSOT
www.motogp.com

Doha, Sunday, March 08, 2020





QNB GRAND PRIX OF QATAR
Official Starting Grid

Race : 18 laps = 96.84 km

28

9	25 2'06.511 21 Alonso LOPEZ Husqvarna	26 2'06.786 73 Maximilian KOFLER KTM	27 2'06.821 6 Ryusei YAMANAKA Honda
10	28 2'07.258 60 Dirk GEIGER KTM	29 2'07.260 50 Jason DUPASQUIER KTM	30 2'07.495 20 Jose Julian GARCIA Honda
11	31 2'07.535 89 Khairul Idham PAWI Honda		

The results are provisional until the end of the limit for protest and appeals and until the ratification of the Event Management Committee.

Time limit for protest expires 60' at the latest after publication of the results - Time:

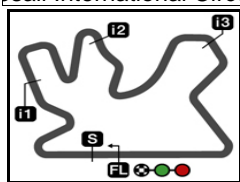
These data/results cannot be reproduced, stored and/or transmitted in whole or in part by any manner of electronic, mechanical, photocopying, recording, broadcasting or otherwise now known or herein after developed without the previous express consent by the copyright owner, except for reproduction in daily press and regular printed publications on sale to the public within 60 days of the event related to those data/results and always provided that copyright symbol appears together as follows below.

© DORNA, 2020

Official MotoGP Timing by **TISSOT**
www.motogp.com

Doha, Sunday, March 08, 2020





5380 m.

QNB GRAND PRIX OF QATAR

Warm Up

Best Partial Times

Moto3™

IT Ideal Lap Time, sum of the best partial times

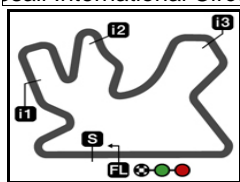
BT Best Lap Time

T1		T2		T3		T4				<i>IT</i>	<i>BT</i>	
Pos	Rider	Time	Rider	Time	Rider	Time	Rider	Time	Pos	Rider		
1	R.FERNANDEZ	27.672	R.FERNANDEZ	31.600	D.FOGGIA	30.355	R.FERNANDEZ	35.921	1	R.FERNANDEZ	2'05.554	2'05.701 (1)
2	J.MCPHEE	27.695	A.ARENAS	31.631	F.SALAC	30.356	A.ARENAS	35.975	2	J.MCPHEE	2'05.784	2'05.999 (2)
3	F.SALAC	27.768	J.MCPHEE	31.685	R.FERNANDEZ	30.361	J.MCPHEE	35.978	3	A.ARENAS	2'05.930	2'06.247 (5)
4	D.FOGGIA	27.791	D.FOGGIA	31.749	A.ARENAS	30.393	D.FOGGIA	36.037	4	D.FOGGIA	2'05.932	2'06.203 (4)
5	G.RODRIGO	27.827	G.RODRIGO	31.783	T.ARBOLINO	30.405	A.OGURA	36.042	5	T.ARBOLINO	2'06.106	2'06.194 (3)
6	T.ARBOLINO	27.833	A.MIGNO	31.784	J.MCPHEE	30.426	T.ARBOLINO	36.064	6	F.SALAC	2'06.193	2'06.560 (9)
7	R.YAMANAKA	27.841	C.VIETTI	31.803	A.LOPEZ	30.464	G.RODRIGO	36.077	7	G.RODRIGO	2'06.239	2'06.258 (6)
8	J.MASIA	27.863	T.ARBOLINO	31.804	K.TOBA	30.468	D.ÖNCÜ	36.103	8	K.TOBA	2'06.332	2'06.420 (8)
9	A.OGURA	27.871	K.TOBA	31.845	D.ÖNCÜ	30.473	K.TOBA	36.108	9	A.OGURA	2'06.381	2'06.381 (7)
10	A.LOPEZ	27.894	A.LOPEZ	31.852	R.FENATI	30.512	R.YAMANAKA	36.123	10	A.LOPEZ	2'06.451	2'06.629 (11)
11	K.TOBA	27.911	T.SUZUKI	31.852	S.NEPA	30.517	F.SALAC	36.123	11	S.NEPA	2'06.486	2'06.591 (10)
12	A.ARENAS	27.931	J.ALCOBA	31.859	S.GARCIA	30.526	S.NEPA	36.127	12	D.ÖNCÜ	2'06.488	2'06.838 (16)
13	R.FENATI	27.937	J.MASIA	31.864	G.RODRIGO	30.552	R.FENATI	36.151	13	R.FENATI	2'06.503	2'06.700 (13)
14	S.NEPA	27.939	A.OGURA	31.868	C.VIETTI	30.568	A.MIGNO	36.154	14	R.YAMANAKA	2'06.519	2'06.785 (14)
15	D.ÖNCÜ	27.966	A.SASAKI	31.881	A.MIGNO	30.568	S.GARCIA	36.158	15	J.MASIA	2'06.563	2'07.159 (20)
16	T.SUZUKI	27.974	R.FENATI	31.903	R.YAMANAKA	30.588	J.MASIA	36.163	16	A.MIGNO	2'06.609	2'06.918 (18)
17	K.PAWI	27.989	S.NEPA	31.903	A.OGURA	30.600	C.VIETTI	36.196	17	C.VIETTI	2'06.650	2'06.663 (12)
18	Y.KUNII	28.035	S.GARCIA	31.937	J.ALCOBA	30.632	A.SASAKI	36.209	18	S.GARCIA	2'06.677	2'06.995 (19)
19	D.BINDER	28.050	F.SALAC	31.946	T.SUZUKI	30.645	Y.KUNII	36.229	19	T.SUZUKI	2'06.784	2'06.833 (15)
20	S.GARCIA	28.056	D.ÖNCÜ	31.946	A.SASAKI	30.655	A.LOPEZ	36.241	20	A.SASAKI	2'06.818	2'06.887 (17)
21	A.SASAKI	28.073	K.PAWI	31.949	J.MASIA	30.673	J.GARCIA	36.253	21	Y.KUNII	2'07.054	2'07.427 (26)
22	C.VIETTI	28.083	Y.KUNII	31.952	D.PIZZOLI	30.673	D.PIZZOLI	36.271	22	J.GARCIA	2'07.092	2'07.302 (22)
23	J.GARCIA	28.100	R.ROSSI	31.955	J.GARCIA	30.751	C.TATAY	36.271	23	D.PIZZOLI	2'07.109	2'07.460 (27)
24	A.MIGNO	28.103	R.YAMANAKA	31.967	D.BINDER	30.780	J.DUPASQUIER	36.296	24	J.ALCOBA	2'07.222	2'07.413 (25)

These data/results cannot be reproduced, stored and/or transmitted in whole or in part by any manner of electronic, mechanical, photocopying, recording, broadcasting or otherwise now known or herein after developed without the previous express consent by the copyright owner, except for reproduction in daily press and regular printed publications on sale to the public within 60 days of the event related to those data/results and always provided that copyright symbol appears together as follows below.
© DORNA, 2020

Official MotoGP Timing by  **TISSOT**
www.motogp.com





5380 m.

QNB GRAND PRIX OF QATAR

Warm Up

Best Partial Times

Moto3™

IT Ideal Lap Time, sum of the best partial times

BT Best Lap Time

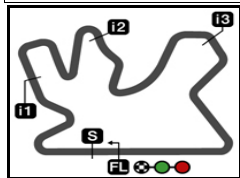
T1		T2		T3		T4				<i>IT</i>	<i>BT</i>	
<i>Pos</i>	<i>Rider</i>	<i>Time</i>	<i>Rider</i>	<i>Time</i>	<i>Rider</i>	<i>Time</i>	<i>Rider</i>	<i>Time</i>	<i>Pos</i>	<i>Rider</i>		
25	J.DUPASQUIER	28.122	J.GARCIA	31.988	C.TATAY	30.800	T.SUZUKI	36.313	25	C.TATAY	2'07.253	2'07.290 (21)
26	D.PIZZOLI	28.162	C.TATAY	31.996	R.ROSSI	30.812	D.BINDER	36.364	26	D.BINDER	2'07.255	2'07.346 (23)
27	C.TATAY	28.186	D.PIZZOLI	32.003	Y.KUNII	30.838	R.ROSSI	36.379	27	K.PAWI	2'07.344	2'07.382 (24)
28	J.ALCOBA	28.288	D.BINDER	32.061	J.DUPASQUIER	30.857	J.ALCOBA	36.443	28	R.ROSSI	2'07.447	2'07.603 (28)
29	M.KOFLER	28.289	J.DUPASQUIER	32.194	K.PAWI	30.872	K.PAWI	36.534	29	J.DUPASQUIE	2'07.469	2'07.733 (29)
30	R.ROSSI	28.301	M.KOFLER	32.343	M.KOFLER	31.005	M.KOFLER	36.730	30	M.KOFLER	2'08.367	2'08.378 (30)
31	D.GEIGER	28.309	D.GEIGER	32.456	D.GEIGER	31.200	D.GEIGER	36.874	31	D.GEIGER	2'08.839	2'09.391 (31)

These data/results cannot be reproduced, stored and/or transmitted in whole or in part by any manner of electronic, mechanical, photocopying, recording, broadcasting or otherwise now known or herein after developed without the previous express consent by the copyright owner, except for reproduction in daily press and regular printed publications on sale to the public within 60 days of the event related to those data/results and always provided that copyright symbol appears together as follows below.

© DORNA, 2020

Official MotoGP Timing by **TISSOT**
www.motogp.com





5380 m.

QNB GRAND PRIX OF QATAR

Warm Up

Fastest Laps Sequence

<i>Practice Time</i>	 <i>Rider</i>	<i>Nation</i>	<i>Motorcycle</i>	<i>Time</i>	<i>Km/h</i>	<i>Rider's Lap</i>
5'35.123	52 Jeremy ALCOBA	SPA	HONDA	2'08.089	151.2	2
6'27.196	20 Jose Julian GARCIA	SPA	HONDA	2'08.004	151.3	2
6'27.323	99 Carlos TATAY	SPA	KTM	2'07.290	152.1	2
6'27.362	6 Ryusei YAMANAKA	JPN	HONDA	2'06.965	152.5	2
6'39.800	17 John MCPHEE	GBR	HONDA	2'06.502	153.1	2
8'45.799	17 John MCPHEE	GBR	HONDA	2'05.999	153.7	3
21'51.386	25 Raul FERNANDEZ	SPA	KTM	2'05.701	154.0	9

These data/results cannot be reproduced, stored and/or transmitted in whole or in part by any manner of electronic, mechanical, photocopying, recording, broadcasting or otherwise now known or herein after developed without the previous express consent by the copyright owner, except for reproduction in daily press and regular printed publications on sale to the public within 60 days of the event related to those data/results and always provided that copyright symbol appears together as follows below.

© DORNA, 2020

Official MotoGP Timing by **TISSOT**
www.motogp.com

Doha, Sunday, March 08, 2020

