

4423 m.

GRAN PREMIO RED BULL DE ESPAÑA

Race

Classification after 23 laps = 101.729 km

29

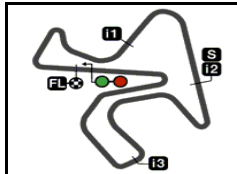
Pos		Rider	Nation	Team	Motorcycle	Total Time	Km/h	Gap
1	25	10 Luca MARINI	ITA	SKY Racing Team VR46	KALEX	39'23.297	154.9	
2	20	45 Tetsuta NAGASHIMA	JPN	Red Bull KTM Ajo	KALEX	39'24.568	154.8	1.271
3	16	88 Jorge MARTIN	SPA	Red Bull KTM Ajo	KALEX	39'28.135	154.6	4.838
4	13	22 Sam LOWES	GBR	EG 0,0 Marc VDS	KALEX	39'29.497	154.5	6.200
5	11	44 Aron CANET	SPA	Inde Aspar Team Moto2	SPEED UP	39'34.091	154.2	10.794
6	10	55 Hafizh SYAHRIN	MAL	Inde Aspar Team Moto2	SPEED UP	39'38.875	153.9	15.578
7	9	87 Remy GARDNER	AUS	Onexox TKKR SAG Team	KALEX	39'40.723	153.8	17.426
8	8	7 Lorenzo BALDASSARRI	ITA	Flexbox HP 40	KALEX	39'42.713	153.7	19.416
9	7	33 Enea BASTIANINI	ITA	Italtrans Racing Team	KALEX	39'42.802	153.6	19.505
10	6	97 Xavi VIERGE	SPA	Petronas Sprinta Racing	KALEX	39'42.887	153.6	19.590
11	5	62 Stefano MANZI	ITA	MV Agusta Forward Racing	MV AGUSTA	39'44.566	153.5	21.269
12	4	40 Hector GARZO	SPA	Flexbox HP 40	KALEX	39'44.702	153.5	21.405
13	3	37 Augusto FERNANDEZ	SPA	EG 0,0 Marc VDS	KALEX	39'47.847	153.3	24.550
14	2	11 Nicolo BULEGA	ITA	Federal Oil Gresini Moto2	KALEX	39'49.529	153.2	26.232
15	1	24 Simone CORSI	ITA	MV Agusta Forward Racing	MV AGUSTA	39'50.600	153.1	27.303
16		57 Edgar PONS	SPA	Federal Oil Gresini Moto2	KALEX	39'55.863	152.8	32.566
17		16 Joe ROBERTS	USA	Tennor American Racing	KALEX	39'57.248	152.7	33.951
18		96 Jake DIXON	GBR	Petronas Sprinta Racing	KALEX	39'59.729	152.6	36.432
19		19 Lorenzo DALLA PORTA	ITA	Italtrans Racing Team	KALEX	40'06.996	152.1	43.699
20		27 Andi Farid IZDIHAR	INA	IDEMITSU Honda Team Asia	KALEX	40'07.186	152.1	43.889
21		2 Jesko RAFFIN	SWI	NTS RW Racing GP	NTS	40'26.181	150.9	1'02.884
22		99 Kasma DANIEL	MAL	Onexox TKKR SAG Team	KALEX	40'32.752	150.5	1'09.455
23		42 Marcos RAMIREZ	SPA	Tennor American Racing	KALEX	40'07.433	145.5	1 lap
Not classified								
		12 Thomas LUTHI	SWI	Liqui Moly Intact GP	KALEX	34'32.564	153.6	3 laps
		21 Fabio DI GIANNANTONIO	ITA	HDR Heidrun Speed Up	SPEED UP	27'41.161	153.3	7 laps
		23 Marcel SCHROTTER	GER	Liqui Moly Intact GP	KALEX	12'05.979	153.5	16 laps
		72 Marco BEZZECCHI	ITA	SKY Racing Team VR46	KALEX	10'21.691	153.6	17 laps
		64 Bo BENDSNEYDER	NED	NTS RW Racing GP	NTS	10'34.678	150.5	17 laps
		35 Somkiat CHANTRA	THA	IDEMITSU Honda Team Asia	KALEX	8'48.199	150.7	18 laps
Not finished first lap								
		9 Jorge NAVARRO	SPA	HDR Heidrun Speed Up	SPEED UP			

The results are provisional until the end of the limit for protest and appeals.

Time limit for protest expires 30' after publication of the results - Time:

These data/results cannot be reproduced, stored and/or transmitted in whole or in part by any manner of electronic, mechanical, photocopying, recording, broadcasting or otherwise now known or herein after developed without the previous express consent by the copyright owner, except for reproduction in daily press and regular printed publications on sale to the public within 60 days of the event related to those data/results and always provided that copyright symbol appears together as follows below.

© DORNA, 2020




4423 m.

GRAN PREMIO RED BULL DE ESPAÑA

Race

Classification after 23 laps = 101.729 km

29

Pos	 Rider	Nation	Team	Motorcycle	Total Time	Km/h	Gap
-----	---	--------	------	------------	------------	------	-----

Race condition: **Dry**

Air: 30°

Humidity: 47%

Ground: 45°

Pole Position:

Fastest Lap:

Best Race Lap:

All Time Lap Record:

	Jorge MARTIN	1'41.384	157.0 Km/h
Lap 11	Tetsuta NAGASHIMA	1'41.995	156.1 Km/h
2019	Lorenzo BALDASSARRI	1'41.539	156.8 Km/h
2020	Marcel SCHROTTER	1'41.109	157.4 Km/h

12:05'51

12:18'18

12:20'57

12:21'17 Jorge NAVARRO

12:24'29 Jake DIXON

12:30'54 Marcos RAMIREZ

12:30'54 Somkiat CHANTRA

12:32'33 Marcos RAMIREZ

12:33'06 Marco BEZZECCHI

12:33'43 Bo BENDSNEYDER

12:34'49 Marcel SCHROTTER

12:51'26 Fabio DI GIANNANTONIO

12:57'04 Thomas LUTHI

SIGHTING LAP START

WARM UP LAP START

RACE START

crashed out - Rider OK

jump start

crashed out - Rider OK

crashed out - Rider OK

re-joined race

crashed out - Rider OK

crashed out - Rider OK

crashed out - Rider OK

entered pits and retired

crashed out - Rider OK

The results are provisional until the end of the limit for protest and appeals.

Time limit for protest expires 30' after publication of the results - Time:

These data/results cannot be reproduced, stored and/or transmitted in whole or in part by any manner of electronic, mechanical, photocopying, recording, broadcasting or otherwise now known or herein after developed without the previous express consent by the copyright owner, except for reproduction in daily press and regular printed publications on sale to the public within 60 days of the event related to those data/results and always provided that copyright symbol appears together as follows below.

© DORNA, 2020

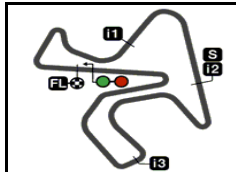
Official MotoGP Timing by TISSOT

www.motogp.com

Jerez de la Frontera, Sunday, July 19, 2020

Page 2 of 2





GRAN PREMIO RED BULL DE ESPAÑA

30

4423 m.

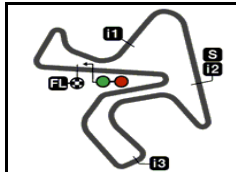
World Championship Classification

Rider		Points	Leader	Previous	QAT	SPA	ANC	CZE	AUT	STY	RSM	EMI	CAT	FRA	ARA	TER	EUR	VAL
1	NAGASHIMA Tetsuta	JPN	45			25	20											
2	BALDASSARRI Lorenzo	ITA	28	17	17	20	8											
3	MARINI Luca	ITA	25	20	3	-	25											
4	BASTIANINI Enea	ITA	23	22	2	16	7											
5	GARDNER Remy	AUS	20	25	3	11	9											
6	CANET Aron	SPA	19	26	1	8	11											
7	MARTIN Jorge	SPA	16	29	3	0	16											
8	ROBERTS Joe	USA	13	32	3	13	0											
9	LOWES Sam	GBR	13	32	0	-	13											
10	VIERGE Xavi	SPA	13	32	0	7	6											
11	SYAHRIN Hafizh	MAL	10	35	3	0	10											
12	NAVARRO Jorge	SPA	10	35	0	10	-											
13	SCHROTTER Marcel	GER	9	36	1	9	-											
14	LUTHI Thomas	SWI	6	39	3	6	-											
15	MANZI Stefano	ITA	6	39	0	1	5											
16	BENDSNEYDER Bo	NED	5	40	1	5	-											
17	GARZO Hector	SPA	4	41	1	0	4											
18	BEZZECCHI Marco	ITA	4	41	0	4	-											
19	DI GIANNANTONIO Fabio	ITA	3	42	1	3	-											
20	FERNANDEZ Augusto	SPA	3	42	0	-	3											
21	BULEGA Nicolo	ITA	2	43	1	0	2											
22	DIXON Jake	GBR	2	43	0	2	0											
23	CORSI Simone	ITA	1	44	1	0	1											
24	PONS Edgar	SPA	0	45	1	0	0											
25	DALLA PORTA Lorenzo	ITA	0	45	0	0	0											

These data/results cannot be reproduced, stored and/or transmitted in whole or in part by any manner of electronic, mechanical, photocopying, recording, broadcasting or otherwise now known or herein after developed without the previous express consent by the copyright owner, except for reproduction in daily press and regular printed publications on sale to the public within 60 days of the event related to those data/results and always provided that copyright symbol appears together as follows below.
© DORNA, 2020

Official MotoGP Timing by 
www.motogp.com





GRAN PREMIO RED BULL DE ESPAÑA

30

World Championship Classification

4423 m.

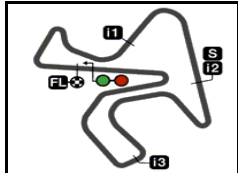
Rider	Points	Leader	Previous	QAT	SPA	ANC	CZE	AUT	STY	RSM	EMI	CAT	FRA	ARA	TER	EUR	VAL
26 IZDIHAR Andi Farid	INA	0	45	0	0	0											
27 RAFFIN Jesko	SWI	0	45	0	0	0											
28 DANIEL Kasma	MAL	0	45	0	-	0											
29 RAMIREZ Marcos	SPA	0	45	0	-	0											
30 CHANTRA Somkiat	THA	0	45	0	0	-											

Constructor	Points	Leader	Previous	QAT	SPA	ANC	CZE	AUT	STY	RSM	EMI	CAT	FRA	ARA	TER	EUR	VAL
1 KALEX	50			25	25												
2 SPEED UP	21	29	29	10	11												
3 MV AGUSTA	6	44	15	1	5												
4 NTS	5	45	1	5	-												

Team	Points	Leader	Previous	QAT	SPA	ANC	CZE	AUT	STY	RSM	EMI	CAT	FRA	ARA	TER	EUR	VAL
1 RED BULL KTM AJO	61			25	36												
2 FLEXBOX HP 40	32	29	29	20	12												
3 SKY RACING TEAM VR46	29	32	3	4	25												
4 INDE ASPAR TEAM MOTO2	29	32	0	8	21												
5 ITALTRANS RACING TEAM	23	38	6	16	7												
6 ONEXO TKKR SAG TEAM	20	41	3	11	9												
7 EG 0,0 MARC VDS	16	45	4	-	16												
8 LIQUI MOLY INTACT GP	15	46	1	15	-												
9 PETRONAS SPRINTA RACING	15	46	0	9	6												
10 TENNOR AMERICAN RACING	13	48	2	13	-												
11 HDR HEIDRUN SPEED UP	13	48	0	13	-												

These data/results cannot be reproduced, stored and/or transmitted in whole or in part by any manner of electronic, mechanical, photocopying, recording, broadcasting or otherwise now known or herein after developed without the previous express consent by the copyright owner, except for reproduction in daily press and regular printed publications on sale to the public within 60 days of the event related to those data/results and always provided that copyright symbol appears together as follows below.
© DORNA, 2020





GRAN PREMIO RED BULL DE ESPAÑA

30

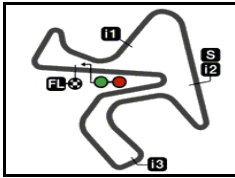
4423 m.

World Championship Classification

Team	<i>Points</i>	<i>Leader Previous</i>	QAT	SPA	<i>ANC</i>	<i>CZE</i>	<i>AUT</i>	<i>STY</i>	<i>RSM</i>	<i>EMI</i>	<i>CAT</i>	<i>FRA</i>	<i>ARA</i>	<i>TER</i>	<i>EUR</i>	<i>VAL</i>
12 MV AGUSTA FORWARD RACING	7	54	6	1	6											
13 NTS RW RACING GP	5	56	2	5	-											
14 FEDERAL OIL GRESINI MOTO2	2	59	3	-	2											

These data/results cannot be reproduced, stored and/or transmitted in whole or in part by any manner of electronic, mechanical, photocopying, recording, broadcasting or otherwise now known or herein after developed without the previous express consent by the copyright owner, except for reproduction in daily press and regular printed publications on sale to the public within 60 days of the event related to those data/results and always provided that copyright symbol appears together as follows below.
© DORNA, 2020





4423 m.

GRAN PREMIO RED BULL DE ESPAÑA

Race

Lap Chart

31

Pos	1	2	3	4	5	6	7	8	9	10	11	12	13	14	15	16	17	18	19	20	21	22	23	24	25	26	27	28	29	30
Grid	88	9	22	10	72	44	23	45	97	7	33	87	57	40	55	16	96	21	12	11	24	64	62	37	42	35	19	27	2	99



1	88	44	10	23	22	45	72	87	97	33	55	7	96	12	40	21	16	62	37	57	11	35	24	42	64	27	99	19	2
2	88	10	44	45	22	72	23	87	97	33	7	55	12	21	40	96	62	11	37	16	57	35	42	24	64	27	19	99	2
3	88	10	45	44	72	23	22	87	97	7	33	12	55	21	40	96	62	11	37	57	16	35	42	24	64	27	19	99	2
4	10	45	88	44	72	23	22	87	97	7	33	12	21	55	40	62	11	37	57	35	16	42	96	24	64	27	19	2	99
5	10	45	88	72	44	23	22	87	97	7	12	21	55	33	40	62	11	37	57	35	42	16	24	64	96	27	19	2	99
6	10	45	88	72	44	23	22	87	97	7	12	21	55	33	40	11	62	37	57	24	16	64	96	27	19	2	99	42	
7	10	45	88	44	23	22	87	97	7	12	55	21	33	40	11	62	37	57	24	16	96	27	19	2	99	42			
8	10	45	88	44	22	87	97	7	12	55	21	33	40	11	62	37	57	24	16	96	27	19	2	99	42				
9	10	45	88	44	22	87	97	7	12	55	21	33	40	11	37	62	57	24	16	96	27	19	2	99	42				
10	10	45	88	44	22	87	97	7	55	12	21	33	40	11	37	62	57	24	16	96	19	27	2	99	42				
L a P S 11	10	45	88	22	44	87	97	55	7	12	21	33	40	37	11	62	57	24	16	96	27	19	2	99	42				
12	10	45	88	22	44	87	97	55	7	21	12	33	40	37	62	11	57	24	16	96	27	19	2	99	42				
13	10	45	88	22	44	87	55	97	7	21	12	33	40	37	62	11	57	24	16	96	27	19	2	99	42				
14	10	45	88	22	44	87	55	97	7	12	21	33	40	37	62	11	24	57	16	96	27	19	2	99	42				
15	10	45	88	22	44	87	55	97	7	12	33	21	40	37	62	11	24	57	16	96	27	19	2	99	42				
16	10	45	88	22	44	55	87	97	7	12	33	40	21	62	37	11	24	57	16	96	27	19	2	99	42				
17	10	45	88	22	44	55	87	7	97	12	33	40	62	37	11	24	57	16	96	27	19	2	99	42					
18	10	45	88	22	44	55	87	7	97	12	33	40	62	37	11	24	57	16	96	27	19	2	99	42					
19	10	45	88	22	44	55	87	7	97	12	33	40	62	37	11	24	57	16	96	19	27	2	99	42					
20	10	45	88	22	44	55	87	7	97	33	12	40	62	37	11	24	57	16	96	19	27	2	99	42					
21	10	45	88	22	44	55	87	7	97	33	40	62	37	11	24	57	16	96	27	19	2	99	42						
22	10	45	88	22	44	55	87	7	97	33	62	40	37	11	24	57	16	96	27	19	2	99	42						
23	10	45	88	22	44	55	87	7	33	97	62	40	37	11	24	57	16	96	19	27	2	99							



Winner



Lapped rider

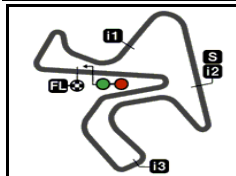
These data/results cannot be reproduced, stored and/or transmitted in whole or in part by any manner of electronic, mechanical, photocopying, recording, broadcasting or otherwise now known or herein after developed without the previous express consent by the copyright owner, except for reproduction in daily press and regular printed publications on sale to the public within 60 days of the event related to those data/results and always provided that copyright symbol appears together as follows below.

© DORNA, 2020

Official MotoGP Timing by TISSOT
www.motogp.com

Jerez de la Frontera, Sunday, July 19, 2020





4423 m.

GRAN PREMIO RED BULL DE ESPAÑA

Race

Fastest Lap of Each Rider

32

	Rider	Nation	Team	Motorcycle	Time	Lap Total	Gap
1	45 Tetsuta NAGASHIMA	JPN	Red Bull KTM Ajo	KALEX	1'41.995	11 23	
2	10 Luca MARINI	ITA	SKY Racing Team VR46	KALEX	1'42.172	6 23	0.177 0.177
3	72 Marco BEZZECCHI	ITA	SKY Racing Team VR46	KALEX	1'42.249	6 6	0.254 0.077
4	22 Sam LOWES	GBR	EG 0,0 Marc VDS	KALEX	1'42.356	9 23	0.361 0.107
5	88 Jorge MARTIN	SPA	Red Bull KTM Ajo	KALEX	1'42.390	2 23	0.395 0.034
6	23 Marcel SCHROTTER	GER	Liqui Moly Intact GP	KALEX	1'42.463	4 7	0.468 0.073
7	44 Aron CANET	SPA	Inde Aspar Team Moto2	SPEED UP	1'42.546	4 23	0.551 0.083
8	55 Hafizh SYAHRIN	MAL	Inde Aspar Team Moto2	SPEED UP	1'42.689	12 23	0.694 0.143
9	12 Thomas LUTHI	SWI	Liqui Moly Intact GP	KALEX	1'42.750	15 20	0.755 0.061
10	97 Xavi VIERGE	SPA	Petronas Sprinta Racing	KALEX	1'42.755	3 23	0.760 0.005
11	7 Lorenzo BALDASSARRI	ITA	Flexbox HP 40	KALEX	1'42.779	4 23	0.784 0.024
12	87 Remy GARDNER	AUS	Onexox TKKR SAG Team	KALEX	1'42.797	2 23	0.802 0.018
13	33 Enea BASTIANINI	ITA	Italtrans Racing Team	KALEX	1'42.804	18 23	0.809 0.007
14	21 Fabio DI GIANNANTONIO	ITA	HDR Heidrun Speed Up	SPEED UP	1'42.842	6 16	0.847 0.038
15	40 Hector GARZO	SPA	Flexbox HP 40	KALEX	1'42.879	14 23	0.884 0.037
16	62 Stefano MANZI	ITA	MV Agusta Forward Racing	MV AGUSTA	1'42.881	19 23	0.886 0.002
17	37 Augusto FERNANDEZ	SPA	EG 0,0 Marc VDS	KALEX	1'42.941	14 23	0.946 0.060
18	11 Nicolo BULEGA	ITA	Federal Oil Gresini Moto2	KALEX	1'42.985	10 23	0.990 0.044
19	24 Simone CORSI	ITA	MV Agusta Forward Racing	MV AGUSTA	1'43.108	13 23	1.113 0.123
20	42 Marcos RAMIREZ	SPA	Tennor American Racing	KALEX	1'43.207	17 22	1.212 0.099
21	57 Edgar PONS	SPA	Federal Oil Gresini Moto2	KALEX	1'43.221	19 23	1.226 0.014
22	35 Somkiat CHANTRA	THA	IDEMITSU Honda Team Asia	KALEX	1'43.317	5 5	1.322 0.096
23	16 Joe ROBERTS	USA	Tennor American Racing	KALEX	1'43.410	8 23	1.415 0.093
24	96 Jake DIXON	GBR	Petronas Sprinta Racing	KALEX	1'43.418	14 23	1.423 0.008
25	19 Lorenzo DALLA PORTA	ITA	Italtrans Racing Team	KALEX	1'43.712	9 23	1.717 0.294
26	27 Andi Farid IZDIHAR	INA	IDEMITSU Honda Team Asia	KALEX	1'43.728	9 23	1.733 0.016
27	64 Bo BENDSNEYDER	NED	NTS RW Racing GP	NTS	1'43.899	3 6	1.904 0.171
28	2 Jesko RAFFIN	SWI	NTS RW Racing GP	NTS	1'44.385	4 23	2.390 0.486
29	99 Kasma DANIEL	MAL	Onexox TKKR SAG Team	KALEX	1'45.000	20 23	3.005 0.615

These data/results cannot be reproduced, stored and/or transmitted in whole or in part by any manner of electronic, mechanical, photocopying, recording, broadcasting or otherwise now known or herein after developed without the previous express consent by the copyright owner, except for reproduction in daily press and regular printed publications on sale to the public within 60 days of the event related to those data/results and always provided that copyright symbol appears together as follows below.

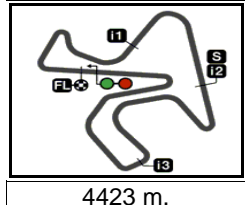
© DORNA, 2020

Official MotoGP Timing by TISSOT
www.motogp.com

Jerez de la Frontera, Sunday, July 19, 2020

moto2™





GRAN PREMIO RED BULL DE ESPAÑA

After the Race

Event Best Maximum Speed

33



<i>Rider</i>	<i>Nation Team</i>	<i>Motorcycle</i>	<i>Km/h</i>	
33 Enea BASTIANINI	ITA Italtrans Racing Team	KALEX	252.9	Free Practice Nr. 3
72 Marco BEZZECCHI	ITA SKY Racing Team VR46	KALEX	252.9	Warm Up
45 Tetsuta NAGASHIMA	JPN Red Bull KTM Ajo	KALEX	251.1	Free Practice Nr. 3
37 Augusto FERNANDEZ	SPA EG 0,0 Marc VDS	KALEX	250.5	Warm Up
27 Andi Farid IZDIHAR	INA IDEMITSU Honda Team Asia	KALEX	250.5	Free Practice Nr. 1
88 Jorge MARTIN	SPA Red Bull KTM Ajo	KALEX	250.5	Warm Up
19 Lorenzo DALLA PORTA	ITA Italtrans Racing Team	KALEX	250.0	Free Practice Nr. 3
35 Somkiat CHANTRA	THA IDEMITSU Honda Team Asia	KALEX	250.0	Qualifying Nr. 1
42 Marcos RAMIREZ	SPA Tendor American Racing	KALEX	250.0	Race
87 Remy GARDNER	AUS Onexox TKKR SAG Team	KALEX	250.0	Free Practice Nr. 3
97 Xavi VIERGE	SPA Petronas Sprinta Racing	KALEX	250.0	Warm Up
55 Hafizh SYAHRIN	MAL Inde Aspar Team Moto2	SPEED UP	249.4	Free Practice Nr. 1
16 Joe ROBERTS	USA Tendor American Racing	KALEX	249.4	Free Practice Nr. 3
7 Lorenzo BALDASSARRI	ITA Flexbox HP 40	KALEX	249.4	Warm Up
40 Hector GARZO	SPA Flexbox HP 40	KALEX	249.4	Warm Up
96 Jake DIXON	GBR Petronas Sprinta Racing	KALEX	248.8	Free Practice Nr. 1
62 Stefano MANZI	ITA MV Agusta Forward Racing	MV AGUSTA	248.8	Warm Up
21 Fabio DI GIANNANTONIO	ITA HDR Heidrun Speed Up	SPEED UP	248.8	Free Practice Nr. 3
11 Nicolo BULEGA	ITA Federal Oil Gresini Moto2	KALEX	248.2	Race
12 Thomas LUTHI	SWI Liqui Moly Intact GP	KALEX	248.2	Warm Up
99 Kasma DANIEL	MAL Onexox TKKR SAG Team	KALEX	248.2	Free Practice Nr. 3
10 Luca MARINI	ITA SKY Racing Team VR46	KALEX	248.2	Warm Up
9 Jorge NAVARRO	SPA HDR Heidrun Speed Up	SPEED UP	247.7	Free Practice Nr. 3
44 Aron CANET	SPA Inde Aspar Team Moto2	SPEED UP	247.7	Free Practice Nr. 3
64 Bo BENDSNEYDER	NED NTS RW Racing GP	NTS	247.7	Free Practice Nr. 3
22 Sam LOWES	GBR EG 0,0 Marc VDS	KALEX	247.1	Race
23 Marcel SCHROTTER	GER Liqui Moly Intact GP	KALEX	247.1	Free Practice Nr. 3
57 Edgar PONS	SPA Federal Oil Gresini Moto2	KALEX	247.1	Free Practice Nr. 3
24 Simone CORSI	ITA MV Agusta Forward Racing	MV AGUSTA	246.5	Free Practice Nr. 3
2 Jesko RAFFIN	SWI NTS RW Racing GP	NTS	245.4	Free Practice Nr. 1

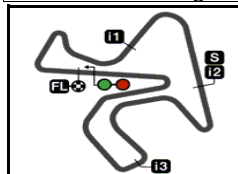
These data/results cannot be reproduced, stored and/or transmitted in whole or in part by any manner of electronic, mechanical, photocopying, recording, broadcasting or otherwise now known or herein after developed without the previous express consent by the copyright owner, except for reproduction in daily press and regular printed publications on sale to the public within 60 days of the event related to those data/results and always provided that copyright symbol appears together as follows below.

© DORNA, 2020

Official MotoGP Timing by TISSOT
www.motogp.com

Jerez de la Frontera, Sunday, July 19, 2020





4423 m.

GRAN PREMIO RED BULL DE ESPAÑA

Race

Chronological Analysis of Performances

34

* Lap / Sector time cancelled **T1** Time from finish line to 1st intermediate **T3** Time from 2nd intermed. to 3rd intermed.
P Crossing the finish line in pit lane **T2** Time from 1st intermed. to 2nd intermed. **T4** Time from 3rd intermediate to finish line

Lap	Lap Time	T1	T2	T3	T4	Speed	Lap	Lap Time	T1	T2	T3	T4	Speed
1st 10 Luca MARINI SKY Racing Team VR ITA							3rd 88 Jorge MARTIN Red Bull KTM Ajo SPA						
Runs=1 Total laps=23 Full laps=22							Runs=1 Total laps=23 Full laps=21						
1	1'49.000	31.849	15.291	30.517	31.343	245.4	19	1'42.625	25.531	15.311	30.343	31.440	243.2
2	1'42.378	25.572	15.193	30.364	31.249	246.5	20	1'42.643	25.509	15.364	30.283	31.487	246.5
3	1'42.385	25.367	15.249	30.366	31.403	245.4	21	1'42.881	25.560	15.355	30.435	31.531	247.1
4	1'42.336	25.483	15.295	30.264	31.294	246.0	22	1'43.215	25.620	15.393	30.619	31.583	245.4
5	1'42.209	25.334	15.372	30.314	31.189	242.1	23	1'43.224	25.615	15.317	30.498	31.794	244.8
6	1'42.172	25.370	15.343	30.256	31.203	243.2							
7	1'42.341	25.334	15.362	30.378	31.267	243.7	1	1'48.800	31.379	15.265	30.477	31.679	242.6
8	1'42.211	25.260	15.341	30.309	31.301	244.3	2	1'42.390	25.305	15.205	30.326	31.554	243.7
9	1'42.297	25.333	15.362	30.337	31.265	243.7	3	1'42.528	25.371	15.252	30.374	31.531	244.8
10	1'42.304	25.361	15.397	30.310	31.236	243.2	4	1'42.757	25.420	15.298	30.453	31.586	244.8
11	1'42.401	25.350	15.354	30.417	31.280	243.2	5	1'42.556	25.476	15.342	30.303	31.435	247.7
12	1'42.201	25.292	15.304	30.412	31.193	243.7	6	1'42.553	25.295	15.333	30.376	31.549	245.4
13	1'42.378	25.362	15.339	30.350	31.327	243.2	7	1'42.737	25.423	15.275	30.515	31.524	247.7
14	1'42.261	25.333	15.323	30.360	31.245	243.7	8	1'42.490	25.439	15.266	30.287	31.498	246.5
15	1'42.444	25.394	15.281	30.421	31.348	243.7	9	1'42.531	25.453	15.338	30.371	31.369	246.0
16	1'42.358	25.342	15.329	30.406	31.281	243.7	10	1'42.606	25.373	15.367	30.359	31.507	246.0
17	1'42.548	25.348	15.412	30.418	31.370	243.2	11	1'42.594	25.446	15.299	30.380	31.469	246.0
18	1'42.733	25.400	15.418	30.559	31.356	244.3	12	1'42.811	25.529	15.311	30.463	31.508	244.8
19	1'42.346	25.293	15.313	30.418	31.322	246.0	13	1'42.611	25.413	15.333	30.416	31.449	244.3
20	1'42.525	25.353	15.355	30.424	31.393	245.4	14	1'42.913	25.470	15.276	30.592	31.575	245.4
21	1'42.756	25.395	15.380	30.536	31.445	246.0	15	1'42.526	25.424	15.223	30.371	31.508	246.0
22	1'43.166	25.545	15.504	30.596	31.521	244.3	16	1'43.037 *	25.39*	15.404	30.563	31.675	245.4
23	1'43.547	25.668	15.436	30.780	31.663	245.4	17	1'42.838	25.565	15.346	30.461	31.466	246.0
							18	1'42.833	25.460	15.341	30.480	31.552	247.1
							19	1'42.742	25.438	15.283	30.455	31.566	246.0
							20	1'42.924	25.545	15.213	30.629	31.537	247.7
							21	1'42.823	25.546	15.301	30.464	31.512	247.7
							22	1'42.566	25.438	15.326	30.365	31.437	246.5
							23	1'42.969	25.527	15.271	30.480	31.691	247.1
2nd 45 Tetsuta NAGASHIM Red Bull KTM Ajo JPN							4th 22 Sam LOWES EG 0,0 Marc VDS GBR						
Runs=1 Total laps=23 Full laps=21							Runs=1 Total laps=23 Full laps=22						
1	1'49.584	32.463	15.194	30.738	31.189	247.1	1	1'49.582	32.104	15.244	30.572	31.662	244.8
2	1'42.202	25.388	15.221	30.244	31.349	244.3	2	1'42.744	25.645	15.241	30.466	31.392	247.1
3	1'42.335	25.434	15.268	30.187	31.446	244.8	3	1'43.359	25.845	15.377	30.579	31.558	243.7
4	1'42.285	25.396	15.242	30.291	31.356	243.7	4	1'42.476	25.477	15.228	30.257	31.514	245.4
5	1'42.359	25.403	15.388	30.253	31.315	242.6	5	1'42.639	25.473	15.253	30.347	31.566	246.0
6	1'42.223 *	25.43*	15.300	30.171	31.322	243.7	6	1'42.739	25.408	15.379	30.471	31.481	246.0
7	1'42.076	25.344	15.298	30.209	31.225	244.8	7	1'42.742	25.507	15.371	30.374	31.490	244.8
8	1'42.911	25.992	15.347	30.225	31.347	244.3	8	1'42.604	25.424	15.249	30.417	31.514	245.4
9	1'42.349	25.508	15.302	30.212	31.327	243.7	9	1'42.356	25.432	15.295	30.247	31.382	243.7
10	1'42.719	25.387	15.334	30.631	31.367	244.3	10	1'42.481	25.420	15.299	30.303	31.459	244.8
11	1'41.995	25.278	15.320	30.203	31.194	243.2	11	1'42.847	25.453	15.379	30.442	31.573	243.7
12	1'42.915	25.724	15.343	30.438	31.410	243.2	12	1'42.816	25.424	15.554	30.390	31.448	241.6
13	1'42.269	25.331	15.328	30.231	31.379	244.3							
14	1'42.018	25.296	15.267	30.149	31.306	244.8							
15	1'42.312	25.388	15.339	30.222	31.363	244.3							
16	1'42.390	25.397	15.320	30.355	31.318	242.1							
17	1'42.744	25.382	15.382	30.635	31.345	244.3							
18	1'42.294	25.345	15.288	30.328	31.333	245.4							

Fastest Lap: Tetsuta NAGASHIMA Red Bull KTM Ajo JPN 1'41.995 25.278 15.320 30.203 31.194

These data/results cannot be reproduced, stored and/or transmitted in whole or in part by any manner of electronic, mechanical, photocopying, recording, broadcasting or otherwise now known or herein after developed without the previous express consent by the copyright owner, except for reproduction in daily press and regular printed publications on sale to the public within 60 days of the event related to those data/results and always provided that copyright symbol appears together as follows below.
 © DORNA, 2020

Race

Moto2

Lap	Lap Time	T1	T2	T3	T4	Speed	Lap	Lap Time	T1	T2	T3	T4	Speed
13	1'42.609	25.482	15.340	30.308	31.479	242.6	17	1'42.944	25.694	15.417	30.391	31.442	242.6
14	1'42.466	25.342	15.253	30.245	31.626	244.3	18	1'42.930	25.603	15.377	30.350	31.600	244.3
15	1'42.476	25.315	15.254	30.303	31.604	244.3	19	1'42.946	25.607	15.372	30.430	31.537	244.3
16	1'42.560	25.456	15.273	30.332	31.499	243.7	20	1'43.015	25.656	15.353	30.405	31.601	246.0
17	1'42.838	25.545	15.334	30.428	31.531	243.2	21	1'43.200	25.716	15.393	30.485	31.606	244.8
18	1'42.666	25.452	15.346	30.412	31.456	243.2	22	1'43.183	25.622	15.467	30.516	31.578	243.7
19	1'42.649	25.385	15.321	30.376	31.567	244.8	23	1'43.789	25.569	15.453	30.922	31.845	244.3
20	1'42.777	25.431	15.245	30.498	31.603	246.5							
21	1'42.903	25.500	15.314	30.522	31.567	245.4							
22	1'43.036	25.479	15.425	30.540	31.592	244.8							
23	1'43.132	25.600	15.335	30.602	31.595	244.3							

5th	44	Aron CANET	Inde Aspar Team Mot	SPA
Runs=1	Total laps=23	Full laps=22		

1	1'48.958	31.700	15.191	30.490	31.577	243.7
2	1'42.582	25.396	15.189	30.363	31.634	243.2
3	1'42.613	25.463	15.196	30.330	31.624	242.6
4	1'42.546	25.626	15.198	30.281	31.441	244.8
5	1'43.080	25.541	15.253	30.469	31.817	245.4
6	1'42.617	25.510	15.301	30.356	31.450	243.7
7	1'42.756	25.611	15.281	30.447	31.417	243.7
8	1'42.771	25.546	15.299	30.355	31.571	243.7
9	1'42.771	25.605	15.314	30.372	31.480	243.2
10	1'42.739	25.509	15.307	30.477	31.446	243.2
11	1'43.307	25.544	15.314	30.820	31.629	242.1
12	1'43.156	25.570	15.310	30.791	31.485	238.4
13	1'42.719	25.578	15.303	30.463	31.375	243.7
14	1'42.636	25.496	15.232	30.403	31.505	243.2
15	1'42.869	25.519	15.273	30.528	31.549	242.1
16	1'43.245	25.579	15.353	30.684	31.629	243.2
17	1'43.189	25.718	15.331	30.603	31.537	242.1
18	1'43.223	25.620	15.308	30.630	31.665	243.2
19	1'42.852	25.579	15.280	30.455	31.538	242.6
20	1'43.005	25.647	15.282	30.504	31.572	244.3
21	1'43.479	25.766	15.332	30.748	31.633	243.2
22	1'43.406	25.665	15.394	30.708	31.639	243.2
23	1'43.572	25.703	15.324	30.746	31.799	243.2

6th	55	Hafizh SYAHRIN	Inde Aspar Team Mot	MAL
Runs=1	Total laps=23	Full laps=21		

1	1'50.866	33.177	15.236	30.870	31.583	246.5
2	1'43.491	25.771	15.196	31.061	31.463	247.7
3	1'43.475	25.567	15.215	30.745	31.948	244.8
4	1'43.292	25.733	15.293	30.529	31.737	246.5
5	1'43.063	25.773	15.298	30.482	31.510	246.0
6	1'42.941	25.849	15.303	30.345	31.444	248.8
7	1'43.025	25.808	15.272	30.518	31.427	247.1
8	1'42.953	25.555	15.285	30.520	31.593	247.1
9	1'43.220	25.708	15.330	30.580	31.602	247.1
10	1'43.153	25.625	15.365	30.591	31.572	244.8
11	1'42.851	25.487	15.320	30.530	31.514	244.8
12	1'42.689	25.481	15.345	30.408	31.455	243.7
13	1'42.934 *	25.491*	15.372	30.621	31.446	246.5
14	1'42.799	25.590	15.353	30.341	31.515	243.2
15	1'42.860	25.602	15.291	30.483	31.484	244.8
16	1'43.256	25.599	15.481	30.559	31.617	244.3

7th	87	Remy GARDNER	Onexox TKKR SAG T	AUS
Runs=1	Total laps=23	Full laps=20		

1	1'50.266	32.695	15.304	30.780	31.487	244.8
2	1'42.797	25.596	15.193	30.554	31.454	244.3
3	1'42.935 *	25.711*	15.339	30.491	31.393	243.7
4	1'42.951	25.476	15.379	30.539	31.557	243.7
5	1'43.122	25.534	15.406	30.604	31.578	243.2
6	1'43.006	25.493	15.461	30.544	31.508	243.7
7	1'43.133	25.595	15.493	30.563	31.482	243.2
8	1'43.155	25.551	15.465	30.576	31.563	243.2
9	1'43.007	25.521	15.439	30.597	31.450	243.2
10	1'42.984	25.462	15.462	30.544	31.516	242.6
11	1'43.254	25.605	15.472	30.648	31.529	241.0
12	1'43.141	25.576	15.384	30.637	31.544	242.1
13	1'43.435 *	25.654	15.491	30.725	31.565*	241.6
14	1'43.130	25.507	15.473	30.577	31.573	243.2
15	1'42.995	25.515	15.378	30.635	31.467	242.6
16	1'43.814	25.560	15.511	30.915	31.828	242.6
17	1'43.289	25.858	15.422	30.541	31.468	243.7
18	1'43.064	25.566	15.418	30.523	31.557	243.7
19	1'42.915	25.523	15.391	30.492	31.509	244.3
20	1'43.200	25.561	15.366	30.671	31.602	245.4
21	1'43.508	25.764	15.427	30.667	31.650	244.3
22	1'43.903	25.700	15.514	30.909	31.780	243.7
23	1'43.719	25.714	15.474	30.731	31.800	244.3

8th	7	Lorenzo BALDA	Flexbox HP 40	ITA
Runs=1	Total laps=23	Full laps=18		

1	1'51.000	33.229	15.341	30.830	31.600	247.1
2	1'43.142	25.716	15.304	30.734	31.388	247.1
3	1'43.214	25.535	15.341	30.694	31.644	246.5
4	1'42.779	25.483	15.356	30.418	31.522	244.3
5	1'43.112 *	25.526	15.417	30.557	31.612*	244.8
6	1'43.281	25.592	15.430	30.624	31.635	244.3
7	1'43.110	25.574	15.405	30.531	31.600	245.4
8	1'43.229	25.590	15.400	30.502	31.737	245.4
9	1'43.038 *	25.641*	15.425	30.417	31.547	244.8
10	1'43.134	25.587	15.362	30.598	31.587	244.8
11	1'43.510	25.634	15.386	30.922	31.568	243.7
12	1'43.212	25.591	15.403	30.641	31.577	244.3
13	1'43.031 *	25.611*	15.447	30.528	31.441	244.8
14	1'42.961	25.570	15.343	30.566	31.482	246.0
15	1'43.005	25.552	15.357	30.539	31.557	246.5
16	1'43.412 *	25.707	15.330	30.668	31.707*	247.1
17	1'43.259	25.658	15.433	30.606	31.562	244.3
18	1'43.477	25.603	15.388	30.808	31.678	246.0
19	1'43.439	25.675	15.412	30.688	31.664	244.8
20	1'43.515	25.705	15.411	30.614	31.785	245.4

Fastest Lap:	Tetsuta NAGASHIMA	Red Bull KTM Ajo	JPN	1'41.995	25.278	15.320	30.203	31.194
---------------------	-------------------	------------------	-----	----------	--------	--------	--------	--------

These data/results cannot be reproduced, stored and/or transmitted in whole or in part by any manner of electronic, mechanical, photocopying, recording, broadcasting or otherwise now known or herein after developed without the previous express consent by the copyright owner, except for reproduction in daily press and regular printed publications on sale to the public within 60 days of the event related to those data/results and always provided that copyright symbol appears together as follows below.
© DORNA, 2020

Race

Moto2

Lap	Lap Time	T1	T2	T3	T4	Speed	Lap	Lap Time	T1	T2	T3	T4	Speed
21	1'43.465	25.681	15.435	30.677	31.672	245.4	11th 62	Stefano MANZI		MV Agusta Forward R		ITA	
22	1'43.433	25.713	15.445	30.596	31.679	244.8		Runs=1	Total laps=23	Full laps=21			
23	1'43.955	25.680	15.634	30.663	31.978	244.3		1	1'52.556	34.189	15.419	31.086	31.862
9th 33 Enea BASTIANINI							Italtrans Racing Team		ITA				
Runs=1 Total laps=23 Full laps=21													
1	1'50.727	33.016	15.286	30.861	31.564	247.7	2	1'43.299	25.720	15.272	30.645	31.662	246.5
2	1'43.299	25.720	15.272	30.645	31.662	246.5	3	1'43.557	25.597	15.302	30.862	31.796	247.1
3	1'43.557	25.597	15.302	30.862	31.796	247.1	4	1'43.026	25.680	15.293	30.540	31.513	246.5
4	1'43.026	25.680	15.293	30.540	31.513	246.5	5	1'43.759	25.627	15.337	31.055	31.740	247.1
5	1'43.759	25.627	15.337	31.055	31.740	247.1	6	1'43.151	25.598	15.314	30.645	31.594	246.5
6	1'43.151	25.598	15.314	30.645	31.594	246.5	7	1'43.166	25.666	15.293	30.635	31.572	248.2
7	1'43.166	25.666	15.293	30.635	31.572	248.2	8	1'43.284	25.639	15.408	30.637	31.600	247.1
8	1'43.284	25.639	15.408	30.637	31.600	247.1	9	1'43.244	25.684	15.384	30.595	31.581	247.1
9	1'43.244	25.684	15.384	30.595	31.581	247.1	10	1'43.444	25.849	15.407	30.735	31.453	245.4
10	1'43.444	25.849	15.407	30.735	31.453	245.4	11	1'42.988	25.649	15.340	30.520	31.479	244.8
11	1'42.988	25.649	15.340	30.520	31.479	244.8	12	1'43.307 *	25.706	15.367	30.657	31.577*	245.4
12	1'43.307 *	25.706	15.367	30.657	31.577*	245.4	13	1'43.250	25.698	15.305	30.598	31.649	246.5
13	1'43.250	25.698	15.305	30.598	31.649	246.5	14	1'43.199	25.789	15.310	30.547	31.553	248.8
14	1'43.199	25.789	15.310	30.547	31.553	248.8	15	1'43.279	25.749	15.364	30.640	31.526	246.0
15	1'43.279	25.749	15.364	30.640	31.526	246.0	16	1'43.309	25.681	15.351	30.664	31.613	246.0
16	1'43.309	25.681	15.351	30.664	31.613	246.0	17	1'43.194	25.682	15.391	30.639	31.482	244.8
17	1'43.194	25.682	15.391	30.639	31.482	244.8	18	1'42.804	25.524	15.313	30.606	31.361	246.5
18	1'42.804	25.524	15.313	30.606	31.361	246.5	19	1'42.955	25.701	15.281	30.480	31.493	247.7
19	1'42.955	25.701	15.281	30.480	31.493	247.7	20	1'43.436	25.695	15.287	30.720	31.734	249.4
20	1'43.436	25.695	15.287	30.720	31.734	249.4	21	1'43.374	25.724	15.329	30.744	31.577	248.2
21	1'43.374	25.724	15.329	30.744	31.577	248.2	22	1'43.577	25.634	15.316	30.911	31.716	247.7
22	1'43.577	25.634	15.316	30.911	31.716	247.7	23	1'43.473	25.612	15.303	30.692	31.866	250.0
23	1'43.473	25.612	15.303	30.692	31.866	250.0	12th 40 Hector GARZO						
Runs=1 Total laps=23 Full laps=22							Flexbox HP 40		SPA				
1	1'51.750	33.776	15.378	30.939	31.657	245.4	2	1'43.379	25.618	15.287	30.988	31.486	247.1
2	1'43.379	25.618	15.287	30.988	31.486	247.1	3	1'42.888	25.681	15.242	30.441	31.524	245.4
3	1'42.888	25.681	15.242	30.441	31.524	245.4	4	1'43.254	25.912	15.276	30.644	31.422	247.1
4	1'43.254	25.912	15.276	30.644	31.422	247.1	5	1'43.333	25.831	15.313	30.641	31.548	247.1
5	1'43.333	25.831	15.313	30.641	31.548	247.1	6	1'43.258	25.703	15.394	30.633	31.528	243.7
6	1'43.258	25.703	15.394	30.633	31.528	243.7	7	1'42.938	25.685	15.282	30.538	31.433	244.8
7	1'42.938	25.685	15.282	30.538	31.433	244.8	8	1'43.275	25.703	15.394	30.622	31.556	247.1
8	1'43.275	25.703	15.394	30.622	31.556	247.1	9	1'43.223	25.733	15.356	30.618	31.516	246.0
9	1'43.223	25.733	15.356	30.618	31.516	246.0	10	1'43.554	25.872	15.401	30.864	31.417	244.3
10	1'43.554	25.872	15.401	30.864	31.417	244.3	11	1'43.596	26.023	15.373	30.583	31.617	242.6
11	1'43.596	26.023	15.373	30.583	31.617	242.6	12	1'43.327	25.691	15.455	30.619	31.562	241.0
12	1'43.327	25.691	15.455	30.619	31.562	241.0	13	1'43.035	25.656	15.411	30.515	31.453	243.2
13	1'43.035	25.656	15.411	30.515	31.453	243.2	14	1'42.879	25.655	15.318	30.472	31.434	246.0
14	1'42.879	25.655	15.318	30.472	31.434	246.0	15	1'43.640	25.713	15.406	30.892	31.629	246.0
15	1'43.640	25.713	15.406	30.892	31.629	246.0	16	1'43.233	25.852	15.244	30.584	31.553	248.8
16	1'43.233	25.852	15.244	30.584	31.553	248.8	17	1'43.531	25.901	15.456	30.626	31.548	245.4
17	1'43.531	25.901	15.456	30.626	31.548	245.4	18	1'43.263	25.751	15.386	30.600	31.526	243.7
18	1'43.263	25.751	15.386	30.600	31.526	243.7	19	1'43.371	25.686	15.372	30.629	31.684	244.3
19	1'43.371	25.686	15.372	30.629	31.684	244.3	20	1'43.285	25.719	15.368	30.521	31.677	245.4
20	1'43.285	25.719	15.368	30.521	31.677	245.4	21	1'43.777	25.728	15.480	30.758	31.811	244.8
21	1'43.777	25.728	15.480	30.758	31.811	244.8	22	1'43.720	25.700	15.455	30.600	31.965	243.7
22	1'43.720	25.700	15.455	30.600	31.965	243.7	23	1'43.193	25.820	15.318	30.592	31.463	246.0
23	1'43.193	25.820	15.318	30.592	31.463	246.0	13th 37 Augusto FERNAND						
Runs=1 Total laps=23 Full laps=19							EG 0,0 Marc VDS		SPA				
1	1'52.631	34.299	15.442	31.044	31.846	248.2	2	1'43.897	25.760	15.377	30.965	31.795	247.1
2	1'43.897	25.760	15.377	30.965	31.795	247.1	Fastest Lap: Tetsuta NAGASHIMA Red Bull KTM Ajo JPN 1'41.995 25.278 15.320 30.203 31.194						

These data/results cannot be reproduced, stored and/or transmitted in whole or in part by any manner of electronic, mechanical, photocopying, recording, broadcasting or otherwise now known or herein after developed without the previous express consent by the copyright owner, except for reproduction in daily press and regular printed publications on sale to the public within 60 days of the event related to those data/results and always provided that copyright symbol appears together as follows below.
© DORNA, 2020

Race

Moto2

Lap	Lap Time	T1	T2	T3	T4	Speed	Lap	Lap Time	T1	T2	T3	T4	Speed
3	1'43.250	25.892	15.349	30.495	31.514	245.4	7	1'43.383	25.666	15.510	30.528	31.679	240.5
4	1'43.539	25.715	15.327	30.699	31.798	246.5	8	1'43.309	25.644	15.492	30.452	31.721	242.6
5	1'43.424	25.708	15.433	30.696	31.587	247.1	9	1'43.433	25.766	15.492	30.490	31.685	242.1
6	1'43.573 *	25.648	15.413	30.615	31.897*	244.3	10	1'43.589	25.712	15.457	30.775	31.645	241.6
7	1'43.145	25.631	15.358	30.500	31.656	245.4	11	1'43.298	25.597	15.458	30.579	31.664	241.0
8	1'43.268	25.643	15.376	30.691	31.558	247.1	12	1'43.341	25.651	15.435	30.592	31.663	241.6
9	1'43.355	25.669	15.340	30.689	31.657	247.1	13	1'43.108	25.655	15.437	30.497	31.519	242.1
10	1'42.804 *	25.498	15.322	30.451	31.533*	245.4	14	1'43.507	25.637	15.395	30.670	31.805	246.0
11	1'43.072	25.612	15.349	30.618	31.493	245.4	15	1'43.485	25.662	15.477	30.608	31.738	240.5
12	1'43.189	25.578	15.413	30.494	31.704	242.6	16	1'43.560	25.646	15.524	30.656	31.734	241.6
13	1'43.106	25.539	15.515	30.424	31.628	243.7	17	1'43.478	25.796	15.425	30.672	31.585	242.1
14	1'42.941	25.584	15.408	30.398	31.551	246.0	18	1'43.435	25.620	15.473	30.667	31.675	242.6
15	1'43.513	25.612	15.346	30.727	31.828	244.8	19	1'43.371	25.721	15.461	30.578	31.611	242.1
16	1'43.700	25.649	15.484	30.689	31.878	243.7	20	1'43.244	25.667	15.425	30.496	31.656	243.2
17	1'43.508 *	25.934	15.466	30.533	31.575*	244.8	21	1'43.343	25.703	15.450	30.509	31.681	244.3
18	1'43.134	25.638	15.388	30.532	31.576	247.1	22	1'43.363	25.720	15.473	30.602	31.568	243.2
19	1'43.433	25.636	15.379	30.734	31.684	246.5	23	1'43.484	25.637	15.507	30.652	31.688	242.6
20	1'43.620	25.675	15.387	30.790	31.768	246.5							
21	1'43.774	25.743	15.401	30.771	31.859	246.5							
22	1'43.834	25.855	15.490	30.761	31.728	244.3							
23	1'44.137	25.822	15.475	30.947	31.893	244.3							

14th 11		Nicolo BULEGA		Federal Oil Gresini M		ITA	
Runs=1	Total laps=23	Full laps=21					
1	1'52.872	34.471	15.430	31.161	31.810	247.1	
2	1'43.460	25.815	15.185	30.753	31.707	247.7	
3	1'43.311	25.668	15.291	30.666	31.686	244.8	
4	1'43.497	25.634	15.265	30.901	31.697	248.2	
5	1'43.312	25.824	15.395	30.552	31.541	244.3	
6	1'43.194	25.682	15.322	30.586	31.604	245.4	
7	1'43.085	25.590	15.355	30.600	31.540	243.2	
8	1'43.701	25.934	15.634	30.503	31.630	242.6	
9	1'43.156	25.581	15.382	30.568	31.625	242.1	
10	1'42.985	25.547	15.372	30.620	31.446	242.6	
11	1'43.482	25.534	15.358	30.840	31.750	242.6	
12	1'43.482	25.756	15.371	30.828	31.527	244.3	
13	1'43.217	25.713	15.397	30.612	31.495	244.3	
14	1'43.148	25.718	15.390	30.537	31.503	243.7	
15	1'43.147 *	25.571*	15.390	30.593	31.585	244.3	
16	1'43.676	25.736	15.481	30.881	31.578	243.7	
17	1'43.672	25.917	15.429	30.696	31.630	243.7	
18	1'43.534	25.658	15.371	30.793	31.712	244.8	
19	1'43.901	25.900	15.469	30.749	31.783	243.7	
20	1'44.085	25.937	15.500	30.796	31.852	244.3	
21	1'44.367	25.958	15.521	31.057	31.831	243.7	
22	1'43.609	25.735	15.484	30.748	31.642	242.6	
23	1'43.636	25.745	15.409	30.729	31.753	243.7	

15th 24		Simone CORSI		MV Agusta Forward R		ITA	
Runs=1	Total laps=23	Full laps=22					
1	1'53.667	34.826	15.511	31.222	32.108	244.3	
2	1'44.027	25.839	15.409	31.042	31.737	243.7	
3	1'43.932	25.786	15.439	30.919	31.788	246.0	
4	1'43.649	25.868	15.400	30.704	31.677	243.7	
5	1'43.916	26.117	15.544	30.614	31.641	242.1	
6	1'43.678	25.717	15.410	30.856	31.695	243.7	

16th 57		Edgar PONS		Federal Oil Gresini M		SPA	
Runs=1	Total laps=23	Full laps=22					
1	1'52.818	33.984	15.461	31.149	32.224	244.3	
2	1'44.017	26.332	15.407	30.560	31.718	243.7	
3	1'43.641	25.954	15.388	30.545	31.754	243.2	
4	1'43.634	25.813	15.559	30.532	31.730	242.1	
5	1'43.289	25.692	15.481	30.425	31.691	243.2	
6	1'43.318	25.674	15.474	30.473	31.697	242.1	
7	1'43.808	25.717	15.574	30.884	31.633	243.2	
8	1'43.525	25.771	15.478	30.517	31.759	243.7	
9	1'43.288	25.620	15.449	30.479	31.740	244.3	
10	1'43.592	25.614	15.496	30.677	31.805	243.2	
11	1'43.789	25.668	15.478	30.844	31.799	242.1	
12	1'43.572	25.659	15.558	30.621	31.734	242.1	
13	1'43.885	25.985	15.535	30.671	31.694	241.6	
14	1'43.714	25.637	15.507	30.562	32.008	242.6	
15	1'43.810	25.931	15.346	30.770	31.763	243.2	
16	1'43.566	25.679	15.390	30.735	31.762	244.3	
17	1'43.746	25.762	15.410	30.674	31.900	244.3	
18	1'43.424	25.660	15.421	30.632	31.711	243.7	
19	1'43.221	25.619	15.373	30.554	31.675	243.7	
20	1'44.866	25.694	15.364	31.772	32.036	245.4	
21	1'44.652	25.802	15.508	31.448	31.894	243.7	
22	1'44.223	25.848	15.579	30.902	31.894	242.6	
23	1'44.465	26.021	15.463	30.861	32.120	243.2	

17th 16		Joe ROBERTS		Tennor American Raci		USA	
Runs=1	Total laps=23	Full laps=21					
1	1'52.353	33.860	15.416	31.186	31.891	246.0	
2	1'44.320	25.792	15.398	30.912	32.218	244.8	
3	1'44.482	26.467	15.384	30.837	31.794	244.8	
4	1'43.895	25.847	15.383	30.892	31.773	243.2	
5	1'43.897	25.787	15.491	30.744	31.875	247.1	
6	1'44.282	25.825	15.414	31.172	31.871	243.2	
7	1'43.691	25.825	15.405	30.710	31.751	244.8	
8	1'43.410	25.756	15.372	30.571	31.711	245.4	
9	1'43.791	25.843	15.434	30.753	31.761	245.4	
10	1'43.857	25.919	15.382	30.861	31.695	244.3	

Fastest Lap: Tetsuta NAGASHIMA Red Bull KTM Ajo JPN 1'41.995 25.278 15.320 30.203 31.194

These data/results cannot be reproduced, stored and/or transmitted in whole or in part by any manner of electronic, mechanical, photocopying, recording, broadcasting or otherwise now known or herein after developed without the previous express consent by the copyright owner, except for reproduction in daily press and regular printed publications on sale to the public within 60 days of the event related to those data/results and always provided that copyright symbol appears together as follows below.
© DORNA, 2020



Race

Moto2

Lap	Lap Time	T1	T2	T3	T4	Speed	Lap	Lap Time	T1	T2	T3	T4	Speed
11	1'44.157	25.928	15.442	30.931	31.856	242.6	15	1'43.988	25.866	15.402	30.845	31.875	245.4
12	1'43.759	25.807	15.437	30.760	31.755	242.6	16	1'44.297	25.860	15.515	30.910	32.012	244.8
13	1'43.948	25.876	15.459	30.819	31.794	243.2	17	1'44.167	25.837	15.514	30.868	31.948	246.0
14	1'43.651	25.716	15.440	30.647	31.848	243.7	18	1'43.877	25.867	15.480	30.820	31.710	245.4
15	1'43.574	25.731	15.419	30.673	31.751	243.2	19	1'44.087	25.786	15.488	30.873	31.940	247.1
16	1'43.799	25.780	15.469	30.727	31.823	244.3	20	1'44.498	25.900	15.488	31.061	32.049	245.4
17	1'43.928	25.867	15.498	30.760	31.803	243.7	21	1'44.868	25.998	15.616	31.203	32.051	243.7
18	1'43.626	25.812	15.385	30.741	31.688	244.8	22	1'43.959	25.834	15.461	30.872	31.792	246.0
19	1'43.873	25.919	15.489	30.782	31.683	244.3	23	1'43.997	25.765	15.453	30.858	31.921	246.0
20	1'43.819	25.898	15.424	30.764	31.733	246.5							
21	1'43.928	25.918	15.469	30.821	31.720	245.4							
22	1'43.454 *	25.75*	15.404	30.687	31.608	245.4							
23	1'43.754	25.850	15.374	30.761	31.769	246.0							

18th 96 Jake DIXON		Petronas Sprinta Raci GBR												
		Runs=1	Total laps=23	Full laps=21										
1	1'51.391	33.400	15.313	30.922	31.756	248.2								
2	1'43.993	25.599	15.590	31.168	31.636	247.1								
3	1'43.664	25.815	15.398	30.707	31.744	245.4								
4	1'46.153	25.889	15.468	30.874	33.922	244.3								
5	1'46.184	26.031	15.808	30.915	33.430	242.6								
6	1'44.117	25.852	15.583	30.843	31.839	242.1								
7	1'43.988	25.783	15.549	30.754	31.902	244.8								
8	1'43.997	25.710	15.466	30.772	32.049	244.3								
9	1'43.990	25.724	15.572	30.743	31.951	243.2								
10	1'43.917	25.812	15.538	30.829	31.738	242.6								
11	1'44.432	25.979	15.527	30.867	32.059	241.6								
12	1'44.187	25.975	15.539	30.794	31.879	242.1								
13	1'43.633	25.701	15.605	30.608	31.719	240.0								
14	1'43.418	25.467	15.490	30.561	31.900	243.7								
15	1'43.251 *	25.58*	15.442	30.557	31.666	243.7								
16	1'43.561	25.583	15.484	30.752	31.742	243.7								
17	1'43.467	25.711	15.478	30.597	31.681	244.3								
18	1'43.716	25.722	15.604	30.598	31.792	245.4								
19	1'43.831	25.711	15.502	30.906	31.712	245.4								
20	1'43.631	25.750	15.537	30.607	31.737	245.4								
21	1'43.780	25.710	15.592	30.716	31.762	245.4								
22	1'43.732	25.724	15.499	30.734	31.775	244.8								
23	1'43.696	25.679	15.497	30.685	31.835	246.0								

19th 19 Lorenzo DALLA PO		Italtrans Racing Team ITA												
		Runs=1	Total laps=23	Full laps=22										
1	1'54.789	35.564	15.577	31.653	31.995	247.7								
2	1'44.681	26.305	15.501	30.916	31.959	245.4								
3	1'44.704	26.044	15.515	30.998	32.147	247.7								
4	1'43.909	25.835	15.553	30.815	31.706	245.4								
5	1'44.049	25.896	15.459	30.790	31.904	245.4								
6	1'44.087	25.809	15.480	30.920	31.878	246.5								
7	1'44.045	25.907	15.492	30.825	31.821	246.0								
8	1'44.140	25.845	15.463	30.769	32.063	247.7								
9	1'43.712	25.849	15.432	30.712	31.719	246.5								
10	1'44.138	25.877	15.453	31.089	31.719	246.0								
11	1'44.493	25.851	15.522	31.114	32.006	244.3								
12	1'44.055	25.941	15.477	30.902	31.735	245.4								
13	1'44.045	25.918	15.493	30.906	31.728	244.8								
14	1'44.411	25.905	15.526	30.920	32.060	246.0								

20th 27 Andi Farid IZDIHAR		IDEMITSU Honda Te INA												
		Runs=1	Total laps=23	Full laps=22										
1	1'54.632	35.403	15.599	31.484	32.146	248.2								
2	1'44.699	26.064	15.653	30.947	32.035	244.8								
3	1'44.501	26.088	15.539	30.903	31.971	245.4								
4	1'43.969	25.864	15.584	30.709	31.812	244.3								
5	1'44.167	25.939	15.530	30.744	31.954	244.3								
6	1'44.136	25.802	15.468	30.870	31.996	245.4								
7	1'44.028	25.751	15.471	30.808	31.998	245.4								
8	1'44.054	25.783	15.519	30.664	32.088	245.4								
9	1'43.728	25.763	15.538	30.581	31.846	244.8								
10	1'44.603	25.778	15.409	31.549	31.867	246.0								
11	1'43.991	25.725	15.471	30.819	31.976	246.5								
12	1'43.779	25.729	15.425	30.747	31.878	244.3								
13	1'44.000	25.960	15.506	30.702	31.832	243.7								
14	1'44.306	25.744	15.467	30.625	32.470	246.0								
15	1'44.490	25.984	15.460	30.877	32.169	243.7								
16	1'44.275	25.818	15.536	30.778	32.143	244.3								
17	1'44.160	25.824	15.565	30.834	31.937	244.8								
18	1'43.837	25.690	15.529	30.638	31.980	245.4								
19	1'44.401	25.838	15.545	30.739	32.279	246.5								
20	1'44.533	25.909	15.512	30.696	32.416	247.7								
21	1'44.538	25.977	15.659	30.847	32.055	247.1								
22	1'43.975	25.823	15.524	30.634	31.994	244.8								
23	1'44.384	25.796	15.500	30.752	32.336	244.3								

21st 2 Jesko RAFFIN		NTS RW Racing GP SWI												
		Runs=1	Total laps=23	Full laps=22										
1	1'55.183	35.200	15.464	32.275	32.244	244.3								
2	1'45.378	26.340	15.560	31.105	32.373	242.6								
3	1'45.326	26.083	15.650	31.240	32.353	242.1								
4	1'44.385	25.798	15.585	30.970	32.032	242.6								
5	1'44.448	25.887	15.579	31.024	31.958	239.4								
6	1'44.745	25.979	15.634	31.132	32.000	240.0								
7	1'44.787	25.979	15.630	31.060	32.118	240.5								
8	1'44.611	25.974	15.555	30.930	32.152	241.0								
9	1'45.346	26.487	15.619	31.034	32.206	240.0								
10	1'44.826	25.913	15.634	31.212	32.067	237.3								
11	1'45.570	26.688	15.655	31.132	32.095	239.4								
12	1'44.980	26.120	15.593	31.204	32.063	240.5								
13	1'44.815	25.940	15.661	31.106	32.108	240.0								
14	1'44.722	25.949	15.557	31.105	32.111	241.0								
15	1'44.781	25.983	15.534	31.106	32.158	240.5								
16	1'44.974	26.012	15.617	31.287	32.058	240.5								
17	1'44.807	25.969	15.603	31.168	32.067	239.4								
18	1'44.937	25.967	15.517	31.172	32.281	241.6								

Fastest Lap: Tetsuta NAGASHIMA Red Bull KTM Ajo JPN 1'41.995 25.278 15.320 30.203 31.194

These data/results cannot be reproduced, stored and/or transmitted in whole or in part by any manner of electronic, mechanical, photocopying, recording, broadcasting or otherwise now known or herein after developed without the previous express consent by the copyright owner, except for reproduction in daily press and regular printed publications on sale to the public within 60 days of the event related to those data/results and always provided that copyright symbol appears together as follows below.
© DORNA, 2020

Race

Moto2

Lap	Lap Time	T1	T2	T3	T4	Speed	Lap	Lap Time	T1	T2	T3	T4	Speed						
19	1'45.173	26.134	15.582	31.411	32.046	241.6	24th 12 Thomas LUTHI Liqui Moly Intact GP SWI Runs=1 Total laps=21 Full laps=19	1	1'51.637	33.488	15.378	31.036	31.735	246.5					
20	1'45.275	26.167	15.580	31.216	32.312	241.0		2	1'42.976	25.489	15.289	30.722	31.476	243.2					
21	1'45.851	26.094	15.624	31.444	32.689	240.0		3	1'43.170	25.465	15.221	30.697	31.787	246.0					
22	1'45.461	26.188	15.634	31.375	32.264	240.0		4	1'42.978	25.579	15.326	30.558	31.515	246.0					
23	1'45.800	26.178	15.594	31.325	32.703	240.5		5	1'42.822	25.532	15.339	30.545	31.406	248.2					
22nd 99 Kasma DANIEL Onexox TKKR SAG T MAL Runs=1 Total laps=23 Full laps=22								6	1'43.151	25.506	15.316	30.605	31.724	242.1					
1	1'54.689	35.010	15.482	31.721	32.476	247.1		7	1'43.048	25.611	15.279	30.553	31.605	246.5					
2	1'45.679	26.587	15.626	31.137	32.329	246.5		8	1'43.091	25.666	15.294	30.523	31.608	247.1					
3	1'45.059	26.181	15.565	31.234	32.079	244.8		9	1'43.196	25.774	15.393	30.481	31.548	246.0					
4	1'45.114	26.084	15.586	31.315	32.129	244.8		10	1'43.560	25.613	15.301	31.008	31.638	246.0					
5	1'45.044	26.146	15.617	31.088	32.193	244.8		11	1'43.153	25.596	15.373	30.512	31.672	243.2					
6	1'45.246	26.111	15.534	31.153	32.448	243.7		12	1'43.555	25.639	15.324	30.556	32.036	243.2					
7	1'46.359	26.048	15.608	31.597	33.106	243.7		13	1'43.719	25.722	15.339	30.786	31.872	246.0					
8	1'45.384	26.183	15.633	31.099	32.469	245.4		14	1'42.832	25.551	15.350	30.480	31.451	243.7					
9	1'45.547	26.227	15.697	31.230	32.393	243.7		15	1'42.750	25.588	15.304	30.441	31.417	244.3					
10	1'45.469	26.161	15.707	31.252	32.349	241.6		16	1'42.970	25.540	15.320	30.678	31.432	246.5					
11	1'45.602	26.161	15.733	31.400	32.308	242.1		17	1'43.423	25.754	15.409	30.731	31.529	245.4					
12	1'45.407	26.078	15.671	31.299	32.359	243.2		18	1'43.262	25.620	15.341	30.670	31.631	247.7					
13	1'45.293	26.092	15.620	31.297	32.284	242.6		19	1'43.429	25.734	15.361	30.684	31.650	247.7					
14	1'45.073	26.042	15.572	31.178	32.281	243.7		20	1'43.842	25.729	15.348	30.955	31.810	248.2					
15	1'45.483	26.170	15.642	31.360	32.311	243.2		unfinished	25.774	15.426	31.324		246.0						
16	1'45.894	26.476	15.728	31.343	32.347	242.6	25th 21 Fabio DI GIANNANT HDR Heidrun Speed ITA Runs=1 Total laps=17 Full laps=15												
17	1'45.357	26.248	15.642	31.258	32.209	242.1	1	1'52.100	34.104	15.381	30.820	31.795	247.1						
18	1'45.105	26.101	15.592	31.233	32.179	244.3	2	1'42.891	25.474	15.283	30.661	31.473	246.5						
19	1'45.009	26.038	15.544	31.334	32.093	244.3	3	1'43.010	25.442	15.254	30.447	31.867	243.7						
20	1'45.000	26.107	15.573	31.205	32.115	245.4	4	1'43.114	25.670	15.346	30.508	31.590	246.5						
21	1'45.299	26.091	15.650	31.248	32.310	241.6	5	1'43.000	25.546	15.279	30.581	31.594	244.8						
22	1'45.321	26.114	15.650	31.331	32.226	243.2	6	1'42.842	25.478	15.320	30.436	31.608	243.2						
23	1'45.319	26.083	15.574	31.270	32.392	243.2	7	1'43.603	25.876	15.353	30.735	31.639	244.3						
23rd 42 Marcos RAMIREZ Tennox American Raci SPA Runs=1 Total laps=22 Full laps=18							8	1'43.280	25.819	15.410	30.373	31.678	247.1						
1	1'53.753	34.766	15.347	31.343	32.297	249.4	9	1'42.897	25.483	15.358	30.552	31.504	243.7						
2	1'43.844	25.929	15.296	30.808	31.811	249.4	10	1'43.032	25.510	15.305	30.604	31.613	244.8						
3	1'43.919	25.807	15.366	30.947	31.799	249.4	11	1'43.262	25.654	15.393	30.511	31.704	244.8						
4	1'43.680	25.760	15.269	30.878	31.773	250.0	12	1'43.256	25.638	15.374	30.548	31.696	243.7						
5	1'43.211	25.721	15.315	30.535	31.640	247.1	13	1'43.738	25.529	15.338	31.014	31.857	242.6						
6	3'38.670 *	25.480	15.385	24.743	33.062*	248.8	14	1'43.281	25.833	15.344	30.451	31.653	242.6						
7	1'44.492	25.880	15.485	30.882	32.245	243.7	15	1'43.945	25.909	15.569	30.779	31.688	242.6						
8	1'43.967	25.758	15.472	30.769	31.968	243.2	16	1'43.910	25.726	15.394	30.983	31.807	244.3						
9	1'43.831	25.758	15.461	30.755	31.857	243.2	PIT	27.430	17.227	31.129	28.850	236.8							
10	1'44.022	25.824	15.482	30.664	32.052	242.1	26th 23 Marcel SCHROTTE Liqui Moly Intact GP GER Runs=1 Total laps=8 Full laps=5												
11	1'43.864	25.663	15.492	30.758	31.951	242.1	1	1'49.572	32.331	15.266	30.459	31.516	243.7						
12	1'43.932	25.759	15.471	30.735	31.967	243.2	2	1'43.299	25.596	15.259	30.955	31.489	244.3						
13	1'44.416 *	25.54*	15.771	30.937	32.165	240.5	3	1'42.520	25.448	15.317	30.243	31.512	246.0						
14	1'43.468	25.588	15.414	30.624	31.842	244.3	4	1'42.463	25.371	15.364	30.267	31.461	242.6						
15	1'43.654	25.669	15.482	30.640	31.863	243.2	5	1'42.624	25.434	15.362	30.426	31.402	242.6						
16	1'43.654	25.563	15.498	30.818	31.775	243.2	6	1'42.777 *	25.48*	15.518	30.330	31.442	242.6						
17	1'43.207	25.462	15.417	30.591	31.737	243.7	7	1'42.724	25.562	15.405	30.379	31.378	243.2						
18	1'43.407	25.604	15.378	30.623	31.802	246.0	unfinished	25.407	15.353	30.297		243.2							
19	1'43.560	25.614	15.363	30.757	31.826	247.1	Fastest Lap: Tetsuta NAGASHIMA Red Bull KTM Ajo JPN 1'41.995 25.278 15.320 30.203 31.194												
20	1'43.403 *	25.53*	15.421	30.677	31.768	246.0													
21	1'43.672	25.732	15.447	30.800	31.693	245.4													
22	1'43.807	25.609	15.366	30.737	32.095	247.1													

These data/results cannot be reproduced, stored and/or transmitted in whole or in part by any manner of electronic, mechanical, photocopying, recording, broadcasting or otherwise now known or herein after developed without the previous express consent by the copyright owner, except for reproduction in daily press and regular printed publications on sale to the public within 60 days of the event related to those data/results and always provided that copyright symbol appears together as follows below.
© DORNA, 2020

Race

Moto2

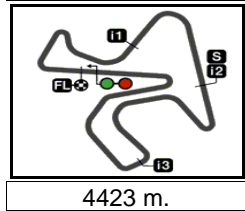
Lap	Lap Time	T1	T2	T3	T4	Speed	Lap	Lap Time	T1	T2	T3	T4	Speed
27th	72	Marco BEZZECCHI SKY Racing Team VR ITA											
		Runs=1		Total laps=7			Full laps=4						
1	1'49.896	32.595	15.108	30.782	31.411	251.1							
2	1'42.458	25.468	15.176	30.493	31.321	249.4							
3	1'42.080 *	25.54*	15.120	30.141	31.279	246.5							
4	1'42.351	25.464	15.195	30.317	31.375	248.8							
5	1'42.657	25.558	15.241	30.499	31.359	248.8							
6	1'42.249	25.407	15.256	30.238	31.348	246.0							
	unfinished	25.443	15.186	30.257		249.4							

28th	64	Bo BENDSNEYDER NTS RW Racing GP NED											
		Runs=1		Total laps=7			Full laps=5						
1	1'54.048	35.310	15.479	31.082	32.177	247.1							
2	1'44.057	25.859	15.292	30.933	31.973	245.4							
3	1'43.899	25.734	15.386	30.887	31.892	244.3							
4	1'44.078	25.851	15.443	30.749	32.035	243.2							
5	1'44.483	25.800	15.775	30.981	31.927	236.3							
6	1'44.113	25.839	15.585	30.772	31.917	241.0							
	unfinished	25.820	15.509	31.142		241.6							

29th	35	Somkiat CHANTRA IDEMITSU Honda Te THA											
		Runs=1		Total laps=6			Full laps=4						
1	1'53.123	34.622	15.354	31.248	31.899	249.4							
2	1'44.298	26.246	15.283	30.735	32.034	246.5							
3	1'43.994	25.933	15.296	30.866	31.899	246.5							
4	1'43.467	25.753	15.334	30.543	31.837	246.5							
5	1'43.317	25.593	15.352	30.539	31.833	244.8							
	unfinished	25.589	15.441			245.4							

Fastest Lap: Tetsuta NAGASHIMA Red Bull KTM Ajo JPN **1'41.995** 25.278 15.320 30.203 31.194

These data/results cannot be reproduced, stored and/or transmitted in whole or in part by any manner of electronic, mechanical, photocopying, recording, broadcasting or otherwise now known or herein after developed without the previous express consent by the copyright owner, except for reproduction in daily press and regular printed publications on sale to the public within 60 days of the event related to those data/results and always provided that copyright symbol appears together as follows below.
© DORNA, 2020



GRAN PREMIO RED BULL DE ESPAÑA

Race

Analysis by Lap

35

4423 m.

Num	Lap	Time	Gap
Lap 1			
88	1	1'48.800	
44	1	1'48.958	0.158
10	1	1'49.000	0.200
23	1	1'49.572	0.772
22	1	1'49.582	0.782
45	1	1'49.584	0.784
72	1	1'49.896	1.096
87	1	1'50.266	1.466
97	1	1'50.662	1.862
33	1	1'50.727	1.927
55	1	1'50.866	2.066
7	1	1'51.000	2.200
96	1	1'51.391	2.591
12	1	1'51.637	2.837
40	1	1'51.750	2.950
21	1	1'52.100	3.300
16	1	1'52.353	3.553
62	1	1'52.556	3.756
37	1	1'52.631	3.831
57	1	1'52.818	4.018
11	1	1'52.872	4.072
35	1	1'53.123	4.323
24	1	1'53.667	4.867
42	1	1'53.753	4.953
64	1	1'54.048	5.248
27	1	1'54.632	5.832
99	1	1'54.689	5.889
19	1	1'54.789	5.989
2	1	1'55.183	6.383
Lap 2			
88	2	1'42.390	
10	2	1'42.378	0.188
44	2	1'42.582	0.350
45	2	1'42.202	0.596
22	2	1'42.744	1.136
72	2	1'42.458	1.164
23	2	1'43.299	1.681
87	2	1'42.797	1.873
97	2	1'43.211	2.683
33	2	1'43.299	2.836
7	2	1'43.142	2.952
55	2	1'43.491	3.167
12	2	1'42.976	3.423
21	2	1'42.891	3.801
40	2	1'43.379	3.939
96	2	1'43.993	4.194
62	2	1'43.591	4.957
11	2	1'43.460	5.142
37	2	1'43.897	5.338
16	2	1'44.320	5.483
57	2	1'44.017	5.645
35	2	1'44.298	6.231
42	2	1'43.844	6.407
24	2	1'44.027	6.504
64	2	1'44.057	6.915
27	2	1'44.699	8.141
19	2	1'44.681	8.280
Lap 3			
88	3	1'42.528	
10	3	1'42.385	0.045
45	3	1'42.335	0.403
44	3	1'42.613	0.435
72	3	1'42.080	0.716
23	3	1'42.520	1.673
22	3	1'43.359	1.967
87	3	1'42.935	2.280
97	3	1'42.755	2.910
7	3	1'43.214	3.638
33	3	1'43.557	3.865
12	3	1'43.170	4.065
55	3	1'43.475	4.114
21	3	1'43.010	4.283
40	3	1'42.888	4.299
96	3	1'43.664	5.330
62	3	1'43.309	5.738
11	3	1'43.311	5.925
37	3	1'43.250	6.060
57	3	1'43.641	6.758
16	3	1'44.482	7.437
35	3	1'43.994	7.697
42	3	1'43.919	7.798
24	3	1'43.932	7.908
64	3	1'43.899	8.286
27	3	1'44.501	10.114
19	3	1'44.704	10.456
99	3	1'45.059	11.709
2	3	1'45.326	12.169
Lap 4			
10	4	1'42.336	
45	4	1'42.285	0.307
88	4	1'42.757	0.376
44	4	1'42.546	0.600
72	4	1'42.351	0.686
23	4	1'42.463	1.755
22	4	1'42.476	2.062
87	4	1'42.951	2.850
97	4	1'43.126	3.655
7	4	1'42.779	4.036
33	4	1'43.026	4.510
12	4	1'42.978	4.662
21	4	1'43.114	5.016
55	4	1'43.292	5.025
40	4	1'43.254	5.172
62	4	1'43.402	6.759
11	4	1'43.497	7.041
37	4	1'43.539	7.218
57	4	1'43.634	8.011
35	4	1'43.467	8.783
16	4	1'43.895	8.951
42	4	1'43.680	9.097
96	4	1'46.153	9.102
24	4	1'43.649	9.176
64	4	1'44.078	9.983
Lap 5			
10	5	1'42.209	
45	5	1'42.359	0.457
88	5	1'42.556	0.723
72	5	1'42.657	1.134
44	5	1'43.080	1.471
23	5	1'42.624	2.170
22	5	1'42.639	2.492
87	5	1'43.122	3.763
97	5	1'43.262	4.708
7	5	1'43.112	4.939
12	5	1'42.822	5.275
21	5	1'43.000	5.807
55	5	1'43.063	5.879
33	5	1'43.759	6.060
40	5	1'43.333	6.296
62	5	1'43.381	7.931
11	5	1'43.312	8.144
37	5	1'43.424	8.433
57	5	1'43.289	9.091
35	5	1'43.317	9.891
42	5	1'43.211	10.099
16	5	1'43.897	10.639
24	5	1'43.916	10.883
64	5	1'44.483	12.257
96	5	1'46.184	13.077
27	5	1'44.167	13.660
19	5	1'44.049	13.824
2	5	1'44.448	16.412
99	5	1'45.044	17.277
Lap 6			
10	6	1'42.172	
45	6	1'42.223	0.508
88	6	1'42.553	1.104
72	6	1'42.249	1.211
44	6	1'42.617	1.916
23	6	1'42.777	2.775
22	6	1'42.739	3.059
87	6	1'43.006	4.597
97	6	1'43.372	5.908
7	6	1'43.281	6.048
12	6	1'43.151	6.254
21	6	1'42.842	6.477
55	6	1'42.941	6.648
33	6	1'43.151	7.039
40	6	1'43.258	7.382
11	6	1'43.194	9.166
62	6	1'43.719	9.478
37	6	1'43.573	9.834
57	6	1'43.318	10.237
24	6	1'43.678	12.389
16	6	1'44.282	12.749
64	6	1'44.113	14.198
96	6	1'44.117	15.022
Lap 7			
10	7	1'42.341	
45	7	1'42.076	0.243
88	7	1'42.737	1.500
44	7	1'42.756	2.331
23	7	1'42.724	3.158
22	7	1'42.742	3.460
87	7	1'43.133	5.389
97	7	1'43.065	6.632
7	7	1'43.110	6.817
12	7	1'43.048	6.961
55	7	1'43.025	7.332
21	7	1'43.603	7.739
33	7	1'43.166	7.864
40	7	1'42.938	7.979
11	7	1'43.085	9.910
62	7	1'43.085	10.222
37	7	1'43.145	10.638
57	7	1'43.808	11.704
24	7	1'43.383	13.431
16	7	1'43.691	14.099
96	7	1'43.988	16.669
27	7	1'44.028	17.311
19	7	1'44.045	17.443
2	7	1'44.787	21.431
99	7	1'46.359	24.369
42	7	1'44.492	2'08.748
Lap 8			
10	8	1'42.211	
45	8	1'42.911	0.943
88	8	1'42.490	1.779
44	8	1'42.771	2.891
22	8	1'42.604	3.853
87	8	1'43.155	6.333
97	8	1'42.961	7.382
7	8	1'43.229	7.835
12	8	1'43.091	7.841
55	8	1'42.953	8.074
21	8	1'43.280	8.808
33	8	1'43.284	8.937
40	8	1'43.275	9.043
11	8	1'43.701	11.400
62	8	1'43.489	11.500
37	8	1'43.268	11.695
57	8	1'43.525	13.018
24	8	1'43.309	14.529
16	8	1'43.410	15.298
96	8	1'43.997	18.455
27	8	1'44.054	19.154
19	8	1'44.140	19.372
2	8	1'44.611	23.831
99	8	1'45.384	27.542
42	8	1'43.967	2'10.504
Lap 9			
10	9	1'42.297	
45	9	1'42.349	0.995
88	9	1'42.531	2.013
44	9	1'42.771	3.365
22	9	1'42.356	3.912
87	9	1'43.007	7.043
97	9	1'43.094	8.179
7	9	1'43.038	8.576
12	9	1'43.196	8.740
55	9	1'43.220	8.997
21	9	1'42.897	9.408
33	9	1'43.244	9.884
40	9	1'43.223	9.969
11	9	1'43.156	12.259
37	9	1'43.355	12.753
62	9	1'43.654	12.857
57	9	1'43.288	14.009
24	9	1'43.433	15.665
16	9	1'43.791	16.792
96	9	1'43.990	20.148
27	9	1'43.728	20.585
19	9	1'43.712	20.787
2	9	1'45.346	26.880
99	9	1'45.547	30.792
42	9	1'43.831	2'12.038
Lap 10			
10	10	1'42.304	
45	10	1'42.719	1.410
88	10	1'42.606	2.315
44	10	1'42.739	3.800
22	10	1'42.481	4.089
87	10	1'42.984	7.723
97	10	1'43.006	8.881
7	10	1'43.134	9.406
55	10	1'43.153	9.846
12	10	1'43.560	9.996
21	10		

Num Lap Time Gap

Table with 3 columns: Num, Lap Time, Gap. Rows 44-99. Includes a boxed '42' at the bottom.

Lap 12

Table with 3 columns: Num, Lap Time, Gap. Rows 10-42. Includes a boxed '42' at the bottom.

Lap 13

Table with 3 columns: Num, Lap Time, Gap. Rows 10-96.

Table with 3 columns: Num, Lap Time, Gap. Rows 27-42. Includes a boxed '42'.

Lap 14

Table with 3 columns: Num, Lap Time, Gap. Rows 10-42. Includes a boxed '42' at the bottom.

Lap 15

Table with 3 columns: Num, Lap Time, Gap. Rows 10-42. Includes a boxed '42' at the bottom.

Lap 16

Table with 3 columns: Num, Lap Time, Gap. Rows 10-96.

Table with 3 columns: Num, Lap Time, Gap. Rows 12-99. Includes a boxed '42' at the bottom.

Lap 17

Table with 3 columns: Num, Lap Time, Gap. Rows 10-42. Includes a boxed '42' at the bottom.

Lap 18

Table with 3 columns: Num, Lap Time, Gap. Rows 10-42. Includes a boxed '42' at the bottom.

Lap 19

Table with 3 columns: Num, Lap Time, Gap. Rows 10-96.

Table with 3 columns: Num, Lap Time, Gap. Rows 10-99. Includes a boxed '42' at the bottom.

Lap 20

Table with 3 columns: Num, Lap Time, Gap. Rows 10-42. Includes a boxed '42' at the bottom.

Lap 21

Table with 3 columns: Num, Lap Time, Gap. Rows 10-96.

Table with 3 columns: Num, Lap Time, Gap. Rows 27-99. Includes a boxed '42'.

Lap 22

Table with 3 columns: Num, Lap Time, Gap. Rows 10-42. Includes a boxed '42' at the bottom.

Lap 23

Table with 3 columns: Num, Lap Time, Gap. Rows 10-99.

☐ Lapped rider

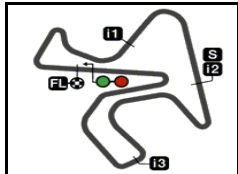
These data/results cannot be reproduced, stored and/or transmitted in whole or in part by any manner of electronic, mechanical, photocopying, recording, broadcasting or otherwise now known or herein after developed without the previous express consent by the copyright owner, except for reproduction in daily press and regular printed publications on sale to the public within 60 days of the event related to those data/results and always provided that copyright symbol appears together as follows below.

© DORNA, 2020

Official MotoGP Timing by TISSOT www.motogp.com

Jerez de la Frontera, Sunday, July 19, 2020 Page 2 of 2





4423 m.

GRAN PREMIO RED BULL DE ESPAÑA

2020 Rookie of the Year Classification

Moto2™

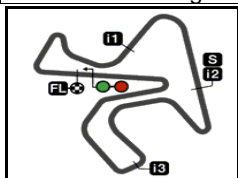
36

Rider	<i>Nation</i>	<i>Points</i>	<i>Leader Previous</i>	QAT	SPA	<i>ANC</i>	<i>CZE</i>	<i>AUT</i>	<i>STY</i>	<i>RSM</i>	<i>EMI</i>	<i>CAT</i>	<i>FRA</i>	<i>ARA</i>	<i>TER</i>	<i>EUR</i>	<i>VAL</i>
1 CANET Aron	SPA	19		8	11												
2 GARZO Hector	SPA	4	15	15	-	4											

These data/results cannot be reproduced, stored and/or transmitted in whole or in part by any manner of electronic, mechanical, photocopying, recording, broadcasting or otherwise now known or herein after developed without the previous express consent by the copyright owner, except for reproduction in daily press and regular printed publications on sale to the public within 60 days of the event related to those data/results and always provided that copyright symbol appears together as follows below.

© DORNA, 2020





4423 m.

2020 Riders Performance

(Qualifying Position - Starting Position - Race Position)

37

Rider	Points	QAT	SPA	ANC	CZE	AUT	STY	RSM	EMI	CAT	FRA	ARA	TER	EUR	VAL					
1 NAGASHIMA Tetsuta	45	14	8																	
		14-1	8-2	-	-	-	-	-	-	-	-	-	-	-	-	-	-	-	-	-
2 BALDASSARRI Lorenzo	28	9	10																	
		9-2	10-8	-	-	-	-	-	-	-	-	-	-	-	-	-	-	-	-	-
3 MARINI Luca	25	2	4																	
		2-NC	4-1	-	-	-	-	-	-	-	-	-	-	-	-	-	-	-	-	-
4 BASTIANINI Enea	23	3	11																	
		3-3	11-9	-	-	-	-	-	-	-	-	-	-	-	-	-	-	-	-	-
5 GARDNER Remy	20	6	12																	
		6-5	12-7	-	-	-	-	-	-	-	-	-	-	-	-	-	-	-	-	-
6 CANET Aron	19	16	6																	
		16-8	6-5	-	-	-	-	-	-	-	-	-	-	-	-	-	-	-	-	-
7 MARTIN Jorge	16	8	1																	
		8-20	1-3	-	-	-	-	-	-	-	-	-	-	-	-	-	-	-	-	-
8 ROBERTS Joe	13	1	16																	
		1-4	16-17	-	-	-	-	-	-	-	-	-	-	-	-	-	-	-	-	-
9 LOWES Sam	13		3																	
		-	3-4	-	-	-	-	-	-	-	-	-	-	-	-	-	-	-	-	-
10 VIERGE Xavi	13	10	9																	
		10-9	9-10	-	-	-	-	-	-	-	-	-	-	-	-	-	-	-	-	-
11 SYAHRIN Hafizh	10	25	15																	
		25-19	15-6	-	-	-	-	-	-	-	-	-	-	-	-	-	-	-	-	-
12 NAVARRO Jorge	10	4	2																	
		4-6	2-NL	-	-	-	-	-	-	-	-	-	-	-	-	-	-	-	-	-
13 SCHROTTER Marcel	9	13	7																	
		13-7	7-NC	-	-	-	-	-	-	-	-	-	-	-	-	-	-	-	-	-

NC=Not classified NL=Not finished first lap NP=Not started race re-start N2=Not finished first lap race re-start EX=Excluded NS=Not Started DS=Disqualified

These data/results cannot be reproduced, stored and/or transmitted in whole or in part by any manner of electronic, mechanical, photocopying, recording, broadcasting or otherwise now known or herein after developed without the previous express consent by the copyright owner, except for reproduction in daily press and regular printed publications on sale to the public within 60 days of the event related to those data/results and always provided that copyright symbol appears together as follows below.
© DORNA, 2020

Official MotoGP Timing by **TISSOT**
www.motogp.com



	Rider	Points	QAT	SPA	ANC	CZE	AUT	STY	RSM	EMI	CAT	FRA	ARA	TER	EUR	VAL				
14	LUTHI Thomas	6	18	19																
			18-10	19-NC	-	-	-	-	-	-	-	-	-	-	-	-	-	-	-	-
15	MANZI Stefano	6	21	23																
			21-15	23-11	-	-	-	-	-	-	-	-	-	-	-	-	-	-	-	-
16	BENDSNEYDER Bo	5	5	22																
			5-11	22-NC	-	-	-	-	-	-	-	-	-	-	-	-	-	-	-	-
17	GARZO Hector	4	23	14																
			23-17	14-12	-	-	-	-	-	-	-	-	-	-	-	-	-	-	-	-
18	BEZZECCHI Marco	4	7	5																
			7-12	5-NC	-	-	-	-	-	-	-	-	-	-	-	-	-	-	-	-
19	DI GIANNANTONIO Fabio	3	11	18																
			11-13	18-NC	-	-	-	-	-	-	-	-	-	-	-	-	-	-	-	-
20	FERNANDEZ Augusto	3	12	24																
			12-NC	24-13	-	-	-	-	-	-	-	-	-	-	-	-	-	-	-	-
21	BULEGA Nicolo	2	15	20																
			15-18	20-14	-	-	-	-	-	-	-	-	-	-	-	-	-	-	-	-
22	DIXON Jake	2	20	17																
			20-14	17-18	-	-	-	-	-	-	-	-	-	-	-	-	-	-	-	-
23	CORSI Simone	1	28	21																
			28-21	21-15	-	-	-	-	-	-	-	-	-	-	-	-	-	-	-	-
24	PONS Edgar	0	17	13																
			17-16	13-16	-	-	-	-	-	-	-	-	-	-	-	-	-	-	-	-
25	DALLA PORTA Lorenzo	0	27	27																
			27-24	27-19	-	-	-	-	-	-	-	-	-	-	-	-	-	-	-	-
26	IZDIHAR Andi Farid	0	26	28																
			26-22	28-20	-	-	-	-	-	-	-	-	-	-	-	-	-	-	-	-
27	RAFFIN Jesko	0	22	29																
			22-23	29-21	-	-	-	-	-	-	-	-	-	-	-	-	-	-	-	-
28	DANIEL Kasma	0	29	30																
			29-NC	30-22	-	-	-	-	-	-	-	-	-	-	-	-	-	-	-	-
29	RAMIREZ Marcos	0	24	25																
			24-NC	25-23	-	-	-	-	-	-	-	-	-	-	-	-	-	-	-	-

NC=Not classified NL=Not finished first lap NP=Not started race re-start N2=Not finished first lap race re-start EX=Excluded NS=Not Started DS=Disqualified

These data/results cannot be reproduced, stored and/or transmitted in whole or in part by any manner of electronic, mechanical, photocopying, recording, broadcasting or otherwise now known or herein after developed without the previous express consent by the copyright owner, except for reproduction in daily press and regular printed publications on sale to the public within 60 days of the event related to those data/results and always provided that copyright symbol appears together as follows below.
© DORNA, 2020

Official MotoGP Timing by TISSOT
www.motogp.com

Jerez de la Frontera, Sunday, July 19, 2020



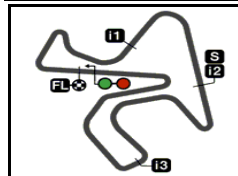
	Rider	Points	QAT	SPA	ANC	CZE	AUT	STY	RSM	EMI	CAT	FRA	ARA	TER	EUR	VAL					
30	CHANTRA Somkiat	0	19	26																	
			19-25	26-NC	-	-	-	-	-	-	-	-	-	-	-	-	-	-	-	-	-

NC=Not classified NL=Not finished first lap NP=Not started race re-start N2=Not finished first lap race re-start EX=Excluded NS=Not Started DS=Disqualified

These data/results cannot be reproduced, stored and/or transmitted in whole or in part by any manner of electronic, mechanical, photocopying, recording, broadcasting or otherwise now known or herein after developed without the previous express consent by the copyright owner, except for reproduction in daily press and regular printed publications on sale to the public within 60 days of the event related to those data/results and always provided that copyright symbol appears together as follows below.
© DORNA, 2020

Official MotoGP Timing by TISSOT
www.motogp.com





4423 m.

GRAN PREMIO RED BULL DE ESPAÑA

Race

Top Speed & Average

Rider	Nation	Motorcycle	Top 5 speeds					Average	Top
72 Marco BEZZECCHI	ITA	KALEX	251.1	249.4	249.4	248.8	248.8	249.5	251.1
33 Enea BASTIANINI	ITA	KALEX	250.0	249.4	248.8	248.2	248.2	248.9	250.0
42 Marcos RAMIREZ	SPA	KALEX	250.0	249.4	249.4	249.4	248.8	249.4	250.0
35 Somkiat CHANTRA	THA	KALEX	249.4	246.5	246.5	246.5	245.4	246.9	249.4
97 Xavi VIERGE	SPA	KALEX	249.4	249.4	249.4	248.8	248.8	249.1	249.4
40 Hector GARZO	SPA	KALEX	248.8	247.1	247.1	247.1	247.1	247.4	248.8
55 Hafizh SYAHRIN	MAL	SPEED UP	248.8	247.7	247.1	247.1	247.1	247.6	248.8
11 Nicolo BULEGA	ITA	KALEX	248.2	247.7	247.1	245.4	244.8	246.3	248.2
12 Thomas LUTHI	SWI	KALEX	248.2	248.2	247.7	247.7	247.1	247.8	248.2
27 Andi Farid IZDIHAR	INA	KALEX	248.2	247.7	247.1	246.5	246.5	247.2	248.2
37 Augusto FERNANDEZ	SPA	KALEX	248.2	247.1	247.1	247.1	247.1	247.3	248.2
96 Jake DIXON	GBR	KALEX	248.2	247.1	246.0	245.4	245.4	246.0	248.2
19 Lorenzo DALLA PORTA	ITA	KALEX	247.7	247.7	247.7	247.1	246.5	247.2	247.7
62 Stefano MANZI	ITA	MV AGUSTA	247.7	247.1	246.5	246.0	246.0	246.6	247.7
88 Jorge MARTIN	SPA	KALEX	247.7	247.7	247.7	247.7	247.1	247.5	247.7
7 Lorenzo BALDASSARRI	ITA	KALEX	247.1	247.1	247.1	246.5	246.5	246.9	247.1
16 Joe ROBERTS	USA	KALEX	247.1	246.5	246.0	246.0	245.4	245.9	247.1
21 Fabio DI GIANNANTONIO	ITA	SPEED UP	247.1	247.1	246.5	246.5	244.8	245.9	247.1
22 Sam LOWES	GBR	KALEX	247.1	246.5	246.0	246.0	245.4	246.0	247.1
45 Tetsuta NAGASHIMA	JPN	KALEX	247.1	247.1	246.5	245.4	245.4	246.3	247.1
64 Bo BENDSNEYDER	NED	NTS	247.1	245.4	244.3	243.2	241.6	244.3	247.1
99 Kasma DANIEL	MAL	KALEX	247.1	246.5	245.4	245.4	244.8	245.5	247.1
10 Luca MARINI	ITA	KALEX	246.5	246.0	246.0	246.0	245.4	245.8	246.5
23 Marcel SCHROTTER	GER	KALEX	246.0	244.3	243.7	243.2	243.2	244.1	246.0
24 Simone CORSI	ITA	MV AGUSTA	246.0	246.0	244.3	244.3	243.7	244.5	246.0
44 Aron CANET	SPA	SPEED UP	245.4	244.8	244.3	243.7	243.7	244.1	245.4
57 Edgar PONS	SPA	KALEX	245.4	244.3	244.3	244.3	244.3	244.5	245.4
87 Remy GARDNER	AUS	KALEX	245.4	244.8	244.3	244.3	244.3	244.6	245.4
2 Jesko RAFFIN	SWI	NTS	244.3	242.6	242.6	242.1	241.6	242.5	244.3

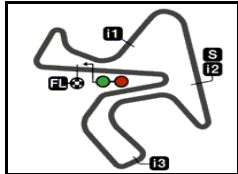
These data/results cannot be reproduced, stored and/or transmitted in whole or in part by any manner of electronic, mechanical, photocopying, recording, broadcasting or otherwise now known or herein after developed without the previous express consent by the copyright owner, except for reproduction in daily press and regular printed publications on sale to the public within 60 days of the event related to those data/results and always provided that copyright symbol appears together as follows below.

© DORNA, 2020

Official MotoGP Timing by TISSOT
www.motogp.com



Jerez de la Frontera, Sunday, July 19, 2020




4423 m.

GRAN PREMIO RED BULL DE ESPAÑA

Race

Fastest Laps Sequence

Lap	Race Time	 Rider	Nation	Motorcycle	Time	Km/h	Riders's Lap
2	3'31.190	88 Jorge MARTIN	SPA	KALEX	1'42.390	155.5	2
2	3'31.378	10 Luca MARINI	ITA	KALEX	1'42.378	155.5	2
2	3'31.786	45 Tetsuta NAGASHIMA	JPN	KALEX	1'42.202	155.7	2
6	10'20.480	10 Luca MARINI	ITA	KALEX	1'42.172	155.8	6
7	12'03.064	45 Tetsuta NAGASHIMA	JPN	KALEX	1'42.076	155.9	7
11	18'53.038	45 Tetsuta NAGASHIMA	JPN	KALEX	1'41.995	156.1	11

These data/results cannot be reproduced, stored and/or transmitted in whole or in part by any manner of electronic, mechanical, photocopying, recording, broadcasting or otherwise now known or herein after developed without the previous express consent by the copyright owner, except for reproduction in daily press and regular printed publications on sale to the public within 60 days of the event related to those data/results and always provided that copyright symbol appears together as follows below.

© DORNA, 2020

Official MotoGP Timing by TISSOT
www.motogp.com

Jerez de la Frontera, Sunday, July 19, 2020

