


4318 m.

## BMW M GRAND PRIX OF STYRIA

## Free Practice Nr. 1

## Classification

3

		Rider	Nation	Team	Motorcycle	Time	Lap Total	Gap	Top Speed
1	22	Sam LOWES	GBR	EG 0,0 Marc VDS	KALEX	<b>1'28.733</b>	13 20		<b>258.3</b>
2	87	Remy GARDNER	AUS	Onexox TKKR SAG Team	KALEX	<b>1'28.749</b>	14 19	0.016 0.016	<b>261.5</b>
3	88	Jorge MARTIN	SPA	Red Bull KTM Ajo	KALEX	<b>1'28.793</b>	11 18	0.060 0.044	<b>262.7</b>
4	11	Nicolò BULEGA	ITA	Federal Oil Gresini Moto2	KALEX	<b>1'28.814</b>	20 21	0.081 0.021	<b>263.4</b>
5	10	Luca MARINI	ITA	SKY Racing Team VR46	KALEX	<b>1'28.850</b>	21 21	0.117 0.036	<b>258.3</b>
6	37	Augusto FERNANDEZ	SPA	EG 0,0 Marc VDS	KALEX	<b>1'28.851</b>	19 21	0.118 0.001	<b>260.8</b>
7	72	Marco BEZZECCHI	ITA	SKY Racing Team VR46	KALEX	<b>1'28.870</b>	17 19	0.137 0.019	<b>263.4</b>
8	44	Aron CANET	SPA	Openbank Aspar Team	SPEED UP	<b>1'28.920</b>	17 19	0.187 0.050	<b>260.2</b>
9	33	Enea BASTIANINI	ITA	Italtrans Racing Team	KALEX	<b>1'29.051</b>	18 20	0.318 0.131	<b>261.5</b>
10	23	Marcel SCHROTTER	GER	Liqui Moly Intact GP	KALEX	<b>1'29.209</b>	19 21	0.476 0.158	<b>260.2</b>
11	42	Marcos RAMIREZ	SPA	Tennor American Racing	KALEX	<b>1'29.294</b>	19 21	0.561 0.085	<b>259.6</b>
12	12	Thomas LUTHI	SWI	Liqui Moly Intact GP	KALEX	<b>1'29.310</b>	8 14	0.577 0.016	<b>260.2</b>
13	40	Hector GARZO	SPA	Flexbox HP 40	KALEX	<b>1'29.338</b>	5 21	0.605 0.028	<b>262.1</b>
14	27	Andi Farid IZDIHAR	INA	IDEMITSU Honda Team Asia	KALEX	<b>1'29.352</b>	8 20	0.619 0.014	<b>262.1</b>
15	35	Somkiat CHANTRA	THA	IDEMITSU Honda Team Asia	KALEX	<b>1'29.372</b>	20 22	0.639 0.020	<b>258.3</b>
16	16	Joe ROBERTS	USA	Tennor American Racing	KALEX	<b>1'29.374</b>	11 18	0.641 0.002	<b>258.3</b>
17	9	Jorge NAVARRO	SPA	+ EGO Speed Up	SPEED UP	<b>1'29.400</b>	19 20	0.667 0.026	<b>260.2</b>
18	77	Dominique AEGERTER	SWI	NTS RW Racing GP	NTS	<b>1'29.528</b>	19 21	0.795 0.128	<b>258.9</b>
19	57	Edgar PONS	SPA	Federal Oil Gresini Moto2	KALEX	<b>1'29.558</b>	4 19	0.825 0.030	<b>257.7</b>
20	62	Stefano MANZI	ITA	MV Agusta Forward Racing	MV AGUSTA	<b>1'29.627</b>	17 18	0.894 0.069	<b>255.9</b>
21	45	Tetsuta NAGASHIMA	JPN	Red Bull KTM Ajo	KALEX	<b>1'29.627</b>	17 17	0.894	<b>259.6</b>
22	7	Lorenzo BALDASSARRI	ITA	Flexbox HP 40	KALEX	<b>1'29.631</b>	20 21	0.898 0.004	<b>260.8</b>
23	19	Lorenzo DALLA PORTA	ITA	Italtrans Racing Team	KALEX	<b>1'29.673</b>	22 23	0.940 0.042	<b>262.1</b>
24	97	Xavi VIERGE	SPA	Petronas Sprinta Racing	KALEX	<b>1'29.719</b>	17 23	0.986 0.046	<b>257.7</b>
25	21	Fabio DI GIANNANTONIO	ITA	+ EGO Speed Up	SPEED UP	<b>1'29.747</b>	18 22	1.014 0.028	<b>258.9</b>
26	96	Jake DIXON	GBR	Petronas Sprinta Racing	KALEX	<b>1'29.821</b>	4 17	1.088 0.074	<b>258.3</b>
27	64	Bo BENDSNEYDER	NED	NTS RW Racing GP	NTS	<b>1'29.956</b>	11 20	1.223 0.135	<b>257.7</b>
28	99	Kasma DANIEL	MAL	Onexox TKKR SAG Team	KALEX	<b>1'30.074</b>	17 19	1.341 0.118	<b>259.6</b>
29	24	Simone CORSI	ITA	MV Agusta Forward Racing	MV AGUSTA	<b>1'30.643</b>	5 18	1.910 0.569	<b>255.3</b>
30	5	Alejandro MEDINA	SPA	Openbank Aspar Team	SPEED UP	<b>1'30.754</b>	17 19	2.021 0.111	<b>254.7</b>

Practice condition: **Dry**Air: **25°**Humidity: **56%**Ground: **40°**

<b>Fastest Lap:</b>	Lap: 13	<b>Sam LOWES</b>	<b>1'28.733</b>	175.1 Km/h
<b>Best Race Lap:</b>	2019	<b>Luca MARINI</b>	<b>1'29.018</b>	174.6 Km/h
<b>All Time Lap Record:</b>	2020	<b>Remy GARDNER</b>	<b>1'28.681</b>	175.2 Km/h

The results are provisional until the end of the limit for protest and appeals.

Time limit for protest expires 30' after publication of the results - ..... Time: .....

These data/results cannot be reproduced, stored and/or transmitted in whole or in part by any manner of electronic, mechanical, photocopying, recording, broadcasting or otherwise now known or herein after developed without the previous express consent by the copyright owner, except for reproduction in daily press and regular printed publications on sale to the public within 60 days of the event related to those data/results and always provided that copyright symbol appears together as follows below.

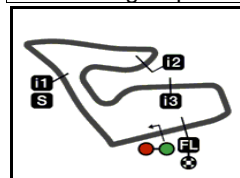
© DORNA, 2020

Official MotoGP Timing by TISSOT  
www.motogp.com

Spielberg, Friday, August 21, 2020

moto2™





4318 m.

## BMW M GRAND PRIX OF STYRIA

## Free Practice Nr. 1

## Top Speed &amp; Average

4



Rider	Nation	Motorcycle	Top 5 speeds					Average	Top
11 Nicolò BULEGA	ITA	KALEX	263.4	262.7	262.1	260.2	260.2	261.7	263.4
72 Marco BEZZECCHI	ITA	KALEX	263.4	263.4	262.1	260.8	260.8	261.9	263.4
88 Jorge MARTIN	SPA	KALEX	262.7	262.7	262.1	261.5	261.5	262.1	262.7
19 Lorenzo DALLA PORTA	ITA	KALEX	262.1	261.5	261.5	260.8	260.8	261.3	262.1
27 Andi Farid IZDIHAR	INA	KALEX	262.1	262.1	260.8	260.8	260.2	261.0	262.1
40 Hector GARZO	SPA	KALEX	262.1	262.1	260.8	260.2	260.2	261.1	262.1
33 Enea BASTIANINI	ITA	KALEX	261.5	259.6	258.9	258.9	258.9	259.6	261.5
87 Remy GARDNER	AUS	KALEX	261.5	258.3	257.7	257.7	257.1	258.2	261.5
7 Lorenzo BALDASSARRI	ITA	KALEX	260.8	258.9	257.7	257.7	257.7	258.6	260.8
37 Augusto FERNANDEZ	SPA	KALEX	260.8	260.2	260.2	259.6	259.6	259.9	260.8
9 Jorge NAVARRO	SPA	SPEED UP	260.2	259.6	258.9	258.9	258.3	259.0	260.2
12 Thomas LUTHI	SWI	KALEX	260.2	257.1	256.5	256.5	256.5	257.1	260.2
23 Marcel SCHROTTER	GER	KALEX	260.2	260.2	259.6	259.6	259.6	259.8	260.2
44 Aron CANET	SPA	SPEED UP	260.2	260.2	257.7	257.7	257.1	258.2	260.2
42 Marcos RAMIREZ	SPA	KALEX	259.6	258.9	258.3	258.3	258.3	258.6	259.6
45 Tetsuta NAGASHIMA	JPN	KALEX	259.6	259.6	258.9	258.3	258.3	258.9	259.6
99 Kasma DANIEL	MAL	KALEX	259.6	259.6	258.9	258.9	258.9	259.2	259.6
21 Fabio DI GIANNANTONIO	ITA	SPEED UP	258.9	258.9	258.3	258.3	258.3	258.5	258.9
77 Dominique AEGERTER	SWI	NTS	258.9	258.3	257.7	257.7	257.7	258.1	258.9
10 Luca MARINI	ITA	KALEX	258.3	257.7	257.7	257.1	257.1	257.4	258.3
16 Joe ROBERTS	USA	KALEX	258.3	258.3	257.7	257.7	257.1	257.4	258.3
22 Sam LOWES	GBR	KALEX	258.3	257.7	257.1	257.1	257.1	257.3	258.3
35 Somkiat CHANTRA	THA	KALEX	258.3	258.3	257.7	257.1	257.1	257.6	258.3
96 Jake DIXON	GBR	KALEX	258.3	257.7	256.5	256.5	255.9	256.8	258.3
57 Edgar PONS	SPA	KALEX	257.7	257.1	257.1	257.1	257.1	257.2	257.7
64 Bo BENDSNEYDER	NED	NTS	257.7	257.7	257.7	257.7	257.1	257.3	257.7
97 Xavi VIERGE	SPA	KALEX	257.7	257.7	257.1	257.1	257.1	257.3	257.7
62 Stefano MANZI	ITA	MV AGUSTA	255.9	255.9	255.3	254.1	253.5	254.7	255.9
24 Simone CORSI	ITA	MV AGUSTA	255.3	254.1	253.5	252.9	251.7	253.2	255.3
5 Alejandro MEDINA	SPA	SPEED UP	254.7	254.1	253.5	253.5	253.5	253.9	254.7

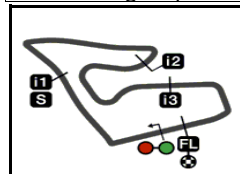
These data/results cannot be reproduced, stored and/or transmitted in whole or in part by any manner of electronic, mechanical, photocopying, recording, broadcasting or otherwise now known or herein after developed without the previous express consent by the copyright owner, except for reproduction in daily press and regular printed publications on sale to the public within 60 days of the event related to those data/results and always provided that copyright symbol appears together as follows below.

© DORNA, 2020

Official MotoGP Timing by TISSOT  
www.motogp.com

Spielberg, Friday, August 21, 2020





4318 m.

## BMW M GRAND PRIX OF STYRIA

## Free Practice Nr. 1

## Chronological Analysis of Performances

5

\* Lap / Sector time cancelled

T1 Time from finish line to 1st intermediate

T3 Time from 2nd intermed. to 3rd intermed.

P Crossing the finish line in pit lane

T2 Time from 1st intermed. to 2nd intermed.

T4 Time from 3rd intermediate to finish line

Lap	Lap Time	T1	T2	T3	T4	Speed	Lap	Lap Time	T1	T2	T3	T4	Speed		
<b>1st</b>	<b>22</b>	<b>Sam LOWES</b>				EG 0,0 Marc VDS	GBR	<b>3rd</b>	<b>88</b>	<b>Jorge MARTIN</b>				Red Bull KTM Ajo	SPA
		Runs=3	Total laps=20	Full laps=15					Runs=3	Total laps=18	Full laps=10				
1	2'33.818	12.047	30.844	25.575	17.641	241.0	1	2'01.258	10.737	29.908	25.620	18.022	251.1		
2	<b>1'30.721</b>	19.694	28.695	24.898	17.434	254.1	2	<b>1'31.372</b>	19.577	28.864	25.281	17.650	260.2		
3	<b>1'29.981</b>	19.455	28.534	24.685	17.307	257.1	3	<b>1'30.292</b>	19.216	28.512	25.071	17.493	260.8		
4	<b>1'29.861</b>	19.413	28.226	24.740	17.482	257.1	4	<b>1'29.792</b>	19.135	28.393	24.884	17.380	262.1		
5	<b>1'29.858</b>	19.452	28.440	24.674	17.292	255.9	5	1'29.993 *	19.10*	28.510	24.904	17.479*	261.5		
6	<b>1'29.500</b>	19.282	28.245	24.648	17.325	257.1	6	1'35.672 P	19.153	28.498	25.102	22.919	260.2		
7	1'38.340 P	19.318	28.310	26.518	24.194	257.1	7	7'59.051	10.760	29.107	25.326	17.555	252.9		
8	6'10.674	14.164	31.606	25.566	17.638	175.3	8	<b>1'29.737</b>	19.258	28.527	24.771	<b>17.181</b>	258.3		
9	<b>1'29.747</b>	19.508	28.244	24.778	17.217	254.7	9	<b>1'29.059</b>	19.078	28.052	24.710	17.219	259.6		
10	<b>1'29.439</b>	19.423	28.101	24.734	17.181	255.9	10	1'29.161 *	19.083	28.159	24.679	17.240*	259.6		
11	<b>1'30.861</b>	19.306	29.307	24.924	17.324	255.9	11	<b>1'28.793</b>	18.968	28.045	<b>24.541</b>	17.239	260.2		
12	<b>1'29.363</b>	19.218	28.423	24.547	17.175	257.1	12	1'36.635 P	18.972	29.138	25.301	<b>23.224</b>	259.6		
13	<b>1'28.733</b>	<b>19.166</b>	<b>27.983</b>	<b>24.465</b>	<b>17.119</b>	257.1	13	8'50.730	11.959	31.001	25.713	17.551	250.0		
14	<b>1'28.999</b>	19.310	28.068	24.468	17.153	256.5	14	<b>1'29.448</b>	19.220	28.244	24.745	17.239	258.9		
15	<b>1'29.101</b>	19.225	28.113	24.520	17.243	256.5	15	<b>1'28.833</b>	19.014	<b>27.901</b>	24.721	17.197	261.5		
16	1'40.032 P	19.977	31.091	25.491	23.473	244.8	16	<b>1'28.812</b>	18.952	27.971	24.558	17.331	<b>262.7</b>		
17	6'11.583	13.011	30.437	25.887	17.546	181.2	17	<b>1'28.855</b>	<b>18.923</b>	28.090	24.644	17.198	262.7		
18	<b>1'29.557</b>	19.455	28.228	24.593	17.281	255.9	18	1'32.433 *	19.028	28.982	26.717*	17.706	259.6		
19	<b>1'33.283</b>	19.260	32.099	24.693	17.231	<b>258.3</b>									
20	<b>1'29.149</b>	19.276	28.119	24.577	17.177	257.7									
<b>2nd</b>	<b>87</b>	<b>Remy GARDNER</b>				Onexox TKKR SAG T	AUS	<b>4th</b>	<b>11</b>	<b>Nicolò BULEGA</b>				Federal Oil Gresini M	ITA
		Runs=2	Total laps=19	Full laps=12					Runs=2	Total laps=21	Full laps=16				
1	2'05.492	11.353	30.824	25.955	17.956	250.0	1	1'53.650	12.251	34.116	26.505	17.948	216.8		
2	<b>1'31.895</b>	19.758	29.537	25.038	17.562	254.7	2	1'31.131 *	19.57*	29.001	25.049	17.502	255.3		
3	<b>1'30.386</b>	19.712	28.586	24.734	17.354	255.3	3	1'30.286 *	19.32*	28.730	24.863*	17.369	257.1		
4	<b>1'29.772</b>	19.429	28.303	24.668	17.372	255.9	4	<b>1'30.157</b>	19.341	28.620	24.756	17.440	257.1		
5	<b>1'29.725</b>	19.349	28.372	24.656	17.348	255.9	5	<b>1'29.878</b>	19.153	28.545	24.824	17.356	257.7		
6	1'31.964 *	19.289	28.164	24.486	20.025*	256.5	6	<b>1'32.602</b>	19.158	30.806	25.310	17.328	257.7		
7	1'29.859 *	19.389	28.344	24.742*	17.384	255.9	7	<b>1'29.513</b>	19.183	28.328	24.676	17.326	254.7		
8	<b>1'29.512</b>	19.343	28.284	24.505	17.380	257.1	8	<b>1'29.556</b>	19.254	28.290	24.769	17.243	256.5		
9	1'30.064 *	19.323	28.414	24.813	17.514*	255.9	9	<b>1'29.555</b>	19.102	28.344	24.731	17.378	257.1		
10	1'43.751 P	20.923	31.953	26.862	24.013	242.6	10	<b>1'29.691</b>	19.279	28.335	24.736	17.341	255.3		
11	12'42.738 *	12.655	29.515	25.367	17.504*	243.7	11	<b>1'29.955</b>	19.165	28.479	24.848	17.463	255.9		
12	<b>1'30.318</b>	19.375	29.010	24.688	17.245	254.1	12	<b>1'29.720</b>	19.163	28.318	24.814	17.425	255.9		
13	<b>1'28.993</b>	19.281	27.976	24.546	17.190	255.9	13	<b>1'29.746</b>	19.317	28.329	24.764	17.336	255.9		
14	<b>1'28.749</b>	19.157	<b>27.938</b>	<b>24.467</b>	17.187	256.5	14	1'36.295 P	19.152	28.580	24.958	23.605	258.3		
15	<b>1'40.322</b>	19.217	34.369	28.598	18.138	257.7	15	9'36.327	12.573	33.793	25.353	17.440	234.2		
16	<b>1'28.994</b>	19.157	27.985	24.584	17.268	<b>261.5</b>	16	<b>1'29.353</b>	19.208	28.300	24.616	17.229	257.7		
17	<b>1'28.840</b>	<b>19.096</b>	28.029	24.479	17.236	257.7	17	<b>1'29.524</b>	18.976	28.679	24.557	17.312	260.2		
18	1'29.352 *	19.214	28.100	24.820*	17.218	258.3	18	<b>1'28.998</b>	18.979	28.337	24.483	<b>17.199</b>	262.1		
19	<b>1'29.498</b>	19.305	28.331	24.686	<b>17.176</b>	257.1	19	<b>1'28.959</b>	18.988	28.256	<b>24.479</b>	17.236	262.7		
							20	<b>1'28.814</b>	<b>18.973</b>	<b>28.007</b>	24.580	17.254	<b>263.4</b>		
							21	<b>1'31.392</b>	19.078	30.316	24.719	17.279	260.2		

**Fastest Lap:** Sam LOWES EG 0,0 Marc VDS GBR **1'28.733** 19.166 27.983 24.465 17.119

These data/results cannot be reproduced, stored and/or transmitted in whole or in part by any manner of electronic, mechanical, photocopying, recording, broadcasting or otherwise now known or herein after developed without the previous express consent by the copyright owner, except for reproduction in daily press and regular printed publications on sale to the public within 60 days of the event related to those data/results and always provided that copyright symbol appears together as follows below.  
© DORNA, 2020

## Free Practice Nr. 1

Moto2

Lap	Lap Time	T1	T2	T3	T4	Speed	Lap	Lap Time	T1	T2	T3	T4	Speed	
<b>5th</b>	<b>10</b>	<b>Luca MARINI</b> SKY Racing Team VR ITA						7	1'36.054 P	19.099	28.256	24.844	23.855	263.4
		Runs=3	Total laps=21	Full laps=16			8	7'55.469	11.567	31.604	26.092	17.686	236.3	
1	1'53.229	11.533	31.085	25.894	17.800	249.4	9	<b>1'30.011</b>	19.206	28.639	24.908	17.258	256.5	
2	<b>1'30.750</b>	19.445	28.721	25.189	17.395	255.9	10	<b>1'29.844</b>	19.018	28.601	25.092	<b>17.133</b>	259.6	
3	<b>1'29.851</b>	19.203	28.355	24.987	17.306	257.1	11	<b>1'29.162</b>	19.070	28.278	24.614	17.200	257.7	
4	<b>1'29.841</b>	19.254	28.258	24.946	17.383	257.7	12	<b>1'29.032</b>	18.989	28.235	24.628	17.180	258.9	
5	<b>1'29.862</b>	19.170	28.278	25.066	17.348	255.9	13	1'36.288 P	18.972	28.315	25.039	23.962	260.8	
6	<b>1'32.951</b>	19.168	31.286	25.101	17.396	256.5	14	6'58.875	14.156	30.878	25.467	17.490	197.0	
7	<b>1'29.788</b>	19.236	28.309	24.934	17.309	255.9	15	<b>1'29.276</b>	19.111	28.241	24.708	17.216	257.1	
8	<b>1'29.555</b>	19.169	28.139	24.900	17.347	257.1	16	1'28.996 *	19.04*	28.148	24.636	17.163	258.9	
9	1'35.854 P	19.208	28.409	25.006	23.231	255.9	17	<b>1'28.870</b>	18.960	<b>28.092</b>	<b>24.611</b>	17.207	260.2	
10	5'29.299	11.233	30.160	25.933	17.839	247.7	18	<b>1'28.931</b>	18.964	28.218	24.613	17.136	260.8	
11	<b>1'31.175</b>	19.446	28.865	25.286	17.578	254.1	19	<b>1'28.976</b>	18.960	28.162	24.620	17.234	260.2	
12	<b>1'30.304</b>	19.332	28.417	25.106	17.449	257.1								
13	<b>1'30.081</b>	19.276	28.268	25.070	17.467	<b>258.3</b>	<b>8th</b>	<b>44</b>	<b>Aron CANET</b> Openbank Aspar Tea SPA					
14	<b>1'29.923</b>	19.173	28.330	25.025	17.395	257.1			Runs=3	Total laps=19	Full laps=12			
15	<b>1'29.923</b>	19.195	28.250	25.053	17.425	255.9	1	2'04.759	11.515	33.053	26.798	18.504	241.0	
16	1'36.514 P	19.278	28.451	25.179*	23.606	255.9	2	1'35.060 *	20.127	29.549	25.338	20.046*	254.1	
17	6'48.962	11.504	32.714	25.572	17.557	246.5	3	<b>1'30.557</b>	19.471	28.645	24.928	17.513	257.1	
18	<b>1'29.790</b>	19.289	28.270	24.945	17.286	255.9	4	<b>1'30.036</b>	19.242	28.439	24.843	17.512	256.5	
19	<b>1'29.210</b>	19.206	28.001	24.758	17.245	256.5	5	<b>1'29.965</b>	19.255	28.379	24.950	17.381	256.5	
20	<b>1'29.014</b>	<b>19.099</b>	28.007	24.695	<b>17.213</b>	257.1	6	<b>1'29.613</b>	19.213	28.259	24.821	17.320	257.1	
21	<b>1'28.850</b>	19.101	<b>27.911</b>	<b>24.614</b>	17.224	257.7	7	<b>1'29.832</b>	19.322	28.294	24.828	17.388	255.9	
							8	<b>1'29.779</b>	19.334	28.257	24.737	17.451	255.9	
<b>6th</b>	<b>37</b>	<b>Augusto FERNAND</b> EG 0,0 Marc VDS SPA						9	1'39.641 P	19.340	28.291	25.822	26.188	257.1
		Runs=2	Total laps=21	Full laps=18			10	7'07.429	11.630	31.386	25.023	17.452	245.4	
1	2'12.851	11.134	30.484	26.117	17.811	248.8	11	<b>1'30.168</b>	19.386	28.438	24.953	17.391	254.1	
2	<b>1'30.717</b>	19.493	28.790	24.998	17.436	256.5	12	<b>1'29.906</b>	19.341	28.353	24.900	17.312	254.7	
3	<b>1'29.996</b>	19.261	28.498	24.883	17.354	257.7	13	1'36.282 P	19.245	28.597	24.937	23.503	255.9	
4	<b>1'29.971</b>	19.253	28.348	24.771	17.599	259.6	14	6'32.048	13.214	34.312	27.558	22.064	177.0	
5	<b>1'29.837</b>	19.197	28.280	24.761	17.599	259.6	15	<b>1'29.625</b>	19.398	28.243	24.723	17.261	255.3	
6	<b>1'29.739</b>	19.294	28.388	24.773	17.284	260.2	16	<b>1'29.078</b>	19.086	28.063	<b>24.579</b>	17.350	257.7	
7	<b>1'29.413</b>	19.116	28.197	24.704	17.396	258.3	17	<b>1'28.920</b>	<b>19.081</b>	28.055	24.626	<b>17.158</b>	<b>260.2</b>	
8	<b>1'29.540</b>	19.208	28.157	24.810	17.365	258.3	18	<b>1'28.962</b>	19.149	<b>28.018</b>	24.588	17.207	257.7	
9	<b>1'34.582</b>	19.205	33.030	24.841	17.506	257.7	19	1'32.032 *	19.123	28.248	24.817	19.844*	260.2	
10	<b>1'29.913</b>	19.248	28.336	24.818	17.511	260.2								
11	<b>1'29.675</b>	19.187	28.318	24.752	17.418	257.7	<b>9th</b>	<b>33</b>	<b>Enea BASTIANINI</b> Italtrans Racing Team ITA					
12	<b>1'29.652</b>	19.141	28.244	24.845	17.422	259.6			Runs=2	Total laps=20	Full laps=14			
13	<b>1'30.230</b>	19.298	28.239	25.060	17.633	256.5	1	2'07.303	11.776	31.988	26.444	18.168	247.1	
14	<b>1'29.729</b>	19.194	28.323	24.837	17.375	257.7	2	<b>1'31.523</b>	19.713	28.959	25.392	17.459	254.7	
15	1'36.375 P	19.259	28.582	25.599	22.935	257.7	3	<b>1'30.308</b>	19.294	28.578	24.980	17.456	256.5	
16	9'57.475	11.400	30.879	25.224	17.463	248.8	4	<b>1'35.614</b>	19.314	30.390	26.389	19.521	<b>261.5</b>	
17	<b>1'29.328</b>	19.263	28.168	24.682	17.215	255.9	5	1'30.309 *	19.387	28.542	25.027	17.353*	257.1	
18	<b>1'28.923</b>	19.146	27.990	24.619	<b>17.168</b>	258.9	6	<b>1'30.136</b>	19.348	28.360	24.984	17.444	257.7	
19	<b>1'28.851</b>	<b>19.069</b>	<b>27.976</b>	<b>24.547</b>	17.259	259.6	7	<b>1'29.917</b>	19.298	28.345	24.807	17.467	258.9	
20	<b>1'31.308</b>	19.162	28.974	25.674	17.498	257.1	8	<b>1'31.068</b>	19.225	28.578	25.102	18.163	258.3	
21	<b>1'29.191</b>	19.087	28.114	24.659	17.331	<b>260.8</b>	9	<b>1'30.227</b>	19.366	28.535	24.891	17.435	257.1	
							10	<b>1'30.595</b>	19.280	28.409	24.937	17.969	257.7	
<b>7th</b>	<b>72</b>	<b>Marco BEZZECCHI</b> SKY Racing Team VR ITA						11	<b>1'30.031</b>	19.321	28.399	24.903	17.408	257.1
		Runs=3	Total laps=19	Full laps=13			12	1'37.524 P	19.330	29.255	25.250	23.689	257.7	
1	1'56.394	11.325	32.527	26.365	17.723	252.3	13	10'30.611	12.300	30.265	26.897	18.083	243.2	
2	<b>1'30.946</b>	19.648	28.930	24.961	17.407	260.2	14	1'37.112 *	19.516	30.338	29.461*	17.797	254.7	
3	<b>1'29.639</b>	19.006	28.596	24.700	17.337	260.2	15	<b>1'34.803</b>	19.285	28.239	29.733	17.546	259.6	
4	<b>1'29.185</b>	19.022	28.314	24.624	17.225	260.8	16	<b>1'29.449</b>	19.280	28.185	24.704	17.280	258.3	
5	<b>1'29.360</b>	19.063	28.409	24.627	17.261	<b>263.4</b>	17	<b>1'29.154</b>	19.195	<b>28.020</b>	24.731	17.208	258.3	
6	<b>1'35.452</b>	<b>18.929</b>	30.437	27.095	18.991	262.1	18	<b>1'29.051</b>	<b>19.116</b>	28.078	<b>24.672</b>	<b>17.185</b>	258.9	
<b>Fastest Lap:</b>	Sam LOWES	EG 0,0 Marc VDS					GBR	<b>1'28.733</b>	19.166	27.983	24.465	17.119		

These data/results cannot be reproduced, stored and/or transmitted in whole or in part by any manner of electronic, mechanical, photocopying, recording, broadcasting or otherwise now known or herein after developed without the previous express consent by the copyright owner, except for reproduction in daily press and regular printed publications on sale to the public within 60 days of the event related to those data/results and always provided that copyright symbol appears together as follows below.  
© DORNA, 2020

## Free Practice Nr. 1

## Moto2

Lap	Lap Time	T1	T2	T3	T4	Speed	Lap	Lap Time	T1	T2	T3	T4	Speed
19	1'30.421	19.129	29.021	24.979	17.292	258.9	4	1'29.628	19.190	28.241	24.845	17.352	257.1
20	1'32.086 *	19.235	28.153	27.252*	17.446	258.3	5	1'29.546	19.132	28.164	24.886	17.364	260.2
<b>10th 23 Marcel SCHROTTE</b> Liqui Moly Intact GP GER							6	1'29.314	19.234	27.958	24.828	17.294	256.5
Runs=2 Total laps=21 Full laps=11							7	1'29.706	19.173	28.246	24.905	17.382	256.5
1	2'27.966	10.904	30.674	26.267	17.793	248.2	8	1'29.310	19.259	27.920	24.806	17.325	255.3
2	1'30.721 *	19.34*	28.699	25.204	17.469	258.3	9	1'38.262 P	19.618	29.931	25.658	23.055	247.1
3	1'29.770	19.225	28.239	24.861	17.445	258.9	10	8'53.335	11.711	28.844	25.522	17.613	242.1
4	1'29.739 *	19.19*	28.287	24.845	17.414	258.3	11	1'30.789	19.313	28.658	25.292	17.526	255.3
5	1'29.544	19.171	28.190	24.790	17.393	258.3	12	1'29.475	19.234	28.007	24.906	17.328	256.5
6	1'29.489	19.115	28.227	24.731	17.416	259.6	13	1'30.089 *	19.188	28.118	24.862	17.921*	256.5
7	1'32.826 *	19.24*	29.435	26.665	17.484	258.3	14	1'29.540	19.235	28.072	24.855	17.378	256.5
8	1'29.787	19.132	28.438	24.815	17.402	258.9	<b>13th 40 Hector GARZO</b> Flexbox HP 40 SPA						
9	1'35.074 P	19.143	28.288	24.762	22.881	259.6	Runs=3 Total laps=21 Full laps=14						
10	8'48.989 *	11.466	29.619	25.480	17.592*	247.1	1	2'00.178	10.935	31.614	25.931	18.179	251.1
11	1'29.941	19.329	28.376	24.778	17.458	256.5	2	1'31.383	19.565	29.009	25.082	17.727	258.9
12	1'29.402	19.148	28.141	24.796	17.317	258.9	3	1'30.725	19.290	28.839	24.993	17.603	262.1
13	1'29.231	19.124	28.087	24.721	17.299	260.2	4	1'30.034	19.254	28.634	24.681	17.465	262.1
14	1'32.161 *	19.23*	28.486	25.532	18.910*	258.3	5	1'29.338	19.186	28.198	24.632	17.322	260.2
15	1'35.602 *	19.245	32.425	26.464	17.468*	257.1	6	1'29.474	19.210	28.219	24.529	17.516	258.3
16	1'29.453	19.121	28.160	24.738	17.434	258.9	7	1'38.812 P	19.455	29.325	25.640	24.392	260.8
17	2'01.447 *	19.054			17.430*	260.2	8	5'54.897	12.480	31.309	25.239	17.642	243.2
18	1'29.351	19.102	28.100	24.751	17.398	259.6	9	1'30.016	19.327	28.374	24.863	17.452	255.3
19	1'29.209	19.027	28.076	24.689	17.417	259.6	10	1'31.764	19.346	28.597	26.163	17.658	255.9
20	1'29.325	19.098	28.127	24.748	17.352	259.6	11	1'29.932	19.172	28.591	24.685	17.484	260.2
21	1'29.455 *	19.112	28.133	24.771	17.439*	258.9	12	1'30.061	19.383	28.258	24.906	17.514	255.3
<b>11th 42 Marcos RAMIREZ</b> Tennor American Raci SPA							13	1'42.366 P	19.227	30.765	26.017*	26.357	257.1
Runs=2 Total laps=21 Full laps=13							14	5'53.746	13.123	32.317	25.217	17.661	233.7
1	1'49.291	13.762	34.920	26.203	18.195	174.7	15	1'30.331	19.381	28.540	24.937	17.473	255.3
2	1'31.786	19.819	29.164	25.131	17.672	255.9	16	1'32.936 *	21.071	29.401	24.980	17.484	246.0
3	1'30.753	19.584	28.732	24.826	17.611	257.1	17	1'30.067	19.214	28.400	24.861	17.592	256.5
4	1'35.653 *	20.77*	32.585	24.777	17.514	169.0	18	1'33.687 *	22.15*	28.983	24.955	17.590	243.2
5	1'29.852	19.414	28.339	24.652	17.447	257.1	19	1'30.275	19.357	28.445	24.916	17.557	255.9
6	1'32.540	19.313	28.535	26.325	18.367	257.1	20	1'33.750	19.337	30.200	26.275	17.938	256.5
7	1'29.749	19.278	28.341	24.765	17.365	257.7	21	1'30.331	19.335	28.507	24.893	17.596	255.9
8	1'29.536	19.230	28.260	24.668	17.378	258.3	<b>14th 27 Andi Farid IZDIHAR</b> IDEMITSU Honda Te INA						
9	1'29.436 *	19.21*	28.190	24.624	17.410	258.3	Runs=2 Total laps=20 Full laps=15						
10	1'34.397	20.017	31.961	24.834	17.585	219.5	1	1'57.770	11.863	32.402	26.650	18.130	241.0
11	1'30.093 *	19.526	28.339	24.766	17.462*	256.5	2	1'32.060	19.535	29.114	25.663	17.748	258.3
12	1'29.754	19.329	28.323	24.686	17.416	257.1	3	1'29.816	19.368	28.252	24.720	17.476	257.7
13	1'29.643 *	19.19*	28.256	24.774	17.414	256.5	4	1'29.764	19.212	28.370	24.747	17.435	260.8
14	1'41.094 P	20.058	30.386	25.995	24.655	244.8	5	1'29.617 *	19.26*	28.129	24.759	17.464	257.7
15	9'19.309	14.311	33.061	29.124	22.883	193.2	6	1'31.510	19.268	28.128	25.134	18.980	257.1
16	1'35.269	19.405	28.937	29.553	17.374	257.1	7	1'29.560	19.341	28.103	24.657	17.459	258.3
17	1'30.215	19.332	28.784	24.724	17.375	258.3	8	1'29.352	19.182	28.126	24.641	17.403	259.6
18	1'29.500	19.275	28.258	24.626	17.341	258.3	9	1'29.743 *	19.190	28.190	24.746	17.617*	260.2
19	1'29.294	19.248	28.145	24.604	17.297	257.7	10	1'39.430 P	19.260	28.415	25.331	26.424	258.3
20	1'29.324 *	19.14*	28.086	24.726	17.368	258.9	11	10'52.762 *	14.145	32.186	26.101*	18.154	241.0
21	1'29.642	19.268	28.301	24.722	17.351	259.6	12	1'31.728	19.796	28.858	25.320	17.754	254.1
<b>12th 12 Thomas LUTHI</b> Liqui Moly Intact GP SWI							13	1'30.461	19.457	28.308	25.063	17.633	255.3
Runs=3 Total laps=14 Full laps=9							14	1'29.963	19.266	28.243	24.906	17.548	257.1
1	2'10.896 P	11.769	32.184	26.518	24.008	239.4	15	1'30.350	19.232	28.629	25.059	17.430	258.9
2	12'37.822	11.916	30.703	27.735	17.656	237.8	16	1'29.767	19.182	28.232	24.866	17.487	258.3
3	1'30.133	19.429	28.271	24.992	17.441	255.3	17	1'29.791	19.251	28.358	24.731	17.451	262.1
							18	1'29.852	19.156	28.455	24.803	17.438	260.2

**Fastest Lap:** Sam LOWES EG 0,0 Marc VDS GBR 1'28.733 19.166 27.983 24.465 17.119

These data/results cannot be reproduced, stored and/or transmitted in whole or in part by any manner of electronic, mechanical, photocopying, recording, broadcasting or otherwise now known or herein after developed without the previous express consent by the copyright owner, except for reproduction in daily press and regular printed publications on sale to the public within 60 days of the event related to those data/results and always provided that copyright symbol appears together as follows below.  
© DORNA, 2020

# Free Practice Nr. 1

# Moto2

Lap	Lap Time	T1	T2	T3	T4	Speed	Lap	Lap Time	T1	T2	T3	T4	Speed
19	<b>1'29.510</b>	19.039	28.182	24.785	17.504	262.1	6	<b>1'29.482</b>	19.160	28.215	24.843	17.264	257.7
20	<b>1'29.456</b>	19.096	28.173	24.756	17.431	260.8	7	<b>1'29.844</b>	19.184	28.188	24.743	17.729	257.7
<b>15th 35 Somkiat CHANTRA IDEMITSU Honda Te THA</b>							8	<b>1'33.995</b>	19.217	28.429	26.427	19.922	258.9
Runs=2 Total laps=22 Full laps=15							9	1'29.518 *	19.195	28.255	24.723*	17.345	258.9
1	1'57.301	11.334	32.347	26.809	17.869	250.0	10	1'44.464 P	19.085	31.679	29.374	24.326	259.6
2	<b>1'31.452</b>	19.649	28.976	25.295	17.532	255.3	11	7'32.841	11.777	31.193	25.535	17.572	248.2
3	<b>1'30.587</b>	19.480	28.643	25.043	17.421	254.7	12	<b>1'29.807</b>	19.246	28.260	25.012	17.289	255.9
4	<b>1'30.622</b>	19.319	28.634	25.197	17.472	257.1	13	<b>1'29.695</b>	19.224	28.236	24.943	17.292	258.3
5	1'29.872 *	19.27*	28.317	24.889	17.389	255.3	14	1'36.729 P	19.28*	28.145	24.958	24.342	257.1
6	<b>1'30.926</b>	19.290	28.203	24.763	18.670	256.5	15	5'22.959 *	12.309	29.831	25.313	17.460*	240.5
7	<b>1'31.012</b>	19.354	29.284	24.857	17.517	255.9	16	<b>1'29.653</b>	19.312	28.248	24.829	17.264	255.3
8	1'29.773 *	19.275	28.311	24.814*	17.373	256.5	17	1'29.517 *	19.204	28.181	24.852*	17.280	257.1
9	<b>1'49.607</b>	19.359	28.243	43.200	18.805	255.9	18	<b>1'29.545</b>	19.189	28.224	24.867	17.265	257.7
10	1'45.282 P	19.476	33.001	27.096	25.709	255.3	19	1'29.400	19.187	28.114	24.810	17.289	257.7
11	7'46.369	11.968	30.584	25.904	18.770	221.7	20	<b>1'29.407</b>	19.131	28.191	24.769	17.316	258.3
12	<b>1'29.930</b>	19.301	28.417	24.885	17.327	255.9	<b>18th 77 Dominique AEGER NTS RW Racing GP SWI</b>						
13	<b>1'29.697</b>	19.383	28.069	24.982	17.263	254.7	Runs=2 Total laps=21 Full laps=17						
14	<b>1'29.499</b>	19.227	28.102	24.923	17.247	255.3	1	1'55.946	12.630	32.458	26.638	18.245	233.2
15	<b>1'29.747</b>	19.270	28.168	24.983	17.326	255.3	2	<b>1'32.093</b>	19.930	29.308	25.147	17.708	251.7
16	1'29.713 *	19.295	28.167	24.929	17.322*	254.1	3	<b>1'30.700</b>	19.446	28.815	24.932	17.507	255.3
17	<b>1'42.377</b>	23.020	34.533	26.900	17.924	220.8	4	<b>1'32.282</b>	19.594	28.527	26.604	17.557	254.1
18	1'39.582 *	19.356	32.562	29.550	18.114*	257.7	5	<b>1'30.001</b>	19.296	28.495	24.865	17.345	256.5
19	<b>1'29.916</b>	19.353	28.428	24.860	17.275	257.1	6	<b>1'30.057</b>	19.282	28.375	24.700	17.700	255.9
20	1'29.372	19.152	28.088	24.889	17.243	258.3	7	<b>1'30.039</b>	19.264	28.557	24.756	17.462	258.3
21	<b>1'29.631</b>	19.151	28.346	24.805	17.329	258.3	8	<b>1'29.632</b>	19.390	28.245	24.716	17.281	255.9
22	<b>1'29.433</b>	19.252	28.073	24.821	17.287	257.1	9	<b>1'29.692</b>	19.282	28.305	24.703	17.402	256.5
<b>16th 16 Joe ROBERTS Tennor American Raci USA</b>							10	<b>1'29.714</b>	19.314	28.261	24.721	17.418	255.9
Runs=3 Total laps=18 Full laps=11							11	<b>1'29.734</b>	19.339	28.295	24.742	17.358	255.9
1	1'46.039	12.436	30.999	25.917	17.911	240.5	12	<b>1'29.788</b>	19.348	28.366	24.727	17.347	255.3
2	<b>1'30.880</b>	19.527	28.685	25.129	17.539	255.9	13	<b>1'29.736</b>	19.339	28.286	24.741	17.370	255.3
3	<b>1'30.033</b>	19.457	28.279	24.846	17.451	257.1	14	1'44.099 P	19.270	31.788	28.784	24.257	255.3
4	1'37.933 P	19.56*	28.525	25.575	24.268	255.3	15	9'17.697 *	13.158	34.754	36.215*	17.771	218.1
5	8'51.923	12.233	29.556	25.453	17.670	245.4	16	<b>1'30.443</b>	19.626	28.453	24.964	17.400	254.1
6	<b>1'30.509</b>	19.445	28.424	25.105	17.535	256.5	17	<b>1'30.027</b>	19.274	28.325	24.883	17.545	255.9
7	<b>1'30.944</b>	19.501	28.945	25.015	17.483	255.9	18	<b>1'29.936</b>	19.369	28.397	24.761	17.409	258.9
8	<b>1'29.833</b>	19.394	28.273	24.816	17.350	257.1	19	1'29.528	19.235	28.231	24.764	17.298	257.7
9	<b>1'29.926</b>	19.238	28.100	25.156	17.432	257.1	20	1'34.464 *	19.243	32.779	24.975	17.467*	257.7
10	<b>1'29.529</b>	19.280	28.076	24.775	17.398	257.1	21	<b>1'30.261</b>	19.314	28.403	24.983	17.561	257.7
11	1'29.374	19.245	28.013	24.780	17.336	257.1	<b>19th 57 Edgar PONS Federal Oil Gresini M SPA</b>						
12	1'30.407 *	19.50*	28.322	25.013	17.572	257.1	Runs=3 Total laps=19 Full laps=12						
13	<b>1'29.765</b>	19.314	28.081	24.897	17.473	257.7	1	1'47.760	12.256	32.757	25.722	17.850	243.2
14	1'37.351 P	19.215	28.257	25.430	24.449	258.3	2	<b>1'30.677</b>	19.570	28.818	24.794	17.495	253.5
15	7'09.623	12.386	35.627	25.406	17.683	247.7	3	<b>1'29.922</b>	19.482	28.347	24.612	17.481	255.9
16	<b>1'30.075</b>	19.425	28.249	24.945	17.456	257.7	4	1'29.558	19.232	28.248	24.650	17.428	257.1
17	1'30.374 *	19.66*	28.369	24.906	17.436	257.1	5	1'51.589 P	19.370	28.326	41.193	22.700	255.3
18	<b>1'29.890</b>	19.373	28.207	24.890	17.420	258.3	6	8'56.802	12.551	30.167	25.202	17.562	238.9
<b>17th 9 Jorge NAVARRO + EGO Speed Up SPA</b>							7	<b>1'30.016</b>	19.471	28.309	24.712	17.524	254.7
Runs=3 Total laps=20 Full laps=13							8	<b>1'29.665</b>	19.279	28.257	24.681	17.448	255.9
1	1'59.484	12.029	32.299	26.445	18.293	242.6	9	1'37.946 P	19.447	30.447	25.121	22.931	255.3
2	<b>1'31.895</b>	19.794	29.193	25.253	17.655	257.1	10	5'11.257	12.690	29.429	25.163	17.576	241.0
3	<b>1'30.749</b>	19.360	28.842	24.997	17.550	260.2	11	1'29.992 *	19.353	28.545	24.681*	17.413	255.9
4	<b>1'30.098</b>	19.264	28.543	24.883	17.408	257.7	12	<b>1'29.667</b>	19.261	28.303	24.664	17.439	257.1
5	<b>1'35.848</b>	19.310	32.426	26.734	17.378	256.5	13	<b>1'42.723</b>	19.361	28.459	37.189	17.714	255.9
							14	<b>1'30.069</b>	19.335	28.409	24.729	17.596	255.3

**Fastest Lap:** Sam LOWES EG 0,0 Marc VDS GBR **1'28.733** 19.166 27.983 24.465 17.119

These data/results cannot be reproduced, stored and/or transmitted in whole or in part by any manner of electronic, mechanical, photocopying, recording, broadcasting or otherwise now known or herein after developed without the previous express consent by the copyright owner, except for reproduction in daily press and regular printed publications on sale to the public within 60 days of the event related to those data/results and always provided that copyright symbol appears together as follows below.  
© DORNA, 2020

Official MotoGP Timing by TISSOT  
www.motogp.com

Spielberg, Friday, August 21, 2020

Page 4 of 7



# Free Practice Nr. 1

# Moto2

Lap	Lap Time	T1	T2	T3	T4	Speed	Lap	Lap Time	T1	T2	T3	T4	Speed
15	1'30.341	19.393	28.525	24.915	17.508	257.1	8	1'29.957 *	19.381	28.533	24.723	17.320*	254.1
16	1'29.959	19.278	28.402	24.745	17.534	257.7	9	1'30.071	19.350	28.487	24.802	17.432	254.7
17	1'29.887	19.253	28.379	24.688	17.567	257.1	10	1'29.990	19.329	28.306	24.874	17.481	254.7
18	1'36.566	19.346	34.877	24.799	17.544	256.5	11	1'40.357 P	20.231	29.341	26.102	24.683	247.1
19	1'29.967 *	19.309	28.374	24.672	17.612*	256.5	12	8'43.308	11.880	29.384	25.653	17.796	244.8

## 20th 62 Stefano MANZI MV Agusta Forward R ITA

Runs=4 Total laps=18 Full laps=9

1	1'58.300 P	12.831	34.303	28.075	26.342	209.3
2	7'20.949	12.537	31.896	26.234	18.659	227.8
3	1'42.366 P	20.429	30.558	25.581	25.798	250.0
4	2'14.513	13.099	29.971	25.156	17.721	225.4
5	1'30.840 *	19.58*	28.618	25.049	17.590	252.3
6	1'30.667	19.496	28.655	24.935	17.581	251.7
7	1'30.438	19.443	28.486	24.854	17.655	251.1
8	1'30.550 *	19.413	28.728	24.831*	17.578	252.3
9	1'29.873	19.300	28.367	24.749	17.457	253.5
10	1'38.858 P	19.320	28.956	26.178	24.404	253.5
11	6'43.453	12.817	30.438	27.806	17.667	241.0
12	1'30.511	19.462	28.515	25.036	17.498	252.9
13	1'29.972	19.318	28.345	24.860	17.449	254.1
14	1'44.435 *	21.641	30.729	31.987	20.078	243.2
15	1'29.738	19.307	28.311	24.707	17.413	255.3
16	1'32.995	22.040	28.791	24.758	17.406	216.0
17	1'29.627	19.149	28.281	24.705	17.492	255.9
18	1'42.180	19.244	35.830	29.212	17.894	255.9

## 21st 45 Tetsuta NAGASHIM Red Bull KTM Ajo JPN

Runs=3 Total laps=17 Full laps=12

1	1'58.945	11.590	31.858	26.563	18.901	246.5
2	1'34.116	20.248	30.051	25.818	17.999	249.4
3	1'39.941	19.622	37.498	25.173	17.648	252.3
4	1'30.368	19.298	28.512	25.046	17.512	258.9
5	1'34.810	19.604	32.455	25.270	17.481	254.1
6	1'30.663	19.271	28.803	25.084	17.505	258.3
7	1'30.571	19.228	28.454	25.087	17.802	258.3
8	1'30.455	19.326	28.471	25.151	17.507	256.5
9	1'30.414	19.373	28.467	25.186	17.388	255.9
10	1'30.470	19.309	28.584	25.067	17.510	257.1
11	1'40.532 P	19.389	30.241	26.279	24.623	256.5
12	1'40.138	13.345	30.697	28.566	18.299	241.0
13	1'47.981 P	21.133	32.892	28.848	25.108	242.1
14	5'17.299	12.146	29.558	25.467	17.513	248.2
15	1'30.523	19.414	28.399	24.994	17.716	257.1
16	1'30.104	19.141	28.632	24.982	17.349	259.6
17	1'29.627	19.187	28.329	24.819	17.292	259.6

## 22nd 7 Lorenzo BALDA Flexbox HP 40 ITA

Runs=2 Total laps=21 Full laps=13

1	2'25.691	11.900	32.275	26.301	18.264	240.0
2	1'33.419	20.439	29.762	25.603	17.615	251.1
3	1'30.198	19.427	28.564	24.817	17.390	257.1
4	1'29.885	19.287	28.538	24.760	17.300	257.1
5	1'30.362 *	19.51*	28.553	24.831	17.463	253.5
6	1'29.844	19.271	28.478	24.726	17.369	255.9
7	1'29.703	19.298	28.349	24.704	17.352	255.9

## 23rd 19 Lorenzo DALLA PO Italtrans Racing Team ITA

Runs=2 Total laps=23 Full laps=18

1	2'01.518	10.973	32.503	26.547	18.472	248.8
2	1'31.956	19.724	29.091	25.377	17.764	258.3
3	1'30.983	19.425	28.863	25.051	17.644	259.6
4	1'30.618	19.317	28.680	25.094	17.527	258.3
5	1'30.468	19.313	28.659	24.940	17.556	258.9
6	1'30.331 *	19.344	28.540	24.932*	17.515	258.9
7	1'30.872	19.287	28.739	25.076	17.770	258.9
8	1'30.705	19.414	28.696	24.984	17.611	258.3
9	1'35.290	19.360	33.395	24.958	17.577	258.3
10	1'30.678	19.341	28.839	24.951	17.547	258.3
11	1'30.482	19.316	28.609	25.016	17.541	258.9
12	1'30.442	19.339	28.626	24.912	17.565	259.6
13	1'30.283	19.322	28.444	24.993	17.524	258.9
14	1'30.373	19.297	28.530	24.968	17.578	258.3
15	1'39.013 P	20.442	29.136	25.482	23.953	246.5
16	6'01.720	12.260	30.272	26.733	18.508	246.0
17	1'34.985 *	19.310	28.775	29.165*	17.735	261.5
18	1'31.509	19.432	29.420	25.066	17.591	256.5
19	1'30.045	19.179	28.534	24.792	17.540	260.8
20	1'29.722	19.168	28.371	24.683	17.500	262.1
21	1'29.777	19.143	28.488	24.691	17.455	261.5
22	1'29.673	19.159	28.306	24.778	17.430	260.8
23	1'30.407	19.199	28.631	24.876	17.701	260.2

## 24th 97 Xavi VIERGE Petronas Sprinta Raci SPA

Runs=2 Total laps=23 Full laps=19

1	2'08.463	11.285	32.137	26.313	18.387	247.7
2	1'32.649	20.016	29.550	25.349	17.734	252.3
3	1'31.330	19.658	28.913	25.189	17.570	255.3
4	1'30.571	19.372	28.683	25.011	17.505	256.5
5	1'30.266	19.301	28.493	24.916	17.556	255.9
6	1'30.342	19.291	28.661	24.883	17.507	257.1
7	1'31.216	19.332	28.978	25.466	17.440	257.7
8	1'30.285	19.358	28.552	24.894	17.481	257.1
9	1'30.237	19.314	28.551	24.872	17.500	257.1
10	1'30.007	19.279	28.447	24.869	17.412	257.7
11	1'29.992	19.263	28.374	24.886	17.469	257.1
12	1'41.019 P	19.369	31.767	26.072	23.811	255.9
13	7'04.996	12.968	32.714	26.034	17.753	236.8

**Fastest Lap:** Sam LOWES EG 0,0 Marc VDS GBR 1'28.733 19.166 27.983 24.465 17.119

These data/results cannot be reproduced, stored and/or transmitted in whole or in part by any manner of electronic, mechanical, photocopying, recording, broadcasting or otherwise now known or herein after developed without the previous express consent by the copyright owner, except for reproduction in daily press and regular printed publications on sale to the public within 60 days of the event related to those data/results and always provided that copyright symbol appears together as follows below.  
© DORNA, 2020

# Free Practice Nr. 1

# Moto2

Lap	Lap Time	T1	T2	T3	T4	Speed	Lap	Lap Time	T1	T2	T3	T4	Speed	
14	<b>1'30.669</b>	19.500	28.527	25.122	17.520	251.7	<b>27th</b> <b>64</b> <b>Bo BENDSNEYDER</b> NTS RW Racing GP NED							
15	<b>1'30.171</b>	19.454	28.304	24.977	17.436	252.3		Runs=2	Total laps=20	Full laps=13				
16	<b>1'29.822</b>	19.318	28.254	24.893	17.357	252.3		1	1'54.041	11.252	31.294	25.921	17.981	247.7
17	<b>1'29.719</b>	19.189	28.256	24.892	17.382	254.7		2	<b>1'31.499</b>	19.734	29.070	25.102	17.593	253.5
18	1'30.896 *	19.981	28.565	24.980	17.370	253.5		3	<b>1'30.289</b>	19.372	28.567	24.813	17.537	256.5
19	<b>1'29.750</b>	19.283	28.247	<b>24.851</b>	17.369	255.3		4	<b>1'30.135</b>	19.316	28.460	<b>24.798</b>	17.561	257.1
20	<b>1'29.721</b>	19.258	<b>28.206</b>	24.931	<b>17.326</b>	255.9		5	<b>1'30.090</b>	19.260	28.380	24.893	17.557	256.5
21	<b>1'29.739</b>	<b>19.179</b>	28.249	24.908	17.403	256.5		6	<b>1'32.084</b>	<b>19.237</b>	28.912	25.313	18.622	<b>257.7</b>
22	<b>1'32.843</b>	19.306	30.759	25.213	17.565	254.7		7	<b>1'30.196</b>	19.303	28.408	24.831	17.654	257.1
23	<b>1'31.495</b>	19.214	28.555	25.662	18.064	256.5		8	1'30.019 *	19.31*	28.371	24.888	<b>17.450</b>	257.7

## 25th **21** Fabio DI GIANNANT + EGO Speed Up ITA

Lap	Lap Time	T1	T2	T3	T4	Speed
1	1'58.886	12.604	32.024	26.360	18.806	235.8
2	<b>1'31.242</b>	19.521	28.715	25.436	17.570	255.9
3	<b>1'30.058</b>	19.365	28.459	24.839	17.395	257.1
4	<b>1'30.033</b>	19.295	28.456	24.894	17.388	256.5
5	<b>1'32.940</b>	19.334	28.946	27.200	17.460	256.5
6	<b>1'29.837</b>	19.327	28.354	<b>24.752</b>	17.404	257.1
7	<b>1'29.928</b>	<b>19.190</b>	28.557	24.794	<b>17.387</b>	257.7
8	<b>1'37.317</b>	19.233	29.742	28.146	20.196	256.5
9	<b>1'30.102</b>	19.268	28.464	24.886	17.484	258.3
10	1'37.773 *	19.271	28.595	32.208*	17.699	256.5
11	<b>1'29.918</b>	19.290	28.288	24.858	17.482	257.1
12	1'45.767 P	24.856	30.899	26.206	23.806	243.7
13	8'14.948	12.091	31.494	25.388	17.611	243.7
14	<b>1'30.595</b>	19.417	28.650	25.033	17.495	256.5
15	<b>1'30.375</b>	19.373	28.666	24.877	17.459	257.1
16	1'30.119 *	19.368	28.277	24.910	17.564*	256.5
17	1'32.038 *	20.67*	28.730	25.140	17.495	251.1
18	<b>1'29.747</b>	19.280	28.221	24.811	17.435	257.1
19	<b>1'29.750</b>	19.220	<b>28.199</b>	24.873	17.458	258.3
20	<b>1'29.839</b>	19.247	28.269	24.854	17.469	258.3
21	<b>1'30.166</b>	19.296	28.462	24.857	17.551	<b>258.9</b>
22	1'34.294 *	19.247	32.674	24.868*	17.505	258.9

## 26th **96** Jake DIXON Petronas Sprinta Raci GBR

Lap	Lap Time	T1	T2	T3	T4	Speed
1	2'13.272	11.820	31.191	26.439	18.132	244.3
2	<b>1'30.897</b>	19.581	28.718	25.001	17.597	254.7
3	<b>1'29.906</b>	19.304	28.281	24.725	17.596	255.9
4	<b>1'29.821</b>	19.335	28.292	24.722	17.472	256.5
5	<b>1'30.103</b>	19.300	28.599	24.726	17.478	<b>258.3</b>
6	<b>1'30.006</b>	19.337	28.454	<b>24.692</b>	17.523	256.5
7	<b>1'29.918</b>	19.311	28.420	24.717	17.470	255.9
8	<b>1'30.213</b>	19.355	28.415	24.905	17.538	254.7
9	<b>1'30.117</b>	19.385	<b>28.230</b>	24.984	17.518	254.7
10	<b>1'29.952</b>	19.345	28.258	24.925	17.424	253.5
11	<b>1'29.892</b>	<b>19.285</b>	28.274	24.805	17.528	255.3
12	<b>1'32.312</b>	19.347	29.158	26.169	17.638	257.7
13	1'36.774 P	19.307	28.369	25.818	23.280	255.3
14	9'49.578	12.949	31.333	25.678	17.769	223.1
15	1'30.231 *	19.45*	28.470	24.932	<b>17.379</b>	252.3
16	2'29.524 P	1'01.285	38.628	26.567	23.044	200.0
17	6'37.038	13.898	30.482	25.097	17.482	175.6

## 28th **99** Kasma DANIEL Onexox TKKR SAG T MAL

Lap	Lap Time	T1	T2	T3	T4	Speed
1	2'05.018	11.526	31.488	26.593	18.680	240.5
2	<b>1'33.030</b>	19.948	29.694	25.465	17.923	258.3
3	1'30.962 *	19.416	28.741	24.986*	17.819	<b>259.6</b>
4	<b>1'30.653</b>	19.394	28.528	25.032	17.699	258.3
5	<b>1'30.337</b>	19.298	28.501	24.990	17.548	257.7
6	<b>1'36.172</b>	19.272	30.634	28.753	17.513	257.7
7	1'30.405 *	19.46*	28.431	24.974	17.539	258.9
8	<b>1'33.589</b>	19.320	30.255	26.304	17.710	258.9
9	<b>1'30.458</b>	19.298	28.579	24.956	17.625	257.7
10	1'44.327 P	19.326	31.125	28.003	25.873	259.6

## 29th **24** Simone CORSI MV Agusta Forward R ITA

Lap	Lap Time	T1	T2	T3	T4	Speed
1	12'30.702	12.695	29.630	25.270	17.663	244.3
2	<b>1'30.854</b>	19.341	29.079	<b>24.946</b>	<b>17.488</b>	257.1
3	<b>1'37.060</b>	19.449	31.937	28.129	17.545	258.3
4	<b>1'30.545</b>	19.481	28.261	25.274	17.529	256.5
5	<b>1'30.631</b>	<b>19.249</b>	28.749	25.066	17.567	258.3
6	1'30.127 *	19.30*	28.259	24.961	17.606	258.9
7	<b>1'30.074</b>	19.258	28.349	24.956	17.511	257.7
8	1'30.347 *	19.303	28.367	25.146*	17.531	257.1
9	1'30.026 *	19.28*	<b>28.239</b>	25.005	17.501	258.3
1	1'59.046 P	12.091	34.794	27.902	26.519	208.0
2	7'32.220	11.596	34.125	26.567	19.786	232.2
3	<b>1'36.090</b>	20.602	31.917	25.586	17.985	243.7
4	<b>1'31.568</b>	19.738	29.015	25.087	17.728	253.5
5	<b>1'30.643</b>	19.436	28.680	24.980	17.547	254.1
6	1'32.268 *	19.48*	28.934	25.984	17.864	251.7
7	<b>1'30.922</b>	19.518	28.678	25.137	17.589	251.1
8	1'38.950 P	19.682	28.836	25.579	24.853	250.5
9	7'20.886	11.442	31.592	25.843	18.040	237.8

**Fastest Lap:** Sam LOWES EG 0,0 Marc VDS GBR **1'28.733** 19.166 27.983 24.465 17.119

These data/results cannot be reproduced, stored and/or transmitted in whole or in part by any manner of electronic, mechanical, photocopying, recording, broadcasting or otherwise now known or herein after developed without the previous express consent by the copyright owner, except for reproduction in daily press and regular printed publications on sale to the public within 60 days of the event related to those data/results and always provided that copyright symbol appears together as follows below.  
© DORNA, 2020

Official MotoGP Timing by TISSOT  
www.motogp.com

Spielberg, Friday, August 21, 2020

Page 6 of 7





# Free Practice Nr. 1

Moto2

Lap	Lap Time	T1	T2	T3	T4	Speed	Lap	Lap Time	T1	T2	T3	T4	Speed
10	<b>1'31.780</b>	19.870	29.064	25.198	17.648	248.2							
11	1'31.044 *	19.560	28.727	25.090	17.667*	251.1							
12	1'30.707 *	19.510	<b>28.656</b>	24.960	17.581*	251.1							
13	1'33.157 *	20.20*	30.324	25.018	17.613	245.4							
14	1'34.825 *	19.751	29.305	27.986	17.783	250.5							
15	<b>1'30.755</b>	19.493	28.668	25.015	17.579	251.7							
16	1'33.283 *	20.66*	29.450	25.668	<b>17.498</b>	237.3							
17	1'30.749 *	19.491	28.686	<b>24.829</b>	17.743*	252.9							
18	<b>1'35.303</b>	<b>19.266</b>	33.571	24.872	17.594	<b>255.3</b>							

**30th** **5** **Alejandro MEDINA** Openbank Aspar Tea SPA  
Runs=3 Total laps=19 Full laps=13

1	1'55.884	12.882	33.173	27.234	18.640	226.4							
2	<b>1'34.696</b>	20.476	30.000	26.176	18.044	250.5							
3	1'39.475 P	20.070	29.294	25.538	24.573	251.1							
4	6'09.335	14.217	30.870	25.859	17.964	213.0							
5	1'32.520 *	20.152	29.090	25.431*	17.847	251.1							
6	<b>1'31.735</b>	19.810	28.837	25.351	17.737	253.5							
7	<b>1'31.956</b>	19.905	28.696	25.545	17.810	252.3							
8	<b>1'32.154</b>	19.836	28.902	25.570	17.846	252.3							
9	<b>1'31.816</b>	19.860	28.840	25.271	17.845	252.3							
10	<b>1'31.781</b>	19.716	28.799	25.486	17.780	252.3							
11	<b>1'31.738</b>	19.695	28.919	25.459	17.665	252.3							
12	<b>1'31.509</b>	19.590	28.846	25.334	17.739	252.9							
13	<b>1'31.679</b>	19.677	28.913	25.240	17.849	254.1							
14	1'40.856 P	20.000	30.657	25.586	24.613	234.2							
15	7'42.648	12.848	30.979	25.919	18.120	238.9							
16	<b>1'31.389</b>	19.647	29.083	<b>25.095</b>	17.564	252.3							
17	<b>1'30.754</b>	19.526	<b>28.607</b>	25.101	<b>17.520</b>	<b>254.7</b>							
18	<b>1'30.868</b>	<b>19.410</b>	28.640	25.180	17.638	253.5							
19	<b>1'32.244</b>	19.572	28.756	26.290	17.626	253.5							

**Fastest Lap:** Sam LOWES EG 0,0 Marc VDS GBR **1'28.733** 19.166 27.983 24.465 17.119

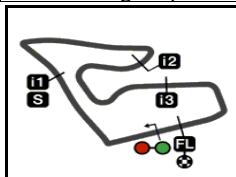
These data/results cannot be reproduced, stored and/or transmitted in whole or in part by any manner of electronic, mechanical, photocopying, recording, broadcasting or otherwise now known or herein after developed without the previous express consent by the copyright owner, except for reproduction in daily press and regular printed publications on sale to the public within 60 days of the event related to those data/results and always provided that copyright symbol appears together as follows below.  
© DORNA, 2020

Official MotoGP Timing by TISSOT  
www.motogp.com

Spielberg, Friday, August 21, 2020

Page 7 of 7





4318 m.

**BMW M GRAND PRIX OF STYRIA****Free Practice Nr. 1****Best Partial Times****Moto2™***IT* Ideal Lap Time, sum of the best partial times*BT* Best Lap Time

<b>T1</b>		<b>T2</b>		<b>T3</b>		<b>T4</b>				<i>IT</i>	<i>BT</i>	
<i>Pos</i>	<i>Rider</i>	<i>Time</i>	<i>Rider</i>	<i>Time</i>	<i>Rider</i>	<i>Time</i>	<i>Rider</i>	<i>Time</i>	<i>Pos</i>	<i>Rider</i>	<i>IT</i>	<i>BT</i>
1	J.MARTIN	18.923	J.MARTIN	27.901	S.LOWES	24.465	S.LOWES	17.119	1	J.MARTIN	1'28.546	1'28.793 (3)
2	M.BEZZECCHI	18.929	L.MARINI	27.911	R.GARDNER	24.467	M.BEZZECCHI	17.133	2	N.BULEGA	1'28.658	1'28.814 (4)
3	N.BULEGA	18.973	T.LUTHI	27.920	N.BULEGA	24.479	A.CANET	17.158	3	R.GARDNER	1'28.677	1'28.749 (2)
4	M.SCHROTTER	19.027	R.GARDNER	27.938	H.GARZO	24.529	A.FERNANDEZ	17.168	4	S.LOWES	1'28.733	1'28.733 (1)
5	A.IZDIHAR	19.039	A.FERNANDEZ	27.976	J.MARTIN	24.541	R.GARDNER	17.176	5	A.FERNANDEZ	1'28.760	1'28.851 (6)
6	A.FERNANDEZ	19.069	S.LOWES	27.983	A.FERNANDEZ	24.547	J.MARTIN	17.181	6	M.BEZZECCHI	1'28.765	1'28.870 (7)
7	A.CANET	19.081	N.BULEGA	28.007	A.CANET	24.579	E.BASTIANINI	17.185	7	A.CANET	1'28.836	1'28.920 (8)
8	J.NAVARRO	19.085	J.ROBERTS	28.013	L.BALDASSARRI	24.598	N.BULEGA	17.199	8	L.MARINI	1'28.837	1'28.850 (5)
9	R.GARDNER	19.096	A.CANET	28.018	M.RAMIREZ	24.604	L.MARINI	17.213	9	E.BASTIANINI	1'28.993	1'29.051 (9)
10	L.MARINI	19.099	E.BASTIANINI	28.020	M.BEZZECCHI	24.611	S.CHANTRA	17.243	10	M.SCHROTTE	1'29.091	1'29.209 (10)
11	E.BASTIANINI	19.116	S.CHANTRA	28.069	E.PONS	24.612	J.NAVARRO	17.264	11	T.LUTHI	1'29.152	1'29.310 (12)
12	T.LUTHI	19.132	M.SCHROTTER	28.076	L.MARINI	24.614	D.AEGERTER	17.281	12	A.IZDIHAR	1'29.186	1'29.352 (14)
13	T.NAGASHIMA	19.141	M.RAMIREZ	28.086	A.IZDIHAR	24.641	T.NAGASHIMA	17.292	13	J.NAVARRO	1'29.206	1'29.400 (17)
14	L.DALLA PORTA	19.143	M.BEZZECCHI	28.092	E.BASTIANINI	24.672	T.LUTHI	17.294	14	M.RAMIREZ	1'29.217	1'29.294 (11)
15	S.MANZI	19.149	A.IZDIHAR	28.103	L.DALLA PORTA	24.683	M.RAMIREZ	17.297	15	H.GARZO	1'29.221	1'29.338 (13)
16	S.CHANTRA	19.151	J.NAVARRO	28.114	M.SCHROTTER	24.689	M.SCHROTTER	17.299	16	S.CHANTRA	1'29.226	1'29.372 (15)
17	S.LOWES	19.166	H.GARZO	28.198	J.DIXON	24.692	L.BALDASSARRI	17.300	17	J.ROBERTS	1'29.339	1'29.374 (16)
18	H.GARZO	19.172	F.DI GIANNANTO	28.199	D.AEGERTER	24.700	H.GARZO	17.322	18	L.BALDASSAR	1'29.409	1'29.631 (22)
19	X.VIERGE	19.179	X.VIERGE	28.206	S.MANZI	24.705	X.VIERGE	17.326	19	D.AEGERTER	1'29.447	1'29.528 (18)
20	F.DI GIANNANTO	19.190	J.DIXON	28.230	J.NAVARRO	24.743	J.ROBERTS	17.336	20	E.PONS	1'29.505	1'29.558 (19)
21	L.BALDASSARRI	19.205	D.AEGERTER	28.231	F.DI GIANNANTO	24.752	J.DIXON	17.379	21	F.DI GIANNAN	1'29.528	1'29.747 (25)
22	J.ROBERTS	19.215	K.DANIEL	28.239	S.CHANTRA	24.763	F.DI GIANNANTO	17.387	22	S.MANZI	1'29.541	1'29.627 (20)
23	M.RAMIREZ	19.230	B.BENDSNEYDE	28.240	J.ROBERTS	24.775	A.IZDIHAR	17.403	23	L.DALLA POR	1'29.562	1'29.673 (23)
24	E.PONS	19.232	E.PONS	28.248	B.BENDSNEYDE	24.798	S.MANZI	17.406	23	X.VIERGE	1'29.562	1'29.719 (24)

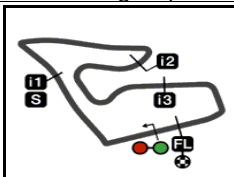
These data/results cannot be reproduced, stored and/or transmitted in whole or in part by any manner of electronic, mechanical, photocopying, recording, broadcasting or otherwise now known or herein after developed without the previous express consent by the copyright owner, except for reproduction in daily press and regular printed publications on sale to the public within 60 days of the event related to those data/results and always provided that copyright symbol appears together as follows below.

© DORNA, 2020

Official MotoGP Timing by TISSOT  
www.motogp.com

moto2™





4318 m.

**BMW M GRAND PRIX OF STYRIA****Free Practice Nr. 1****Best Partial Times****Moto2™***IT* Ideal Lap Time, sum of the best partial times*BT* Best Lap Time

<b>T1</b>			<b>T2</b>			<b>T3</b>			<b>T4</b>				
<i>Pos</i>	<i>Rider</i>	<i>Time</i>	<i>Rider</i>	<i>Time</i>	<i>Rider</i>	<i>Time</i>	<i>Rider</i>	<i>Time</i>	<i>Pos</i>	<i>Rider</i>	<i>IT</i>	<i>BT</i>	
25	D.AEGERTER	19.235	S.MANZI	28.281	T.LUTHI	24.806	E.PONS	17.413	25	<b>T.NAGASHIMA</b>	1'29.581	1'29.627 (21)	
<b>26</b>	<b>B.BENDSNEYDE</b>	<b>19.237</b>	<b>L.BALDASSARRI</b>	<b>28.306</b>	<b>T.NAGASHIMA</b>	<b>24.819</b>	<b>L.DALLA PORTA</b>	<b>17.430</b>	26	<b>J.DIXON</b>	1'29.586	1'29.821 (26)	
27	K.DANIEL	19.249	L.DALLA PORTA	28.306	S.CORSI	24.829	B.BENDSNEYDE	17.450	27	<b>B.BENDSNEY</b>	1'29.725	1'29.956 (27)	
<b>28</b>	<b>S.CORSI</b>	<b>19.266</b>	<b>T.NAGASHIMA</b>	<b>28.329</b>	<b>X.VIERGE</b>	<b>24.851</b>	<b>K.DANIEL</b>	<b>17.488</b>	28	<b>K.DANIEL</b>	1'29.922	1'30.074 (28)	
29	J.DIXON	19.285	A.MEDINA	28.607	K.DANIEL	24.946	S.CORSI	17.498	29	<b>S.CORSI</b>	1'30.249	1'30.643 (29)	
<b>30</b>	<b>A.MEDINA</b>	<b>19.410</b>	<b>S.CORSI</b>	<b>28.656</b>	<b>A.MEDINA</b>	<b>25.095</b>	<b>A.MEDINA</b>	<b>17.520</b>	30	<b>A.MEDINA</b>	1'30.632	1'30.754 (30)	

These data/results cannot be reproduced, stored and/or transmitted in whole or in part by any manner of electronic, mechanical, photocopying, recording, broadcasting or otherwise now known or herein after developed without the previous express consent by the copyright owner, except for reproduction in daily press and regular printed publications on sale to the public within 60 days of the event related to those data/results and always provided that copyright symbol appears together as follows below.

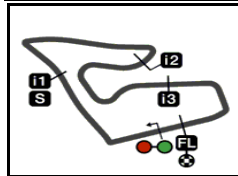
© DORNA, 2020

Official MotoGP Timing by TISSOT

www.motogp.com


moto2™





4318 m.

**BMW M GRAND PRIX OF STYRIA****Free Practice Nr. 1****Fastest Laps Sequence**

<i>Practice Time</i>	 <i>Rider</i>	<i>Nation</i>	<i>Motorcycle</i>	<i>Time</i>	<i>Km/h</i>	<i>Rider's Lap</i>
<b>3'16.919</b>	16 <b>Joe ROBERTS</b>	USA	KALEX	<b>1'30.880</b>	171.0	2
<b>3'18.437</b>	57 <b>Edgar PONS</b>	SPA	KALEX	<b>1'30.677</b>	171.4	2
<b>4'46.952</b>	16 <b>Joe ROBERTS</b>	USA	KALEX	<b>1'30.033</b>	172.6	3
<b>4'48.359</b>	57 <b>Edgar PONS</b>	SPA	KALEX	<b>1'29.922</b>	172.8	3
<b>4'53.830</b>	10 <b>Luca MARINI</b>	ITA	KALEX	<b>1'29.851</b>	173.0	3
<b>4'56.979</b>	72 <b>Marco BEZZECCHI</b>	ITA	KALEX	<b>1'29.639</b>	173.4	3
<b>6'17.917</b>	57 <b>Edgar PONS</b>	SPA	KALEX	<b>1'29.558</b>	173.5	4
<b>6'26.164</b>	72 <b>Marco BEZZECCHI</b>	ITA	KALEX	<b>1'29.185</b>	174.2	4
<b>20'36.226</b>	88 <b>Jorge MARTIN</b>	SPA	KALEX	<b>1'29.059</b>	174.5	9
<b>23'34.180</b>	88 <b>Jorge MARTIN</b>	SPA	KALEX	<b>1'28.793</b>	175.0	11
<b>25'20.896</b>	22 <b>Sam LOWES</b>	GBR	KALEX	<b>1'28.733</b>	175.1	13

These data/results cannot be reproduced, stored and/or transmitted in whole or in part by any manner of electronic, mechanical, photocopying, recording, broadcasting or otherwise now known or herein after developed without the previous express consent by the copyright owner, except for reproduction in daily press and regular printed publications on sale to the public within 60 days of the event related to those data/results and always provided that copyright symbol appears together as follows below.

© DORNA, 2020

Official MotoGP Timing by TISSOT  
www.motogp.com

Spielberg, Friday, August 21, 2020

