


4318 m.

BMW M GRAND PRIX OF STYRIA

Free Practice Nr. 2

Classification

6

	Rider	Nation	Team	Motorcycle	Time	Lap Total	Gap	Top Speed
1	72 Marco BEZZECCHI	ITA	SKY Racing Team VR46	KALEX	1'29.092	7 22		260.2
2	87 Remy GARDNER	AUS	Onexox TKKR SAG Team	KALEX	1'29.134	20 21	0.042 0.042	258.9
3	9 Jorge NAVARRO	SPA	+ EGO Speed Up	SPEED UP	1'29.302	18 18	0.210 0.168	257.1
4	35 Somkiat CHANTRA	THA	IDEMITSU Honda Team Asia	KALEX	1'29.350	18 20	0.258 0.048	257.1
5	40 Hector GARZO	SPA	Flexbox HP 40	KALEX	1'29.406	5 20	0.314 0.056	258.9
6	10 Luca MARINI	ITA	SKY Racing Team VR46	KALEX	1'29.472	19 20	0.380 0.066	257.7
7	12 Thomas LUTHI	SWI	Liqui Moly Intact GP	KALEX	1'29.509	15 18	0.417 0.037	260.2
8	88 Jorge MARTIN	SPA	Red Bull KTM Ajo	KALEX	1'29.538	3 16	0.446 0.029	259.6
9	23 Marcel SCHROTTER	GER	Liqui Moly Intact GP	KALEX	1'29.558	10 21	0.466 0.020	258.3
10	45 Tetsuta NAGASHIMA	JPN	Red Bull KTM Ajo	KALEX	1'29.564	21 21	0.472 0.006	260.8
11	37 Augusto FERNANDEZ	SPA	EG 0,0 Marc VDS	KALEX	1'29.577	13 20	0.485 0.013	260.2
12	22 Sam LOWES	GBR	EG 0,0 Marc VDS	KALEX	1'29.623	23 23	0.531 0.046	257.1
13	44 Aron CANET	SPA	Openbank Aspar Team	SPEED UP	1'29.644	6 13	0.552 0.021	255.3
14	42 Marcos RAMIREZ	SPA	Tennor American Racing	KALEX	1'29.651	21 21	0.559 0.007	260.8
15	33 Enea BASTIANINI	ITA	Italtrans Racing Team	KALEX	1'29.683	5 20	0.591 0.032	256.5
16	57 Edgar PONS	SPA	Federal Oil Gresini Moto2	KALEX	1'29.699	20 20	0.607 0.016	259.6
17	97 Xavi VIERGE	SPA	Petronas Sprinta Racing	KALEX	1'29.726	17 18	0.634 0.027	256.5
18	7 Lorenzo BALDASSARRI	ITA	Flexbox HP 40	KALEX	1'29.842	10 17	0.750 0.116	258.9
19	19 Lorenzo DALLA PORTA	ITA	Italtrans Racing Team	KALEX	1'29.965	20 23	0.873 0.123	258.3
20	27 Andi Farid IZDIHAR	INA	IDEMITSU Honda Team Asia	KALEX	1'29.975	3 20	0.883 0.010	260.2
21	77 Dominique AEGERTER	SWI	NTS RW Racing GP	NTS	1'29.975	7 21	0.883	256.5
22	16 Joe ROBERTS	USA	Tennor American Racing	KALEX	1'30.016	6 17	0.924 0.041	257.7
23	96 Jake DIXON	GBR	Petronas Sprinta Racing	KALEX	1'30.046	12 20	0.954 0.030	257.1
24	62 Stefano MANZI	ITA	MV Agusta Forward Racing	MV AGUSTA	1'30.074	12 18	0.982 0.028	254.7
25	11 Nicolò BULEGA	ITA	Federal Oil Gresini Moto2	KALEX	1'30.103	12 21	1.011 0.029	258.3
26	21 Fabio DI GIANNANTONIO	ITA	+ EGO Speed Up	SPEED UP	1'30.107	11 17	1.015 0.004	256.5
27	99 Kasma DANIEL	MAL	Onexox TKKR SAG Team	KALEX	1'30.360	14 21	1.268 0.253	260.2
28	64 Bo BENDSNEYDER	NED	NTS RW Racing GP	NTS	1'30.416	3 22	1.324 0.056	256.5
29	24 Simone CORSI	ITA	MV Agusta Forward Racing	MV AGUSTA	1'30.641	6 21	1.549 0.225	254.7
30	5 Alejandro MEDINA	SPA	Openbank Aspar Team	SPEED UP	1'31.145	14 20	2.053 0.504	252.3

Practice condition: **Dry**

Air: 31°

Humidity: 47%

Ground: 52°

Fastest Lap:	Lap: 7	Marco BEZZECCHI	1'29.092	174.4 Km/h
Best Race Lap:	2019	Luca MARINI	1'29.018	174.6 Km/h
All Time Lap Record:	2020	Remy GARDNER	1'28.681	175.2 Km/h

The results are provisional until the end of the limit for protest and appeals.

Time limit for protest expires 30' after publication of the results - Time:

These data/results cannot be reproduced, stored and/or transmitted in whole or in part by any manner of electronic, mechanical, photocopying, recording, broadcasting or otherwise now known or herein after developed without the previous express consent by the copyright owner, except for reproduction in daily press and regular printed publications on sale to the public within 60 days of the event related to those data/results and always provided that copyright symbol appears together as follows below.

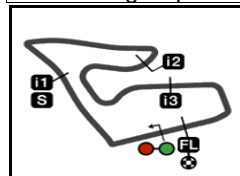
© DORNA, 2020

Official MotoGP Timing by TISSOT
www.motogp.com

Spielberg, Friday, August 21, 2020

moto2™






4318 m.

BMW M GRAND PRIX OF STYRIA

Free Practice Nr. 2

Combined Free Practice Times

7

		Rider	Nation	Team	MOTORCYCLE	FP1	FP2	Gap
1	22	S.LOWES	GBR	EG 0,0 Marc VDS	KALEX	1'28.733	13 1'29.623	23
2	87	R.GARDNER	AUS	Onexox TKKR SAG Team	KALEX	1'28.749	14 1'29.134	20 0.016 0.016
3	88	J.MARTIN	SPA	Red Bull KTM Ajo	KALEX	1'28.793	11 1'29.538	3 0.060 0.044
4	11	N.BULEGA	ITA	Federal Oil Gresini Moto2	KALEX	1'28.814	20 1'30.103	12 0.081 0.021
5	10	L.MARINI	ITA	SKY Racing Team VR46	KALEX	1'28.850	21 1'29.472	19 0.117 0.036
6	37	A.FERNANDEZ	SPA	EG 0,0 Marc VDS	KALEX	1'28.851	19 1'29.577	13 0.118 0.001
7	72	M.BEZZECCHI	ITA	SKY Racing Team VR46	KALEX	1'28.870	17 1'29.092	7 0.137 0.019
8	44	A.CANET	SPA	Openbank Aspar Team	SPEED UP	1'28.920	17 1'29.644	6 0.187 0.050
9	33	E.BASTIANINI	ITA	Italtrans Racing Team	KALEX	1'29.051	18 1'29.683	5 0.318 0.131
10	23	M.SCHROTTER	GER	Liqui Moly Intact GP	KALEX	1'29.209	19 1'29.558	10 0.476 0.158
11	42	M.RAMIREZ	SPA	Tennor American Racing	KALEX	1'29.294	19 1'29.651	21 0.561 0.085
12	9	J.NAVARRO	SPA	+ EGO Speed Up	SPEED UP	1'29.400	19 1'29.302	18 0.569 0.008
13	12	T.LUTHI	SWI	Liqui Moly Intact GP	KALEX	1'29.310	8 1'29.509	15 0.577 0.008
14	40	H.GARZO	SPA	Flexbox HP 40	KALEX	1'29.338	5 1'29.406	5 0.605 0.028
15	35	S.CHANTRA	THA	IDEMITSU Honda Team Asia	KALEX	1'29.372	20 1'29.350	18 0.617 0.012
16	27	A.IZDIHAR	INA	IDEMITSU Honda Team Asia	KALEX	1'29.352	8 1'29.975	3 0.619 0.002
17	16	J.ROBERTS	USA	Tennor American Racing	KALEX	1'29.374	11 1'30.016	6 0.641 0.022
18	77	D.AEGERTER	SWI	NTS RW Racing GP	NTS	1'29.528	19 1'29.975	7 0.795 0.154
19	57	E.PONS	SPA	Federal Oil Gresini Moto2	KALEX	1'29.558	4 1'29.699	20 0.825 0.030
20	45	T.NAGASHIMA	JPN	Red Bull KTM Ajo	KALEX	1'29.627	17 1'29.564	21 0.831 0.006
21	62	S.MANZI	ITA	MV Agusta Forward Racing	MV AGUSTA	1'29.627	17 1'30.074	12 0.894 0.063
22	7	L.BALDASSARRI	ITA	Flexbox HP 40	KALEX	1'29.631	20 1'29.842	10 0.898 0.004
23	19	L.DALLA PORTA	ITA	Italtrans Racing Team	KALEX	1'29.673	22 1'29.965	20 0.940 0.042
24	97	X.VIERGE	SPA	Petronas Sprinta Racing	KALEX	1'29.719	17 1'29.726	17 0.986 0.046
25	21	F.DI GIANNANTO	ITA	+ EGO Speed Up	SPEED UP	1'29.747	18 1'30.107	11 1.014 0.028
26	96	J.DIXON	GBR	Petronas Sprinta Racing	KALEX	1'29.821	4 1'30.046	12 1.088 0.074
27	64	B.BENDSNEYDEI	NED	NTS RW Racing GP	NTS	1'29.956	11 1'30.416	3 1.223 0.135
28	99	K.DANIEL	MAL	Onexox TKKR SAG Team	KALEX	1'30.074	17 1'30.360	14 1.341 0.118
29	24	S.CORSI	ITA	MV Agusta Forward Racing	MV AGUSTA	1'30.643	5 1'30.641	6 1.908 0.567
30	5	A.MEDINA	SPA	Openbank Aspar Team	SPEED UP	1'30.754	17 1'31.145	14 2.021 0.113

Pole Position Record:	2020	Remy GARDNER	1'28.681	175.2 Km/h
Best Race Lap:	2019	Luca MARINI	1'29.018	174.6 Km/h
All Time Lap Record:	2020	Remy GARDNER	1'28.681	175.2 Km/h

The results are provisional until the end of the limit for protest and appeals.

Time limit for protest expires 60' after publication of the results - Mr. Time:

These data/results cannot be reproduced, stored and/or transmitted in whole or in part by any manner of electronic, mechanical, photocopying, recording, broadcasting or otherwise now known or herein after developed without the previous express consent by the copyright owner, except for reproduction in daily press and regular printed publications on sale to the public within 60 days of the event related to those data/results and always provided that copyright symbol appears together as follows below.

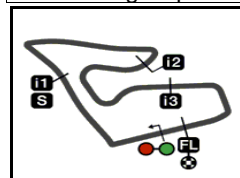
© DORNA, 2020

Official MotoGP Timing by TISSOT

www.motogp.com

Spielberg, Friday, August 21, 2020





4318 m.

BMW M GRAND PRIX OF STYRIA**Free Practice Nr. 2****Top Speed & Average****8**

Rider	Nation	Motorcycle	Top 5 speeds					Average	Top
42 Marcos RAMIREZ	SPA	KALEX	260.8	258.9	258.3	257.7	257.7	258.3	260.8
45 Tetsuta NAGASHIMA	JPN	KALEX	260.8	260.2	258.3	258.3	258.3	259.2	260.8
12 Thomas LUTHI	SWI	KALEX	260.2	258.3	257.7	257.1	256.5	258.0	260.2
27 Andi Farid IZDIHAR	INA	KALEX	260.2	260.2	258.9	258.3	258.3	259.2	260.2
37 Augusto FERNANDEZ	SPA	KALEX	260.2	256.5	255.9	255.9	255.9	256.4	260.2
72 Marco BEZZECCHI	ITA	KALEX	260.2	260.2	259.6	258.9	258.3	259.3	260.2
99 Kasma DANIEL	MAL	KALEX	260.2	259.6	257.1	257.1	256.5	257.8	260.2
57 Edgar PONS	SPA	KALEX	259.6	257.1	257.1	256.5	256.5	257.1	259.6
88 Jorge MARTIN	SPA	KALEX	259.6	259.6	258.9	258.9	258.3	258.8	259.6
7 Lorenzo BALDASSARRI	ITA	KALEX	258.9	258.3	257.1	256.5	255.3	256.7	258.9
40 Hector GARZO	SPA	KALEX	258.9	258.3	257.7	257.1	256.5	257.4	258.9
87 Remy GARDNER	AUS	KALEX	258.9	257.1	257.1	256.5	255.9	256.9	258.9
11 Nicolò BULEGA	ITA	KALEX	258.3	258.3	258.3	256.5	256.5	257.6	258.3
19 Lorenzo DALLA PORTA	ITA	KALEX	258.3	258.3	258.3	258.3	258.3	258.3	258.3
23 Marcel SCHROTTER	GER	KALEX	258.3	258.3	257.7	257.7	257.7	257.9	258.3
10 Luca MARINI	ITA	KALEX	257.7	256.5	255.9	255.9	255.9	256.1	257.7
16 Joe ROBERTS	USA	KALEX	257.7	257.1	256.5	256.5	256.5	256.9	257.7
9 Jorge NAVARRO	SPA	SPEED UP	257.1	257.1	256.5	256.5	256.5	256.7	257.1
22 Sam LOWES	GBR	KALEX	257.1	256.5	255.9	255.9	255.9	256.1	257.1
35 Somkiat CHANTRA	THA	KALEX	257.1	256.5	256.5	256.5	255.9	256.4	257.1
96 Jake DIXON	GBR	KALEX	257.1	255.9	255.9	254.1	254.1	255.4	257.1
21 Fabio DI GIANNANTONIO	ITA	SPEED UP	256.5	255.9	255.9	255.9	255.9	256.0	256.5
33 Enea BASTIANINI	ITA	KALEX	256.5	256.5	255.9	255.9	255.9	256.1	256.5
64 Bo BENDSNEYDER	NED	NTS	256.5	256.5	256.5	255.9	255.9	256.1	256.5
77 Dominique AEGERTER	SWI	NTS	256.5	255.9	255.3	255.3	255.3	255.6	256.5
97 Xavi VIERGE	SPA	KALEX	256.5	256.5	255.9	255.9	255.3	256.0	256.5
44 Aron CANET	SPA	SPEED UP	255.3	255.3	255.3	255.3	254.7	255.2	255.3
24 Simone CORSI	ITA	MV AGUSTA	254.7	254.7	253.5	252.9	252.9	253.7	254.7
62 Stefano MANZI	ITA	MV AGUSTA	254.7	254.7	254.7	254.7	254.7	254.7	254.7
5 Alejandro MEDINA	SPA	SPEED UP	252.3	252.3	252.3	252.3	252.3	252.3	252.3

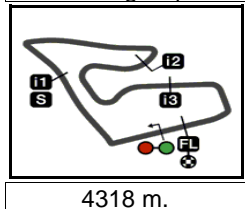
These data/results cannot be reproduced, stored and/or transmitted in whole or in part by any manner of electronic, mechanical, photocopying, recording, broadcasting or otherwise now known or herein after developed without the previous express consent by the copyright owner, except for reproduction in daily press and regular printed publications on sale to the public within 60 days of the event related to those data/results and always provided that copyright symbol appears together as follows below.

© DORNA, 2020

Official MotoGP Timing by TISSOT
www.motogp.com

Spielberg, Friday, August 21, 2020





BMW M GRAND PRIX OF STYRIA

Free Practice Nr. 2

Chronological Analysis of Performances

9

* Lap / Sector time cancelled **T1** Time from finish line to 1st intermediate **T3** Time from 2nd intermed. to 3rd intermed.
P Crossing the finish line in pit lane **T2** Time from 1st intermed. to 2nd intermed. **T4** Time from 3rd intermediate to finish line

Lap	Lap Time	T1	T2	T3	T4	Speed	Lap	Lap Time	T1	T2	T3	T4	Speed	
1st	72	Marco BEZZECCHI SKY Racing Team VR ITA						20	1'29.134	19.170	28.108	24.448	17.408	257.1
		Runs=2 Total laps=22 Full laps=15						21	1'29.448	19.257	28.225	24.688	17.278	255.9
1	1'38.656	10.989	29.719	25.515	17.832	251.1	3rd	9	Jorge NAVARRO + EGO Speed Up SPA					
2	1'29.851	19.420	28.405	24.808	17.218	257.1			Runs=3 Total laps=18 Full laps=10					
3	1'29.423	19.083	28.327	24.618	17.395	259.6	1	1'56.168	12.346	34.403	26.408	18.103	218.6	
4	1'29.362	19.196	28.259	24.677	17.230	256.5	2	1'32.587 *	19.803	30.078	25.198 *	17.508	254.7	
5	1'29.136	19.077	28.229	24.696	17.134	257.1	3	1'30.343	19.343	28.614	24.869	17.517	257.1	
6	1'29.115 *	19.051	28.189	24.695 *	17.180	257.7	4	1'30.368 *	19.43 *	28.328	24.983	17.626 *	256.5	
7	1'29.092	19.068	28.156	24.644	17.224	257.1	5	1'29.753	19.248	28.381	24.842	17.282	256.5	
8	1'29.375	19.119	28.326	24.678	17.252	257.1	6	1'29.703	19.216	28.238	24.888	17.361	256.5	
9	1'29.207	19.044	27.987	24.765	17.411	257.7	7	1'29.757	19.272	28.251	24.749	17.485	255.9	
10	1'29.661 *	19.31 *	28.252	24.721	17.376	256.5	8	1'29.960 *	19.270	28.405	24.917 *	17.368	256.5	
11	1'29.140	19.107	28.065	24.647	17.321	258.9	9	1'47.597 P	21.59 *	35.676	25.929	24.400	181.5	
12	1'30.174 *	19.06 *	28.493	24.990	17.626	257.7	10	1'108.497	12.161	29.197	25.265	17.546	242.6	
13	1'29.162	19.185	28.169	24.560	17.248	257.7	11	1'30.191	19.411	28.429	24.914	17.437	253.5	
14	1'36.759 P	19.131	28.144	24.989	24.495	256.5	12	1'29.892	19.336	28.285	24.883	17.388	254.1	
15	9'46.682	13.765	38.576	25.793	17.557	232.2	13	1'29.670	19.292	28.219	24.799	17.360	256.5	
16	1'29.724	19.164	28.442	24.808	17.310	257.7	14	1'36.052 P	19.250	28.422	25.111	23.269	257.1	
17	1'29.421	18.992	28.197	24.877	17.355	260.2	15	5'11.583	11.922	29.833	25.525	17.566	246.0	
18	1'29.428	19.016	28.277	24.666	17.469	258.3	16	1'29.957	19.429	28.376	24.843	17.309	253.5	
19	1'29.185	19.087	28.093	24.667	17.338	258.3	17	1'29.330	19.251	28.081	24.580	17.418	255.3	
20	1'29.390	19.100	28.281	24.684	17.325	257.7	18	1'29.302	19.212	28.043	24.679	17.368	255.9	
21	1'32.132 *	19.22 *	30.333	25.012	17.566	255.9	4th	35	Somkiat CHANTRA IDEMITSU Honda Te THA					
22	1'29.112	19.016	28.106	24.670	17.320	260.2			Runs=3 Total laps=20 Full laps=10					
2nd	87	Remy GARDNER Onexox TKKR SAG T AUS						1	1'41.799	11.450	29.488	25.554	17.621	247.7
		Runs=2 Total laps=21 Full laps=14						2	1'30.602	19.478	28.576	25.057	17.491	256.5
1	1'52.733	11.054	30.762	25.302	17.753	246.5	3	1'30.392	19.348	28.522	25.144	17.378	254.7	
2	1'31.094	19.550	29.009	24.945	17.590	258.9	4	1'32.339 *	20.94 *	28.913	25.051	17.433	229.2	
3	1'30.026	19.531	28.513	24.706	17.276	254.1	5	1'29.831	19.318	28.398	24.794	17.321	256.5	
4	1'29.919 *	19.46 *	28.389	24.726	17.341	253.5	6	1'29.652	19.270	28.317	24.745	17.320	255.9	
5	1'29.846	19.475	28.185	24.740	17.446	254.1	7	1'38.171 P	19.439	28.439	26.166 *	24.127	257.1	
6	1'30.394	19.449	28.746	24.795	17.404	253.5	8	6'01.383	11.277	31.922	25.587	17.462	245.4	
7	1'29.657	19.412	28.262	24.656	17.327	254.1	9	1'30.393	19.437	28.463	25.022	17.471	253.5	
8	1'29.780	19.376	28.327	24.750	17.327	253.5	10	1'30.470	19.467	28.493	25.040	17.470	253.5	
9	1'35.603	19.399	29.405	29.164	17.635	253.5	11	1'30.353	19.404	28.470	25.092	17.387	252.9	
10	1'30.210 *	19.408	28.482	24.919 *	17.401	254.7	12	1'30.377 *	19.372	28.300	24.996	17.709 *	252.3	
11	1'29.960	19.450	28.327	24.772	17.411	254.1	13	1'37.823 P	19.576	28.608	25.507 *	24.132	251.7	
12	1'29.681	19.395	28.214	24.726	17.346	254.1	14	6'53.688	13.896	33.317	25.687	17.945	183.3	
13	1'30.080 *	19.316	28.383	24.800	17.581 *	255.3	15	1'29.868 *	19.367	28.320	24.920	17.261 *	254.7	
14	1'39.148 P	20.074	28.978	25.406	24.690	244.8	16	1'31.493	19.325	29.532	25.160	17.476	254.1	
15	10'42.861 *	11.441	32.130	27.199	23.533 *	242.6	17	1'29.390	19.195	28.216	24.744	17.235	255.9	
16	1'29.669	19.389	28.383	24.714	17.183	257.1	18	1'29.350	19.196	28.156	24.740	17.258	256.5	
17	1'29.250	19.141	28.078	24.661	17.370	255.9	19	1'31.571 *	20.69 *	28.326	25.102	17.452	243.7	
18	1'29.926	19.217	28.540	24.663	17.506	256.5	20	1'31.348 *	19.37 *	28.160	25.024	18.787	253.5	
19	1'35.930 *	19.66 *	34.096	24.807	17.358	253.5								

Fastest Lap: Marco BEZZECCHI SKY Racing Team VR ITA 1'29.092 19.068 28.156 24.644 17.224

These data/results cannot be reproduced, stored and/or transmitted in whole or in part by any manner of electronic, mechanical, photocopying, recording, broadcasting or otherwise now known or herein after developed without the previous express consent by the copyright owner, except for reproduction in daily press and regular printed publications on sale to the public within 60 days of the event related to those data/results and always provided that copyright symbol appears together as follows below.
 © DORNA, 2020



Free Practice Nr. 2

Moto2

Lap	Lap Time	T1	T2	T3	T4	Speed	Lap	Lap Time	T1	T2	T3	T4	Speed	
5th	40	Hector GARZO					SPA	9	1'30.174	19.385	28.296	25.033	17.460	254.7
		Runs=2		Total laps=20		Full laps=15	10	1'30.118	19.304	28.166	25.068	17.580	255.3	
1	1'53.160	10.695	31.076	25.282	17.809	245.4	11	1'35.582 P	19.320	28.406	24.902	22.954	254.1	
2	1'31.254 *	19.518	28.766	25.325*	17.645	258.3	12	8'27.926 *	12.296	30.773	25.518	17.915*	193.8	
3	1'29.721	19.366	28.493	24.571	<u>17.291</u>	256.5	13	1'31.502	19.349	29.465	25.229	17.459	254.7	
4	1'30.119	19.287	28.570	24.720	17.542	257.7	14	1'29.978	19.278	28.143	25.109	17.448	255.9	
5	<u>1'29.406</u>	19.205	<u>28.251</u>	<u>24.510</u>	17.440	257.1	15	<u>1'29.509</u>	19.272	<u>28.062</u>	24.807	<u>17.368</u>	254.7	
6	1'37.314	19.491	35.349	24.763	17.711	256.5	16	1'29.513	19.248	28.095	24.786	17.384	254.7	
7	1'29.896	<u>19.177</u>	28.551	24.625	17.543	<u>258.9</u>	17	1'32.272 *	20.894	29.074	24.871	17.433	217.7	
8	1'31.268	20.032	28.857	24.732	17.647	253.5	18	1'29.616	19.321	28.149	<u>24.721</u>	17.425	254.7	
9	1'30.312	19.395	28.572	24.838	17.507	256.5								
10	1'43.774 P	22.61*	30.112	25.487	25.564	203.3								
6th	10	Luca MARINI					ITA	8th 88						
		Runs=2		Total laps=20		Full laps=15			Runs=3		Total laps=16		Full laps=9	
1	1'37.883	10.946	30.068	25.795	17.878	247.1	1	1'51.149	10.568	30.310	25.305	17.631	252.9	
2	1'30.149	19.392	28.346	25.012	17.399	254.7	2	1'29.955	19.245	28.373	24.874	17.463	258.3	
3	1'29.890	19.280	28.254	24.879	17.477	255.3	3	<u>1'29.538</u>	19.123	<u>28.141</u>	24.783	17.491	<u>259.6</u>	
4	1'30.126	19.284	28.568	24.933	17.341	255.9	4	1'34.745 P	19.23*	28.285	24.825	22.401	257.7	
5	1'29.724	19.264	28.229	24.847	17.384	255.3	5	10'46.334	10.746			18.187	251.1	
6	1'29.579	19.218	28.177	24.832	17.352	255.9	6	1'29.989	19.348	28.365	24.897	17.379	257.7	
7	1'29.706 *	19.289	28.178	<u>24.768</u>	17.471*	255.3	7	1'29.636	19.142	28.272	24.855	<u>17.367</u>	258.3	
8	1'29.820	19.254	28.283	24.896	17.387	255.9	8	1'29.588	<u>19.092</u>	28.230	24.854	17.412	258.3	
9	1'29.669	19.264	28.167	24.892	17.346	254.7	9	1'29.660	19.139	28.260	24.877	17.384	257.7	
10	1'29.839	19.296	28.239	24.855	17.449	255.9	10	1'38.734 P	19.190	29.983	25.371	24.190	257.7	
11	1'35.456 P	19.225	28.304	25.022	22.905	256.5	11	8'45.710	11.082	29.348	25.287	17.496	251.1	
12	11'20.584	11.265	29.807	25.818	17.720	246.5	12	1'29.915	19.267	28.295	24.954	17.399	257.7	
13	1'30.511	19.458	28.470	25.093	17.490	254.7	13	1'29.652 *	19.11*	28.229	24.940	17.368	259.6	
14	1'29.877	19.258	28.238	24.963	17.418	255.9	14	1'29.814	19.187	28.205	24.994	17.428	258.9	
15	1'29.872 *	19.36*	28.130	24.980	17.394	255.3	15	1'29.559 *	19.194	28.166	<u>24.759</u>	17.440	258.3	
16	1'29.834	19.264	28.328	24.837	17.405	255.9	16	1'29.790	19.129	28.314	24.820	17.527	258.9	
17	1'29.780	<u>19.140</u>	28.424	24.877	17.339	<u>257.7</u>								
18	1'29.614	19.246	28.190	24.868	<u>17.310</u>	255.9								
19	<u>1'29.472</u>	19.180	<u>28.066</u>	24.896	17.330	255.9								
20	1'29.535	19.156	28.179	24.852	17.348	255.9								
7th	12	Thomas LUTHI					SWI	9th 23						
		Runs=3		Total laps=18		Full laps=11			Runs=2		Total laps=21		Full laps=13	
1	1'56.581	11.270	31.169	26.513	18.277	243.7	1	2'11.736 *	10.895	29.726	25.677	17.689*	247.7	
2	1'30.870	19.552	28.621	25.153	17.544	258.3	2	1'30.437	19.355	28.507	25.057	17.518	256.5	
3	1'30.596	19.349	28.636	25.049	17.562	257.7	3	1'29.877	19.323	28.290	24.847	17.417	257.7	
4	1'29.885 *	19.33*	28.144	24.914	17.495	255.9	4	1'29.741	19.229	28.243	24.850	17.419	257.7	
5	1'29.835	<u>19.209</u>	28.212	24.816	17.598	257.1	5	1'29.740	19.238	28.238	24.855	17.409	256.5	
6	1'36.421 P	19.333	28.658	25.137	23.293	<u>260.2</u>	6	1'29.769	19.258	28.223	24.862	17.426	257.7	
7	7'18.320	11.552	29.083	25.408	17.638	246.0	7	1'29.618	19.174	28.240	24.822	17.382	<u>258.3</u>	
8	1'30.319	19.302	28.426	25.090	17.501	256.5	8	1'29.726	19.194	28.215	24.888	17.429	257.7	
							9	1'33.340	<u>19.158</u>	28.803	27.359	18.020	257.7	
							10	<u>1'29.558</u>	19.178	28.272	24.758	<u>17.350</u>	258.3	
							11	1'37.825 P	19.254	28.925	25.611	24.035	257.1	
							12	10'05.062 *	11.107	30.355	25.659	17.482*	244.8	
							13	1'30.074 *	19.40*	28.338	24.939	17.388	254.1	
							14	1'29.864	19.268	28.286	24.832	17.478	255.9	
							15	1'29.561	19.200	28.233	24.764	17.364	257.1	
							16	1'31.778 *	19.213	30.290	24.900	17.375*	257.1	
							17	1'29.964 *	19.26*	28.332	24.826	17.538*	257.1	
							18	1'30.044 *	19.403	28.359	24.787	17.495*	255.9	
							19	1'29.728	19.218	28.265	24.793	17.452	256.5	
							20	1'29.800 *	19.314	<u>28.202</u>	24.853	17.431*	256.5	
							21	1'29.586	19.161	28.243	<u>24.734</u>	17.448	257.7	

Fastest Lap: Marco BEZZECCHI SKY Racing Team VR ITA **1'29.092** 19.068 28.156 24.644 17.224

These data/results cannot be reproduced, stored and/or transmitted in whole or in part by any manner of electronic, mechanical, photocopying, recording, broadcasting or otherwise now known or herein after developed without the previous express consent by the copyright owner, except for reproduction in daily press and regular printed publications on sale to the public within 60 days of the event related to those data/results and always provided that copyright symbol appears together as follows below.
© DORNA, 2020

Official MotoGP Timing by TISSOT
www.motogp.com

Spielberg, Friday, August 21, 2020

Page 2 of 7



Free Practice Nr. 2

Moto2

Lap	Lap Time	T1	T2	T3	T4	Speed	Lap	Lap Time	T1	T2	T3	T4	Speed	
10th	45	Tetsuta NAGASHIM Red Bull KTM Ajo JPN					Runs=2 Total laps=21 Full laps=11	8	1'29.882	19.318	28.456	24.817	17.291	255.9
1	1'47.202	11.509	30.036	25.640	17.873	247.7	9	1'31.576 *	19.339	30.082	24.834*	17.321	255.9	
2	1'30.361 *	19.332	28.492	25.005*	17.532	256.5	10	1'30.177	19.381	28.311	25.157	17.328	255.3	
3	1'30.114	19.271	28.477	24.894	17.472	260.8	11	1'34.180	19.409	28.522	28.780	17.469	254.7	
4	1'29.864	19.239	28.397	24.862	17.366	258.3	12	1'29.632	19.369	28.301	24.653	17.309	255.3	
5	1'30.324	19.179	28.652	24.919	17.574	260.2	13	1'37.958 P	19.277	28.409	25.876	24.396	257.1	
6	1'30.364 *	19.358	28.739	24.884	17.383*	257.1	14	6'19.815 *	12.489	30.125	25.317*	17.541	240.5	
7	1'29.953	19.255	28.401	24.853	17.444	255.9	15	1'29.639	19.365	28.303	24.713	17.258	254.1	
8	1'29.789	19.245	28.368	24.819	17.357	256.5	16	1'30.516	19.367	28.395	24.700	18.054	255.3	
9	1'29.905 *	19.22 *	28.428	24.886	17.370	256.5	17	1'29.716	19.460	28.326	24.669	17.261	255.9	
10	1'30.021 *	19.274	28.363	24.967	17.417*	256.5	18	1'29.435 *	19.301	28.221	24.660*	17.253	256.5	
11	1'30.512	19.282	28.673	25.060	17.497	255.3	19	1'31.296	19.301	28.309	26.291	17.395	255.9	
12	1'29.902	19.235	28.389	24.872	17.406	256.5	20	1'29.743	19.501	28.237	24.662	17.343	255.9	
13	1'30.193	19.420	28.494	24.834	17.445	255.3	21	1'29.772	19.338	28.206	24.837	17.391	255.3	
14	1'30.222 *	19.352	28.519	24.837	17.514*	255.9	22	1'32.849 *	19.473	30.772	25.154	17.450	255.3	
15	1'30.197	19.498	28.457	24.842	17.400	252.9	23	1'29.623	19.365	28.293	24.662	17.303	255.9	
16	1'36.124 P	19.223	28.390	24.902	23.609	256.5	13th 44 Aron CANET Openbank Aspar Tea SPA							
17	9'35.289 *	11.587	31.249	25.626	17.818*	247.1	Runs=2 Total laps=13 Full laps=8							
18	1'33.665 *	19.410	28.441	25.861	19.953*	256.5	1	2'03.461	11.589	29.707	25.765	18.077	242.6	
19	1'30.282	19.221	28.824	24.868	17.369	258.3	2	1'30.845	19.544	28.648	25.179	17.474	254.1	
20	1'30.089 *	19.37*	28.580	24.786	17.351	258.3	3	1'30.168	19.336	28.445	24.877	17.510	255.3	
21	1'29.564	19.141	28.280	24.829	17.314	257.7	4	1'30.136	19.446	28.446	24.849	17.395	254.7	
							5	1'29.701	19.280	28.300	24.737	17.384	255.3	
							6	1'29.644	19.283	28.242	24.730	17.389	255.3	
							7	1'37.398 P	19.292	28.297	25.443	24.366	255.3	
							8	9'26.593	12.910	30.938	25.131	17.800	240.5	
							9	1'30.304	19.546	28.538	24.865	17.355	251.1	
							10	1'29.981	19.401	28.298	24.887	17.395	252.9	
							11	1'29.970	19.407	28.427	24.864	17.272	252.3	
							12	1'37.625 P	19.472	29.168	25.393	23.592	250.5	
							13	10'35.454	12.360	29.143	25.107	17.311	244.3	
11th	37	Augusto FERNAND EG 0,0 Marc VDS SPA					Runs=2 Total laps=20 Full laps=16	14th 42 Marcos RAMIREZ Tennor American Raci SPA						
1	2'14.126	11.181	29.768	25.462	17.759	246.5	Runs=2 Total laps=21 Full laps=13							
2	1'30.565	19.412	28.591	25.062	17.500	255.3	1	1'47.946	11.490	30.458	26.453	17.819	246.5	
3	1'29.937	19.414	28.298	24.797	17.428	255.3	2	1'31.069	19.557	28.819	25.044	17.649	256.5	
4	1'29.890	19.323	28.370	24.828	17.369	256.5	3	1'30.348	19.495	28.448	24.920	17.485	257.7	
5	1'29.792	19.351	28.231	24.810	17.400	255.9	4	1'30.173	19.404	28.436	24.838	17.495	258.9	
6	1'29.614	19.277	28.222	24.741	17.374	255.9	5	1'35.743 *	19.37 *	28.481	26.997	20.894	256.5	
7	1'29.782	19.331	28.315	24.791	17.345	255.9	6	1'30.250 *	19.418	28.475	24.747	17.610*	258.3	
8	1'29.778	19.284	28.276	24.842	17.376	255.9	7	1'29.732	19.362	28.239	24.677	17.454	257.1	
9	1'29.805	19.355	28.231	24.791	17.428	254.7	8	1'30.710	19.392	28.668	25.077	17.573	257.1	
10	1'29.903	19.305	28.241	24.899	17.458	255.3	9	1'30.231	19.418	28.422	24.799	17.592	256.5	
11	1'31.795	19.765	28.786	25.395	17.849	254.1	10	1'45.316 P	20.92*	31.986	26.823	25.585	183.0	
12	1'29.918	19.428	28.215	24.882	17.393	254.7	11	9'02.062	12.384	35.119	25.511	17.836	231.7	
13	1'29.577	19.246	28.203	24.762	17.366	255.9	12	1'36.076	19.770	32.389	26.129	17.788	251.7	
14	1'29.824 *	19.236	28.191	24.779	17.618*	255.9	13	1'29.899 *	19.42*	28.274	24.720	17.485	255.9	
15	1'29.583	19.270	28.236	24.744	17.333	255.9	14	1'30.385	19.328	28.775	24.818	17.464	257.1	
16	1'38.830 P	19.89*	30.282	26.424	22.227	241.6	15	1'35.126	19.366	31.759	26.401	17.600	256.5	
17	10'40.229 *	11.616	29.499	25.140	17.484*	248.2	16	1'29.698	19.350	28.281	24.682	17.385	257.7	
18	1'29.846	19.375	28.291	24.825	17.355	254.7	17	1'36.009	19.339	33.202	25.551	17.917	257.7	
19	1'29.632	19.296	28.208	24.747	17.381	255.9	18	1'33.749 *	19.391	28.433	25.722	20.203*	257.7	
20	1'37.195	19.356	35.414	24.986	17.439	260.2	19	1'30.067	19.377	28.400	24.772	17.518	257.1	
							20	1'30.773 *	19.230	29.192	24.887*	17.464	260.8	
							21	1'29.651	19.302	28.263	24.638	17.448	257.7	

Fastest Lap: Marco BEZZECCHI SKY Racing Team VR ITA **1'29.092** 19.068 28.156 24.644 17.224

These data/results cannot be reproduced, stored and/or transmitted in whole or in part by any manner of electronic, mechanical, photocopying, recording, broadcasting or otherwise now known or herein after developed without the previous express consent by the copyright owner, except for reproduction in daily press and regular printed publications on sale to the public within 60 days of the event related to those data/results and always provided that copyright symbol appears together as follows below.
© DORNA, 2020

Official MotoGP Timing by TISSOT
www.motogp.com

Spielberg, Friday, August 21, 2020

Page 3 of 7



Free Practice Nr. 2

Moto2

Lap	Lap Time	T1	T2	T3	T4	Speed	Lap	Lap Time	T1	T2	T3	T4	Speed
15th 33 Enea BASTIANINI Italtrans Racing Team ITA							8	1'35.804 P	19.410	28.533	24.962	22.899	255.9
Runs=2 Total laps=20 Full laps=12							9	9'16.906	11.957	32.791	26.838	18.145	236.3
1	2'18.722	11.888	30.248	25.832	17.909	245.4	10	1'30.988 *	19.67*	28.741	25.057	17.515	251.1
2	1'30.561	19.559	28.430	25.165	17.407	253.5	11	1'38.986 P	20.97*	29.120	25.694	23.201	247.1
3	1'29.882	19.354	28.225	24.953	17.350	255.9	12	6'11.194	12.201	32.771	25.580	17.723	243.2
4	1'29.724	19.275	28.157	24.944	17.348	254.7	13	1'30.734	19.410	28.717	25.165	17.442	254.1
5	1'29.683	19.288	28.218	24.843	17.334	255.9	14	1'31.907	19.446	29.615	25.344	17.502	252.3
6	1'31.426	19.595	28.837	25.541	17.453	245.4	15	1'29.880	19.289	28.302	24.924	17.365	252.9
7	1'29.959 *	19.377	28.258	24.929	17.395*	254.7	16	1'29.989	19.240	28.346	24.981	17.422	254.1
8	1'31.658	20.362	28.719	25.175	17.402	243.2	17	1'29.726	19.258	28.124	24.923	17.421	254.1
9	1'30.065 *	19.396	28.206	24.984*	17.479*	255.3	18	1'29.878	19.275	28.285	24.837	17.481	254.1
10	1'29.827	19.285	28.230	24.937	17.375	255.9	18th 7 Lorenzo BALDA Flexbox HP 40 ITA						
11	1'31.131	19.313	28.617	25.623	17.578	255.3	Runs=3 Total laps=17 Full laps=8						
12	1'29.979	19.418	28.242	24.959	17.360	256.5	1	1'51.258	10.653	29.833	25.186	17.578	252.3
13	1'37.329 P	19.354	28.516	25.662	23.797	255.9	2	1'30.094	19.447	28.523	24.713	17.411	257.1
14	11'50.759 *	12.393	30.815	26.195	25.267*	236.3	3	1'29.844 *	19.166	28.486	24.774*	17.418	258.9
15	1'30.818	19.403	28.238	25.310	17.867	254.1	4	1'40.582 P	19.240	28.352	27.807	25.183	258.3
16	1'29.685 *	19.393	28.205	24.850	17.237*	254.7	5	8'26.799	11.345	31.029	31.240	17.864	223.6
17	1'32.429	19.341	28.128	27.467	17.493	256.5	6	2'09.369	19.643	28.701	25.207	17.717	252.9
18	1'31.562 *	19.219	29.679	25.175*	17.489*	255.9	7	1'31.191 *	19.56*	28.701	25.207	17.717	252.9
19	1'29.827	19.285	28.137	24.827	17.578	255.3	8	1'30.435	19.482	28.465	25.024	17.464	253.5
20	1'39.870 P	19.731	30.880	25.728	23.531	254.1	9	1'31.523 *	19.58*	28.918	25.660	17.362	250.0
16th 57 Edgar PONS Federal Oil Gresini M SPA							10	1'29.842	19.353	28.377	24.786	17.326	255.3
Runs=2 Total laps=20 Full laps=13							11	1'36.992 P	19.419	28.495	25.223	23.855	254.7
1	1'59.306	17.601	36.590	28.491	18.201	158.8	12	7'33.615 *	10.947	29.178	26.146	22.907*	248.2
2	1'30.787	19.512	28.782	24.887	17.606	257.1	13	1'30.427	19.603	28.547	24.762	17.515	254.7
3	1'32.275	19.308	30.436	24.894	17.637	259.6	14	1'29.944	19.397	28.422	24.681	17.444	256.5
4	1'30.237	19.403	28.535	24.653	17.646	255.9	15	1'31.030	19.420	29.430	24.709	17.471	255.3
5	1'35.163	19.349	33.032	25.118	17.664	257.1	16	1'38.769 *	19.486	35.382	26.382	17.519*	254.7
6	1'30.148	19.469	28.364	24.775	17.540	255.9	17	1'30.218	19.370	28.562	24.804	17.482	255.3
7	1'30.474	19.556	28.545	24.831	17.542	253.5	19th 19 Lorenzo DALLA PO Italtrans Racing Team ITA						
8	1'44.246	19.407	28.499	38.743	17.597	255.3	Runs=2 Total laps=23 Full laps=17						
9	1'30.103	19.368	28.380	24.791	17.564	256.5	1	1'52.393	11.019	31.258	25.487	17.902	236.3
10	1'30.195 *	19.314	28.487	24.862*	17.532*	256.5	2	1'32.466	19.668	29.534	25.492	17.772	255.3
11	1'44.399 *	19.495	31.955	32.438	20.511*	255.3	3	1'31.372 *	19.72*	28.845	25.158	17.643	255.9
12	1'37.233 P	19.431	28.366	26.058*	23.378	255.9	4	1'30.878	19.414	28.802	25.015	17.647	258.3
13	10'21.323	11.551	29.269	25.149	17.672	243.2	5	1'30.552	19.410	28.606	24.932	17.604	258.3
14	1'30.456	19.467	28.412	24.940	17.637	254.7	6	1'30.478	19.325	28.643	24.936	17.574	257.1
15	1'41.362	19.354	35.800	26.160	20.048	256.5	7	1'30.492	19.279	28.640	24.950	17.623	257.7
16	1'41.502	19.486	33.599	29.622	18.795	255.9	8	1'30.714	19.432	28.691	24.946	17.645	258.3
17	1'30.055 *	19.47 *	28.350	24.697	17.537	255.3	9	1'33.609 *	19.476	29.065	27.506*	17.562	255.9
18	1'29.703	19.322	28.297	24.630	17.454	256.5	10	1'30.916	19.473	28.714	25.053	17.676	256.5
19	1'31.213 *	20.042	28.965	24.699	17.507	240.0	11	1'30.784	19.425	28.612	25.063	17.684	256.5
20	1'29.699	19.371	28.279	24.507	17.542	255.3	12	1'30.433	19.379	28.465	25.023	17.566	255.9
17th 97 Xavi VIERGE Petronas Sprinta Raci SPA							13	1'30.379	19.314	28.480	24.979	17.606	256.5
Runs=3 Total laps=18 Full laps=11							14	1'41.906 P	20.61 *	29.968	27.504	23.823	250.0
1	1'58.231	11.276	31.802	26.312	18.328	244.3	15	6'23.794	11.555	29.418	25.265	17.647	246.5
2	1'31.393 *	19.752	28.794	25.058	17.789*	252.9	16	1'30.507	19.473	28.490	24.951	17.593	255.3
3	1'30.439	19.408	28.654	24.918	17.459	255.3	17	1'30.184	19.303	28.421	24.916	17.544	257.7
4	1'30.328	19.478	28.446	24.835	17.569	254.7	18	1'34.180	19.284	28.231	28.215	18.450	256.5
5	1'29.888	19.273	28.371	24.812	17.432	256.5	19	1'32.911 *	19.300	28.384	27.403*	17.824	257.7
6	1'30.416	19.300	28.584	24.868	17.664	255.9	20	1'29.965	19.216	28.433	24.830	17.486	258.3
7	1'30.122	19.315	28.456	24.804	17.547	256.5	21	1'30.306	19.308	28.730	24.757	17.511	258.3
Fastest Lap: Marco BEZZECCHI SKY Racing Team VR ITA 1'29.092 19.068 28.156 24.644 17.224							22	1'30.157	19.322	28.422	24.892	17.521	257.1

These data/results cannot be reproduced, stored and/or transmitted in whole or in part by any manner of electronic, mechanical, photocopying, recording, broadcasting or otherwise now known or herein after developed without the previous express consent by the copyright owner, except for reproduction in daily press and regular printed publications on sale to the public within 60 days of the event related to those data/results and always provided that copyright symbol appears together as follows below.



Free Practice Nr. 2

Moto2

Lap	Lap Time	T1	T2	T3	T4	Speed	Lap	Lap Time	T1	T2	T3	T4	Speed	
23	1'30.019	19.272	28.446	24.743	17.558	257.7	6	1'30.016	19.395	28.231	24.931	17.459	256.5	
20th 27 Andi Farid IZDIHAR IDEMITSU Honda Te INA							7	1'42.611	P 19.411	30.845	27.132	25.223	255.3	
Runs=2 Total laps=20 Full laps=15							8	5'07.920	12.950	32.893	27.911	17.782	242.1	
1	1'43.238	12.012	30.198	25.677	17.866	245.4	9	1'31.083	19.657	28.609	25.262	17.555	254.7	
2	1'30.260	19.326	28.395	24.977	17.562	257.7	10	1'30.256	19.486	28.330	24.956	17.484	255.3	
3	1'29.975	19.266	28.436	24.767	17.506	260.2	11	1'36.742	P 19.444	28.494	25.095	23.709	255.9	
4	1'30.620	19.376	28.653	24.888	17.703	260.2	12	12'47.592	13.143	32.687	25.441	17.735	200.3	
5	1'30.005	19.448	28.346	24.781	17.430	258.3	13	1'30.784	19.621	28.551	25.088	17.524	255.3	
6	1'30.416	19.423	28.289	24.913	17.791	257.7	14	1'30.258	19.424	28.382	24.979	17.473	256.5	
7	1'34.598	*	19.318	28.415	25.399*	21.466	15	1'30.598	*	19.43*	28.549	25.062	17.553	255.9
8	1'30.666	19.654	28.415	25.006	17.591	255.3	16	1'30.919	*	19.454	28.620	25.309	17.536	255.3
9	1'30.704	19.423	28.329	25.255	17.697	255.3	17	1'30.985	*	19.626	28.421	25.197	17.741*	255.9
10	1'41.686	P 19.331	29.234	26.581	26.540	256.5	23rd 96 Jake DIXON Petronas Sprinta Raci GBR							
Runs=2 Total laps=20 Full laps=16							1	1'58.529	11.453	29.928	26.117	18.460	246.0	
11	10'50.178	*	12.620	33.315	30.126	26.929*	238.4	2	1'31.147	19.580	28.900	24.897	17.770	255.9
12	1'32.011	20.189	28.916	25.208	17.698	252.9	3	1'30.817	19.482	28.872	24.858	17.605	257.1	
13	1'30.907	19.516	28.544	25.145	17.702	255.3	4	1'30.585	19.602	28.483	24.856	17.644	253.5	
14	1'30.641	19.461	28.335	25.180	17.665	256.5	5	1'30.366	19.481	28.457	24.901	17.527	253.5	
15	1'30.540	19.449	28.432	24.985	17.674	258.3	6	1'31.495	19.473	29.459	24.969	17.594	253.5	
16	1'30.844	19.449	28.679	25.109	17.607	258.9	7	1'30.356	19.462	28.480	24.877	17.537	252.3	
17	1'30.214	19.315	28.219	25.056	17.624	255.9	8	1'30.509	19.461	28.539	24.862	17.647	252.9	
18	1'30.610	*	19.400	28.448	25.064	17.698*	256.5	9	1'30.534	19.435	28.575	24.935	17.589	254.1
19	1'38.361	19.407	36.212	25.148	17.594	255.9	10	1'30.541	19.456	28.533	24.946	17.606	252.9	
20	1'30.439	19.290	28.099	25.312	17.738	257.7	11	1'30.449	19.417	28.468	25.029	17.535	252.9	
21st 77 Dominique AEGER NTS RW Racing GP SWI							12	1'30.046	19.412	28.388	24.757	17.489	254.1	
Runs=2 Total laps=21 Full laps=14							13	1'30.376	19.448	28.440	24.827	17.661	253.5	
1	1'42.543	11.304	30.921	27.413	17.734	242.6	14	1'43.715	P 19.550	32.152	28.735	23.278	251.1	
2	1'30.517	19.501	28.583	24.871	17.562	254.1	15	11'38.897	14.356	38.276	30.260	18.222	188.1	
3	1'30.312	19.509	28.430	24.806	17.567	254.1	16	1'30.693	19.565	28.525	24.975	17.628	252.9	
4	1'30.269	19.315	28.621	24.835	17.498	256.5	17	1'32.927	19.521	30.929	24.927	17.550	252.3	
5	1'40.657	*	19.731	36.753	26.674	17.499*	248.8	18	1'30.436	19.412	28.629	24.865	17.530	253.5
6	1'30.096	19.337	28.483	24.795	17.481	255.9	19	1'30.584	*	19.585	28.477	24.819	17.703	252.3
7	1'29.975	19.384	28.346	24.785	17.460	254.1	20	1'30.542	19.507	28.532	24.914	17.589	255.9	
8	1'30.164	19.380	28.418	24.919	17.447	254.1	24th 62 Stefano MANZI MV Agusta Forward R ITA							
9	1'34.902	*	19.386	28.381	29.543*	17.592	254.1	Runs=2 Total laps=18 Full laps=11						
10	1'30.192	*	19.393	28.461	24.898*	17.440	255.3	1	1'56.828	11.645	31.608	25.715	18.140	245.4
11	1'30.067	19.398	28.406	24.755	17.508	255.3	2	1'31.292	19.653	29.072	25.017	17.550	254.7	
12	1'30.065	19.430	28.346	24.834	17.455	255.3	3	1'30.887	19.432	28.777	25.056	17.622	254.1	
13	1'30.074	19.337	28.354	24.862	17.521	254.7	4	1'36.802	*	23.137	31.119	25.009	17.537*	210.5
14	1'37.572	P 19.378	28.314	26.287	23.593	255.3	5	1'40.250	P 19.448	28.713	27.744	24.345	254.7	
15	10'01.621	11.687	30.320	30.657	19.460	239.4	6	13'38.349	14.246	30.015	28.539	20.399	228.3	
16	1'30.628	19.514	28.618	25.055	17.441	252.3	7	1'31.023	19.718	28.795	24.954	17.556	249.4	
17	1'30.262	19.422	28.452	24.936	17.452	254.1	8	1'30.680	19.493	28.667	24.899	17.621	251.7	
18	1'30.209	19.401	28.375	24.955	17.478	254.1	9	1'30.446	19.543	28.517	24.887	17.499	251.7	
19	1'35.116	19.474	31.496	26.530	17.616	252.9	10	1'30.236	*	19.38*	28.429	24.891	17.536	251.7
20	1'30.632	*	19.481	28.555	25.009	17.587	252.9	11	1'30.242	19.403	28.402	24.866	17.571	254.1
21	1'30.109	19.437	28.348	24.893	17.431	253.5	12	1'30.074	19.380	28.433	24.791	17.470	254.7	
22nd 16 Joe ROBERTS Tennor American Raci USA							13	1'30.184	19.387	28.441	24.823	17.533	254.7	
Runs=3 Total laps=17 Full laps=9							14	1'30.121	19.364	28.450	24.674	17.633	254.7	
1	1'41.363	11.628	29.828	25.664	17.860	246.0	15	1'35.923	*	19.433	30.601	28.355	17.534*	254.7
2	1'31.259	19.646	28.669	25.183	17.761	254.1	16	1'30.417	19.462	28.591	24.862	17.502	253.5	
3	1'30.423	19.438	28.580	24.920	17.485	257.7	17	1'33.719	19.480	28.629	26.136	19.474	253.5	
4	1'30.453	19.449	28.487	25.007	17.510	257.1	18	1'46.404	*	23.10*	33.675	30.533	19.092*	188.8
5	1'30.416	19.525	28.409	24.916	17.566	256.5								

Fastest Lap: Marco BEZZECCHI SKY Racing Team VR ITA **1'29.092** 19.068 28.156 24.644 17.224

These data/results cannot be reproduced, stored and/or transmitted in whole or in part by any manner of electronic, mechanical, photocopying, recording, broadcasting or otherwise now known or herein after developed without the previous express consent by the copyright owner, except for reproduction in daily press and regular printed publications on sale to the public within 60 days of the event related to those data/results and always provided that copyright symbol appears together as follows below.

© DORNA, 2020

Official MotoGP Timing by TISSOT
www.motogp.com

Spielberg, Friday, August 21, 2020

Page 5 of 7



Free Practice Nr. 2

Moto2

Lap	Lap Time	T1	T2	T3	T4	Speed	Lap	Lap Time	T1	T2	T3	T4	Speed			
25th	11	Nicolò BULEGA					Federal Oil Gresini M	ITA	10	1'30.492	*	19.430	28.457	25.121*	17.484	254.7
		Runs=2	Total laps=21	Full laps=16				11	1'30.495	*	19.422	28.431	25.085	17.557*	254.1	
1	1'59.485	12.007	35.734	32.071	20.009	235.2	12	1'30.345	*	19.329	28.240	25.229*	17.547	254.7		
2	1'31.577	*	19.715	29.275	25.048	17.539*	255.3	13	1'30.285	*	19.39*	28.324	25.044	17.520	254.7	
3	1'30.360	19.386	28.640	24.886	17.448	255.9	14	1'30.360	19.446	28.229	25.165	17.520	254.7			
4	1'30.145	19.392	28.490	24.850	17.413	255.9	15	1'30.394	*	19.398	28.296	25.141*	17.559	255.9		
5	1'30.105	19.241	28.567	24.742	17.555	258.3	16	1'30.711	19.540	28.390	25.153	17.628	254.7			
6	1'30.633	19.342	29.038	24.856	17.397	258.3	17	1'30.516	19.360	28.512	25.103	17.541	255.3			
7	1'30.487	19.403	28.642	24.943	17.499	255.3	18	1'30.937	19.230	29.171	25.005	17.531	255.9			
8	1'30.720	19.339	28.847	24.985	17.549	256.5	19	1'30.448	19.442	28.375	25.001	17.630	255.9			
9	1'39.632	P	19.320	29.868	25.952	24.492	255.9	20	1'32.266	*	20.95*	28.419	25.225	17.665	252.3	
10	10'34.994	12.804	32.057	25.335	17.571	193.8	21	1'35.044	19.353	32.640	25.350	17.701	255.3			
11	1'30.655	19.535	28.770	24.896	17.454	253.5										
12	1'30.103	19.318	28.465	24.876	17.444	254.1	28th	64	Bo BENDSNEYDER					NTS RW Racing GP	NED	
13	1'30.358	19.320	28.678	24.940	17.420	254.1			Runs=2	Total laps=22	Full laps=15					
14	1'30.211	19.235	28.623	24.891	17.462	255.9	1	1'45.371	*	11.108	30.066	25.482	17.640*	248.2		
15	1'30.279	19.308	28.433	24.834	17.704	256.5	2	1'30.899	19.480	28.811	25.035	17.573	255.9			
16	1'30.197	19.345	28.425	24.821	17.606	255.9	3	1'30.416	19.459	28.523	24.910	17.524	256.5			
17	1'30.272	19.239	28.443	24.869	17.721	255.9	4	1'30.462	19.357	28.604	24.996	17.505	256.5			
18	1'30.619	19.487	28.772	24.856	17.504	255.3	5	1'38.871	*	19.406	28.527	25.899	25.039*	256.5		
19	1'31.543	19.383	28.833	25.919	17.408	258.3	6	1'33.806	19.570	31.554	24.985	17.697	255.3			
20	1'30.405	19.302	28.590	24.957	17.556	255.3	7	1'30.465	19.318	28.574	25.005	17.568	255.9			
21	1'42.962	P	22.10*	30.097	25.731	175.0	8	1'30.866	*	19.364	28.621	25.072	17.809*	255.3		
							9	1'33.786	19.502	29.492	27.152	17.640	254.7			
26th	21	Fabio DI GIANNANT					+ EGO Speed Up	ITA	10	1'39.667	P	19.404	29.797	25.476	24.990	255.9
		Runs=3	Total laps=17	Full laps=8				11	7'34.706	*	11.729	29.705	25.356	17.723*	242.1	
1	1'54.721	*	11.399	30.225	27.573	22.113*	246.0	12	1'30.937	19.534	28.689	25.153	17.561	253.5		
2	1'30.811	*	19.597	28.672	24.918	17.624*	254.7	13	1'30.676	*	19.495	28.582	25.083	17.516*	252.9	
3	1'44.255	P	19.41*	32.383	28.649*	23.804	255.9	14	1'30.666	19.429	28.572	25.124	17.541	253.5		
4	8'09.679	11.933	29.608	25.330	17.715	241.6	15	1'30.581	19.467	28.485	25.062	17.567	253.5			
5	1'39.874	P	19.48*	29.377	26.972*	24.045	252.9	16	1'30.813	19.429	28.641	25.154	17.589	254.1		
6	8'48.609	11.779	31.829	25.851	17.775	243.2	17	1'30.679	19.487	28.471	25.158	17.563	254.1			
7	1'31.052	19.711	28.792	24.990	17.559	251.7	18	1'30.726	19.389	28.515	25.202	17.620	254.1			
8	1'30.448	19.454	28.594	24.875	17.525	253.5	19	1'30.561	19.345	28.638	25.038	17.540	255.9			
9	1'30.326	19.443	28.455	24.893	17.535	254.1	20	1'33.689	19.468	28.552	25.434	20.235	254.1			
10	1'30.185	19.411	28.481	24.870	17.423	254.7	21	1'33.687	19.446	29.898	26.682	17.661	255.3			
11	1'30.107	19.433	28.438	24.828	17.408	254.7	22	1'32.407	*	19.385	30.378	24.967	17.677*	255.9		
12	1'29.950	*	19.37*	28.408	24.768	17.402	255.9									
13	1'39.887	*	19.473	30.012	31.549	18.853*	255.9	29th	24	Simone CORSI					MV Agusta Forward R	ITA
14	1'30.547	19.493	28.578	24.933	17.543	256.5			Runs=3	Total laps=21	Full laps=6					
15	1'30.183	19.402	28.358	24.878	17.545	255.9	1	1'44.858	11.364	30.644	25.783	17.958	242.1			
16	1'36.830	*	19.50*	32.952	26.756	17.618	254.7	2	1'32.189	*	19.66*	29.616	25.181	17.725*	250.5	
17	1'30.353	19.467	28.458	24.882	17.546	254.7	3	1'31.453	*	19.621	29.115	25.106	17.611*	253.5		
							4	1'30.920	19.541	28.697	24.952	17.730	252.3			
27th	99	Kasma DANIEL					Onexox TKKR SAG T	MAL	5	1'35.405	*	19.90*	29.233	26.870	19.398	250.0
		Runs=2	Total laps=21	Full laps=7				6	1'30.641	19.329	28.821	24.825	17.666	254.7		
1	1'52.652	11.915	32.021	25.420	17.861	227.8	7	1'33.674	19.570	28.662	26.478	18.964	254.7			
2	1'31.693	*	19.554	29.154	25.344*	17.641	259.6	8	1'34.959	*	19.55*	28.768	24.895	21.742*	252.9	
3	1'30.894	*	19.437	28.878	24.937	17.642*	256.5	9	1'41.002	P	21.10*	29.969	25.834	24.095	243.2	
4	1'30.632	19.379	28.602	24.905	17.746	257.1	10	8'40.545	*	11.678	31.694	26.392	18.620*	235.8		
5	1'30.358	*	19.330	28.529	24.863	17.636*	257.1	11	1'39.283	P	19.984	29.392	26.210	23.697	250.0	
6	1'30.969	*	19.403	28.841	25.003*	17.722	260.2	12	2'39.339	11.330	29.814	26.187	17.874	242.6		
7	1'30.729	*	19.469	28.518	25.092*	17.650	256.5	13	1'31.676	*	19.62*	28.988	25.185	17.880*	249.4	
8	1'46.963	P	19.384	31.683	29.652	26.244	255.9	14	1'31.306	19.556	28.884	25.125	17.741	250.5		
9	10'31.242	11.061	31.087	25.825	17.662	248.2	15	1'30.814	19.492	28.685	24.979	17.658	251.7			
							16	1'35.972	19.528	30.849	27.931	17.664	251.1			

Fastest Lap: Marco BEZZECCHI SKY Racing Team VR ITA **1'29.092** 19.068 28.156 24.644 17.224

These data/results cannot be reproduced, stored and/or transmitted in whole or in part by any manner of electronic, mechanical, photocopying, recording, broadcasting or otherwise now known or herein after developed without the previous express consent by the copyright owner, except for reproduction in daily press and regular printed publications on sale to the public within 60 days of the event related to those data/results and always provided that copyright symbol appears together as follows below.
© DORNA, 2020

Official MotoGP Timing by TISSOT
www.motogp.com

Spielberg, Friday, August 21, 2020

Page 6 of 7





Free Practice Nr. 2

Moto2

Lap	Lap Time	T1	T2	T3	T4	Speed	Lap	Lap Time	T1	T2	T3	T4	Speed
17	1'34.383 *	19.439	28.611	25.004	21.329*	251.7							
18	1'34.106 *	20.30!*	30.749	25.420	17.632	247.7							
19	1'32.377 *	19.54!*	29.316	25.856	17.665*	252.3							
20	1'32.859 *	19.491	30.406	25.285	17.677	252.9							
21	1'30.740 *	19.430	28.543	25.015	17.752*	251.7							

30th **5** **Alejandro MEDINA** Openbank Aspar Tea SPA
 Runs=2 Total laps=20 Full laps=13

1	1'41.176	11.843	29.988	25.948	17.871	243.7							
2	1'31.717	19.833	29.017	25.218	17.649	250.5							
3	1'31.957	19.764	29.180	25.280	17.733	252.3							
4	1'33.385	19.713	30.951	25.157	17.564	252.3							
5	1'31.215	19.656	28.707	25.105	17.747	251.7							
6	1'31.179	19.634	28.707	25.118	17.720	251.7							
7	1'34.205 *	19.546	30.394	25.450	18.815*	251.7							
8	1'31.418	19.629	28.731	25.173	17.885	251.1							
9	1'31.198	19.598	28.703	25.257	17.640	251.1							
10	1'33.017	20.125	30.182	25.024	17.686	208.0							
11	1'39.006 P	19.704	28.896	25.528	24.878	251.1							
12	11'24.755	11.965	34.024	25.646	18.017	241.0							
13	1'31.382	19.747	28.861	25.222	17.552	249.4							
14	1'31.145	19.493	28.719	25.270	17.663	252.3							
15	1'31.238	19.622	28.930	25.096	17.590	250.0							
16	1'49.490 *	25.101	33.071	30.344	20.974*	223.1							
17	1'31.321	19.677	28.771	25.078	17.795	252.3							
18	1'36.454 *	21.43*	30.198	27.046	17.776	239.4							
19	1'31.550 *	19.717	28.876	25.235	17.722	252.3							
20	1'48.401	25.022	31.756	30.713	20.910	242.6							

Fastest Lap: Marco BEZZECCHI SKY Racing Team VR ITA **1'29.092** 19.068 28.156 24.644 17.224

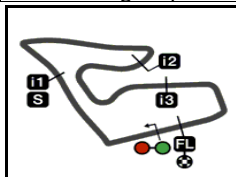
These data/results cannot be reproduced, stored and/or transmitted in whole or in part by any manner of electronic, mechanical, photocopying, recording, broadcasting or otherwise now known or herein after developed without the previous express consent by the copyright owner, except for reproduction in daily press and regular printed publications on sale to the public within 60 days of the event related to those data/results and always provided that copyright symbol appears together as follows below.
 © DORNA, 2020

Official MotoGP Timing by TISSOT
 www.motogp.com

Spielberg, Friday, August 21, 2020

Page 7 of 7





4318 m.

BMW M GRAND PRIX OF STYRIA

Free Practice Nr. 2

Best Partial Times

Moto2™

IT Ideal Lap Time, sum of the best partial times

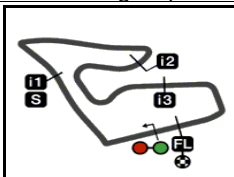
BT Best Lap Time

T1		T2		T3		T4						
Pos	Rider	Time	Rider	Time	Rider	Time	Rider	Time	Pos	Rider	IT	BT
1	M.BEZZECCHI	18.992	M.BEZZECCHI	27.987	R.GARDNER	24.448	M.BEZZECCHI	17.134	1	M.BEZZECCHI	1'28.673	1'29.092 (1)
2	J.MARTIN	19.092	J.NAVARRO	28.043	E.PONS	24.507	R.GARDNER	17.183	2	R.GARDNER	1'28.850	1'29.134 (2)
3	L.MARINI	19.140	T.LUTHI	28.062	H.GARZO	24.510	S.CHANTRA	17.235	3	J.NAVARRO	1'29.117	1'29.302 (3)
4	T.NAGASHIMA	19.141	L.MARINI	28.066	M.BEZZECCHI	24.560	S.LOWES	17.253	4	H.GARZO	1'29.229	1'29.406 (5)
5	R.GARDNER	19.141	R.GARDNER	28.078	J.NAVARRO	24.580	A.CANET	17.272	5	L.MARINI	1'29.284	1'29.472 (6)
6	M.SCHROTTER	19.158	A.IZDIHAR	28.099	M.RAMIREZ	24.638	J.NAVARRO	17.282	6	S.CHANTRA	1'29.326	1'29.350 (4)
7	L.BALDASSARRI	19.166	X.VIERGE	28.124	S.LOWES	24.653	H.GARZO	17.291	7	J.MARTIN	1'29.359	1'29.538 (8)
8	H.GARZO	19.177	E.BASTIANINI	28.128	S.MANZI	24.674	L.MARINI	17.310	8	T.LUTHI	1'29.360	1'29.509 (7)
9	S.CHANTRA	19.195	J.MARTIN	28.141	L.BALDASSARRI	24.681	T.NAGASHIMA	17.314	9	S.LOWES	1'29.389	1'29.623 (12)
10	T.LUTHI	19.209	S.CHANTRA	28.156	T.LUTHI	24.721	L.BALDASSARRI	17.326	10	M.SCHROTTE	1'29.444	1'29.558 (9)
11	J.NAVARRO	19.212	A.FERNANDEZ	28.191	A.CANET	24.730	A.FERNANDEZ	17.333	11	M.RAMIREZ	1'29.492	1'29.651 (14)
12	L.DALLA PORTA	19.216	M.SCHROTTER	28.202	M.SCHROTTER	24.734	E.BASTIANINI	17.334	12	A.FERNANDEZ	1'29.501	1'29.577 (11)
13	E.BASTIANINI	19.219	S.LOWES	28.206	S.CHANTRA	24.740	M.SCHROTTER	17.350	13	E.BASTIANINI	1'29.508	1'29.683 (15)
14	M.RAMIREZ	19.230	K.DANIEL	28.229	A.FERNANDEZ	24.741	X.VIERGE	17.365	14	T.NAGASHIMA	1'29.521	1'29.564 (10)
15	K.DANIEL	19.230	J.ROBERTS	28.231	N.BULEGA	24.742	J.MARTIN	17.367	15	A.CANET	1'29.524	1'29.644 (13)
16	N.BULEGA	19.235	L.DALLA PORTA	28.231	L.DALLA PORTA	24.743	T.LUTHI	17.368	16	L.BALDASSAR	1'29.525	1'29.842 (18)
17	A.FERNANDEZ	19.236	M.RAMIREZ	28.239	D.AEGERTER	24.755	M.RAMIREZ	17.385	17	X.VIERGE	1'29.533	1'29.726 (17)
18	X.VIERGE	19.240	A.CANET	28.242	J.DIXON	24.757	N.BULEGA	17.397	18	E.PONS	1'29.548	1'29.699 (16)
19	A.IZDIHAR	19.266	H.GARZO	28.251	J.MARTIN	24.759	F.DI GIANNANTO	17.402	19	A.IZDIHAR	1'29.562	1'29.975 (20)
20	S.LOWES	19.277	E.PONS	28.279	A.IZDIHAR	24.767	A.IZDIHAR	17.430	20	L.DALLA POR	1'29.676	1'29.965 (19)
21	A.CANET	19.280	T.NAGASHIMA	28.280	L.MARINI	24.768	D.AEGERTER	17.431	21	N.BULEGA	1'29.799	1'30.103 (25)
22	E.PONS	19.308	D.AEGERTER	28.314	F.DI GIANNANTO	24.768	E.PONS	17.454	22	K.DANIEL	1'29.806	1'30.360 (27)
23	D.AEGERTER	19.315	L.BALDASSARRI	28.352	T.NAGASHIMA	24.786	J.ROBERTS	17.459	23	D.AEGERTER	1'29.815	1'29.975 (21)
24	B.BENDSNEYDE	19.318	F.DI GIANNANTO	28.358	X.VIERGE	24.804	S.MANZI	17.470	24	S.MANZI	1'29.910	1'30.074 (24)

These data/results cannot be reproduced, stored and/or transmitted in whole or in part by any manner of electronic, mechanical, photocopying, recording, broadcasting or otherwise now known or herein after developed without the previous express consent by the copyright owner, except for reproduction in daily press and regular printed publications on sale to the public within 60 days of the event related to those data/results and always provided that copyright symbol appears together as follows below.
© DORNA, 2020

Official MotoGP Timing by TISSOT
www.motogp.com





4318 m.

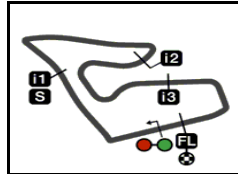
BMW M GRAND PRIX OF STYRIA**Free Practice Nr. 2****Best Partial Times****Moto2™***IT* Ideal Lap Time, sum of the best partial times*BT* Best Lap Time

T1		T2		T3		T4				<i>IT</i>	<i>BT</i>	
<i>Pos</i>	<i>Rider</i>	<i>Time</i>	<i>Rider</i>	<i>Time</i>	<i>Rider</i>	<i>Time</i>	<i>Rider</i>	<i>Time</i>	<i>Pos</i>	<i>Rider</i>		
25	S.CORSI	19.329	J.DIXON	28.388	S.CORSI	24.825	K.DANIEL	17.484	25	F.DI GIANNAN	1'29.930	1'30.107 (26)
26	S.MANZI	19.364	S.MANZI	28.402	E.BASTIANINI	24.827	L.DALLA PORTA	17.486	26	J.ROBERTS	1'30.001	1'30.016 (22)
27	J.ROBERTS	19.395	N.BULEGA	28.425	K.DANIEL	24.863	J.DIXON	17.489	27	J.DIXON	1'30.046	1'30.046 (23)
28	F.DI GIANNANTO	19.402	B.BENDSNEYDE	28.471	B.BENDSNEYDE	24.910	B.BENDSNEYDE	17.505	28	B.BENDSNEY	1'30.204	1'30.416 (28)
29	J.DIXON	19.412	S.CORSI	28.543	J.ROBERTS	24.916	A.MEDINA	17.552	29	S.CORSI	1'30.329	1'30.641 (29)
30	A.MEDINA	19.493	A.MEDINA	28.703	A.MEDINA	25.024	S.CORSI	17.632	30	A.MEDINA	1'30.772	1'31.145 (30)

These data/results cannot be reproduced, stored and/or transmitted in whole or in part by any manner of electronic, mechanical, photocopying, recording, broadcasting or otherwise now known or herein after developed without the previous express consent by the copyright owner, except for reproduction in daily press and regular printed publications on sale to the public within 60 days of the event related to those data/results and always provided that copyright symbol appears together as follows below.
© DORNA, 2020


Official MotoGP Timing by **TISSOT**
www.motogp.com





4318 m.

BMW M GRAND PRIX OF STYRIA**Free Practice Nr. 2****Fastest Laps Sequence**

<i>Practice Time</i>	 <i>Rider</i>	<i>Nation</i>	<i>Motorcycle</i>	<i>Time</i>	<i>Km/h</i>	<i>Rider's Lap</i>
3'08.032	10 Luca MARINI	ITA	KALEX	1'30.149	172.4	2
3'08.507	72 Marco BEZZECCHI	ITA	KALEX	1'29.851	173.0	2
4'37.930	72 Marco BEZZECCHI	ITA	KALEX	1'29.423	173.8	3
6'07.292	72 Marco BEZZECCHI	ITA	KALEX	1'29.362	173.9	4
7'36.428	72 Marco BEZZECCHI	ITA	KALEX	1'29.136	174.3	5
10'34.635	72 Marco BEZZECCHI	ITA	KALEX	1'29.092	174.4	7

These data/results cannot be reproduced, stored and/or transmitted in whole or in part by any manner of electronic, mechanical, photocopying, recording, broadcasting or otherwise now known or herein after developed without the previous express consent by the copyright owner, except for reproduction in daily press and regular printed publications on sale to the public within 60 days of the event related to those data/results and always provided that copyright symbol appears together as follows below.

© DORNA, 2020

Official MotoGP Timing by TISSOT
www.motogp.com

Spielberg, Friday, August 21, 2020

