




4318 m.

BMW M GRAND PRIX OF STYRIA**Free Practice Nr. 1****Classification****3**

	Rider	Nation	Team	Motorcycle	Time	Lap Total	Gap	Top Speed
1	13 Celestino VIETTI	ITA	SKY Racing Team VR46	KTM	1'35.997	17	17	220.8
2	75 Albert ARENAS	SPA	Valresa Aspar Team	KTM	1'36.303	16	16	0.306 0.306 218.6
3	52 Jeremy ALCOBA	SPA	Kömmerling Gresini Moto3	HONDA	1'36.482	16	16	0.485 0.179 217.3
4	14 Tony ARBOLINO	ITA	Rivacold Snipers Team	HONDA	1'36.498	15	16	0.501 0.016 220.4
5	25 Raul FERNANDEZ	SPA	Red Bull KTM Ajo	KTM	1'36.523	14	14	0.526 0.025 216.8
6	53 Deniz ÖNCÜ	TUR	Red Bull KTM Tech 3	KTM	1'36.590	17	20	0.593 0.067 215.1
7	7 Dennis FOGGIA	ITA	Leopard Racing	HONDA	1'36.630	18	19	0.633 0.040 221.7
8	40 Darryn BINDER	RSA	CIP Green Power	KTM	1'36.674	16	17	0.677 0.044 215.1
9	5 Jaume MASIA	SPA	Leopard Racing	HONDA	1'36.811	16	17	0.814 0.137 218.1
10	71 Ayumu SASAKI	JPN	Red Bull KTM Tech 3	KTM	1'36.823	19	20	0.826 0.012 214.2
11	17 John MCPHEE	GBR	Petronas Sprinta Racing	HONDA	1'36.861	11	13	0.864 0.038 215.1
12	79 Ai OGURA	JPN	Honda Team Asia	HONDA	1'36.889	17	19	0.892 0.028 216.0
13	16 Andrea MIGNO	ITA	SKY Racing Team VR46	KTM	1'36.967	16	16	0.970 0.078 215.5
14	99 Carlos TATAY	SPA	Reale Avintia Moto3	KTM	1'37.032	15	18	1.035 0.065 218.6
15	70 Barry BALTUS	BEL	CarXpert PruestelGP	KTM	1'37.032	14	14	1.035 215.5
16	2 Gabriel RODRIGO	ARG	Kömmerling Gresini Moto3	HONDA	1'37.066	17	17	1.069 0.034 217.7
17	55 Romano FENATI	ITA	Sterilgarda Max Racing Team	HUSQVARNA	1'37.071	16	17	1.074 0.005 216.0
18	27 Kaito TOBA	JPN	Red Bull KTM Ajo	KTM	1'37.112	15	15	1.115 0.041 218.1
19	82 Stefano NEPA	ITA	Valresa Aspar Team	KTM	1'37.118	15	16	1.121 0.006 217.3
20	50 Jason DUPASQUIER	SWI	CarXpert PruestelGP	KTM	1'37.180	18	18	1.183 0.062 216.4
21	11 Sergio GARCIA	SPA	Estrella Galicia 0,0	HONDA	1'37.429	16	18	1.432 0.249 215.5
22	24 Tatsuki SUZUKI	JPN	SIC58 Squadra Corse	HONDA	1'37.431	13	14	1.434 0.002 217.7
23	6 Ryusei YAMANAKA	JPN	Estrella Galicia 0,0	HONDA	1'37.437	17	18	1.440 0.006 217.3
24	23 Niccolò ANTONELLI	ITA	SIC58 Squadra Corse	HONDA	1'37.441	7	15	1.444 0.004 216.4
25	21 Alonso LOPEZ	SPA	Sterilgarda Max Racing Team	HUSQVARNA	1'37.493	15	18	1.496 0.052 211.3
26	12 Filip SALAC	CZE	Rivacold Snipers Team	HONDA	1'37.534	7	15	1.537 0.041 219.0
27	54 Riccardo ROSSI	ITA	BOE Skull Rider Facile Energy	KTM	1'37.652	18	18	1.655 0.118 216.8
28	73 Maximilian KOFLER	AUT	CIP Green Power	KTM	1'37.792	15	17	1.795 0.140 215.1
29	92 Yuki KUNII	JPN	Honda Team Asia	HONDA	1'37.997	16	17	2.000 0.205 216.0
30	9 Davide PIZZOLI	ITA	BOE Skull Rider Facile Energy	KTM	1'38.107	17	18	2.110 0.110 215.5

Practice condition: **Dry**Air: **22°**Humidity: **63%**Ground: **32°**

Fastest Lap:	Lap: 17	Celestino VIETTI	1'35.997	161.9 Km/h
Best Race Lap:	2018	Lorenzo DALLA PORTA	1'36.307	161.4 Km/h
All Time Lap Record:	2019	Tony ARBOLINO	1'35.778	162.3 Km/h

The results are provisional until the end of the limit for protest and appeals.

Time limit for protest expires 30' after publication of the results - Time:

These data/results cannot be reproduced, stored and/or transmitted in whole or in part by any manner of electronic, mechanical, photocopying, recording, broadcasting or otherwise now known or herein after developed without the previous express consent by the copyright owner, except for reproduction in daily press and regular printed publications on sale to the public within 60 days of the event related to those data/results and always provided that copyright symbol appears together as follows below.

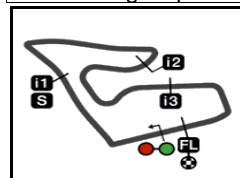
© DORNA, 2020

Official MotoGP Timing by TISSOT
www.motogp.com

Spielberg, Friday, August 21, 2020

moto3™





4318 m.

BMW M GRAND PRIX OF STYRIA**Free Practice Nr. 1****Top Speed & Average****4**

Rider	Nation	Motorcycle	Top 5 speeds					Average	Top
7 Dennis FOGGIA	ITA	HONDA	221.7	217.7	216.4	216.0	215.5	217.5	221.7
13 Celestino VIETTI	ITA	KTM	220.8	217.3	216.0	215.5	215.1	216.6	220.8
14 Tony ARBOLINO	ITA	HONDA	220.4	219.0	216.0	216.0	215.5	217.4	220.4
12 Filip SALAC	CZE	HONDA	219.0	216.8	216.8	216.4	216.0	217.0	219.0
75 Albert ARENAS	SPA	KTM	218.6	217.3	216.4	216.4	215.1	216.3	218.6
99 Carlos TATAY	SPA	KTM	218.6	215.1	214.2	213.0	213.0	214.8	218.6
5 Jaume MASIA	SPA	HONDA	218.1	216.0	216.0	216.0	215.1	215.9	218.1
27 Kaito TOBA	JPN	KTM	218.1	216.0	213.0	212.5	212.5	214.4	218.1
2 Gabriel RODRIGO	ARG	HONDA	217.7	215.5	215.1	215.1	213.0	215.3	217.7
24 Tatsuki SUZUKI	JPN	HONDA	217.7	214.2	213.8	213.4	212.1	214.2	217.7
6 Ryusei YAMANAKA	JPN	HONDA	217.3	216.4	215.1	214.7	214.2	215.5	217.3
52 Jeremy ALCOBA	SPA	HONDA	217.3	212.5	210.9	210.5	210.1	211.5	217.3
82 Stefano NEPA	ITA	KTM	217.3	217.3	216.8	216.8	216.0	216.7	217.3
25 Raul FERNANDEZ	SPA	KTM	216.8	215.1	214.7	211.7	210.5	213.8	216.8
54 Riccardo ROSSI	ITA	KTM	216.8	216.0	215.5	213.0	212.5	214.8	216.8
23 Niccolò ANTONELLI	ITA	HONDA	216.4	216.0	216.0	216.0	214.7	215.6	216.4
50 Jason DUPASQUIER	SWI	KTM	216.4	216.4	215.5	214.7	214.7	215.5	216.4
55 Romano FENATI	ITA	HUSQVARNA	216.0	213.4	213.4	212.5	212.5	213.6	216.0
79 Ai OGURA	JPN	HONDA	216.0	216.0	213.8	213.0	212.5	214.0	216.0
92 Yuki KUNII	JPN	HONDA	216.0	215.5	215.5	215.1	214.7	215.4	216.0
9 Davide PIZZOLI	ITA	KTM	215.5	212.1	210.9	209.7	209.7	211.3	215.5
11 Sergio GARCIA	SPA	HONDA	215.5	215.5	215.1	213.8	213.4	214.3	215.5
16 Andrea MIGNO	ITA	KTM	215.5	215.5	215.1	215.1	215.1	215.3	215.5
70 Barry BALTUS	BEL	KTM	215.5	215.5	213.4	213.4	212.5	214.1	215.5
17 John MCPHEE	GBR	HONDA	215.1	213.8	212.5	210.9	210.9	212.4	215.1
40 Darryn BINDER	RSA	KTM	215.1	213.8	213.4	213.4	213.0	213.7	215.1
53 Deniz ÖNCÜ	TUR	KTM	215.1	213.8	213.8	213.0	212.5	213.3	215.1
73 Maximilian KOFLER	AUT	KTM	215.1	214.7	212.1	212.1	211.7	213.1	215.1
71 Ayumu SASAKI	JPN	KTM	214.2	213.8	213.8	213.4	213.0	213.6	214.2
21 Alonso LOPEZ	SPA	HUSQVARNA	211.3	210.5	210.5	210.5	210.5	210.7	211.3

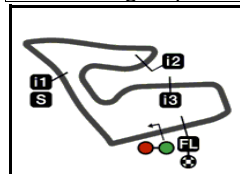
These data/results cannot be reproduced, stored and/or transmitted in whole or in part by any manner of electronic, mechanical, photocopying, recording, broadcasting or otherwise now known or herein after developed without the previous express consent by the copyright owner, except for reproduction in daily press and regular printed publications on sale to the public within 60 days of the event related to those data/results and always provided that copyright symbol appears together as follows below.

© DORNA, 2020

Official MotoGP Timing by TISSOT
www.motogp.com



Spielberg, Friday, August 21, 2020



4318 m.

BMW M GRAND PRIX OF STYRIA

Free Practice Nr. 1

Chronological Analysis of Performances

5

* Lap / Sector time cancelled

T1 Time from finish line to 1st intermediate

T3 Time from 2nd intermed. to 3rd intermed.

P Crossing the finish line in pit lane

T2 Time from 1st intermed. to 2nd intermed.

T4 Time from 3rd intermediate to finish line

Lap	Lap Time	T1	T2	T3	T4	Speed	Lap	Lap Time	T1	T2	T3	T4	Speed	
1st	13	Celestino VIETTI			SKY Racing Team VR ITA			6	1'38.284 *	21.855	31.056	26.646	18.727*	210.1
		Runs=2	Total laps=17	Full laps=9			7	1'38.289	21.876	30.991	26.747	18.675	209.7	
1	3'15.181	13.215	35.299	28.640	27.749	189.4	8	1'38.232 *	21.81*	30.961	26.768	18.689	209.7	
2	1'43.314	22.243	34.829	27.308	18.934	208.0	9	1'43.998 P	21.894	31.667	26.988	23.449	210.1	
3	1'38.490	21.692	31.404	26.894	18.500	215.5	10	6'40.993	12.789	31.505	27.556	21.992	209.7	
4	1'38.095 *	<u>21.326</u>	31.498	26.746	18.525	<u>220.8</u>	11	1'38.595	22.007	31.104	26.797	18.687	209.7	
5	1'45.457 P	21.883	31.785	27.666	24.123	210.9	12	1'38.071	21.836	30.924	26.696	18.615	210.5	
6	6'29.548	12.495	31.722	27.057	18.605	209.3	13	1'42.778 P	21.853	30.999	26.679	23.247	210.9	
7	1'37.231	21.582	30.700	26.567	18.382	214.2	14	7'35.621	19.276	36.724	28.411	19.983	175.6	
8	1'37.803 *	21.71*	30.937	26.705	18.447	213.4	15	1'36.846	21.657	30.743	26.245	<u>18.201</u>	212.5	
9	1'37.165	21.546	30.734	26.518	18.367	214.7	16	1'36.482	<u>21.571</u>	<u>30.589</u>	<u>26.121</u>	18.201	<u>217.3</u>	
10	1'36.816	21.582	30.458	26.472	18.304	215.1	4th	14	Tony ARBOLINO			Rivacold Snipers Tea ITA		
11	1'41.642 *	24.72*	31.741	26.786	18.393	181.2			Runs=3	Total laps=16	Full laps=10			
12	1'36.576	21.438	30.408	26.435	18.295	216.0	1	3'18.615 *	12.449	32.972	29.014	27.747*	207.6	
13	1'47.392 P	22.329	33.788	27.755	23.520	209.3	2	1'42.725	21.831	35.178	26.918	18.798	214.2	
14	5'40.531	12.235	31.789	27.316	18.920	210.5	3	1'37.685	21.726	30.928	26.482	18.549	213.8	
15	1'36.143	21.470	<u>30.331</u>	26.222	18.120	215.1	4	1'38.218 *	21.702	30.930	26.265	19.321	214.2	
16	1'49.376	21.356	41.439	27.600	18.981	213.4	5	1'37.122	21.569	30.927	26.158	18.468	216.0	
17	1'35.997	21.412	30.426	<u>26.088</u>	<u>18.071</u>	217.3	6	1'39.330	21.540	32.074	26.921	18.795	219.0	
2nd	75	Albert ARENAS			Valresa Aspar Team SPA			7	1'37.404	21.742	30.769	26.314	18.579	213.4
		Runs=3	Total laps=16	Full laps=10			8	1'37.363	21.584	30.705	26.458	18.616	216.0	
1	3'14.371	12.253	35.105	28.670	26.675	206.8	9	1'48.687 P	21.793	35.716	27.213	23.965	212.1	
2	1'42.903	22.406	34.395	26.946	19.156	213.4	10	10'43.475	12.448	31.716	26.696	18.693	206.5	
3	1'38.787	21.794	31.387	26.887	18.719	216.4	11	1'38.015	21.763	31.105	26.549	18.598	212.1	
4	1'40.457 *	21.860	33.295	26.591	18.711	211.3	12	1'37.517	21.701	30.856	26.464	18.496	212.1	
5	1'37.689	21.637	31.098	26.450	18.504	217.3	13	1'44.739 P	22.075	31.522	27.382	23.760	209.7	
6	1'37.438	21.576	30.954	26.396	18.512	215.1	14	4'53.078	11.855	35.796	27.517	18.572	211.3	
7	1'37.321	21.677	30.672	26.465	18.507	212.1	15	<u>1'36.498</u>	21.471	<u>30.626</u>	<u>26.095</u>	<u>18.306</u>	215.5	
8	1'45.007 P	23.252	31.383	26.435	23.937	192.5	16	1'36.624	<u>21.270</u>	30.702	26.252	18.400	<u>220.4</u>	
9	9'26.753	12.204	35.240	26.699	18.653	201.1	5th	25	Raul FERNANDEZ			Red Bull KTM Ajo SPA		
10	1'37.089	21.582	30.670	26.421	18.416	214.7			Runs=3	Total laps=14	Full laps=7			
11	1'37.065	21.467	30.720	26.443	18.435	<u>218.6</u>	1	2'22.114	13.054	34.538	27.884	18.999	201.4	
12	1'37.030	21.567	30.584	26.393	18.486	215.1	2	1'38.597	21.897	31.314	26.716	18.670	215.1	
13	1'44.576 P	22.188	31.952	27.176	23.260	209.3	3	1'38.054 *	21.931	31.167	26.477	18.479	209.7	
14	6'18.180	13.754	40.787	28.269	18.753	158.5	4	1'37.768 *	21.83*	31.062	26.357	18.515	210.1	
15	1'36.527	21.545	<u>30.519</u>	26.168	18.295	215.1	5	1'37.594	21.793	30.996	26.385	18.420	210.5	
16	1'36.303	<u>21.369</u>	30.612	<u>26.158</u>	<u>18.164</u>	216.4	6	1'45.233 P	21.95*	30.947	26.668	25.665	208.4	
3rd	52	Jeremy ALCOBA			Kömmerling Gresini M SPA			7	7'04.805 *	12.759	31.471	27.710*	18.744	205.7
		Runs=3	Total laps=16	Full laps=7			8	1'38.194	21.923	31.222	26.482	18.567	208.8	
1	4'37.248	12.503	32.320	27.560	19.402	206.1	9	1'37.652	21.845	30.861	26.473	18.473	208.4	
2	1'40.130 *	22.181	31.606	27.208	19.135*	210.1	10	1'37.600	21.755	30.869	26.504	18.472	211.7	
3	1'39.209 *	21.993	31.335	27.054	18.827	209.7	11	1'45.912 P	21.830	33.675	26.926	23.481	208.4	
4	1'38.639	21.970	31.091	26.818	18.760	209.7	12	12'47.833	15.833	40.921	27.733	18.942	196.3	
5	1'38.436	21.929	31.092	26.755	18.660	210.1	13	1'36.712	<u>21.605</u>	30.713	26.140	18.254	214.7	

Fastest Lap: Celestino VIETTI SKY Racing Team VR ITA **1'35.997** 21.412 30.426 26.088 18.071

These data/results cannot be reproduced, stored and/or transmitted in whole or in part by any manner of electronic, mechanical, photocopying, recording, broadcasting or otherwise now known or herein after developed without the previous express consent by the copyright owner, except for reproduction in daily press and regular printed publications on sale to the public within 60 days of the event related to those data/results and always provided that copyright symbol appears together as follows below.
© DORNA, 2020

Free Practice Nr. 1

Moto3

Lap	Lap Time	T1	T2	T3	T4	Speed	Lap	Lap Time	T1	T2	T3	T4	Speed	
14	1'36.523	21.675	30.543	26.077	18.228	216.8	8	1'44.841 P	21.994	31.228	27.345	24.274	210.1	
6th 53 Deniz ÖNCÜ Red Bull KTM Tech 3 TUR							9	9'26.777	12.851	31.691	27.185	18.908	204.9	
		Runs=2	Total laps=20	Full laps=14				10	1'38.638	22.040	31.132	26.775	18.691	211.3
1	1'53.196	12.437	32.762	27.220	19.194	204.5	11	1'38.140	21.827	30.935	26.720	18.658	212.5	
2	1'39.342	21.929	31.591	26.922	18.900	213.0	12	1'44.647 P	21.811	30.934	27.079	24.823	210.9	
3	1'39.785 *	21.955	31.572	27.322	18.936	210.1	13	6'22.799	12.977	31.642	26.975	18.660	204.5	
4	1'38.517	21.873	31.125	26.711	18.808	210.5	14	1'37.584	21.851	30.758	26.524	18.451	210.5	
5	1'39.247	22.288	31.395	26.873	18.691	208.4	15	1'38.071	21.775	31.207	26.658	18.431	210.5	
6	1'37.965	21.757	30.998	26.534	18.676	210.9	16	1'36.674	21.669	30.609	26.177	18.219	213.0	
7	1'39.228	21.789	31.686	26.755	18.998	210.9	17	1'37.840 *	21.72 *	30.945	26.607	18.567	209.7	
8	1'37.963	21.627	30.942	26.596	18.798	213.8	9th 5 Jaume MASIA Leopard Racing SPA							
9	1'37.706	21.736	30.953	26.402	18.615	211.7			Runs=3	Total laps=17	Full laps=7			
10	1'50.313	33.511	31.398	26.578	18.826	207.2	1	2'30.055 *	12.250	33.077	27.301	18.701 *	209.3	
11	1'37.592	21.614	30.851	26.466	18.661	213.8	2	1'38.100	21.801	31.022	26.692	18.585	214.2	
12	1'43.136 P	22.03 *	31.263	26.811	23.030	208.8	3	1'37.464 *	21.558	30.726	26.605	18.575	216.0	
13	9'27.565	14.236	31.730	26.992	19.284	200.3	4	2'33.320	21.596	1'26.116	26.966	18.642	215.1	
14	1'37.358	21.748	30.806	26.370	18.434	211.3	5	1'37.472 *	21.56 *	30.762	26.583	18.564	216.0	
15	1'37.267	21.657	30.703	26.451	18.456	212.1	6	1'39.990 *	23.59 *	31.168	26.638	18.593 *	207.6	
16	1'37.145	21.693	30.721	26.305	18.426	211.3	7	1'37.615	21.731	30.772	26.510	18.602	214.7	
17	1'36.590	21.522	30.555	26.202	18.311	212.5	8	1'44.607 P	22.133	31.831	27.354	23.289	203.7	
18	1'36.690 *	21.516	30.613	26.184	18.377 *	212.5	9	8'02.292 *	12.721	31.771	28.281	18.938 *	208.0	
19	1'37.372	21.639	31.010	26.295	18.428	212.5	10	1'37.766	21.632	30.810	26.709	18.615	215.1	
20	1'36.901 *	21.482	30.568	26.267	18.584 *	215.1	11	1'40.858 *	21.64 *	34.260	26.500	18.453	214.2	
7th 7 Dennis FOGGIA Leopard Racing ITA							12	1'37.630	21.633	30.707	26.638	18.652	214.7	
		Runs=3	Total laps=19	Full laps=11				13	1'44.253 P	21.671	30.969	28.108	23.505	214.2
1	2'52.210	12.649	34.704	27.689	19.176	208.4	14	5'42.758	14.953	31.355	26.540	18.375	193.5	
2	1'39.195	21.960	31.784	26.656	18.795	215.5	15	1'44.026	21.515	34.254	28.264	19.993	218.1	
3	1'37.956	21.816	31.140	26.522	18.478	216.4	16	1'36.811	21.460	30.630	26.346	18.375	216.0	
4	1'40.176 *	21.780	32.445	27.288	18.663	212.5	17	1'36.779 *	21.558	30.569	26.308	18.344 *	215.1	
5	1'37.946	21.719	31.030	26.641	18.556	213.8	10th 71 Ayumu SASAKI Red Bull KTM Tech 3 JPN							
6	1'38.213	21.752	31.291	26.507	18.663	213.8			Runs=2	Total laps=20	Full laps=12			
7	1'37.815	21.785	30.960	26.620	18.450	213.0	1	1'52.359	12.502	33.610	28.042	19.481	202.2	
8	1'41.618 *	21.66 *	31.885	29.327	18.744	213.0	2	1'40.314	22.512	31.954	26.879	18.969	207.6	
9	1'37.383	21.561	30.806	26.612	18.404	215.1	3	1'39.511 *	21.991	31.377	26.877	19.266	213.0	
10	1'46.087 P	22.09 *	31.940	27.378	24.670	211.3	4	1'38.690 *	22.05 *	31.310	26.614	18.707	211.7	
11	5'21.050	12.430	31.344	26.746	18.526	208.4	5	1'39.070	21.970	31.516	26.813	18.771	208.8	
12	1'37.381	21.632	30.831	26.540	18.378	214.7	6	1'38.161	21.942	31.130	26.466	18.623	208.4	
13	1'37.286	21.482	30.834	26.507	18.463	217.7	7	1'38.507	21.889	31.169	26.674	18.775	213.8	
14	1'37.385	21.619	30.858	26.477	18.431	214.2	8	1'38.585 *	21.99 *	31.154	26.620	18.819	208.0	
15	1'43.320 P	21.716	31.747	26.838	23.019	213.8	9	1'37.931	21.869	31.077	26.411	18.574	214.2	
16	5'40.344	13.538	31.943	26.551	18.354	195.2	10	1'38.426	21.957	31.017	26.637	18.815	208.8	
17	1'41.863	21.370	30.841	30.186	19.466	221.7	11	1'38.328	21.926	30.971	26.681	18.750	209.3	
18	1'36.630	21.501	30.625	26.225	18.279	216.0	12	1'45.991 P	22.365	31.481	27.229	24.916	208.0	
19	1'37.449 *	21.602	30.695	26.586	18.566 *	213.8	13	9'18.604	12.325	32.492	27.032	18.829	204.1	
8th 40 Darryn BINDER CIP Green Power RSA							14	1'37.517	21.806	30.780	26.426	18.505	210.1	
		Runs=3	Total laps=17	Full laps=9				15	1'38.028	22.330	30.982	26.244	18.472	203.3
1	2'21.295 *	12.749	33.103	27.802	19.103 *	206.5	16	1'37.470	21.722	30.709	26.437	18.602	213.4	
2	1'39.923	22.121	31.537	27.601	18.664	210.5	17	1'39.832	22.249	31.891	26.984	18.708	207.2	
3	1'37.838 *	21.791	30.997	26.479	18.571	213.4	18	1'38.625 *	21.871	30.935	26.642	19.177 *	209.3	
4	1'38.184	21.589	31.504	26.572	18.519	215.1	19	1'36.823	21.625	30.628	26.151	18.419	213.8	
5	1'37.463	21.714	30.856	26.420	18.473	213.4	20	1'39.124 *	22.274	31.269	26.676	18.905	209.7	
6	1'37.696 *	21.69 *	30.814	26.496	18.693	213.8								
7	1'38.490	21.842	31.126	26.846	18.676	210.9								

Fastest Lap: Celestino VIETTI SKY Racing Team VR ITA **1'35.997** 21.412 30.426 26.088 18.071

These data/results cannot be reproduced, stored and/or transmitted in whole or in part by any manner of electronic, mechanical, photocopying, recording, broadcasting or otherwise now known or herein after developed without the previous express consent by the copyright owner, except for reproduction in daily press and regular printed publications on sale to the public within 60 days of the event related to those data/results and always provided that copyright symbol appears together as follows below.
© DORNA, 2020

Official MotoGP Timing by TISSOT
www.motogp.com

Spielberg, Friday, August 21, 2020

Page 2 of 6



Free Practice Nr. 1

Moto3

Lap	Lap Time	T1	T2	T3	T4	Speed	Lap	Lap Time	T1	T2	T3	T4	Speed	
11th	17	John MCPHEE Petronas Sprinta Raci GBR						14th	99	Carlos TATAY Reale Avintia Moto3 SPA				
		Runs=3	Total laps=13	Full laps=7					Runs=3	Total laps=18	Full laps=11			
1	3'17.404 *	12.524	32.893	27.486	24.235*	204.9	1	1'55.062	12.503	32.819	27.389	19.217	204.9	
2	3'26.999	22.148	34.282	27.287	2'03.282	210.5	2	1'39.668	22.353	31.600	26.864	18.851	210.5	
3	1'54.504 P	24.617	34.770	30.538	24.579	192.5	3	1'38.630 *	22.109	31.248	26.617	18.656	210.9	
4	10'53.645	12.740	32.720	28.213	19.473	204.1	4	1'37.862	21.813	31.167	26.362	18.520	214.2	
5	1'38.817	21.982	31.231	26.763	18.841	210.9	5	1'38.037	21.816	31.065	26.535	18.621	213.0	
6	1'38.448	21.972	31.053	26.643	18.780	210.1	6	1'41.436 *	23.66*	32.370	26.630	18.769	182.7	
7	1'38.104	21.817	30.958	26.641	18.688	215.1	7	1'37.911	21.911	30.912	26.433	18.655	212.5	
8	1'46.210 P	21.849	32.203	27.099	25.059	210.9	8	1'37.330	21.784	30.780	26.276	18.490	213.0	
9	8'33.826 *	12.605	31.909	26.858	18.817*	207.2	9	1'45.670 P	22.059	32.043	27.521	24.047	203.0	
10	1'36.975	21.700	30.805	26.141	18.329	213.8	10	5'23.557	12.623	31.811	26.982	18.878	204.9	
11	1'36.861	21.647	30.500	26.242	18.472	212.5	11	1'38.560	21.986	31.108	26.755	18.711	209.3	
12	1'37.228	21.745	30.622	26.303	18.558	210.9	12	1'38.104	21.910	30.939	26.633	18.622	209.3	
13	1'47.013 P	22.787	31.305	27.493	25.428	206.8	13	1'46.036 P	22.289	32.383	27.928	23.436	201.4	
12th	79	Ai OGURA Honda Team Asia JPN						14	8'07.885	12.162	31.129	27.238	18.898	208.8
		Runs=2	Total laps=19	Full laps=13			15	1'37.032	21.801	30.484	26.290	18.457	212.5	
1	2'50.127	13.413	34.131	27.937	19.468	202.6	16	1'37.261	21.548	30.865	26.356	18.492	218.6	
2	1'41.072	22.287	32.154	27.559	19.072	208.4	17	1'50.020	29.739	35.231	26.534	18.516	179.4	
3	1'39.430	22.023	31.752	26.898	18.757	213.0	18	1'37.033	21.609	30.593	26.278	18.553	215.1	
4	1'39.934 *	22.282	32.184	26.696	18.772	203.0								
5	1'38.195	21.712	31.176	26.627	18.680	216.0								
6	1'37.945	21.774	31.016	26.480	18.675	210.9								
7	1'37.878	21.726	31.037	26.404	18.711	216.0								
8	1'38.597	21.895	30.977	26.805	18.920	212.1								
9	1'37.971	21.803	30.877	26.556	18.735	210.1								
10	1'48.430 P	22.338	31.779	27.941	26.372	207.2								
11	9'56.785	13.023	32.107	26.825	18.799	205.7								
12	1'39.355 *	21.78 *	31.073	27.816	18.685*	211.3								
13	1'36.942	21.619	30.749	26.197	18.377	212.5								
14	1'37.042	21.634	30.701	26.199	18.508	213.8								
15	1'39.192	21.775	32.269	26.675	18.473	210.9								
16	1'39.791	21.690	31.983	27.070	19.048	211.7								
17	1'36.889	21.604	30.636	26.235	18.414	212.5								
18	1'37.023	21.650	30.629	26.297	18.447	210.9								
19	1'45.812 P	22.662	31.309	26.655	25.186	197.8								
13th	16	Andrea MIGNO SKY Racing Team VR ITA						15th	70	Barry BALTUS CarXpert PruestelGP BEL				
		Runs=3	Total laps=16	Full laps=9					Runs=3	Total laps=14	Full laps=8			
1	3'03.514	12.465	34.209	28.107	19.258	204.9	1	3'03.918	12.621	34.885	27.562	19.037	204.1	
2	1'39.430	22.184	31.496	26.972	18.778	212.1	2	1'39.104	22.009	31.522	26.841	18.732	210.5	
3	1'38.309	21.898	30.953	26.786	18.672	213.8	3	1'38.307	21.939	31.024	26.743	18.601	213.4	
4	1'38.334 *	21.847	31.103	26.688*	18.696	213.8	4	1'38.383 *	21.868	31.203	26.651	18.661	212.5	
5	1'42.447 P	21.71 *	30.794	26.577	23.365	214.7	5	1'37.704	21.648	30.948	26.587	18.521	215.5	
6	6'48.366 *	12.484	31.471	26.844	18.725*	209.3	6	1'44.029 P	21.802	31.576	27.064	23.587	210.5	
7	1'37.541	21.735	30.809	26.455	18.542	214.7	7	12'01.108	12.342	31.412	27.111	18.782	207.2	
8	1'37.638	21.687	30.895	26.550	18.506	214.7	8	1'38.641	22.084	31.145	26.750	18.662	209.3	
9	1'37.155	21.608	30.704	26.410	18.433	215.1	9	1'38.140	21.823	31.047	26.676	18.594	212.1	
10	1'37.102	21.532	30.566	26.515	18.489	215.5	10	1'38.786	21.873	31.274	26.585	19.054	213.4	
11	1'47.444 P	21.91*	34.158	27.210	24.158	208.8	11	1'43.338 P	21.902	31.331	27.241	22.864	208.8	
12	8'57.296	12.427	31.847	27.178	18.685	207.6	12	7'09.616 *	14.031	37.387	28.343*	19.348	183.0	
13	1'37.264 *	21.73*	30.473	26.469	18.590	213.4	13	1'37.402	21.729	31.021	26.345	18.307	211.7	
14	1'51.137	21.509	42.405	28.045	19.178	215.1	14	1'37.032	21.659	30.807	26.265	18.301	215.5	
15	1'38.565	21.594	32.424	26.204	18.343	215.5								
16	1'36.967	21.866	30.512	26.260	18.329	215.1								
14th	2	Gabriel RODRIGO Kömmerling Gresini M ARG												
		Runs=3	Total laps=17	Full laps=9										
1	2'27.178	13.053	33.870	27.738	19.178	204.1								
2	1'39.739	22.125	31.503	27.053	19.058	210.9								
3	1'39.286 *	21.848	31.406	26.903	19.129	211.7								
4	1'38.539	21.791	31.201	26.901	18.646	213.0								
5	1'38.060	21.794	30.922	26.812	18.532	212.5								
6	1'38.300 *	21.727	31.117	26.850*	18.606	215.1								
7	1'38.381	21.867	30.997	26.889	18.628	211.7								
8	1'38.257	21.893	30.976	26.759	18.629	210.9								
9	1'46.695 P	21.907	30.993	27.327	26.468	210.5								
10	7'23.968	13.351	31.461	27.104	18.685	200.7								
11	1'38.268	21.825	31.059	26.805	18.579	211.7								
12	1'37.938	21.744	31.151	26.546	18.497	211.7								
13	1'37.322	21.585	30.858	26.423	18.456	215.5								
14	1'45.407 P	21.533	31.017	27.362	25.495	217.7								
15	7'22.356 *	17.557	35.974	27.760	22.880*	183.6								

Fastest Lap: Celestino VIETTI SKY Racing Team VR ITA **1'35.997** 21.412 30.426 26.088 18.071

These data/results cannot be reproduced, stored and/or transmitted in whole or in part by any manner of electronic, mechanical, photocopying, recording, broadcasting or otherwise now known or herein after developed without the previous express consent by the copyright owner, except for reproduction in daily press and regular printed publications on sale to the public within 60 days of the event related to those data/results and always provided that copyright symbol appears together as follows below.
© DORNA, 2020

Official MotoGP Timing by TISSOT
www.motogp.com

Spielberg, Friday, August 21, 2020

Page 3 of 6



Free Practice Nr. 1

Moto3

Lap	Lap Time	T1	T2	T3	T4	Speed	Lap	Lap Time	T1	T2	T3	T4	Speed
16	1'38.314 *	22.14*	31.224	26.452	18.493	212.1	14	4'36.978	13.592	37.785	27.603	19.300	171.1
17	1'37.066	21.669	30.820	26.201	18.376	215.1	15	1'37.118	21.622	30.716	26.292	18.488	215.5
17th 55 Romano FENATI Sterilgarda Max Racin ITA Runs=3 Total laps=17 Full laps=9							20th 50 Jason DUPASQUIE CarXpert PruestelGP SWI Runs=3 Total laps=18 Full laps=10						
1	2'17.111	13.602	34.201	28.033	19.056	196.0	1	1'55.966	12.111	32.421	27.463	19.110	206.8
2	1'39.549	22.188	31.596	27.003	18.762	208.0	2	1'39.340	22.029	31.466	27.012	18.833	212.5
3	1'38.880 *	21.974	31.334	26.840	18.732	208.4	3	1'38.884 *	21.843	31.287	26.893	18.861	214.7
4	1'38.350	21.876	31.044	26.679	18.751	209.3	4	1'39.053	21.925	31.218	26.911	18.999	214.2
5	1'38.268	21.911	31.121	26.648	18.588	208.4	5	1'38.361 *	21.721	31.087	26.825*	18.728*	214.2
6	1'38.099	21.867	31.089	26.523	18.620	209.7	6	1'38.311	21.711	31.106	26.749	18.745	215.5
7	1'46.856 P	22.35*	33.240	26.943	24.319	204.1	7	1'39.139	21.770	31.363	27.248	18.758	213.8
8	10'21.720 *	13.293	32.056	26.650	18.573*	194.2	8	1'38.458	21.750	30.970	26.852	18.886	214.7
9	1'38.304	21.797	31.492	26.411	18.604	216.0	9	1'45.593 P	22.038	32.030	27.680	23.845	207.2
10	1'37.636	21.662	31.060	26.442	18.472	213.4	10	9'05.181	11.888	31.991	26.865	18.848	212.5
11	1'38.010	21.819	31.157	26.551	18.483	209.7	11	1'39.074	21.943	31.356	26.948	18.827	212.5
12	1'39.342 *	22.19*	32.455	26.283	18.412	202.6	12	1'38.618	21.849	31.242	26.755	18.772	213.0
13	1'37.788	21.872	31.001	26.419	18.496	212.5	13	1'38.682 *	21.86*	31.132	26.855*	18.829	212.5
14	1'45.268 P	22.62*	31.660	27.262	23.722	200.7	14	1'38.849	21.964	31.365	26.678	18.842	216.4
15	5'03.235 *	13.068	32.369	26.595	18.447*	201.4	15	1'44.222 P	22.037	31.495	27.328*	23.362	211.3
16	1'37.071	21.644	30.863	26.174	18.390	213.4	16	4'29.836	14.262	36.089	28.681	19.307	178.2
17	1'37.477 *	21.815	30.958	26.374	18.330	212.5	17	1'37.647	21.712	30.927	26.580	18.428	213.4
18th 27 Kaito TOBA Red Bull KTM Ajo JPN Runs=3 Total laps=15 Full laps=8							21st 11 Sergio GARCIA Estrella Galicia 0,0 SPA Runs=3 Total laps=18 Full laps=10						
1	3'13.979	12.312	33.939	27.834	25.263	205.3	1	2'51.274	13.573	33.295	27.636	19.239	200.3
2	1'43.068	22.552	32.613	28.335	19.568	208.0	2	1'39.817	22.031	31.690	27.171	18.925	212.5
3	1'39.227	22.028	31.690	26.748	18.761	209.3	3	1'38.625 *	21.890	31.161	26.754	18.820*	212.1
4	1'39.951	21.777	32.691	26.811	18.672	213.0	4	1'41.156 *	21.854	31.768	28.231	19.303	213.8
5	1'38.102	21.734	31.142	26.549	18.677	212.1	5	1'38.040	21.725	31.201	26.476	18.638	215.5
6	1'37.545	21.538	31.118	26.284	18.605	218.1	6	1'37.741	21.600	30.926	26.513	18.702	213.4
7	1'45.686 P	21.935	30.915	26.794	26.042	212.5	7	1'37.905	21.749	30.983	26.449	18.724	215.5
8	9'57.602	12.325	32.051	27.016	18.736	206.8	8	1'43.614 P	22.028	31.117	26.643	23.826	215.1
9	1'38.248	21.934	31.072	26.697	18.545	210.1	9	8'09.878	13.127	32.261	27.179	18.886	198.8
10	1'40.362	21.896	32.238	27.398	18.830	210.1	10	1'38.794	21.814	31.170	26.820	18.990	212.1
11	1'38.301 *	21.91*	31.209	26.567	18.611	209.7	11	1'39.053	21.896	31.799	26.610	18.748	212.5
12	1'45.449 P	21.946	31.383	27.313	24.807	209.3	12	1'38.041	21.820	30.880	26.593	18.748	212.1
13	7'12.264	16.942	37.145	28.656	19.815	196.7	13	1'38.137	21.894	31.061	26.613	18.569	212.1
14	1'37.452 *	21.70*	30.983	26.451	18.312	212.5	14	1'43.939 P	21.868	31.707	26.936	23.428	211.7
15	1'37.112	21.541	30.913	26.196	18.462	216.0	15	4'49.699	12.423	31.343	27.129	18.892	208.8
19th 82 Stefano NEPA Valresa Aspar Team ITA Runs=3 Total laps=16 Full laps=10							22nd 24 Tatsuki SUZUKI SIC58 Squadra Corse JPN Runs=3 Total laps=15 Full laps=6						
1	3'14.135	12.227	33.866	28.098	24.951	207.2	1	2'50.798	13.661	33.635	27.656	19.090	200.3
2	1'43.421	22.437	32.107	28.501	20.376	216.0	2	1'39.836 *	22.11*	31.722	27.160	18.836	211.3
3	1'38.914	21.806	31.550	26.845	18.713	216.8	3	1'38.722	21.923	31.318	26.810	18.671	210.1
4	1'38.851 *	21.798	31.710	26.652	18.691	217.3	4	1'39.086 *	21.882	31.609	26.836	18.759*	213.4
5	1'38.204	21.699	30.940	26.849	18.716	216.8	5	1'38.116	21.784	31.102	26.615	18.615	210.9
6	1'38.259	21.799	31.044	26.733	18.683	212.1	6	1'46.401 P	21.83*	31.185	27.122	26.257	210.5
7	1'37.650	21.651	30.861	26.540	18.598	216.0	7	6'40.603	12.214	31.727	26.841	18.637	207.6
8	1'45.169 P	22.00*	32.516	26.586	24.061	209.7	8	1'37.933 *	21.806	31.064	26.583	18.480*	210.9
9	11'04.044	13.522	31.488	26.706	18.702	206.5							
10	1'38.398	21.868	31.278	26.632	18.620	213.0							
11	1'37.660	21.748	30.989	26.409	18.514	213.4							
12	1'37.691	21.653	30.946	26.459	18.633	213.4							
13	1'42.479 P	21.820	30.842	26.579	23.238	211.3							

Fastest Lap: Celestino VIETTI SKY Racing Team VR ITA **1'35.997** 21.412 30.426 26.088 18.071

These data/results cannot be reproduced, stored and/or transmitted in whole or in part by any manner of electronic, mechanical, photocopying, recording, broadcasting or otherwise now known or herein after developed without the previous express consent by the copyright owner, except for reproduction in daily press and regular printed publications on sale to the public within 60 days of the event related to those data/results and always provided that copyright symbol appears together as follows below.
© DORNA, 2020

Official MotoGP Timing by TISSOT
www.motogp.com

Spielberg, Friday, August 21, 2020

Page 4 of 6



Free Practice Nr. 1

Moto3

Lap	Lap Time	T1	T2	T3	T4	Speed	Lap	Lap Time	T1	T2	T3	T4	Speed
9	1'40.330	21.748	31.696	28.230	18.656	211.3	8	1'39.027	22.047	31.404	26.768	18.808	208.8
10	1'37.961	21.735	31.034	26.521	18.671	213.8	9	1'38.657	21.915	31.307	26.716	18.719	208.4
	unfinished	21.708	33.442	27.290		212.1	10	1'38.497	21.884	31.255	26.752	18.606	209.3
11	1'30.794 *	13.930	32.001	26.561	18.302*	197.0	11	1'39.374 *	21.97*	31.407	27.299	18.693	208.4
12	1'41.462 *	<u>21.503</u>	32.766	28.136	19.057*	<u>217.7</u>	12	1'44.515 P	21.921	31.182	26.705	24.707	209.7
13	1'37.431	21.696	30.842	<u>26.423</u>	<u>18.470</u>	211.3	13	7'04.649	13.164	32.936	27.405	18.726	192.1
14	1'37.198 *	21.559	<u>30.674</u>	26.513	18.452*	214.2	14	1'38.064	21.855	31.064	26.601	18.544	210.1
	23rd	6	Ryusei YAMANAKA	Estrella Galicia 0,0	JPN		15	<u>1'37.493</u>	21.791	<u>30.908</u>	<u>26.357</u>	18.437	210.5
			Runs=3	Total laps=18	Full laps=9		16	1'37.605	21.750	30.973	26.367	18.515	210.5
1	2'51.783	13.048	33.588	27.781	19.286	198.1	17	1'38.118	<u>21.710</u>	31.055	26.784	18.569	210.5
2	1'39.783	22.023	31.851	27.005	18.904	212.1	18	1'37.915 *	21.855	31.219	26.420	<u>18.421</u>	210.1
3	1'39.102	22.050	31.614	26.736	18.702	216.4		26th	12	Filip SALAC	Rivacold Snipers Tea	CZE	
4	1'39.013 *	21.790	31.466	27.177	18.580	212.1				Runs=3	Total laps=16	Full laps=8	
5	1'38.019	21.790	31.051	26.604	18.574	213.8	1	2'54.049 *	12.334	33.787	27.361*	19.000	206.5
6	1'38.164	<u>21.649</u>	31.186	26.671	18.658	215.1	2	1'38.458	21.919	31.311	26.546	18.682	211.3
7	1'38.158	21.762	31.061	26.723	18.612	214.7	3	1'38.215	21.802	31.290	26.632	18.491	213.4
8	1'44.512 P	22.005	31.239	27.007	24.261	209.3	4	1'40.573 *	22.20*	32.562	26.690*	19.118	198.8
9	8'09.555	13.600	32.608	27.006	18.677	191.1	5	1'37.722	21.857	31.093	<u>26.359</u>	18.413	213.4
10	1'38.997	21.924	31.189	26.879	19.005	213.0	6	1'38.443 *	21.684	31.237	26.699*	18.823	216.8
11	1'37.958	21.685	31.259	26.544	<u>18.470</u>	212.5	7	<u>1'37.534</u>	21.707	31.017	26.407	18.403	216.0
12	1'37.861 *	21.709	30.863	26.681	18.608*	213.8		unfinished	21.768	31.487	26.771		216.4
13	1'42.048	21.920	34.844	26.654	18.630	210.9	8	1'29.606	12.073	31.754	27.176	18.603	208.4
14	1'43.883 P	21.774	31.038	26.811	24.260	<u>217.3</u>	9	1'38.243	21.771	31.316	26.660	18.496	213.0
15	4'46.368	12.407	31.503	26.995	18.705	206.5	10	1'37.834	21.740	30.984	26.400	18.710	215.5
16	1'38.268 *	21.933	31.067	26.694*	18.574	209.7	11	1'37.597 *	21.698	30.959	26.428*	18.512	213.8
17	<u>1'37.437</u>	21.674	<u>30.785</u>	<u>26.421</u>	18.557	214.2	12	1'45.088 P	22.06*	31.028	27.351	24.647	209.3
18	1'37.831 *	21.988	30.816	26.471	18.556	210.5	13	5'52.188	11.931	32.956	27.046	18.578	209.3
	24th	23	Niccolò ANTONELL	SIC58 Squadra Corse	ITA		14	1'36.842 *	21.486	30.965	26.151*	<u>18.240</u>	216.8
			Runs=3	Total laps=15	Full laps=8		15	1'36.815 *	<u>21.465</u>	<u>30.904</u>	26.123*	18.323	<u>219.0</u>
1	2'55.078	13.888	34.711	27.828	19.164	203.3		27th	54	Riccardo ROSSI	BOE Skull Rider Facil	ITA	
2	1'39.345	22.265	31.509	26.868	18.703	209.3				Runs=3	Total laps=18	Full laps=9	
3	1'38.378	21.892	31.139	26.740	18.607	211.3	1	1'53.608	12.492	32.254	27.546	19.008	205.7
4	1'38.794 *	21.844	31.603	26.726	18.621	212.1	2	1'39.140	22.016	31.414	26.964	18.746	211.3
5	1'37.763	21.746	31.041	26.424	18.552	214.7	3	1'40.009 *	22.014	31.534	27.428	19.033	216.0
6	1'37.798	21.653	31.123	26.485	18.537	<u>216.4</u>	4	1'38.244	21.955	31.048	26.696	18.545	212.5
7	<u>1'37.441</u>	21.746	30.880	26.401	<u>18.414</u>	214.7	5	1'39.896	22.141	31.565	27.462	18.728	206.8
8	1'46.175 P	22.524	31.787	26.841	25.023	197.8	6	1'37.997 *	21.87*	30.825	26.782	18.511	210.5
9	6'41.210	14.426	31.612	27.082	18.585	197.4	7	1'38.874	21.716	31.148	27.056	18.954	213.0
10	1'37.939	21.763	31.044	26.511	18.621	213.8	8	1'37.695	21.807	30.802	26.682	<u>18.404</u>	211.7
11	1'47.043 P	21.825	30.994	27.645	26.579	216.0	9	1'39.082	21.674	31.581	27.118	18.709	<u>216.8</u>
12	10'49.179	12.304	31.597	26.640	18.461	208.4	10	1'43.284 P	21.867	31.058	27.057	23.302	210.5
13	1'42.656	21.608	31.955	29.001	20.092	214.2	11	7'46.695	12.841	31.979	27.342	22.985	206.1
14	1'39.565	21.669	31.425	27.246	19.225	216.0	12	1'38.899	21.928	31.182	26.999	18.790	210.9
15	1'36.962 *	<u>21.589</u>	<u>30.821</u>	<u>26.183</u>	18.369*	216.0	13	1'38.580 *	21.88*	31.110	26.986	18.596*	211.3
	25th	21	Alonso LOPEZ	Sterilgarda Max Racin	SPA		14	1'44.959 P	21.893	31.243	27.706	24.117	211.3
			Runs=3	Total laps=18	Full laps=10		15	5'46.163	14.734	32.492	27.021	18.689	199.2
1	2'17.464	13.425	34.208	27.902	19.157	196.3	16	1'46.491	<u>21.633</u>	31.821	29.303	23.734	215.5
2	1'39.689	22.261	31.581	27.028	18.819	210.1	17	1'39.985 *	21.94*	31.788	27.165*	19.085	206.1
3	1'38.749 *	22.023	31.272	26.777	18.677	210.5	18	<u>1'37.652</u>	21.691	<u>30.766</u>	<u>26.609</u>	18.586	212.1
4	1'38.732	21.887	31.449	26.695	18.701	<u>211.3</u>		28th	73	Maximilian KOFLER	CIP Green Power	AUT	
5	1'38.740	22.026	31.270	26.728	18.716	210.1				Runs=3	Total laps=17	Full laps=9	
6	1'45.033 P	21.90*	31.422	27.383	24.319	210.1	1	2'21.808 *	12.808	33.860	27.892	19.087*	204.5
7	6'48.689	13.569	32.176	27.361	18.977	201.1	2	1'40.063	22.157	31.717	27.214	18.975	210.1

Fastest Lap: Celestino VIETTI SKY Racing Team VR ITA **1'35.997** 21.412 30.426 26.088 18.071

These data/results cannot be reproduced, stored and/or transmitted in whole or in part by any manner of electronic, mechanical, photocopying, recording, broadcasting or otherwise now known or herein after developed without the previous express consent by the copyright owner, except for reproduction in daily press and regular printed publications on sale to the public within 60 days of the event related to those data/results and always provided that copyright symbol appears together as follows below.
© DORNA, 2020

Free Practice Nr. 1

Moto3

Lap	Lap Time		T1	T2	T3	T4	Speed	Lap	Lap Time	T1	T2	T3	T4	Speed
3	1'40.036	*	21.916	31.645	27.208	19.267	211.3							
4	1'41.135	*	22.051	32.363	27.508	19.213*	210.1							
5	1'39.358		22.069	31.354	26.969	18.966	209.7							
6	1'38.911		21.950	31.391	26.812	18.758	210.5							
7	1'38.309		21.745	31.223	26.700	18.641	211.3							
8	1'43.280	P	21.780	31.172	26.779	23.549	212.1							
9	9'19.755	*	12.727	31.784	27.198	18.884*	205.3							
10	1'38.780		21.975	31.399	26.699	18.707	212.1							
11	1'38.117		21.742	31.175	26.566	18.634	214.7							
12	1'43.583	P	<u>21.697</u>	31.094	26.657	24.135	<u>215.1</u>							
13	6'24.199	*	12.901	31.636	26.992	18.847*	205.3							
14	1'38.541		21.935	31.165	26.837	18.604	211.3							
15	<u>1'37.792</u>		21.803	30.902	<u>26.529</u>	<u>18.558</u>	210.9							
16	1'37.812		21.738	<u>30.795</u>	26.529	18.750	211.7							
17	1'39.198	*	21.827	31.133	26.737	19.501*	210.9							

29th 92 Yuki KUNII Honda Team Asia JPN
Runs=3 Total laps=17 Full laps=8

1	2'50.200		15.314	34.377	28.473	19.606	187.8							
2	1'41.121	*	22.251*	32.367	27.438	19.057	208.4							
3	1'39.621		22.157	31.910	26.825	18.729	215.1							
4	1'39.423	*	21.939	31.873	26.965	18.646	215.5							
5	1'38.823		21.845	31.503	26.919	18.556	211.7							
6	1'38.438		21.797	31.353	<u>26.697</u>	18.591	<u>216.0</u>							
7	1'38.011		21.721	31.095	26.729	18.466	215.5							
8	1'38.723		21.912	31.100	26.852	18.859	213.0							
9	1'38.527		21.896	31.264	26.907	<u>18.460</u>	209.7							
10	1'48.336	P	22.53*	31.908	27.702	26.192	207.6							
11	9'53.700	*	13.704	32.155	27.551	18.828*	197.4							
12	1'41.527		21.950	33.486	27.313	18.778	210.9							
13	1'44.878	P	21.845	31.246	27.012	24.775	212.1							
14	4'48.507	*	12.581	31.799	27.271	18.615*	206.5							
15	1'37.838	*	<u>21.717</u>	<u>30.963</u>	26.776*	18.382*	213.0							
16	<u>1'37.997</u>		21.730	30.987	26.735	18.545	211.7							
17	1'47.545	P	21.845	31.237	27.082	27.381	214.7							

30th 9 Davide PIZZOLI BOE Skull Rider Facil ITA
Runs=2 Total laps=18 Full laps=7

1	1'59.992		12.493	32.793	27.810	19.250	202.2							
2	1'40.041		22.303	31.556	27.105	19.077	208.0							
3	1'39.461	*	22.189	31.245	27.049	18.978	208.4							
4	1'39.315		22.075	31.338	26.964	18.938	209.7							
5	1'39.680	*	22.11*	31.569	27.057	18.940	209.3							
6	1'39.009		22.141	31.215	26.899	18.754	209.7							
7	1'38.929		22.040	31.224	26.891	18.774	209.7							
8	1'38.629	*	21.981*	31.185	26.799	18.657*	208.4							
9	1'38.596	*	22.01*	<u>30.985</u>	26.894	18.702*	209.3							
10	1'38.820		22.021	31.168	26.900	18.731	209.3							
11	1'38.824	*	22.119	31.392	26.625	18.688*	208.8							
12	1'38.694	*	22.071*	31.152	26.641	18.825*	210.9							
13	1'39.125		22.045	31.208	26.942	18.930	208.4							
14	1'47.366	P	22.344	32.453	28.209	24.360	207.6							
15	11'45.826	*	14.231	41.236	29.098	19.650*	149.7							
16	1'46.398	*	22.00*	34.697	30.004	19.694	212.1							
17	<u>1'38.107</u>		<u>21.732</u>	31.196	26.570	<u>18.609</u>	<u>215.5</u>							
18	1'38.985	*	21.974	31.156	<u>26.379</u>	19.476*	208.4							

Fastest Lap: Celestino VIETTI SKY Racing Team VR ITA **1'35.997** 21.412 30.426 26.088 18.071

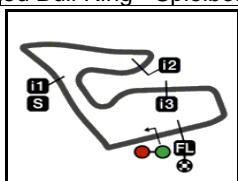
These data/results cannot be reproduced, stored and/or transmitted in whole or in part by any manner of electronic, mechanical, photocopying, recording, broadcasting or otherwise now known or herein after developed without the previous express consent by the copyright owner, except for reproduction in daily press and regular printed publications on sale to the public within 60 days of the event related to those data/results and always provided that copyright symbol appears together as follows below.
© DORNA, 2020

Official MotoGP Timing by TISSOT
www.motogp.com

Spielberg, Friday, August 21, 2020

Page 6 of 6





4318 m.

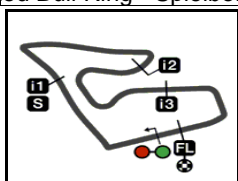
BMW M GRAND PRIX OF STYRIA**Free Practice Nr. 1****Best Partial Times****Moto3™***IT* Ideal Lap Time, sum of the best partial times*BT* Best Lap Time

T1			T2			T3			T4				
<i>Pos</i>	<i>Rider</i>	<i>Time</i>	<i>Rider</i>	<i>Time</i>	<i>Rider</i>	<i>Time</i>	<i>Rider</i>	<i>Time</i>	<i>Pos</i>	<i>Rider</i>	<i>IT</i>	<i>BT</i>	
1	T.ARBOLINO	21.270	C.VIETTI	30.331	R.FERNANDEZ	26.077	C.VIETTI	18.071	1	C.VIETTI	1'35.816	1'35.997	(1)
2	C.VIETTI	21.326	A.MIGNO	30.473	C.VIETTI	26.088	A.ARENAS	18.164	2	A.ARENAS	1'36.210	1'36.303	(2)
3	A.ARENAS	21.369	C.TATAY	30.484	T.ARBOLINO	26.095	J.ALCOBA	18.201	3	T.ARBOLINO	1'36.297	1'36.498	(4)
4	D.FOGGIA	21.370	J.MCPHEE	30.500	J.ALCOBA	26.121	D.BINDER	18.219	4	R.FERNANDEZ	1'36.453	1'36.523	(5)
5	J.MASIA	21.460	A.ARENAS	30.519	J.MCPHEE	26.141	R.FERNANDEZ	18.228	5	J.ALCOBA	1'36.482	1'36.482	(3)
6	F.SALAC	21.465	R.FERNANDEZ	30.543	A.SASAKI	26.151	F.SALAC	18.240	6	D.FOGGIA	1'36.499	1'36.630	(7)
7	D.ÖNCÜ	21.482	D.ÖNCÜ	30.555	A.ARENAS	26.158	D.FOGGIA	18.279	7	A.MIGNO	1'36.515	1'36.967	(13)
8	S.NEPA	21.495	J.MASIA	30.569	R.FENATI	26.174	B.BALTUS	18.301	8	D.ÖNCÜ	1'36.532	1'36.590	(6)
9	T.SUZUKI	21.503	J.ALCOBA	30.589	D.BINDER	26.177	T.ARBOLINO	18.306	9	D.BINDER	1'36.594	1'36.674	(8)
10	A.MIGNO	21.509	D.BINDER	30.609	N.ANTONELLI	26.183	D.ÖNCÜ	18.311	10	J.MCPHEE	1'36.617	1'36.861	(11)
11	G.RODRIGO	21.533	D.FOGGIA	30.625	D.ÖNCÜ	26.184	K.TOBA	18.312	11	J.MASIA	1'36.712	1'36.811	(9)
12	K.TOBA	21.538	T.ARBOLINO	30.626	K.TOBA	26.196	A.MIGNO	18.329	12	C.TATAY	1'36.765	1'37.032	(14)
13	C.TATAY	21.548	A.SASAKI	30.628	A.OGURA	26.197	J.MCPHEE	18.329	13	A.OGURA	1'36.807	1'36.889	(12)
14	J.ALCOBA	21.571	A.OGURA	30.629	G.RODRIGO	26.201	R.FENATI	18.330	14	A.SASAKI	1'36.823	1'36.823	(10)
15	N.ANTONELLI	21.589	T.SUZUKI	30.674	A.MIGNO	26.204	J.MASIA	18.375	15	G.RODRIGO	1'36.930	1'37.066	(16)
16	D.BINDER	21.589	S.GARCIA	30.698	D.FOGGIA	26.225	G.RODRIGO	18.376	16	K.TOBA	1'36.959	1'37.112	(18)
17	S.GARCIA	21.600	S.NEPA	30.716	S.GARCIA	26.235	A.OGURA	18.377	17	F.SALAC	1'36.968	1'37.534	(26)
18	A.OGURA	21.604	R.ROSSI	30.766	B.BALTUS	26.265	J.DUPASQUIER	18.399	18	S.NEPA	1'36.972	1'37.118	(19)
19	R.FERNANDEZ	21.605	R.YAMANAKA	30.785	S.NEPA	26.273	R.ROSSI	18.404	19	S.GARCIA	1'36.983	1'37.429	(21)
20	A.SASAKI	21.625	M.KOFLER	30.795	C.TATAY	26.276	N.ANTONELLI	18.414	20	N.ANTONELLI	1'37.007	1'37.441	(24)
21	R.ROSSI	21.633	B.BALTUS	30.807	J.DUPASQUIER	26.301	A.SASAKI	18.419	21	R.FENATI	1'37.011	1'37.071	(17)
22	J.DUPASQUIER	21.639	G.RODRIGO	30.820	J.MASIA	26.308	A.LOPEZ	18.421	22	B.BALTUS	1'37.021	1'37.032	(15)
23	R.FENATI	21.644	N.ANTONELLI	30.821	A.LOPEZ	26.357	S.GARCIA	18.450	23	T.SUZUKI	1'37.070	1'37.431	(22)
24	J.MCPHEE	21.647	J.DUPASQUIER	30.841	F.SALAC	26.359	C.TATAY	18.457	24	J.DUPASQUIER	1'37.180	1'37.180	(20)

These data/results cannot be reproduced, stored and/or transmitted in whole or in part by any manner of electronic, mechanical, photocopying, recording, broadcasting or otherwise now known or herein after developed without the previous express consent by the copyright owner, except for reproduction in daily press and regular printed publications on sale to the public within 60 days of the event related to those data/results and always provided that copyright symbol appears together as follows below.
© DORNA, 2020

Official MotoGP Timing by TISSOT
www.motogp.com





4318 m.

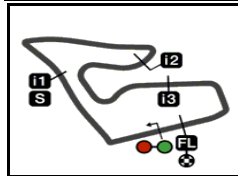
BMW M GRAND PRIX OF STYRIA**Free Practice Nr. 1****Best Partial Times****Moto3™***IT* Ideal Lap Time, sum of the best partial times*BT* Best Lap Time

T1			T2			T3			T4				
<i>Pos</i>	<i>Rider</i>	<i>Time</i>	<i>Rider</i>	<i>Time</i>	<i>Rider</i>	<i>Time</i>	<i>Rider</i>	<i>Time</i>	<i>Pos</i>	<i>Rider</i>	<i>IT</i>	<i>BT</i>	
25	B.BALTUS	21.648	R.FENATI	30.863	D.PIZZOLI	26.379	Y.KUNII	18.460	25	R.YAMANAKA	1'37.325	1'37.437	(23)
26	R.YAMANAKA	21.649	F.SALAC	30.904	R.YAMANAKA	26.421	R.YAMANAKA	18.470	26	A.LOPEZ	1'37.396	1'37.493	(25)
27	M.KOFLER	21.697	A.LOPEZ	30.908	T.SUZUKI	26.423	T.SUZUKI	18.470	27	R.ROSSI	1'37.412	1'37.652	(27)
28	A.LOPEZ	21.710	K.TOBA	30.913	M.KOFLER	26.529	S.NEPA	18.488	28	M.KOFLER	1'37.579	1'37.792	(28)
29	Y.KUNII	21.717	Y.KUNII	30.963	R.ROSSI	26.609	M.KOFLER	18.558	29	D.PIZZOLI	1'37.705	1'38.107	(30)
30	D.PIZZOLI	21.732	D.PIZZOLI	30.985	Y.KUNII	26.697	D.PIZZOLI	18.609	30	Y.KUNII	1'37.837	1'37.997	(29)

These data/results cannot be reproduced, stored and/or transmitted in whole or in part by any manner of electronic, mechanical, photocopying, recording, broadcasting or otherwise now known or herein after developed without the previous express consent by the copyright owner, except for reproduction in daily press and regular printed publications on sale to the public within 60 days of the event related to those data/results and always provided that copyright symbol appears together as follows below.
© DORNA, 2020


Official MotoGP Timing by TISSOT
www.motogp.com





4318 m.

BMW M GRAND PRIX OF STYRIA**Free Practice Nr. 1****Fastest Laps Sequence**

<i>Practice Time</i>	 <i>Rider</i>	<i>Nation</i>	<i>Motorcycle</i>	<i>Time</i>	<i>Km/h</i>	<i>Rider's Lap</i>
3'32.538	53 Deniz ÖNCÜ	TUR	KTM	1'39.342	156.4	2
3'32.748	54 Riccardo ROSSI	ITA	KTM	1'39.140	156.7	2
4'00.711	25 Raul FERNANDEZ	SPA	KTM	1'38.597	157.6	2
4'08.155	5 Jaume MASIA	SPA	HONDA	1'38.100	158.4	2
6'09.361	7 Dennis FOGGIA	ITA	HONDA	1'37.956	158.6	3
6'39.025	14 Tony ARBOLINO	ITA	HONDA	1'37.685	159.1	3
8'54.127	25 Raul FERNANDEZ	SPA	KTM	1'37.594	159.2	5
8'54.703	40 Darryn BINDER	RSA	KTM	1'37.463	159.4	5
9'54.365	14 Tony ARBOLINO	ITA	HONDA	1'37.122	160.0	5
22'59.100	13 Celestino VIETTI	ITA	KTM	1'36.816	160.5	10
26'17.318	13 Celestino VIETTI	ITA	KTM	1'36.576	160.9	12
35'21.384	13 Celestino VIETTI	ITA	KTM	1'36.143	161.6	15
38'46.757	13 Celestino VIETTI	ITA	KTM	1'35.997	161.9	17

These data/results cannot be reproduced, stored and/or transmitted in whole or in part by any manner of electronic, mechanical, photocopying, recording, broadcasting or otherwise now known or herein after developed without the previous express consent by the copyright owner, except for reproduction in daily press and regular printed publications on sale to the public within 60 days of the event related to those data/results and always provided that copyright symbol appears together as follows below.

© DORNA, 2020

Official MotoGP Timing by TISSOT
www.motogp.com

Spielberg, Friday, August 21, 2020

