


4318 m.

BMW M GRAND PRIX OF STYRIA

Free Practice Nr. 2

Classification

6

	Rider	Nation	Team	Motorcycle	Time	Lap Total	Gap	Top Speed
1	24 Tatsuki SUZUKI	JPN	SIC58 Squadra Corse	HONDA	1'36.398	17 17		218.6
2	2 Gabriel RODRIGO	ARG	Kömmerling Gresini Moto3	HONDA	1'36.409	14 15	0.011 0.011	218.1
3	14 Tony ARBOLINO	ITA	Rivacold Snipers Team	HONDA	1'36.458	18 18	0.060 0.049	218.6
4	17 John MCPHEE	GBR	Petronas Sprinta Racing	HONDA	1'36.552	16 16	0.154 0.094	216.8
5	75 Albert ARENAS	SPA	Valresa Aspar Team	KTM	1'36.558	15 15	0.160 0.006	218.6
6	5 Jaume MASIA	SPA	Leopard Racing	HONDA	1'36.575	17 17	0.177 0.017	219.0
7	13 Celestino VIETTI	ITA	SKY Racing Team VR46	KTM	1'36.632	10 18	0.234 0.057	217.7
8	12 Filip SALAC	CZE	Rivacold Snipers Team	HONDA	1'36.643	14 14	0.245 0.011	216.0
9	71 Ayumu SASAKI	JPN	Red Bull KTM Tech 3	KTM	1'36.708	16 17	0.310 0.065	217.7
10	52 Jeremy ALCOBA	SPA	Kömmerling Gresini Moto3	HONDA	1'36.711	16 17	0.313 0.003	214.2
11	16 Andrea MIGNO	ITA	SKY Racing Team VR46	KTM	1'36.741	11 17	0.343 0.030	215.1
12	25 Raul FERNANDEZ	SPA	Red Bull KTM Ajo	KTM	1'36.795	4 16	0.397 0.054	217.3
13	7 Dennis FOGGIA	ITA	Leopard Racing	HONDA	1'36.819	6 17	0.421 0.024	219.9
14	79 Ai OGURA	JPN	Honda Team Asia	HONDA	1'36.875	8 14	0.477 0.056	216.4
15	11 Sergio GARCIA	SPA	Estrella Galicia 0,0	HONDA	1'36.910	17 18	0.512 0.035	215.5
16	27 Kaito TOBA	JPN	Red Bull KTM Ajo	KTM	1'37.100	4 16	0.702 0.190	219.0
17	55 Romano FENATI	ITA	Sterilgarda Max Racing Team	HUSQVARNA	1'37.102	14 16	0.704 0.002	216.8
18	92 Yuki KUNII	JPN	Honda Team Asia	HONDA	1'37.113	16 17	0.715 0.011	216.4
19	23 Niccolò ANTONELLI	ITA	SIC58 Squadra Corse	HONDA	1'37.153	5 15	0.755 0.040	219.5
20	53 Deniz ÖNCÜ	TUR	Red Bull KTM Tech 3	KTM	1'37.197	17 17	0.799 0.044	218.1
21	40 Darryn BINDER	RSA	CIP Green Power	KTM	1'37.223	15 16	0.825 0.026	214.2
22	70 Barry BALTUS	BEL	CarXpert PruestelGP	KTM	1'37.284	14 15	0.886 0.061	216.8
23	82 Stefano NEPA	ITA	Valresa Aspar Team	KTM	1'37.295	10 16	0.897 0.011	217.7
24	99 Carlos TATAY	SPA	Reale Avintia Moto3	KTM	1'37.358	18 19	0.960 0.063	216.8
25	73 Maximilian KOFLE	AUT	CIP Green Power	KTM	1'37.511	14 14	1.113 0.153	216.0
26	50 Jason DUPASQUIER	SWI	CarXpert PruestelGP	KTM	1'37.641	15 16	1.243 0.130	216.8
27	6 Ryusei YAMANAKA	JPN	Estrella Galicia 0,0	HONDA	1'37.648	17 18	1.250 0.007	213.0
28	9 Davide PIZZOLI	ITA	BOE Skull Rider Facile Energy	KTM	1'37.863	15 16	1.465 0.215	211.7
29	54 Riccardo ROSSI	ITA	BOE Skull Rider Facile Energy	KTM	1'37.977	5 18	1.579 0.114	213.4
30	21 Alonso LOPEZ	SPA	Sterilgarda Max Racing Team	HUSQVARNA	1'37.997	5 16	1.599 0.020	211.7

Practice condition: **Dry**

Air: 30°

Humidity: 49%

Ground: 51°

Fastest Lap:	Lap: 17	Tatsuki SUZUKI	1'36.398	161.2 Km/h
Best Race Lap:	2018	Lorenzo DALLA PORTA	1'36.307	161.4 Km/h
All Time Lap Record:	2019	Tony ARBOLINO	1'35.778	162.3 Km/h

The results are provisional until the end of the limit for protest and appeals.

Time limit for protest expires 30' after publication of the results - Time:

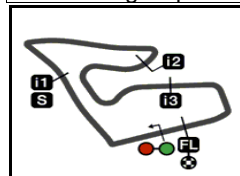
These data/results cannot be reproduced, stored and/or transmitted in whole or in part by any manner of electronic, mechanical, photocopying, recording, broadcasting or otherwise now known or herein after developed without the previous express consent by the copyright owner, except for reproduction in daily press and regular printed publications on sale to the public within 60 days of the event related to those data/results and always provided that copyright symbol appears together as follows below.

© DORNA, 2020

Official MotoGP Timing by TISSOT
www.motogp.com

Spielberg, Friday, August 21, 2020




4318 m.

BMW M GRAND PRIX OF STYRIA

Free Practice Nr. 2

Combined Free Practice Times

7

	Rider	Nation	Team	MOTORCYCLE	FP1	FP2	Gap
1	13 C.VIETTI	ITA	SKY Racing Team VR46	KTM	1'35.997	17	1'36.632 10
2	75 A.ARENAS	SPA	Valresa Aspar Team	KTM	1'36.303	16	1'36.558 15 0.306 0.306
3	24 T.SUZUKI	JPN	SIC58 Squadra Corse	HONDA	1'37.431 13	1'36.398	17 0.401 0.095
4	2 G.RODRIGO	ARG	Kömmerling Gresini Moto3	HONDA	1'37.066 17	1'36.409	14 0.412 0.011
5	14 T.ARBOLINO	ITA	Rivacold Snipers Team	HONDA	1'36.498 15	1'36.458	18 0.461 0.049
6	52 J.ALCOBA	SPA	Kömmerling Gresini Moto3	HONDA	1'36.482	16	1'36.711 16 0.485 0.024
7	25 R.FERNANDEZ	SPA	Red Bull KTM Ajo	KTM	1'36.523	14	1'36.795 4 0.526 0.041
8	17 J.MCPHEE	GBR	Petronas Sprinta Racing	HONDA	1'36.861 11	1'36.552	16 0.555 0.029
9	5 J.MASIA	SPA	Leopard Racing	HONDA	1'36.811 16	1'36.575	17 0.578 0.023
10	53 D.ÖNCÜ	TUR	Red Bull KTM Tech 3	KTM	1'36.590	17	1'37.197 17 0.593 0.015
11	7 D.FOGGIA	ITA	Leopard Racing	HONDA	1'36.630	18	1'36.819 6 0.633 0.040
12	12 F.SALAC	CZE	Rivacold Snipers Team	HONDA	1'37.534 7	1'36.643	14 0.646 0.013
13	40 D.BINDER	RSA	CIP Green Power	KTM	1'36.674	16	1'37.223 15 0.677 0.031
14	71 A.SASAKI	JPN	Red Bull KTM Tech 3	KTM	1'36.823 19	1'36.708	16 0.711 0.034
15	16 A.MIGNO	ITA	SKY Racing Team VR46	KTM	1'36.967 16	1'36.741	11 0.744 0.033
16	79 A.OGURA	JPN	Honda Team Asia	HONDA	1'36.889 17	1'36.875	8 0.878 0.134
17	11 S.GARCIA	SPA	Estrella Galicia 0,0	HONDA	1'37.429 16	1'36.910	17 0.913 0.035
18	99 C.TATAY	SPA	Reale Avintia Moto3	KTM	1'37.032	15	1'37.358 18 1.035 0.122
19	70 B.BALTUS	BEL	CarXpert PruestelGP	KTM	1'37.032	14	1'37.284 14 1.035
20	55 R.FENATI	ITA	Sterilgarda Max Racing Team	HUSQVARNA	1'37.071	16	1'37.102 14 1.074 0.039
21	27 K.TOBA	JPN	Red Bull KTM Ajo	KTM	1'37.112 15	1'37.100	4 1.103 0.029
22	92 Y.KUNII	JPN	Honda Team Asia	HONDA	1'37.997 16	1'37.113	16 1.116 0.013
23	82 S.NEPA	ITA	Valresa Aspar Team	KTM	1'37.118	15	1'37.295 10 1.121 0.005
24	23 N.ANTONELLI	ITA	SIC58 Squadra Corse	HONDA	1'37.441 7	1'37.153	5 1.156 0.035
25	50 J.DUPASQUIER	SWI	CarXpert PruestelGP	KTM	1'37.180	18	1'37.641 15 1.183 0.027
26	6 R.YAMANAKA	JPN	Estrella Galicia 0,0	HONDA	1'37.437	17	1'37.648 17 1.440 0.257
27	21 A.LOPEZ	SPA	Sterilgarda Max Racing Team	HUSQVARNA	1'37.493	15	1'37.997 5 1.496 0.056
28	73 M.KOFLER	AUT	CIP Green Power	KTM	1'37.792 15	1'37.511	14 1.514 0.018
29	54 R.ROSSI	ITA	BOE Skull Rider Facile Energy	KTM	1'37.652	18	1'37.977 5 1.655 0.141
30	9 D.PIZZOLI	ITA	BOE Skull Rider Facile Energy	KTM	1'38.107 17	1'37.863	15 1.866 0.211

Pole Position Record:	2016	Joan MIR	1'36.228	161.5 Km/h
Best Race Lap:	2018	Lorenzo DALLA PORTA	1'36.307	161.4 Km/h
All Time Lap Record:	2019	Tony ARBOLINO	1'35.778	162.3 Km/h

The results are provisional until the end of the limit for protest and appeals.

Time limit for protest expires 60' after publication of the results - Mr. Time:

These data/results cannot be reproduced, stored and/or transmitted in whole or in part by any manner of electronic, mechanical, photocopying, recording, broadcasting or otherwise now known or herein after developed without the previous express consent by the copyright owner, except for reproduction in daily press and regular printed publications on sale to the public within 60 days of the event related to those data/results and always provided that copyright symbol appears together as follows below.

© DORNA, 2020

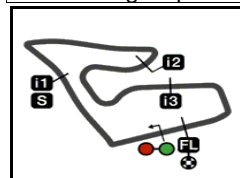
Official MotoGP Timing by TISSOT

www.motogp.com

Spielberg, Friday, August 21, 2020







4318 m.

BMW M GRAND PRIX OF STYRIA**Free Practice Nr. 2****Top Speed & Average****8**

Rider	Nation	Motorcycle	Top 5 speeds					Average	Top
7 Dennis FOGGIA	ITA	HONDA	219.9	219.5	219.0	218.6	218.1	219.0	219.9
23 Niccolò ANTONELLI	ITA	HONDA	219.5	217.7	214.2	213.8	213.8	215.8	219.5
5 Jaume MASIA	SPA	HONDA	219.0	217.7	216.8	216.0	213.8	215.6	219.0
27 Kaito TOBA	JPN	KTM	219.0	217.3	215.5	214.7	214.2	216.1	219.0
14 Tony ARBOLINO	ITA	HONDA	218.6	216.8	216.4	216.0	215.5	216.7	218.6
24 Tatsuki SUZUKI	JPN	HONDA	218.6	217.3	216.8	215.1	215.1	216.3	218.6
75 Albert ARENAS	SPA	KTM	218.6	218.1	217.7	217.3	217.3	217.8	218.6
2 Gabriel RODRIGO	ARG	HONDA	218.1	214.2	210.9	210.5	210.5	212.5	218.1
53 Deniz ÖNCÜ	TUR	KTM	218.1	212.5	212.1	211.3	210.9	213.0	218.1
13 Celestino VIETTI	ITA	KTM	217.7	215.5	215.1	213.8	213.4	214.6	217.7
71 Ayumu SASAKI	JPN	KTM	217.7	215.1	212.1	211.3	210.9	213.0	217.7
82 Stefano NEPA	ITA	KTM	217.7	215.5	215.1	214.2	213.8	215.0	217.7
25 Raul FERNANDEZ	SPA	KTM	217.3	217.3	215.1	213.8	213.4	214.8	217.3
17 John MCPHEE	GBR	HONDA	216.8	215.1	215.1	215.1	215.1	215.4	216.8
50 Jason DUPASQUIER	SWI	KTM	216.8	216.4	216.4	215.1	212.5	215.4	216.8
55 Romano FENATI	ITA	HUSQVARNA	216.8	216.8	213.4	210.9	210.1	213.6	216.8
70 Barry BALTUS	BEL	KTM	216.8	215.1	213.4	213.4	213.0	214.3	216.8
99 Carlos TATAY	SPA	KTM	216.8	216.0	214.2	212.1	210.9	213.5	216.8
79 Ai OGURA	JPN	HONDA	216.4	214.2	213.8	213.0	210.5	213.1	216.4
92 Yuki KUNII	JPN	HONDA	216.4	215.5	214.7	214.2	213.8	214.9	216.4
12 Filip SALAC	CZE	HONDA	216.0	216.0	215.1	215.1	213.8	215.2	216.0
73 Maximilian KOFLER	AUT	KTM	216.0	214.7	214.2	213.4	213.4	214.3	216.0
11 Sergio GARCIA	SPA	HONDA	215.5	214.7	213.4	213.4	210.9	213.6	215.5
16 Andrea MIGNO	ITA	KTM	215.1	214.7	213.8	213.8	213.4	214.2	215.1
40 Darryn BINDER	RSA	KTM	214.2	213.8	213.4	213.4	212.5	213.3	214.2
52 Jeremy ALCOBA	SPA	HONDA	214.2	213.8	213.4	212.5	212.5	213.3	214.2
54 Riccardo ROSSI	ITA	KTM	213.4	212.1	212.1	211.7	211.7	212.2	213.4
6 Ryusei YAMANAKA	JPN	HONDA	213.0	212.1	210.5	210.1	210.1	211.2	213.0
9 Davide PIZZOLI	ITA	KTM	211.7	210.9	210.5	209.7	209.7	210.5	211.7
21 Alonso LOPEZ	SPA	HUSQVARNA	211.7	211.7	211.3	210.5	210.5	211.1	211.7

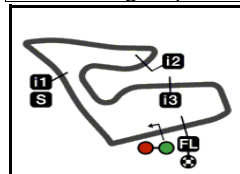
These data/results cannot be reproduced, stored and/or transmitted in whole or in part by any manner of electronic, mechanical, photocopying, recording, broadcasting or otherwise now known or herein after developed without the previous express consent by the copyright owner, except for reproduction in daily press and regular printed publications on sale to the public within 60 days of the event related to those data/results and always provided that copyright symbol appears together as follows below.

© DORNA, 2020

Official MotoGP Timing by TISSOT
www.motogp.com

Spielberg, Friday, August 21, 2020





4318 m.

BMW M GRAND PRIX OF STYRIA

Free Practice Nr. 2

Chronological Analysis of Performances

9

* Lap / Sector time cancelled

T1 Time from finish line to 1st intermediate

T3 Time from 2nd intermed. to 3rd intermed.

P Crossing the finish line in pit lane

T2 Time from 1st intermed. to 2nd intermed.

T4 Time from 3rd intermediate to finish line

Lap	Lap Time	T1	T2	T3	T4	Speed	Lap	Lap Time	T1	T2	T3	T4	Speed	
1st	24	Tatsuki SUZUKI SIC58 Squadra Corse JPN						7	1'36.859	21.409	30.735	26.324	18.391	218.6
		Runs=4	Total laps=17	Full laps=7			8	1'45.192 P	21.828	31.314	27.024	25.026	210.9	
1	3'07.935	15.969	33.240	26.937	18.766	178.8	9	7'08.217	13.264	32.630	26.556	18.943	203.7	
2	1'37.738	21.601	31.086	26.490	18.561	218.6	10	1'37.507	21.726	30.795	26.488	18.498	212.1	
3	1'37.897	21.738	30.925	26.440	18.794	217.3	11	1'37.478	21.683	30.712	26.616	18.467	212.5	
4	1'37.115	21.627	30.843	26.330	18.315	215.1	12	1'37.253	21.684	30.764	26.431	18.374	213.4	
5	1'45.296 P	21.751	30.899	26.538	26.108	213.0	13	1'37.355	21.706	30.729	26.470	18.450	212.5	
6	5'52.744	14.343	38.507	27.124	18.726	195.6	14	1'43.727 P	21.816	31.400	27.226	23.285	211.3	
7	1'38.193	21.955	31.057	26.618	18.563	209.3	15	6'30.011	12.472	33.817	26.849	18.765	212.5	
8	1'46.513 P	21.78*	30.949	26.608	27.168	210.1	16	1'36.897 *	21.78*	30.698	26.192	18.224*	213.8	
9	4'10.821 *	11.907	33.706	27.962	18.624*	210.1	17	1'36.711	21.458	30.621	26.236	18.396	216.4	
10	1'41.570 *	21.670	30.788	26.953	22.159*	214.7	18	1'36.458	21.479	30.492	26.173	18.314	216.0	
11	1'36.864	21.575	30.676	26.185	18.428	215.1								
12	1'38.577	21.597	31.809	26.189	18.982	212.5	4th	17	John MCPHEE Petronas Sprinta Raci GBR					
13	1'44.466 P	21.863	31.111	26.902*	24.590	211.7			Runs=3	Total laps=16	Full laps=8			
14	6'25.985 *	12.868	31.702	26.596	18.452*	205.7	1	3'09.118	16.224	33.210	27.320	18.808	183.3	
15	1'42.630 *	21.553	35.628	26.962	18.487*	215.1	2	1'40.595 *	21.966	33.551	26.542	18.536*	211.7	
16	1'42.614 *	21.764	36.255	26.301	18.294*	210.9	3	1'37.246	21.716	30.878	26.195	18.457	213.0	
17	1'36.398	21.489	30.634	26.002	18.273	216.8	4	1'38.879	21.656	32.312	26.462	18.449	216.8	
							5	1'36.863	21.670	30.796	25.961	18.436	215.1	
2nd	2	Gabriel RODRIGO Kömmerling Gresini M ARG						6	1'36.950 *	21.674	30.737	26.159	18.380*	215.1
		Runs=3	Total laps=15	Full laps=8			7	1'45.845 P	22.236	31.401	28.323	23.885	203.0	
1	2'27.581	13.975	31.874	27.162	18.811	201.4	8	8'19.235 *	13.894	32.120	27.562	18.607*	200.3	
2	1'38.228	22.003	30.818	26.760	18.647	210.5	9	1'46.813	21.815	38.167	27.265	19.566	210.9	
3	1'38.093	21.955	30.817	26.789	18.532	210.5	10	1'43.914	27.094	31.003	26.520	19.297	206.5	
4	1'37.793	21.860	30.671	26.768	18.494	210.5	11	1'36.980	21.710	30.705	26.168	18.397	213.0	
5	1'37.793 *	21.770	30.714	26.730	18.579*	210.9	12	1'45.585 P	21.608	30.961	27.078	25.938	215.1	
6	1'46.557 P	22.23*	32.302	27.115	24.901	201.1	13	8'02.900	13.486	33.440	26.851	18.530	180.3	
7	7'09.557	13.170	31.907	27.312	18.661	201.4	14	1'42.990 *	21.894	35.487	26.906	18.703*	209.7	
8	1'38.251	22.068	30.895	26.770	18.518	208.0	15	1'42.522	26.420	31.490	26.265	18.347	208.8	
9	1'37.774	21.825	30.786	26.648	18.515	208.4	16	1'36.552	21.611	30.613	26.031	18.297	215.1	
10	1'37.976	21.903	30.812	26.714	18.547	208.4								
11	1'37.987 *	21.82*	30.865	26.692	18.605	208.4	5th	75	Albert ARENAS Valresa Aspar Team SPA					
12	1'45.963 P	22.151	31.526	27.173	25.113	200.7			Runs=3	Total laps=15	Full laps=9			
13	10'19.508	12.637	32.705	26.722	18.326	209.3	1	3'07.725	18.933	34.484	27.016	18.931	132.8	
14	1'36.409	21.602	30.402	26.255	18.150	214.2	2	1'37.754	21.650	31.079	26.425	18.600	218.6	
15	2'13.858	21.434		19.782	218.1		3	1'37.884	21.805	30.995	26.453	18.631	217.3	
							4	1'37.944 *	21.80*	31.114	26.567	18.462	212.5	
3rd	14	Tony ARBOLINO Rivacold Snipers Tea ITA						5	1'37.691	21.757	30.850	26.519	18.565	213.8
		Runs=3	Total laps=18	Full laps=12			6	1'45.432 P	22.499	31.906	26.726	24.301	193.5	
1	3'10.358	16.111	32.615	26.619	18.497	181.8	7	11'51.213	13.207	39.193	29.010	18.660	198.8	
2	1'42.366	21.774	35.426	26.521	18.645	213.8	8	1'37.673	21.861	30.867	26.421	18.524	212.1	
3	1'36.982	21.667	30.712	26.131	18.472	215.5	9	1'37.553	21.828	30.847	26.446	18.432	211.3	
4	1'37.890	21.628	31.047	26.442	18.773	211.3	10	1'50.322 P	22.025	36.777	27.473	24.047	211.7	
5	1'36.848	21.443	30.625	26.409	18.371	216.8	11	6'31.520	12.008	31.108	26.711	18.523	208.4	
6	1'36.800	21.548	30.592	26.304	18.356	215.1	12	1'42.361	21.656	35.096	26.945	18.664	216.8	

Fastest Lap: Tatsuki SUZUKI SIC58 Squadra Corse JPN **1'36.398** 21.489 30.634 26.002 18.273

These data/results cannot be reproduced, stored and/or transmitted in whole or in part by any manner of electronic, mechanical, photocopying, recording, broadcasting or otherwise now known or herein after developed without the previous express consent by the copyright owner, except for reproduction in daily press and regular printed publications on sale to the public within 60 days of the event related to those data/results and always provided that copyright symbol appears together as follows below.
© DORNA, 2020

Free Practice Nr. 2

Moto3

Lap	Lap Time	T1	T2	T3	T4	Speed	Lap	Lap Time	T1	T2	T3	T4	Speed
13	1'36.818	21.663	30.773	26.095	18.287	217.3	8	1'47.493	21.807	38.036	27.546	20.104	211.3
14	1'36.615	21.425	30.640	26.166	18.384	218.1	9	1'43.478	21.777	30.923	27.646	23.132	210.5
15	1'36.558	21.506	30.721	26.118	18.213	217.7	10	1'37.294	21.766	30.872	26.282	18.374	212.1
6th 5 Jaume MASIA Leopard Racing SPA							unfinished 21.736 31.745 26.972 212.5						
Runs=3 Total laps=17 Full laps=7							unfinished 21.736 31.745 26.972 212.5						
1	2'18.280	1'00.973	31.777	26.866	18.664	208.0	11	1'37.574	14.33*	34.980	27.450	20.809*	201.8
2	1'37.760	21.814	30.890	26.497	18.559	213.8	12	1'38.315	21.79*	30.990	27.298	18.228*	212.1
3	1'37.680	21.797	30.901	26.463	18.519	213.8	13	1'36.715	21.644	30.615	26.042	18.414	213.8
4	1'56.197	21.745	47.174	28.810	18.468*	213.8	14	1'36.643	21.623	30.730	26.079	18.211	216.0
5	1'37.370	21.64*	30.690	26.532	18.503	213.4	9th 71 Ayumu SASAKI Red Bull KTM Tech 3 JPN						
6	1'37.311	21.67*	30.745	26.428	18.468	213.0	Runs=3 Total laps=17 Full laps=11						
7	1'37.265	21.647	30.644	26.532	18.442	213.8	1	1'45.062	12.467	31.905	26.832	18.980	202.6
8	1'42.909	P 21.611	30.641	26.976	23.681	213.4	2	1'38.526	22.124	31.196	26.467	18.739	208.8
9	6'08.235	* 13.367	31.359	27.234	18.681*	205.3	3	1'38.277	22.055	30.966	26.449	18.807*	209.7
10	1'37.445	21.684	30.773	26.539	18.449	213.0	4	1'38.306	22.100	31.013	26.441	18.752	209.7
11	1'37.286	21.755	30.565	26.463	18.503*	212.1	5	1'37.862	21.946	30.845	26.436	18.635	210.1
12	1'38.952	* 21.645	31.076	27.647*	18.584	213.4	6	1'38.018	21.986	30.886	26.478	18.668	208.8
13	1'41.697	P 21.519	31.005	26.220	22.953	217.7	7	1'37.998	21.922	30.939	26.454	18.683	209.7
14	9'44.067	13.115	33.352	26.600	18.443	200.0	8	1'50.237	P 26.628	31.505	27.189	24.915	203.7
15	1'36.783	21.619	30.468	26.361	18.335	216.0	9	7'17.049	12.129	31.340	26.596	18.669	206.8
16	1'36.782	21.535	30.538	26.253	18.456	216.8	10	1'37.675	21.883	30.862	26.312	18.618	210.1
17	1'36.575	21.448	30.554	26.075	18.498	219.0	11	1'37.634	21.903	30.732	26.327	18.672	210.9
7th 13 Celestino VIETTI SKY Racing Team VR ITA							12 1'37.675 21.879 30.916 26.372 18.508 210.9						
Runs=4 Total laps=18 Full laps=11							13 1'44.541 P 21.905 30.869 26.703 25.064 211.3						
1	3'05.721	15.740	32.337	27.096	18.734	189.4	14	9'10.791	14.037	33.778	26.724	18.552	175.0
2	1'44.290	21.956	37.420	26.484	18.430	210.9	15	1'37.162	21.769	30.750	26.204	18.439	212.1
3	1'37.153	21.647	30.836	26.272	18.398	215.1	16	1'36.708	21.505	30.722	26.028	18.453	217.7
4	1'37.080	21.497	30.773	26.499	18.311	217.7	17	1'39.266	22.004	31.222	26.880	19.160	215.1
5	1'37.273	21.736	30.748	26.493	18.296	213.4	10th 52 Jeremy ALCOBA Kömmerling Gresini M SPA						
6	1'36.772	* 21.596	30.550	26.432	18.194*	213.4	Runs=3 Total laps=17 Full laps=8						
7	1'43.531	P 21.612	31.838	26.886	23.195	213.4	1	2'22.301	1'04.235	32.079	27.086	18.901	203.3
8	7'36.071	12.676	32.620	26.878	18.577	205.3	2	1'38.867	* 22.113	31.255	26.734	18.765*	208.8
9	1'37.968	21.924	31.232	26.553	18.259	210.1	3	1'38.524	* 22.094	31.078	26.590	18.762*	208.4
10	1'36.632	21.682	30.421	26.358	18.171	211.3	4	1'38.402	* 21.989	31.045	26.679	18.689*	208.8
11	1'37.261	21.596	30.854	26.539	18.272	213.8	5	1'38.532	21.981	31.118	26.691	18.742	207.6
12	1'36.882	21.649	30.653	26.295	18.285	211.3	6	1'43.284	* 24.06*	33.422	27.097	18.704	148.1
13	1'37.136	21.759	30.528	26.528	18.321	210.9	7	1'37.631	21.786	30.942	26.372	18.531	211.3
14	1'43.986	P 22.021*	31.008	27.399	23.553	207.6	8	1'38.065	21.899	30.903	26.644	18.619	207.6
15	4'17.753	P 12.323	31.259	26.989	23.647	207.6	9	1'45.727	P 21.940	33.060	27.454	23.273	208.8
16	2'01.695	12.244	30.935	26.623	18.683	208.8	10	9'13.572	13.195	39.141	28.519	18.889	199.6
17	1'37.061	21.736	30.562	26.493	18.270	211.7	11	1'37.647	21.681	30.974	26.449	18.543	212.5
18	1'36.734	21.609	30.385	26.412	18.328	215.5	12	1'38.997	21.721	31.078	27.103	19.095	213.8
8th 12 Filip SALAC Rivacold Snipers Tea CZE							13 1'44.458 P 21.600 31.545 26.825* 24.488 214.2						
Runs=3 Total laps=16 Full laps=12							14 6'38.059 * 16.941 35.558 29.838* 18.335* 172.8						
1	3'06.252	25.822	41.270	26.692	18.957	83.7	15	1'36.751	21.657	30.538	26.239	18.317	211.7
2	1'42.440	21.816	34.959	26.539	19.126	216.0	16	1'36.711	21.599	30.562	26.233	18.317	212.5
3	1'38.748	* 21.722	31.057	27.409	18.560*	215.1	17	1'36.781	21.658	30.588	26.200	18.335	213.4
4	1'37.532	21.695	31.140	26.323	18.374	215.1	11th 16 Andrea MIGNO SKY Racing Team VR ITA						
5	1'37.460	21.647	31.024	26.368	18.421	213.0	Runs=4 Total laps=17 Full laps=8						
6	1'37.352	21.658	30.836	26.448	18.410	212.5	1	3'03.469	16.803	34.449	27.832	18.881	179.7
unfinished	21.852	30.972	26.713			211.7	2	1'38.733	22.089	31.090	26.778	18.776	210.9
unfinished	21.852	30.972	26.713			211.7	3	1'37.976	21.847	30.821	26.678	18.630	211.3
7	1'37.972	19.415	32.113	27.569	18.875	179.1	4	1'48.198	27.670	35.450	26.540	18.538	189.1

Fastest Lap: Tatsuki SUZUKI SIC58 Squadra Corse JPN 1'36.398 21.489 30.634 26.002 18.273

These data/results cannot be reproduced, stored and/or transmitted in whole or in part by any manner of electronic, mechanical, photocopying, recording, broadcasting or otherwise now known or herein after developed without the previous express consent by the copyright owner, except for reproduction in daily press and regular printed publications on sale to the public within 60 days of the event related to those data/results and always provided that copyright symbol appears together as follows below.
© DORNA, 2020



Free Practice Nr. 2

Moto3

Lap	Lap Time	T1	T2	T3	T4	Speed	Lap	Lap Time	T1	T2	T3	T4	Speed
5	1'37.369	21.673	30.898	26.419	18.379	215.1	2	1'38.148	21.860	31.105	26.544	18.639	213.8
6	1'43.298 P	21.624	31.094	27.025	23.555	214.7	3	1'37.603	21.864	30.761	26.387	18.591	210.5
7	9'08.469 *	13.435	32.555	26.857	18.599*	184.9	4	1'39.630 *	21.803	30.884	26.601	20.342*	210.1
8	1'37.435	21.766	30.721	26.524	18.424	212.5	5	1'37.361	21.680	30.690	26.568	18.423	214.2
9	1'37.246 *	21.711	30.580	26.520*	18.435	211.3	6	1'44.621 P	21.749	31.031	26.810	25.031	210.5
10	1'38.288	21.635	30.897	27.381	18.375	213.0	7	13'32.817	12.918	31.605	26.472	18.944	205.3
11	1'36.741	21.586	30.524	26.322	18.309	213.8	8	1'36.875	21.692	30.667	26.102	18.414	213.0
12	1'37.039 *	21.543	30.620	26.380	18.496*	213.8	9	1'37.508	21.595	30.633	26.378	18.902	216.4
13	1'43.443 P	21.87*	30.912	27.278	23.379	210.9	10	1'46.363 P	22.341	31.427	26.789	25.806	202.6
14	4'17.139 P	12.318	31.422	27.174	23.726	208.4	11	6'20.916	14.569	33.342	26.864	18.678	180.3
15	2'01.895	12.232	31.010	26.822	18.472	208.8	12	1'37.701	21.838	30.823	26.512	18.528	210.1
16	1'37.335 *	21.693	30.665	26.560	18.417*	212.5	13	1'37.730	21.843	30.843	26.502	18.542	209.7
17	1'37.230	21.693	30.601	26.420	18.516	213.4	14	1'37.429	21.907	30.657	26.297	18.568	209.7

12th		25	Raul FERNANDEZ	Red Bull KTM Ajo	SPA		
		Runs=3	Total laps=16	Full laps=9			
1	3'09.461	15.911	33.125	26.660	18.634	182.1	
2	1'37.005	21.663	30.792	26.254	18.296	217.3	
3	1'36.988	21.664	30.751	26.166	18.407	213.4	
4	1'36.795	21.665	30.650	26.169	18.311	213.4	
5	1'39.884	24.077	31.125	26.233	18.449	204.5	
6	1'37.244 *	21.739	30.614	26.312	18.579*	213.4	
7	1'45.052 P	22.614	31.671	26.841	23.926	201.4	
8	10'13.737	12.387	35.206	30.396	18.443	206.1	
9	1'37.311	21.633	30.969	26.282	18.427	215.1	
10	1'37.481	21.750	30.844	26.486	18.401	213.8	
11	1'43.998 P	21.977	31.442	26.938	23.641	206.8	
12	6'26.409	12.286	31.162	26.604	19.255	208.0	
13	1'44.170	26.079	33.347	26.393	18.351	208.8	
14	1'39.754 *	21.808	32.154	27.394*	18.398	210.9	
15	1'39.368	21.723	30.718	26.510	20.417	213.0	
16	1'37.835	21.544	30.995	26.520	18.776	217.3	

13th		7	Dennis FOGGIA	Leopard Racing	ITA		
		Runs=3	Total laps=17	Full laps=10			
1	3'10.669 *	15.048	32.741	26.554	18.538*	186.2	
2	1'41.562	21.679	34.833	26.590	18.460	217.3	
3	1'37.436	21.704	30.915	26.345	18.472	214.7	
4	1'37.273	21.636	30.917	26.345	18.375	215.1	
5	1'37.548	21.703	30.951	26.536	18.358	215.1	
6	1'36.819	21.591	30.804	26.119	18.305	219.0	
7	1'37.371	21.455	30.933	26.398	18.585	219.9	
8	1'42.641 P	21.780	31.248	26.634	22.979	213.8	
9	8'32.501 *	12.273	36.931	29.001	18.744*	206.5	
10	1'41.239 *	21.773	31.055	27.096	21.315*	213.8	
11	1'37.842	21.526	31.072	26.482	18.762	218.6	
12	1'38.172	21.621	31.118	26.596	18.837	218.1	
13	1'42.849 P	22.103	31.465*	26.611*	22.670	208.0	
14	6'36.753	13.833	34.730	26.955	19.108	201.4	
15	1'37.238	21.577	30.841	26.328	18.492	214.2	
16	1'37.061 *	21.532	31.016	26.182	18.331*	219.5	
17	1'37.268	21.565	30.841	26.332	18.530	217.7	

14th		79	Ai OGURA	Honda Team Asia	JPN		
		Runs=3	Total laps=14	Full laps=8			
1	3'06.564	15.638	33.093	26.747	18.696	178.8	

15th		11	Sergio GARCIA	Estrella Galicia 0,0	SPA		
		Runs=3	Total laps=18	Full laps=10			
1	2'10.578	13.102	32.031	26.907	19.424	201.8	
2	1'38.310 *	22.086	31.062	26.476	18.686*	209.7	
3	1'38.431 *	21.862	31.402	26.466	18.701*	210.9	
4	1'37.885	21.800	31.120	26.351	18.614	213.4	
5	1'38.020	21.794	31.139	26.449	18.638	213.4	
6	1'37.988	21.846	30.996	26.526	18.620	210.1	
7	1'38.100	21.933	31.055	26.473	18.639	208.8	
8	1'44.092 P	21.93*	31.380	27.195	23.579	206.8	
9	6'48.972	13.013	32.048	26.866	18.964	202.2	
10	1'38.509 *	21.991	31.239	26.428	18.851*	208.8	
11	1'38.663	22.089	31.153	26.721	18.700	206.1	
12	1'40.645	22.450	33.141	26.441	18.613	207.2	
13	1'37.860	21.933	30.920	26.380	18.627	209.7	
14	1'43.882 P	21.962	31.448	26.738	23.734	209.7	
15	7'36.226	14.305	33.193	27.015	18.816	203.3	
16	1'38.879	22.035	30.837	27.251	18.756	210.1	
17	1'36.910	21.626	30.770	26.123	18.391	214.7	
18	2'00.641	21.723			19.432	215.5	

16th		27	Kaito TOBA	Red Bull KTM Ajo	JPN		
		Runs=3	Total laps=16	Full laps=7			
1	3'09.375	18.479	34.959	27.138	18.795	153.8	
2	1'38.773	21.798	31.255	27.061	18.659	219.0	
3	1'39.089 *	21.994	31.168	27.269	18.658*	211.3	
4	1'37.100	21.572	30.909	26.270	18.349	217.3	
5	1'37.430	21.682	31.030	26.270	18.448	213.8	
6	1'37.477	21.671	30.868	26.240	18.698	214.2	
7	1'44.056 P	21.946	31.119	26.802	24.189	211.7	
8	10'11.593	12.373	36.194	30.088	18.643	208.8	
9	1'39.073 *	21.870	31.092	26.909	19.202*	210.5	
10	1'38.147	21.706	30.980	26.720	18.741	214.7	
11	1'43.701 P	21.695	30.993	26.757	24.256	215.5	
12	6'26.074	12.266	31.612	26.548	19.116	208.4	
13	1'45.479 *	26.382	33.719	26.981	18.397*	208.0	
14	1'40.326 *	21.775	31.045	28.213	19.293*	212.1	
15	1'37.884	21.687	31.332	26.234	18.631	213.8	
16	1'37.322	21.751	31.021	26.114	18.436	212.5	

Fastest Lap: Tatsuki SUZUKI SIC58 Squadra Corse JPN **1'36.398** 21.489 30.634 26.002 18.273

These data/results cannot be reproduced, stored and/or transmitted in whole or in part by any manner of electronic, mechanical, photocopying, recording, broadcasting or otherwise now known or herein after developed without the previous express consent by the copyright owner, except for reproduction in daily press and regular printed publications on sale to the public within 60 days of the event related to those data/results and always provided that copyright symbol appears together as follows below.
© DORNA, 2020

Free Practice Nr. 2

Moto3

Lap	Lap Time	T1	T2	T3	T4	Speed	Lap	Lap Time	T1	T2	T3	T4	Speed	
17th	55	Romano FENATI Steriligarda Max Racin ITA						20th	53	Deniz ÖNCÜ Red Bull KTM Tech 3 TUR				
		Runs=3	Total laps=16	Full laps=9					Runs=2	Total laps=17	Full laps=9			
1	2'09.175 *	13.227	31.905*	27.340	22.424	203.0	1	2'02.534	12.944	31.845	26.902	19.829	201.8	
2	1'38.261	22.067	31.243	26.447	18.504	208.8	2	1'38.091 *	21.802	31.101	26.514	18.674*	210.1	
3	1'37.949	21.911	31.107	26.459	18.472	209.7	3	1'37.756	21.819	30.949	26.495	18.493	211.3	
4	1'37.358	21.844	30.840	26.292	18.382	210.1	4	1'37.590	21.692	30.888	26.471	18.539	212.5	
5	1'37.362	21.779	<u>30.779</u>	26.379	18.425	209.7	5	1'38.044 *	21.78*	31.049	26.610	18.601	209.3	
6	1'37.637	21.813	31.103	26.317	18.404	208.8	6	1'37.695	21.744	30.975	26.492	18.484	209.3	
7	1'45.894 P	22.55*	31.985	27.023	24.329	195.2	7	1'37.591	21.753	30.848	26.483	18.507	209.7	
8	10'16.510	13.057	31.400	26.463	18.436	204.1	8	1'37.916	21.801	31.165	26.489	18.461	209.3	
9	1'37.592	21.871	30.908	26.437	18.376	209.3	9	1'38.053 *	21.850	31.042*	26.583	18.578	208.8	
10	1'37.646 *	21.786	30.835	26.446	18.579*	209.7	10	1'37.999	21.885	31.020	26.538	18.556	209.3	
11	1'37.672	21.883	30.932	26.357	18.500	210.9	11	1'42.104 *	21.86*	34.754	26.848	18.642	208.4	
12	1'44.384 P	22.28*	31.584	27.141	23.375	206.1	12	1'38.185	21.959	31.255	26.486	18.485	208.0	
13	7'38.360	12.946	33.253	26.756	18.450	206.5	13	1'42.572 P	22.052	31.250	26.525	22.745	206.1	
14	<u>1'37.102</u>	21.619	30.854	<u>26.231</u>	18.398	213.4	14	1'40.737 *	15.718	35.267	26.693	18.296*	176.7	
15	1'37.199	<u>21.588</u>	30.949	26.311	<u>18.351</u>	<u>216.8</u>	15	1'38.871	21.651	31.152	27.743	<u>18.325</u>	212.1	
16	1'37.680 *	21.593	30.855	26.486	18.746*	216.8	16	1'39.026 *	21.73*	30.795	<u>26.289</u>	20.206	210.9	
							17	<u>1'37.197</u>	<u>21.468</u>	<u>30.765</u>	26.612	18.352	<u>218.1</u>	
18th	92	Yuki KUNII Honda Team Asia JPN						21st	40	Darryn BINDER CIP Green Power RSA				
		Runs=3	Total laps=17	Full laps=10					Runs=3	Total laps=16	Full laps=11			
1	3'06.015	23.765	37.468	27.176	18.729	104.0	1	2'27.741	12.954	31.928	26.927	18.611	202.2	
2	1'42.262	22.005	35.006	26.723	18.528	211.3	2	1'38.549	21.981	31.358	26.711	18.499	212.1	
3	1'38.441	21.940	31.094	26.909	18.498	214.2	3	1'37.905	21.961	31.040	26.438	18.466	210.1	
4	1'38.333	21.902	31.349	26.652	18.430	209.7	4	1'37.555	21.835	30.796	26.455	18.469	211.3	
5	1'37.850	21.744	30.924	<u>26.497</u>	18.685	213.8	5	1'38.205	21.855	31.062	26.803	18.485	211.7	
6	1'37.849	21.710	31.003	26.652	18.484	214.7	6	1'38.103	21.780	31.028	26.602	18.693	212.5	
7	1'38.399	21.899	31.304	26.616	18.580	210.5	7	1'45.738 P	22.073	31.446	27.362	24.857	208.0	
8	1'45.056 P	22.019	31.035	26.861	25.141	210.1	8	9'00.035	14.063	32.300	27.328	18.684	198.1	
9	5'55.162 *	12.628	31.291	27.254	18.604*	204.5	9	1'52.132	22.065	43.436	28.007	18.624	207.2	
10	1'38.370 *	21.985	30.997	26.878	18.510*	209.3	10	1'37.449	21.736	30.948	26.308	18.457	212.5	
11	1'38.062 *	21.937	30.802	26.767	18.556*	209.3	11	1'38.579	21.911	31.002	26.963	18.703	213.4	
12	1'38.527	21.964	31.097	26.805	18.661	208.8	12	1'46.287 P	21.745	31.240	27.224	26.078	213.4	
13	1'45.051 P	21.929	30.961	26.658	25.503	213.0	13	8'15.657	13.855	35.190	26.808	18.544	181.8	
14	9'15.579	15.234	35.717	29.828	18.889	175.8	14	1'37.839	21.879	31.014	26.501	18.445	213.8	
15	1'37.897	21.933	31.075	26.497	18.392	215.5	15	<u>1'37.223</u>	21.801	<u>30.747</u>	<u>26.244</u>	<u>18.431</u>	<u>214.2</u>	
16	<u>1'37.113</u>	<u>21.595</u>	<u>30.655</u>	26.505	<u>18.358</u>	<u>216.4</u>	16	1'37.673	<u>21.672</u>	30.850	26.566	18.585	212.1	
17	1'37.272	21.658	30.696	26.551	18.367	212.1								
19th	23	Niccolò ANTONELL SIC58 Squadra Corse ITA						22nd	70	Barry BALTUS CarXpert PruestelGP BEL				
		Runs=3	Total laps=15	Full laps=5					Runs=3	Total laps=15	Full laps=9			
1	3'09.537	14.713	33.455	26.564	18.645	179.7	1	3'07.343	21.101	37.284	26.894	18.826	108.1	
2	1'37.378	21.709	30.925	26.318	18.426	<u>219.5</u>	2	1'38.423	22.010	31.440	26.530	18.443	212.1	
3	1'41.162 *	21.784	31.579	29.181*	18.618	213.4	3	1'37.926	21.905	31.043	<u>26.418</u>	18.560	213.4	
4	1'37.340 *	21.750	30.873	26.333	18.384*	213.4	4	1'37.731	21.689	31.165	26.459	18.418	213.4	
5	<u>1'37.153</u>	21.710	30.869	26.228	<u>18.346</u>	213.8	5	1'37.651	21.787	30.943	26.522	18.399	213.0	
6	1'44.327 P	22.206	31.338	27.617	23.166	206.1	6	1'39.316	22.016	32.100	26.875	18.325	206.8	
7	5'50.635 *	14.416	31.631	26.540	18.394*	198.1	7	1'43.755 P	21.757	31.153	27.230	23.615	211.7	
8	1'39.956 *	21.834	33.035	26.545*	18.542	211.3	8	10'09.975	12.728	36.402	27.414	19.801	204.1	
9	1'37.961 *	21.964	30.888	26.540	18.569*	210.9	9	1'44.124 *	26.941	31.525	26.772*	18.886	204.1	
10	1'40.780 *	21.913	33.827	26.502	18.538*	208.4	10	1'42.371 P	21.755	31.224	26.450*	22.942	212.5	
11	1'49.902 P	21.832	36.223	28.631	23.216	210.5	11	8'14.418 *	12.044	31.112	26.737*	18.318	206.8	
12	12'16.412 *	13.048	31.684	26.625	18.449*	204.1	12	1'42.198	21.733	34.744	27.032	18.689	212.5	
13	1'45.274	21.692	35.195	27.755	20.632	213.8	13	1'37.488	21.738	30.876	26.517	18.357	215.1	
14	1'37.299	<u>21.590</u>	30.880	26.335	18.494	217.7	14	<u>1'37.284</u>	21.748	30.827	26.419	<u>18.290</u>	210.1	
15	1'37.405	21.671	<u>30.854</u>	<u>26.159</u>	18.721	214.2								

Fastest Lap: Tatsuki SUZUKI SIC58 Squadra Corse JPN **1'36.398** 21.489 30.634 26.002 18.273

These data/results cannot be reproduced, stored and/or transmitted in whole or in part by any manner of electronic, mechanical, photocopying, recording, broadcasting or otherwise now known or herein after developed without the previous express consent by the copyright owner, except for reproduction in daily press and regular printed publications on sale to the public within 60 days of the event related to those data/results and always provided that copyright symbol appears together as follows below.
© DORNA, 2020



Free Practice Nr. 2

Moto3

Lap	Lap Time	T1	T2	T3	T4	Speed	Lap	Lap Time	T1	T2	T3	T4	Speed
15	1'37.443	21.652	30.792	26.497	18.502	216.8	12	1'37.714	21.824	30.859	26.550	18.481	211.7
23rd 82 Stefano NEPA Valresa Aspar Team ITA Runs=3 Total laps=16 Full laps=8							13	1'43.452 *	21.890	30.872	27.585	23.105*	210.9
1	3'07.277	18.149	34.496	26.887	18.890	145.3	14	1'37.511	21.796	30.729	26.319	18.667	213.4
2	1'38.082	21.875	31.169	26.497	18.541	213.4	26th 50 Jason DUPASQUIE CarXpert PruestelGP SWI Runs=3 Total laps=16 Full laps=6						
3	1'37.569	21.805	30.858	26.439	18.467	213.8	1	2'05.444	13.118	32.025	27.054	18.868	197.0
4	1'37.266 *	21.633	30.654	26.395	18.584*	214.2	2	1'39.145 *	22.108	31.165	26.997*	18.875	210.5
5	1'40.188 *	22.05*	32.503	26.449	19.186	209.3	3	1'39.121 *	22.048	31.379	26.866*	18.828	210.5
6	1'37.642	21.630	30.986	26.387	18.639	217.7	4	1'39.026	21.963	31.279	26.962	18.822	210.9
7	1'47.477 P	21.663	31.792	30.327	23.695	212.1	5	1'38.152 *	21.901	30.962	26.677*	18.612	215.1
8	10'07.476	12.566	34.693	28.925	19.400	206.8	6	1'38.067	21.732	31.006	26.674	18.655	211.7
9	1'41.579	21.823	31.077	27.537	21.142	213.8	7	1'38.712 *	21.93*	31.260	26.835	18.678	210.5
10	1'37.295	21.709	30.835	26.247	18.504	213.4	8	1'47.129 P	22.71*	33.088	27.296	24.030	192.1
11	1'38.513	21.743	30.841	27.014	18.915	213.4	9	9'27.218	15.528	31.787	30.464	21.629	189.8
12	1'42.408 P	21.763	30.797	26.677	23.171	210.5	10	1'38.655	21.992	31.185	26.774	18.704	208.8
13	6'28.585	12.743	33.387	27.253	18.697	201.1	11	1'43.911	22.115	36.609	26.513	18.674	209.3
14	1'37.573 *	21.637	30.798	26.402	18.736*	215.1	12	1'44.743 P	21.861	31.849	27.553	23.480	212.5
15	1'44.179	22.251	32.147	27.604	22.177	208.0	13	8'08.435	14.194	32.735	26.944	18.646	205.7
16	1'37.679	21.731	30.972	26.306	18.670	215.5	14	1'38.262 *	21.642	31.159	26.919*	18.542	216.8
24th 99 Carlos TATAY Reale Avintia Moto3 SPA Runs=3 Total laps=19 Full laps=11							15	1'37.641	21.656	30.905	26.446	18.634	216.4
1	2'09.512 *	12.723	32.152*	27.076	21.794	203.7	16	1'38.520	21.779	31.400	26.809	18.532	216.4
2	1'39.906 *	22.194	31.602	27.251	18.859*	216.0	27th 6 Ryusei YAMANAKA Estrella Galicia 0,0 JPN Runs=3 Total laps=18 Full laps=9						
3	1'37.784	21.895	30.947	26.388	18.554	212.1	1	2'09.583 *	12.565	32.129*	27.177	19.364	202.6
4	1'37.936	21.865	30.980	26.461	18.630	210.9	2	1'38.427	22.071	31.235	26.489	18.632	210.1
5	1'37.748	21.808	30.854	26.395	18.691	210.5	3	1'40.604 *	21.943	30.985	26.587	21.089*	209.7
6	1'38.983	21.860	31.222	27.263	18.638	208.8	4	1'38.589 *	22.043	31.252	26.677	18.617*	209.3
7	1'37.393	21.824	30.750	26.270	18.549	210.9	5	1'38.734	21.979	31.379	26.649	18.727	209.3
8	1'44.899 P	22.451	31.496	27.285	23.667	203.0	6	1'39.017	22.153	31.296	26.841	18.727	206.5
9	6'31.036	12.388	31.462	26.737	18.734	204.5	7	1'38.709 *	22.103	31.195	26.725	18.686*	207.6
10	1'38.298 *	21.962	31.229	26.405	18.702*	208.4	8	1'45.361 P	22.210	31.187	26.874	25.090	206.5
11	1'37.745	21.947	30.775	26.432	18.591	208.0	9	6'42.734	13.119	31.863	26.911	18.781	199.6
12	1'38.039 *	21.862	30.966	26.461*	18.750	208.8	10	1'39.411	22.161	31.362	26.702	19.186	205.7
13	1'37.791	21.917	30.773	26.505	18.596	208.8	11	1'38.332	21.976	31.231	26.538	18.587	210.1
14	1'43.984 P	22.403	31.368	27.087	23.126	202.2	12	1'38.667	22.111	31.103	26.712	18.741	207.2
15	6'11.192	12.282	31.627	26.745	18.939	208.8	13	1'38.709	22.211	31.085	26.742	18.671	205.7
16	1'45.591	25.047	34.670	27.292	18.582	194.5	14	1'43.580 P	21.952	31.018	26.561	24.049	209.3
17	1'37.867	21.615	30.935	26.748	18.569	216.8	15	7'38.146	14.303	33.998	27.296	18.574	202.6
18	1'37.358	21.744	30.645	26.297	18.672	214.2	16	1'37.963	21.909	31.177	26.459	18.418	210.5
19	1'38.657	21.802	30.894	27.127	18.834	210.5	17	1'37.648	21.739	31.269	26.122	18.518	212.1
25th 73 Maximilian KOFLER CIP Green Power AUT Runs=3 Total laps=14 Full laps=5							18	1'38.322 *	21.732	30.986	26.697	18.907*	213.0
1	2'27.656	13.894	31.934	27.163	18.698	200.3	28th 9 Davide PIZZOLI BOE Skull Rider Facil ITA Runs=3 Total laps=16 Full laps=6						
2	1'38.881 *	22.115	31.397	26.803	18.566*	214.2	1	2'02.111	12.869	32.847	27.213	19.818	201.1
3	1'38.081	21.814	31.181	26.465	18.621	213.4	2	1'39.086 *	22.286	31.383	26.680	18.737*	207.2
4	1'38.539	21.998	31.124	26.615	18.802	210.5	3	1'38.699	21.955	31.226	26.766	18.752	210.5
5	1'45.086 P	21.921	31.430	27.535	24.200	210.1	4	1'38.555	22.017	31.163	26.714	18.661	208.8
6	12'15.839 *	13.907	32.298	27.257	18.782*	201.8	5	1'38.684	22.126	31.060	26.748	18.750	207.6
7	1'47.883	21.933	35.570	29.153	21.227	210.9	6	1'38.435 *	22.04*	31.079	26.708	18.600	207.6
8	1'41.744 *	22.494	31.251	27.019	20.980*	206.5	7	1'38.412	22.011	31.036	26.783	18.582	208.8
9	1'38.640 *	21.772	31.054	26.798	19.016*	214.7	8	1'45.877 P	22.08*	31.915	27.924	23.950	207.6
10	1'44.522 P	21.860	31.306	26.632	24.724	216.0	9	7'45.472 *	13.252	31.950	29.297	18.956*	198.5
11	8'05.376 *	13.177	32.592	26.679	18.579*	200.3	10	1'38.633 *	22.10*	31.103	26.702	18.726	209.7

Fastest Lap: Tatsuki SUZUKI SIC58 Squadra Corse JPN 1'36.398 21.489 30.634 26.002 18.273

These data/results cannot be reproduced, stored and/or transmitted in whole or in part by any manner of electronic, mechanical, photocopying, recording, broadcasting or otherwise now known or herein after developed without the previous express consent by the copyright owner, except for reproduction in daily press and regular printed publications on sale to the public within 60 days of the event related to those data/results and always provided that copyright symbol appears together as follows below.
© DORNA, 2020

Free Practice Nr. 2

Moto3

Lap	Lap Time		T1	T2	T3	T4	Speed	Lap	Lap Time	T1	T2	T3	T4	Speed
11	1'38.369	*	22.04*	31.194	26.521	18.612	210.9							
12	1'45.058	P	22.03*	31.677	27.641	23.707	211.7							
13	9'50.663	*	13.534	45.809	35.070	19.434*	162.4							
14	1'38.480	*	22.234	31.144	26.574	18.528*	207.6							
15	1'37.863		21.981	30.799	26.520	18.563	209.7							
16	1'38.142		22.035	30.940	26.616	18.551	209.3							

29th 54 **Riccardo ROSSI** BOE Skull Rider Facil ITA
 Runs=3 Total laps=18 Full laps=5

1	2'18.851		16.210	33.429	27.167	18.607	192.1							
2	1'38.707		21.956	31.219	26.911	18.621	210.9							
3	1'42.600	*	21.93*	31.187	28.418	21.060	210.1							
4	1'38.522	*	21.856	31.081	26.738*	18.847	211.7							
5	1'37.977		21.759	31.046	26.657	18.515	211.3							
6	1'42.435	*	22.253	32.799	28.832	18.551*	205.7							
7	1'38.378	*	21.954	30.985*	26.832	18.607	209.3							
8	1'38.514		21.954	31.091	26.797	18.672	207.6							
9	1'43.287		21.787	32.494	28.099	20.907	211.7							
10	1'38.196		21.867	30.984	26.837	18.508	212.1							
11	1'46.474	P	21.943	31.072	27.093	26.366	210.5							
12	6'27.122	*	13.249	33.990	27.828	18.519*	198.1							
13	1'37.799	*	21.80*	30.802	26.659	18.531	211.3							
14	1'44.013	P	21.734	31.106	27.003	24.170	212.1							
15	7'38.274		13.590	34.544	27.088	18.725	194.9							
16	1'39.900	*	21.84*	31.239	27.989	18.827*	210.9							
17	1'40.108	*	21.67*	31.356	28.461	18.621*	213.4							
18	1'38.375	*	21.890	31.027	26.852	18.606*	211.3							

30th 21 **Alonso LOPEZ** Sterilgarda Max Racin SPA
 Runs=3 Total laps=16 Full laps=6

1	1'59.994		13.037	32.301	27.106	19.053	200.3							
2	1'39.012	*	22.170	31.341	26.810*	18.691	207.2							
3	1'38.821		21.983	31.295	26.749	18.794	208.0							
4	1'38.255		22.011	31.255	26.370	18.619	207.6							
5	1'37.997		21.848	31.165	26.474	18.510	211.7							
6	1'45.223	P	21.889	31.655	27.011	24.668	210.5							
7	7'49.641	*	13.166	31.764	26.936*	18.727	201.4							
8	1'38.561		22.108	31.213	26.703	18.537	206.8							
9	1'38.318	*	21.977	31.332	26.465	18.544*	208.8							
10	1'38.067		21.830	31.135	26.483	18.619	211.7							
11	1'38.382		21.935	31.187	26.617	18.643	207.2							
12	1'47.611	P	22.00*	31.177	28.570*	25.856	206.8							
13	9'53.602		14.327	32.209	26.599	18.521	183.3							
14	1'41.299	*	21.844	32.359	28.553*	18.543	210.5							
15	1'37.788	*	21.722	30.957	26.558*	18.551	211.3							
16	1'37.976	*	21.918	30.993	26.510	18.555*	208.4							

Fastest Lap: Tatsuki SUZUKI SIC58 Squadra Corse JPN **1'36.398** 21.489 30.634 26.002 18.273

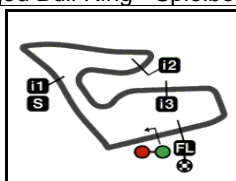
These data/results cannot be reproduced, stored and/or transmitted in whole or in part by any manner of electronic, mechanical, photocopying, recording, broadcasting or otherwise now known or herein after developed without the previous express consent by the copyright owner, except for reproduction in daily press and regular printed publications on sale to the public within 60 days of the event related to those data/results and always provided that copyright symbol appears together as follows below.
 © DORNA, 2020

Official MotoGP Timing by TISSOT
 www.motogp.com

Spielberg, Friday, August 21, 2020

Page 6 of 6





4318 m.

BMW M GRAND PRIX OF STYRIA

Free Practice Nr. 2

Best Partial Times

Moto3™

IT Ideal Lap Time, sum of the best partial times

BT Best Lap Time

<i>T1</i>		<i>T2</i>		<i>T3</i>		<i>T4</i>				<i>IT</i>	<i>BT</i>	
Pos	Rider	Time	Rider	Time	Rider	Time	Rider	Time	Pos	Rider		
1	T.ARBOLINO	21.409	C.VIETTI	30.385	J.MCPHEE	25.961	G.RODRIGO	18.150	1	G.RODRIGO	1'36.241	1'36.409 (2)
2	A.ARENAS	21.425	G.RODRIGO	30.402	T.SUZUKI	26.002	C.VIETTI	18.171	2	C.VIETTI	1'36.325	1'36.632 (7)
3	G.RODRIGO	21.434	J.MASIA	30.468	A.SASAKI	26.028	F.SALAC	18.211	3	J.MASIA	1'36.326	1'36.575 (6)
4	J.MASIA	21.448	T.ARBOLINO	30.492	F.SALAC	26.042	A.ARENAS	18.213	4	T.ARBOLINO	1'36.346	1'36.458 (3)
5	D.FOGGIA	21.455	A.MIGNO	30.524	J.MASIA	26.075	T.SUZUKI	18.273	5	A.ARENAS	1'36.373	1'36.558 (5)
6	D.ÖNCÜ	21.468	J.ALCOBA	30.538	A.ARENAS	26.095	B.BALTUS	18.290	6	T.SUZUKI	1'36.398	1'36.398 (1)
7	T.SUZUKI	21.489	J.MCPHEE	30.613	A.OGURA	26.102	R.FERNANDEZ	18.296	7	J.MCPHEE	1'36.479	1'36.552 (4)
8	C.VIETTI	21.497	R.FERNANDEZ	30.614	K.TOBA	26.114	J.MCPHEE	18.297	8	F.SALAC	1'36.491	1'36.643 (8)
9	A.SASAKI	21.505	F.SALAC	30.615	D.FOGGIA	26.119	D.FOGGIA	18.305	9	R.FERNANDEZ	1'36.620	1'36.795 (12)
10	A.MIGNO	21.543	A.OGURA	30.633	R.YAMANAKA	26.122	A.MIGNO	18.309	10	J.ALCOBA	1'36.654	1'36.711 (10)
11	R.FERNANDEZ	21.544	T.SUZUKI	30.634	S.GARCIA	26.123	T.ARBOLINO	18.314	11	D.FOGGIA	1'36.683	1'36.819 (13)
12	K.TOBA	21.572	A.ARENAS	30.640	T.ARBOLINO	26.131	J.ALCOBA	18.317	12	A.SASAKI	1'36.694	1'36.708 (9)
13	R.FENATI	21.588	C.TATAY	30.645	N.ANTONELLI	26.159	D.ÖNCÜ	18.325	13	A.MIGNO	1'36.698	1'36.741 (11)
14	N.ANTONELLI	21.590	S.NEPA	30.654	R.FERNANDEZ	26.166	J.MASIA	18.335	14	A.OGURA	1'36.744	1'36.875 (14)
15	A.OGURA	21.595	Y.KUNII	30.655	J.ALCOBA	26.200	N.ANTONELLI	18.346	15	D.ÖNCÜ	1'36.847	1'37.197 (20)
16	Y.KUNII	21.595	A.SASAKI	30.722	R.FENATI	26.231	K.TOBA	18.349	16	K.TOBA	1'36.903	1'37.100 (16)
17	J.ALCOBA	21.599	M.KOFLER	30.729	D.BINDER	26.244	R.FENATI	18.351	17	S.GARCIA	1'36.910	1'36.910 (15)
18	J.MCPHEE	21.608	D.BINDER	30.747	S.NEPA	26.247	Y.KUNII	18.358	18	N.ANTONELLI	1'36.949	1'37.153 (19)
19	C.TATAY	21.615	D.ÖNCÜ	30.765	G.RODRIGO	26.255	S.GARCIA	18.391	18	R.FENATI	1'36.949	1'37.102 (17)
20	F.SALAC	21.623	S.GARCIA	30.770	C.TATAY	26.270	A.OGURA	18.414	20	S.NEPA	1'36.998	1'37.295 (23)
21	S.GARCIA	21.626	R.FENATI	30.779	C.VIETTI	26.272	R.YAMANAKA	18.418	21	C.TATAY	1'37.079	1'37.358 (24)
22	S.NEPA	21.630	B.BALTUS	30.792	D.ÖNCÜ	26.289	D.BINDER	18.431	22	D.BINDER	1'37.094	1'37.223 (21)
23	J.DUPASQUIER	21.642	D.PIZZOLI	30.799	M.KOFLER	26.319	A.SASAKI	18.439	23	Y.KUNII	1'37.105	1'37.113 (18)
24	B.BALTUS	21.652	R.ROSSI	30.802	A.MIGNO	26.322	S.NEPA	18.467	24	B.BALTUS	1'37.152	1'37.284 (22)

These data/results cannot be reproduced, stored and/or transmitted in whole or in part by any manner of electronic, mechanical, photocopying, recording, broadcasting or otherwise now known or herein after developed without the previous express consent by the copyright owner, except for reproduction in daily press and regular printed publications on sale to the public within 60 days of the event related to those data/results and always provided that copyright symbol appears together as follows below.
© DORNA, 2020

Official MotoGP Timing by TISSOT
www.motogp.com





4318 m.

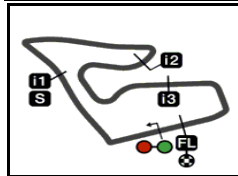
BMW M GRAND PRIX OF STYRIA**Free Practice Nr. 2****Best Partial Times****Moto3™***IT* Ideal Lap Time, sum of the best partial times*BT* Best Lap Time

T1			T2			T3			T4				
<i>Pos</i>	<i>Rider</i>	<i>Time</i>	<i>Rider</i>	<i>Time</i>	<i>Rider</i>	<i>Time</i>	<i>Rider</i>	<i>Time</i>	<i>Pos</i>	<i>Rider</i>	<i>IT</i>	<i>BT</i>	
25	D.BINDER	21.672	D.FOGGIA	30.804	A.LOPEZ	26.370	M.KOFLER	18.481	25	R.YAMANAKA	1'37.257	1'37.648 (27)	
26	A.LOPEZ	21.722	N.ANTONELLI	30.854	B.BALTUS	26.418	R.ROSSI	18.508	26	M.KOFLER	1'37.301	1'37.511 (25)	
27	R.YAMANAKA	21.732	K.TOBA	30.868	J.DUPASQUIER	26.446	A.LOPEZ	18.510	27	J.DUPASQUIER	1'37.525	1'37.641 (26)	
28	R.ROSSI	21.734	J.DUPASQUIER	30.905	Y.KUNII	26.497	J.DUPASQUIER	18.532	28	A.LOPEZ	1'37.559	1'37.997 (30)	
29	M.KOFLER	21.772	A.LOPEZ	30.957	D.PIZZOLI	26.520	C.TATAY	18.549	29	R.ROSSI	1'37.701	1'37.977 (29)	
30	D.PIZZOLI	21.955	R.YAMANAKA	30.985	R.ROSSI	26.657	D.PIZZOLI	18.551	30	D.PIZZOLI	1'37.825	1'37.863 (28)	

These data/results cannot be reproduced, stored and/or transmitted in whole or in part by any manner of electronic, mechanical, photocopying, recording, broadcasting or otherwise now known or herein after developed without the previous express consent by the copyright owner, except for reproduction in daily press and regular printed publications on sale to the public within 60 days of the event related to those data/results and always provided that copyright symbol appears together as follows below.
© DORNA, 2020


Official MotoGP Timing by TISSOT
www.motogp.com





4318 m.

BMW M GRAND PRIX OF STYRIA**Free Practice Nr. 2****Fastest Laps Sequence**

<i>Practice Time</i>	 <i>Rider</i>	<i>Nation</i>	<i>Motorcycle</i>	<i>Time</i>	<i>Km/h</i>	<i>Rider's Lap</i>
3'23.588	71 Ayumu SASAKI	JPN	KTM	1'38.526	157.7	2
3'47.436	55 Romano FENATI	ITA	HUSQVARNA	1'38.261	158.1	2
3'56.040	5 Jaume MASIA	SPA	HONDA	1'37.760	159.0	2
4'45.479	75 Albert ARENAS	SPA	KTM	1'37.754	159.0	2
4'45.673	24 Tatsuki SUZUKI	JPN	HONDA	1'37.738	159.0	2
4'46.466	25 Raul FERNANDEZ	SPA	KTM	1'37.005	160.2	2
6'23.454	25 Raul FERNANDEZ	SPA	KTM	1'36.988	160.2	3
6'29.706	14 Tony ARBOLINO	ITA	HONDA	1'36.982	160.2	3
8'00.249	25 Raul FERNANDEZ	SPA	KTM	1'36.795	160.5	4
23'52.491	13 Celestino VIETTI	ITA	KTM	1'36.632	160.8	10
38'09.470	2 Gabriel RODRIGO	ARG	HONDA	1'36.409	161.2	14
41'23.356	24 Tatsuki SUZUKI	JPN	HONDA	1'36.398	161.2	17

These data/results cannot be reproduced, stored and/or transmitted in whole or in part by any manner of electronic, mechanical, photocopying, recording, broadcasting or otherwise now known or herein after developed without the previous express consent by the copyright owner, except for reproduction in daily press and regular printed publications on sale to the public within 60 days of the event related to those data/results and always provided that copyright symbol appears together as follows below.

© DORNA, 2020

Official MotoGP Timing by TISSOT
www.motogp.com

Spielberg, Friday, August 21, 2020

