




5077 m.

## GRAN PREMIO LIQUI MOLY DE TERUEL

## Free Practice Nr. 1

## Classification

3

		Rider	Nation	Team	Motorcycle	Time	Lap Total	Gap	Top Speed
1	37	Augusto FERNANDEZ	SPA	EG 0,0 Marc VDS	KALEX	<b>1'52.623</b>	14 16		<b>289.7</b>
2	22	Sam LOWES	GBR	EG 0,0 Marc VDS	KALEX	<b>1'52.757</b>	6 16	0.134 0.134	<b>292.0</b>
3	21	Fabio DI GIANNANTONIO	ITA	MB Conveyors Speed Up	SPEED UP	<b>1'52.988</b>	13 15	0.365 0.231	<b>290.5</b>
4	96	Jake DIXON	GBR	Petronas Sprinta Racing	KALEX	<b>1'53.011</b>	15 16	0.388 0.023	<b>288.1</b>
5	16	Joe ROBERTS	USA	Tennor American Racing	KALEX	<b>1'53.177</b>	16 16	0.554 0.166	<b>292.8</b>
6	7	Lorenzo BALDASSARRI	ITA	Flexbox HP 40	KALEX	<b>1'53.182</b>	17 17	0.559 0.005	<b>287.4</b>
7	72	Marco BEZZECCHI	ITA	SKY Racing Team VR46	KALEX	<b>1'53.290</b>	4 17	0.667 0.108	<b>292.0</b>
8	9	Jorge NAVARRO	SPA	MB Conveyors Speed Up	SPEED UP	<b>1'53.300</b>	8 13	0.677 0.010	<b>286.6</b>
9	87	Remy GARDNER	AUS	Onexox TKKR SAG Team	KALEX	<b>1'53.314</b>	17 17	0.691 0.014	<b>289.7</b>
10	10	Luca MARINI	ITA	SKY Racing Team VR46	KALEX	<b>1'53.347</b>	4 17	0.724 0.033	<b>288.1</b>
11	33	Enea BASTIANINI	ITA	Italtrans Racing Team	KALEX	<b>1'53.421</b>	6 16	0.798 0.074	<b>295.2</b>
12	24	Simone CORSI	ITA	MV Agusta Forward Racing	MV AGUSTA	<b>1'53.426</b>	14 14	0.803 0.005	<b>285.9</b>
13	40	Hector GARZO	SPA	Flexbox HP 40	KALEX	<b>1'53.450</b>	7 15	0.827 0.024	<b>292.0</b>
14	57	Edgar PONS	SPA	Federal Oil Gresini Moto2	KALEX	<b>1'53.541</b>	6 16	0.918 0.091	<b>291.2</b>
15	23	Marcel SCHROTTER	GER	Liqui Moly Intact GP	KALEX	<b>1'53.555</b>	6 16	0.932 0.014	<b>289.7</b>
16	35	Somkiat CHANTRA	THA	IDEMITSU Honda Team Asia	KALEX	<b>1'53.655</b>	18 19	1.032 0.100	<b>291.2</b>
17	88	Jorge MARTIN	SPA	Red Bull KTM Ajo	KALEX	<b>1'53.662</b>	17 17	1.039 0.007	<b>296.0</b>
18	42	Marcos RAMIREZ	SPA	Tennor American Racing	KALEX	<b>1'53.696</b>	4 15	1.073 0.034	<b>292.8</b>
19	62	Stefano MANZI	ITA	MV Agusta Forward Racing	MV AGUSTA	<b>1'53.778</b>	17 17	1.155 0.082	<b>291.2</b>
20	55	Hafizh SYAHRIN	MAL	Kipin Energy Aspar Team Moto2	SPEED UP	<b>1'53.790</b>	15 16	1.167 0.012	<b>288.9</b>
21	11	Nicolò BULEGA	ITA	Federal Oil Gresini Moto2	KALEX	<b>1'53.792</b>	11 17	1.169 0.002	<b>289.7</b>
22	12	Thomas LUTHI	SWI	Liqui Moly Intact GP	KALEX	<b>1'53.873</b>	6 16	1.250 0.081	<b>292.0</b>
23	45	Tetsuta NAGASHIMA	JPN	Red Bull KTM Ajo	KALEX	<b>1'53.906</b>	15 17	1.283 0.033	<b>292.0</b>
24	97	Xavi VIERGE	SPA	Petronas Sprinta Racing	KALEX	<b>1'54.009</b>	11 14	1.386 0.103	<b>289.7</b>
25	64	Bo BENDSNEYDER	NED	NTS RW Racing GP	NTS	<b>1'54.056</b>	15 15	1.433 0.047	<b>285.1</b>
26	18	Xavi CARDELUS	AND	Kipin Energy Aspar Team Moto2	SPEED UP	<b>1'54.219</b>	13 15	1.596 0.163	<b>285.9</b>
27	19	Lorenzo DALLA PORTA	ITA	Italtrans Racing Team	KALEX	<b>1'54.828</b>	16 16	2.205 0.609	<b>291.2</b>
28	27	Andi Farid IZDIHAR	INA	IDEMITSU Honda Team Asia	KALEX	<b>1'55.100</b>	14 16	2.477 0.272	<b>289.7</b>
29	99	Kasma DANIEL	MAL	Onexox TKKR SAG Team	KALEX	<b>1'55.961</b>	15 15	3.338 0.861	<b>291.2</b>
30	74	Piotr BIESIEKIRSKI	POL	NTS RW Racing GP	NTS	<b>1'56.470</b>	15 16	3.847 0.509	<b>288.9</b>

Practice condition: **Dry**

Air: 20°

Humidity: 45%

Ground: 24°

<b>Fastest Lap:</b>	Lap: 14	<b>Augusto FERNANDEZ</b>	<b>1'52.623</b>	162.2 Km/h
<b>Best Race Lap:</b>	2020	<b>Jorge MARTIN</b>	<b>1'52.081</b>	163.0 Km/h
<b>All Time Lap Record:</b>	2020	<b>Sam LOWES</b>	<b>1'51.651</b>	163.6 Km/h

The results are provisional until the end of the limit for protest and appeals.

Time limit for protest expires 30' after publication of the results - ..... Time: .....

These data/results cannot be reproduced, stored and/or transmitted in whole or in part by any manner of electronic, mechanical, photocopying, recording, broadcasting or otherwise now known or herein after developed without the previous express consent by the copyright owner, except for reproduction in daily press and regular printed publications on sale to the public within 60 days of the event related to those data/results and always provided that copyright symbol appears together as follows below.

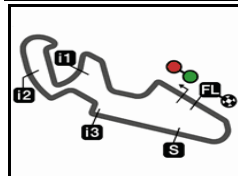
© DORNA, 2020

Official MotoGP Timing by TISSOT

www.motogp.com

Alcañiz, Friday, October 23, 2020





5077 m.

## GRAN PREMIO LIQUI MOLY DE TERUEL

## Free Practice Nr. 1

## Top Speed &amp; Average

4



Rider	Nation	Motorcycle	Top 5 speeds					Average	Top
88 Jorge MARTIN	SPA	KALEX	296.0	294.4	292.8	290.5	290.5	292.8	296.0
33 Enea BASTIANINI	ITA	KALEX	295.2	293.6	292.8	292.0	290.5	292.4	295.2
16 Joe ROBERTS	USA	KALEX	292.8	290.5	288.9	287.4	286.6	288.5	292.8
42 Marcos RAMIREZ	SPA	KALEX	292.8	292.0	292.0	291.2	290.5	291.4	292.8
12 Thomas LUTHI	SWI	KALEX	292.0	291.2	289.7	288.9	288.1	289.7	292.0
22 Sam LOWES	GBR	KALEX	292.0	290.5	290.5	290.5	289.7	290.6	292.0
40 Hector GARZO	SPA	KALEX	292.0	292.0	290.5	289.7	289.7	290.5	292.0
45 Tetsuta NAGASHIMA	JPN	KALEX	292.0	290.5	288.9	288.1	288.1	289.3	292.0
72 Marco BEZZECCHI	ITA	KALEX	292.0	291.2	290.5	289.7	289.7	290.6	292.0
19 Lorenzo DALLA PORTA	ITA	KALEX	291.2	290.5	290.5	289.7	288.9	289.8	291.2
35 Somkiat CHANTRA	THA	KALEX	291.2	288.9	288.9	288.1	288.1	288.8	291.2
57 Edgar PONS	SPA	KALEX	291.2	288.9	287.4	287.4	286.6	288.0	291.2
62 Stefano MANZI	ITA	MV AGUSTA	291.2	290.5	289.7	287.4	287.4	289.2	291.2
99 Kasma DANIEL	MAL	KALEX	291.2	289.7	288.9	288.1	287.4	289.1	291.2
21 Fabio DI GIANNANTONIO	ITA	SPEED UP	290.5	288.1	286.6	286.6	285.9	287.1	290.5
11 Nicolò BULEGA	ITA	KALEX	289.7	287.4	287.4	287.4	286.6	287.5	289.7
23 Marcel SCHROTTER	GER	KALEX	289.7	288.9	287.4	287.4	286.6	287.6	289.7
27 Andi Farid IZDIHAR	INA	KALEX	289.7	289.7	288.1	287.4	287.4	288.5	289.7
37 Augusto FERNANDEZ	SPA	KALEX	289.7	289.7	289.7	288.1	287.4	288.9	289.7
87 Remy GARDNER	AUS	KALEX	289.7	288.1	287.4	286.6	286.6	287.7	289.7
97 Xavi VIERGE	SPA	KALEX	289.7	288.9	288.9	288.1	287.4	288.6	289.7
55 Hafizh SYAHRIN	MAL	SPEED UP	288.9	288.9	286.6	286.6	285.1	286.4	288.9
74 Piotr BIESIEKIRSKI	POL	NTS	288.9	286.6	285.9	284.4	284.4	286.0	288.9
10 Luca MARINI	ITA	KALEX	288.1	287.4	287.4	286.6	285.9	286.7	288.1
96 Jake DIXON	GBR	KALEX	288.1	286.6	285.9	285.9	285.9	286.5	288.1
7 Lorenzo BALDASSARRI	ITA	KALEX	287.4	287.4	286.6	285.9	285.9	286.4	287.4
9 Jorge NAVARRO	SPA	SPEED UP	286.6	285.9	285.9	285.9	284.4	285.1	286.6
18 Xavi CARDELUS	AND	SPEED UP	285.9	285.9	285.9	285.9	285.1	285.7	285.9
24 Simone CORSI	ITA	MV AGUSTA	285.9	285.9	285.9	285.1	285.1	285.6	285.9
64 Bo BENDSNEYDER	NED	NTS	285.1	283.6	282.9	282.9	282.1	282.8	285.1

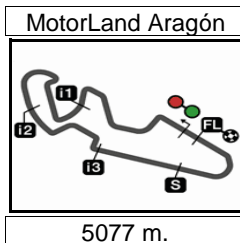
These data/results cannot be reproduced, stored and/or transmitted in whole or in part by any manner of electronic, mechanical, photocopying, recording, broadcasting or otherwise now known or herein after developed without the previous express consent by the copyright owner, except for reproduction in daily press and regular printed publications on sale to the public within 60 days of the event related to those data/results and always provided that copyright symbol appears together as follows below.

© DORNA, 2020

Official MotoGP Timing by TISSOT  
www.motogp.com

Alcañiz, Friday, October 23, 2020





Results and timing service provided by TISSOT

Moto2™

# GRAN PREMIO LIQUI MOLY DE TERUEL

## Free Practice Nr. 1

### Chronological Analysis of Performances

5

\* Lap / Sector time cancelled      **T1** Time from finish line to 1st intermediate      **T3** Time from 2nd intermed. to 3rd intermed.  
**P** Crossing the finish line in pit lane      **T2** Time from 1st intermed. to 2nd intermed.      **T4** Time from 3rd intermediate to finish line

Lap	Lap Time	T1	T2	T3	T4	Speed	Lap	Lap Time	T1	T2	T3	T4	Speed
<b>1st 37 Augusto FERNAND</b> EG 0,0 Marc VDS SPA							<b>7 1'53.186</b> 32.043 <b>31.823</b> 21.727 27.593 282.1						
Runs=2 Total laps=16 Full laps=11							<b>8 2'09.295 P</b> 36.336 35.176 22.734 35.049 280.7						
1	2'34.929	31.481	33.820	22.868	28.031	284.4	9	13'14.856	31.174	32.783	22.277	27.786	280.7
2	1'56.406 *	33.304	32.439*	22.222	28.441	275.7	10	<b>1'54.482</b>	32.446	32.276	22.234	27.526	284.4
3	<b>1'54.277</b>	32.758	32.164	21.930	27.425	288.1	11	<b>1'53.647</b>	32.255	31.924	22.039	27.429	286.6
4	1'53.839 *	32.503	32.080*	21.787	27.469	286.6	12	<b>1'53.350</b>	31.979	31.827	22.127	27.417	285.9
5	<b>1'53.632</b>	32.424	31.897	21.745	27.566	289.7	13	<b>1'52.988</b>	<b>31.926</b>	31.860	21.819	27.383	288.1
6	<b>1'53.661</b>	32.420	31.991	21.742	27.508	289.7	14	<b>1'53.563</b>	32.165	31.986	21.900	27.512	283.6
7	<b>1'55.277</b>	32.589	33.054	22.044	27.590	286.6	15	<b>1'53.316</b>	32.094	31.892	21.809	27.521	285.9
8	<b>1'54.904</b>	32.565	32.285	22.251	27.803	285.1	<b>4th 96 Jake DIXON</b> Petronas Sprinta Raci GBR						
9	2'02.713 P	33.349	33.600	22.084	33.680	289.7	Runs=3 Total laps=16 Full laps=10						
10	12'16.250	30.841	33.100	22.137	27.901	280.0	1	1'56.292	31.118	33.224	22.505	27.590	285.1
11	<b>1'53.110</b>	32.416	31.778	<b>21.538</b>	<b>27.378</b>	285.1	2	<b>1'54.115</b>	32.772	32.122	21.796	27.425	285.9
12	<b>1'54.175</b>	32.067	31.612	21.653	28.843	285.9	3	<b>1'54.556</b>	32.470	31.825	22.740	27.521	285.1
13	<b>1'56.112</b>	33.712	31.954	22.615	27.831	285.9	4	<b>1'53.715</b>	32.453	32.014	21.840	27.408	286.6
14	<b>1'52.623</b>	<b>31.956</b>	<b>31.563</b>	21.669	27.435	287.4	5	2'00.011 P	32.300	<b>32.076*</b>	<b>21.898</b>	<b>33.737</b>	<b>288.1</b>
15	<b>1'55.992</b>	32.099	34.480	21.857	27.556	285.1	6	6'58.524	31.418	35.391	24.479	27.766	282.9
16	<b>1'52.814</b>	32.063	31.686	21.594	27.471	285.9	7	<b>1'56.039</b>	32.841	32.053	23.503	27.642	284.4
<b>2nd 22 Sam LOWES</b> EG 0,0 Marc VDS GBR							8	<b>1'53.735</b>	32.388	32.059	21.803	27.485	284.4
Runs=2 Total laps=16 Full laps=11							9	<b>1'53.371</b>	32.244	31.895	<b>21.682</b>	27.550	282.9
1	2'37.175	31.349	33.366	23.397	27.689	287.4	10	1'59.394 P	32.225	31.876	21.882	33.411	284.4
2	<b>1'53.765</b>	32.540	31.810	22.060	27.355	288.1	11	7'45.195	30.414	33.026	22.280	27.756	282.9
3	<b>1'53.348</b>	32.353	31.848	21.969	<b>27.178</b>	288.9	12	<b>1'58.905</b>	32.632	34.154	23.471	28.648	285.1
4	1'53.016 *	32.030	32.036*	21.700	27.250	287.4	13	<b>1'53.829</b>	32.502	32.014	21.892	27.421	285.9
5	<b>1'52.778</b>	<b>31.847</b>	31.827	21.712	27.392	290.5	14	<b>1'53.316</b>	32.316	<b>31.712</b>	21.795	27.493	283.6
6	<b>1'52.757</b>	32.112	<b>31.659</b>	21.737	27.249	290.5	15	<b>1'53.011</b>	<b>32.083</b>	31.725	21.804	<b>27.399</b>	285.9
7	2'05.791 P	35.824	34.510	22.407	33.050	282.9	16	2'02.289 P	32.258	31.820	22.548	35.663	277.1
8	11'16.077	30.244	32.794	22.372	27.724	282.1	<b>5th 16 Joe ROBERTS</b> Tennor American Raci USA						
9	<b>1'54.136</b>	32.491	31.993	22.225	27.427	290.5	Runs=3 Total laps=16 Full laps=10						
10	<b>1'53.501</b>	32.207	31.967	21.853	27.474	288.1	1	2'32.192	31.488	34.322	22.826	27.929	283.6
11	<b>1'53.208</b>	32.086	31.833	21.933	27.356	285.9	2	<b>1'54.837</b>	32.972	32.328	22.035	27.502	286.6
12	<b>1'53.166</b>	32.176	31.863	21.828	27.299	288.1	3	<b>1'53.960</b>	32.449	32.096	21.944	27.471	286.6
13	<b>1'52.970</b>	32.025	31.806	21.846	27.293	289.7	4	1'55.628 *	32.470	32.170*	22.368	28.620	273.6
14	1'53.208 *	32.022	31.846*	22.079	27.261	<b>292.0</b>	5	<b>1'53.943</b>	32.381	32.219	21.833	27.510	290.5
15	<b>1'53.661</b>	32.148	32.315	<b>21.694</b>	27.504	285.1	6	<b>1'53.978</b>	32.429	32.100	21.940	27.509	<b>292.8</b>
16	<b>1'52.905</b>	32.040	31.784	21.802	27.279	288.1	7	2'06.396 P	32.894	37.054	22.606	33.842	282.1
<b>3rd 21 Fabio DI GIANNANT</b> MB Conveyors Speed ITA							8	7'02.887	32.066	33.097	22.277	28.174	282.1
Runs=2 Total laps=15 Full laps=12							9	<b>1'55.886</b>	33.281	32.694	22.151	27.760	284.4
1	2'16.046	32.467	34.301	22.934	28.253	277.8	10	<b>1'53.961</b>	32.424	31.960	21.884	27.693	285.9
2	<b>1'55.180</b>	33.333	32.338	22.024	27.485	285.9	11	<b>1'54.136</b>	32.399	32.003	21.930	27.804	285.1
3	<b>1'53.906</b>	32.320	31.895	22.394	<b>27.297</b>	<b>290.5</b>	12	2'01.668 P	32.822	33.216	22.316	33.314	286.6
4	<b>1'53.162</b>	32.201	31.863	<b>21.681</b>	27.417	286.6	13	5'57.882	37.325	34.098	22.453	27.993	285.1
5	<b>1'53.412</b>	32.141	31.884	21.830	27.557	285.1	14	<b>1'54.405</b>	32.575	32.072	22.094	27.664	283.6
6	<b>1'53.054</b>	32.025	31.859	21.718	27.452	284.4	15	<b>1'53.455</b>	32.263	31.929	21.819	27.444	287.4

**Fastest Lap:** Augusto FERNANDEZ EG 0,0 Marc VDS SPA **1'52.623** 31.956 31.563 21.669 27.435

These data/results cannot be reproduced, stored and/or transmitted in whole or in part by any manner of electronic, mechanical, photocopying, recording, broadcasting or otherwise now known or herein after developed without the previous express consent by the copyright owner, except for reproduction in daily press and regular printed publications on sale to the public within 60 days of the event related to those data/results and always provided that copyright symbol appears together as follows below.  
 © DORNA, 2020



## Free Practice Nr. 1

Moto2

Lap	Lap Time	T1	T2	T3	T4	Speed	Lap	Lap Time	T1	T2	T3	T4	Speed	
16	1'53.177	32.194	31.816	21.764	27.403	288.9	13	1'54.172	32.091	31.767	21.765	28.549	286.6	
<b>6th</b>	<b>7</b>	<b>Lorenzo BALDA</b> Flexbox HP 40 ITA						<b>9th</b>	<b>87</b>	<b>Remy GARDNER</b> Onexox TKKR SAG T AUS				
		Runs=3	Total laps=17	Full laps=11					Runs=2	Total laps=17	Full laps=11			
1	1'57.993	30.384	33.240	22.529	27.581	285.9	1	2'15.901	33.030	34.660	23.071	27.833	282.1	
2	1'54.452	32.789	32.192	21.845	27.626	287.4	2	1'54.952	33.209	32.065	22.102	27.576	286.6	
3	1'54.094	32.468	32.151	21.991	27.484	285.1	3	1'54.144	32.582	31.853	22.144	27.565	285.1	
4	1'53.950	32.598	32.002	21.809	27.541	285.1	4	1'54.098	32.398	32.107	22.075	27.518	286.6	
5	2'02.056 *	32.470	33.903*	26.539	29.144	273.6	5	1'53.923 *	32.312	32.069	21.913	27.629*	288.1	
6	1'53.684	32.421	31.911	22.032	27.320	287.4	6	1'53.719	32.332	31.910	21.892	27.585	285.9	
7	1'53.678	32.408	31.989	21.811	27.470	286.6	7	2'04.885	35.014	39.777	22.335	27.759	284.4	
8	2'01.270 P	32.415	32.786	22.740	33.329	281.4	8	1'53.998	32.526	31.963	21.813	27.696	284.4	
9	7'05.250	30.495	33.487	22.596	28.053	280.7	9	1'57.513 *	33.703	34.088*	22.081	27.641	285.9	
10	1'55.517	33.001	32.499	22.223	27.794	282.9	10	1'53.472	32.237	31.792	21.757	27.686	285.9	
11	2'03.210 P	32.889	35.259	22.468	32.594	282.9	11	2'08.297 P	36.194	34.116	23.289	34.698	258.6	
12	5'29.880	34.700	32.999	22.294	27.696	284.4	12	9'13.455	32.171	33.924	22.571	28.038	282.9	
13	1'58.569	32.705	32.897	22.592	30.375	268.8	13	1'54.732	32.607	32.006	22.334	27.785	283.6	
14	1'54.718	33.119	31.948	22.068	27.583	285.9	14	1'59.595 *	32.751	35.535*	23.514	27.795	287.4	
15	1'53.510	32.249	31.829	21.701	27.731	285.9	15	1'53.559	32.181	31.837	21.886	27.655	285.1	
16	1'53.459	32.261	31.974	21.840	27.384	285.9	16	1'53.665	32.060	31.997	22.055	27.553	285.9	
17	1'53.182	32.154	31.767	21.791	27.470	284.4	17	1'53.314	32.142	31.949	21.863	27.360	289.7	
<b>7th</b>	<b>72</b>	<b>Marco BEZZECCHI</b> SKY Racing Team VR ITA						<b>10th</b>	<b>10</b>	<b>Luca MARINI</b> SKY Racing Team VR ITA				
		Runs=3	Total laps=17	Full laps=10					Runs=2	Total laps=17	Full laps=10			
1	2'03.246	31.142	34.135	22.942	27.948	288.9	1	1'54.464	29.792	33.009	22.769	27.523	283.6	
2	1'54.872	33.022	32.189	22.362	27.299	292.0	2	1'54.036 *	32.663	32.019	21.808	27.546*	285.1	
3	1'54.271	32.600	32.091	22.329	27.251	291.2	3	1'54.407	33.070	31.992	21.859	27.486	284.4	
4	1'53.290	32.286	31.849	22.020	27.135	289.7	4	1'53.347	32.228	31.960	21.688	27.471	285.9	
5	1'56.378 *	32.261	32.508*	23.760	27.849	286.6	5	1'53.611 *	32.252	32.176*	21.759	27.424*	288.1	
6	1'53.413	32.220	31.968	21.987	27.238	290.5	6	1'53.606	32.201	32.113	21.823	27.469	285.1	
7	1'53.733	32.406	31.891	22.016	27.420	286.6	7	1'53.835 *	32.352	32.071*	21.871	27.541	285.1	
8	2'03.069 P	32.713	34.407	22.589	33.360	287.4	8	1'53.818	32.289	32.154	21.840	27.535	284.4	
9	8'49.029	30.651	33.246	22.888	27.589	285.1	9	1'58.575	33.151	35.056	22.427	27.941	285.9	
10	1'55.135	33.111	32.118	22.560	27.346	286.6	10	1'53.685	32.366	32.072	21.781	27.466	287.4	
11	1'54.121 *	32.325	32.468*	22.030	27.298	288.9	11	1'53.768	32.300	32.091	21.764	27.613	284.4	
12	1'53.505	32.280	31.921	22.032	27.272	287.4	12	2'02.394 P	32.351	32.509	23.598	33.936	279.2	
13	1'53.375	32.244	31.925	22.024	27.182	288.9	13	9'43.740	29.910	35.346	24.555	28.047	282.9	
14	2'00.802 P	32.638	32.303	22.859	33.002	289.7	14	1'54.810	32.971	32.206	22.095	27.538	285.9	
15	3'43.508	33.333	32.690	22.609	27.593	283.6	15	1'54.420	32.535	32.079	22.221	27.585	286.6	
16	1'53.895	32.342	32.076	22.194	27.283	287.4	16	1'53.958	32.516	32.181	21.785	27.476	285.1	
17	1'53.492	32.169	31.908	22.219	27.196	287.4	17	1'53.898 *	32.305	32.139	21.862	27.592*	287.4	
<b>8th</b>	<b>9</b>	<b>Jorge NAVARRO</b> MB Conveyors Speed SPA						<b>11th</b>	<b>33</b>	<b>Enea BASTIANINI</b> Italtrans Racing Team ITA				
		Runs=3	Total laps=13	Full laps=8					Runs=2	Total laps=16	Full laps=11			
1	2'09.463	31.366	34.076	22.835	27.775	281.4	1	2'18.236	32.301	33.873	23.156	27.934	288.1	
2	1'54.642	33.180	32.114	21.974	27.374	284.4	2	1'55.021	33.404	32.263	21.976	27.378	292.0	
3	1'53.777	32.467	31.992	21.885	27.433	284.4	3	1'54.184 *	32.589	32.077	22.065	27.453*	295.2	
4	3'50.749 P	32.111	2'17.924	26.855	33.859	285.9	4	1'57.901 *	32.462	35.542*	22.373	27.524	290.5	
5	12'21.572	29.978	33.165	22.521	28.000	280.0	5	1'54.712	32.517	31.998	22.693	27.504	293.6	
6	1'54.632	32.757	32.248	22.015	27.612	283.6	6	1'53.421	32.364	31.903	21.739	27.415	292.8	
7	1'53.920	32.414	32.191	21.888	27.427	285.9	7	1'55.335	32.708	31.930	21.990	28.707	275.7	
8	1'53.300	32.298	31.900	21.776	27.326	285.9	8	1'59.588	32.489	37.409	22.114	27.576	286.6	
9	1'53.779	32.314	32.074	21.899	27.492	284.4	9	1'53.576	32.351	32.027	21.689	27.509	288.1	
10	2'01.606 P	32.741	34.084	22.291	32.490	284.4	10	2'01.073 P	32.377	31.917	23.104	33.675	289.7	
11	5'36.221	29.510	32.649	22.226	27.683	281.4	11	12'02.772	29.473	32.911	22.087	28.043	282.1	
12	1'53.515	32.459	31.918	21.803	27.335	284.4	12	1'54.202	32.573	32.126	21.749	27.754	286.6	

**Fastest Lap:** Augusto FERNANDEZ EG 0,0 Marc VDS SPA 1'52.623 31.956 31.563 21.669 27.435

These data/results cannot be reproduced, stored and/or transmitted in whole or in part by any manner of electronic, mechanical, photocopying, recording, broadcasting or otherwise now known or herein after developed without the previous express consent by the copyright owner, except for reproduction in daily press and regular printed publications on sale to the public within 60 days of the event related to those data/results and always provided that copyright symbol appears together as follows below.  
© DORNA, 2020



# Free Practice Nr. 1

# Moto2

Lap	Lap Time	T1	T2	T3	T4	Speed	Lap	Lap Time	T1	T2	T3	T4	Speed
13	<b>1'53.982</b>	32.329	32.219	21.749	27.685	287.4	15	<b>1'53.825</b>	<b>32.337</b>	32.070	21.851	27.567	287.4
14	<b>1'56.580</b>	32.516	32.127	22.873	29.064	275.7	16	<b>2'03.360</b>	32.427	32.126	22.101	36.706	246.8
15	<b>1'53.800</b>	<b>32.321</b>	32.064	21.784	27.631	288.9	<b>15th 23 Marcel SCHROTTE</b> Liqui Moly Intact GP GER						
16	<b>1'53.584</b>	32.365	31.965	21.722	27.532	290.5	Runs=2 Total laps=16 Full laps=8						
<b>12th 24 Simone CORSI</b> MV Agusta Forward R ITA							Runs=2 Total laps=14 Full laps=9						
1	2'16.549	32.141	34.252	23.116	28.068	281.4	1	2'35.719	32.781	33.938	22.899	27.814	283.6
2	<b>1'56.403</b>	33.585	32.715	22.314	27.789	285.1	2	1'54.946	* 32.978	32.318*	22.065	27.585*	281.4
3	<b>1'55.005</b>	32.765	32.569	22.122	27.549	<b>285.9</b>	3	<b>1'54.203</b>	32.881	32.016	21.923	<b>27.383</b>	287.4
4	1'55.247	* 32.751	32.461*	22.180	27.855	285.9	4	1'53.842	* 32.421	32.047*	21.898	27.476	285.1
5	<b>1'54.850</b>	32.702	32.254	22.022	27.872	285.1	5	1'55.098	* 32.488	32.000	21.817	28.793*	286.6
6	<b>1'54.526</b>	32.683	32.201	21.959	27.683	281.4	6	<b>1'53.555</b>	32.384	32.063	<b>21.703</b>	27.405	<b>289.7</b>
7	<b>1'54.592</b>	32.436	32.158	22.164	27.834	281.4	7	<b>1'53.838</b>	<b>32.351</b>	32.134	21.734	27.619	285.1
8	2'08.148	P 37.557	33.590	23.025	33.976	282.1	8	<b>1'56.626</b>	34.225	32.857	21.997	27.547	285.9
9	15'03.496	31.254	33.213	22.343	27.672	281.4	9	2'00.368	P 32.590	32.686	22.093	32.999	285.9
10	1'54.789	* 32.984	32.056*	22.166	27.583	285.9	10	11'06.912	30.563	33.101	22.191	27.807	282.9
11	<b>1'53.936</b>	32.435	31.986	21.893	27.622	281.4	11	1'53.920	* 32.656	31.994	21.738	27.532*	286.6
12	<b>1'56.453</b>	33.222	33.586	22.051	27.594	281.4	12	<b>1'54.159</b>	32.550	<b>31.956</b>	22.053	27.600	288.9
13	<b>1'55.022</b>	32.509	33.108	21.944	<b>27.461</b>	282.9	13	<b>1'55.976</b>	32.961	33.450	22.029	27.536	285.9
14	<b>1'53.426</b>	<b>32.206</b>	<b>31.852</b>	<b>21.884</b>	27.484	284.4	14	<b>1'53.704</b>	32.374	32.012	21.776	27.542	282.1
<b>13th 40 Hector GARZO</b> Flexbox HP 40 SPA							<b>16th 35 Somkiat CHANTRA</b> IDEMITSU Honda Te THA						
Runs=2 Total laps=15 Full laps=10							Runs=2 Total laps=19 Full laps=13						
1	2'01.896	30.918	33.792	23.003	27.836	288.1	1	2'10.221	33.240	36.029	23.528	28.003	285.1
2	<b>1'54.899</b>	33.345	32.166	21.885	27.503	290.5	2	1'56.561	* 33.622	32.781*	22.460	27.698	288.1
3	<b>1'54.060</b>	32.536	32.108	22.073	27.343	289.7	3	<b>1'55.662</b>	33.364	32.566	22.201	27.531	288.9
4	<b>1'53.572</b>	32.565	31.905	21.805	<b>27.297</b>	289.7	4	<b>1'55.322</b>	33.185	32.382	22.018	27.737	285.9
5	1'57.426	* 32.550	32.192*	22.153	30.531	<b>292.0</b>	5	<b>1'54.379</b>	32.915	32.119	<b>21.823</b>	27.522	288.9
6	<b>1'55.530</b>	33.892	32.018	22.040	27.580	292.0	6	<b>1'54.933</b>	32.596	32.787	21.972	27.578	288.1
7	<b>1'53.450</b>	<b>32.357</b>	<b>31.874</b>	<b>21.630</b>	27.589	289.7	7	<b>1'55.116</b>	32.885	32.356	22.055	27.820	282.9
8	2'02.693	P 32.566	32.013	22.025	36.089	285.9	8	<b>1'55.431</b>	33.070	32.554	22.053	27.754	282.9
9	13'46.871	35.252	33.962	22.597	27.713	288.1	9	<b>1'55.610</b>	33.383	32.411	22.141	27.675	283.6
10	<b>1'54.935</b>	32.860	32.348	22.193	27.534	287.4	10	1'55.012	* 33.001	32.405	21.884	27.722*	285.9
11	<b>2'00.991</b>	35.799	34.966	22.703	27.523	288.1	11	<b>1'55.047</b>	32.966	32.396	22.016	27.669	282.1
12	<b>1'54.131</b>	32.687	32.128	21.962	27.354	289.7	12	<b>1'54.954</b>	32.871	32.307	22.054	27.722	282.9
13	<b>2'04.356</b>	39.846	34.138	22.557	27.815	284.4	13	<b>1'54.950</b>	32.868	32.339	21.954	27.789	282.1
14	<b>1'54.063</b>	32.411	32.048	22.255	27.349	287.4	14	2'03.378	P 33.141	33.483	22.989	33.765	282.1
15	2'07.526	P 39.081	32.596	22.054	33.795	283.6	15	6'36.714	32.021	37.650	24.710	27.746	288.1
<b>14th 57 Edgar PONS</b> Federal Oil Gresini M SPA							16 1'54.952 * 32.906 32.496* 21.949 27.601 286.6						
Runs=2 Total laps=16 Full laps=11							17 <b>1'54.444</b> 32.776 31.998 22.032 27.638 284.4						
1	2'21.898	34.450	34.889	22.993	28.010	280.0	18 <b>1'53.655</b> 32.454 <b>31.740</b> 22.027 <b>27.434</b> 288.1						
2	<b>1'55.297</b>	33.210	32.358	22.217	27.512	285.1	19 <b>1'53.775</b> <b>32.349</b> 31.863 21.940 27.623 <b>291.2</b>						
3	<b>1'54.388</b>	32.891	32.084	22.096	<b>27.317</b>	287.4	<b>17th 88 Jorge MARTIN</b> Red Bull KTM Ajo SPA						
4	1'55.124	* 32.595	32.503*	22.502	27.524	286.6	Runs=2 Total laps=17 Full laps=12						
5	<b>1'54.215</b>	32.504	31.987	22.000	27.724	<b>291.2</b>	1	2'16.391	30.473	33.676	23.005	27.710	289.7
6	<b>1'53.541</b>	32.344	<b>31.854</b>	21.945	27.398	288.9	2	<b>1'55.570</b>	33.301	32.622	22.216	27.431	290.5
7	<b>1'56.126</b>	32.522	32.154	22.891	28.559	282.1	3	<b>1'54.337</b>	32.640	32.150	22.195	27.352	290.5
8	<b>1'53.945</b>	32.497	32.076	<b>21.833</b>	27.539	285.9	4	1'57.827	* 35.816	32.306*	22.181	27.524	<b>296.0</b>
9	2'09.094	P 39.377	33.614	22.896	33.207	285.1	5	<b>1'54.177</b>	32.670	32.129	21.955	27.423	294.4
10	12'06.058	32.389	36.348	22.850	28.917	272.9	6	<b>1'54.085</b>	32.611	32.110	22.048	<b>27.316</b>	292.8
11	<b>1'54.801</b>	32.898	32.222	22.069	27.612	285.9	7	<b>1'55.883</b>	32.432	32.144	23.805	27.502	289.7
12	1'53.871	* 32.549	31.948	21.846	27.528*	285.9	8	<b>1'54.350</b>	32.767	32.202	21.980	27.401	286.6
13	<b>1'54.604</b>	32.611	32.315	22.137	27.541	286.6	9	<b>1'54.189</b>	32.618	32.133	21.962	27.476	288.1
14	<b>1'54.089</b>	32.507	32.103	21.939	27.540	283.6	10	2'08.088	P 34.254	34.814	24.022	34.998	289.7

**Fastest Lap:** Augusto FERNANDEZ EG 0,0 Marc VDS SPA **1'52.623** 31.956 31.563 21.669 27.435

These data/results cannot be reproduced, stored and/or transmitted in whole or in part by any manner of electronic, mechanical, photocopying, recording, broadcasting or otherwise now known or herein after developed without the previous express consent by the copyright owner, except for reproduction in daily press and regular printed publications on sale to the public within 60 days of the event related to those data/results and always provided that copyright symbol appears together as follows below.  
© DORNA, 2020

Official MotoGP Timing by TISSOT  
www.motogp.com

Alcañiz, Friday, October 23, 2020

Page 3 of 6



# Free Practice Nr. 1

# Moto2

Lap	Lap Time	T1	T2	T3	T4	Speed	Lap	Lap Time	T1	T2	T3	T4	Speed
11	9'04.891	29.874	32.839	22.195	27.837	284.4	9	1'55.992 *	33.360	32.576	22.156	27.900*	285.1
12	<b>1'54.816</b>	32.744	32.403	22.079	27.590	284.4	10	<b>1'55.063</b>	32.867	32.343	22.026	27.827	283.6
13	1'54.972 *	32.619	32.202	22.545	27.606*	285.9	11	<b>1'54.666</b>	32.801	32.261	21.872	27.732	284.4
14	<b>1'53.931</b>	32.492	32.105	21.879	27.455	286.6	12	<b>1'54.183</b>	32.577	32.127	<b>21.793</b>	27.686	285.1
15	<b>1'53.688</b>	32.356	<b>32.010</b>	<b>21.841</b>	27.481	287.4	13	<b>1'59.348</b>	34.406	34.604	22.623	27.715	284.4
16	<b>1'54.270</b>	32.404	32.110	22.071	27.685	288.9	14	<b>1'54.115</b>	32.589	31.986	21.863	27.677	282.9
17	<b>1'53.662</b>	<b>32.303</b>	32.100	21.857	27.402	287.4	15	<b>1'53.790</b>	32.394	32.000	21.856	27.540	285.1

## 18th 42 Marcos RAMIREZ Tennor American Raci SPA

Runs=3	Total laps=15	Full laps=9				
1	1'56.997	30.821	33.745	22.753	27.714	288.9
2	<b>1'54.790</b>	33.038	32.203	22.148	27.401	290.5
3	<b>1'55.974</b>	32.679	33.384	22.171	27.740	291.2
4	<b>1'53.696</b>	32.427	<b>31.889</b>	22.003	<b>27.377</b>	292.0
5	1'54.482 *	<b>32.168</b>	32.274*	22.508	27.532	<b>292.8</b>
6	<b>1'53.859</b>	32.525	31.941	<b>21.970</b>	27.423	289.7
7	2'03.877 P	32.569	33.031	23.477	34.800	285.1
8	7'45.962	28.629	33.627	22.609	27.942	285.9
9	2'06.351 P	33.113	33.551	22.982	36.705	247.9
10	7'19.998	30.060	35.644	24.807	27.965	284.4
11	<b>1'57.480</b>	32.931	32.220	24.536	27.793	290.5
12	<b>1'55.431</b>	33.005	32.547	22.361	27.518	289.7
13	<b>1'53.923</b>	32.418	31.976	22.122	27.407	290.5
14	<b>1'54.476</b>	32.676	32.151	22.178	27.471	288.1
15	<b>1'53.705</b>	32.354	31.905	21.975	27.471	292.0

## 19th 62 Stefano MANZI MV Agusta Forward R ITA

Runs=2	Total laps=17	Full laps=11				
1	2'19.501	31.716	34.216	22.762	27.933	282.9
2	1'55.165 *	33.088	32.305*	22.264	27.508	290.5
3	<b>1'54.122</b>	32.454	32.262	21.907	<b>27.499</b>	287.4
4	1'54.995 *	32.459	32.373*	22.515	27.648	285.9
5	<b>1'57.281</b>	32.432	32.180	21.945	30.724	<b>291.2</b>
6	<b>1'54.742</b>	33.045	32.171	21.978	27.548	287.4
7	1'54.075 *	32.416	31.984*	21.993	27.682	285.9
8	<b>1'54.167</b>	32.474	32.104	21.967	27.622	285.1
9	<b>1'53.894</b>	32.343	32.118	21.903	27.530	289.7
10	2'10.777 P	38.006	35.009	22.896	34.866	282.1
11	9'44.194	31.280	33.294	22.305	28.037	280.0
12	<b>1'55.267</b>	32.837	32.568	21.984	27.878	280.0
13	<b>1'59.265</b>	35.090	33.922	22.276	27.977	281.4
14	<b>2'07.681</b>	33.016	36.892	23.488	34.285	170.1
15	<b>1'54.671</b>	32.740	32.230	21.937	27.764	280.7
16	<b>1'53.938</b>	32.363	32.111	21.817	27.647	282.9
17	<b>1'53.778</b>	<b>32.307</b>	<b>32.002</b>	<b>21.803</b>	27.666	284.4

## 20th 55 Hafizh SYAHRIN Kipin Energy Aspar T MAL

Runs=2	Total laps=16	Full laps=11				
1	2'01.876	32.274	35.129	23.221	28.260	283.6
2	<b>1'55.812</b>	33.651	32.443	22.055	27.663	286.6
3	<b>1'55.152</b>	32.896	32.617	22.110	27.529	<b>288.9</b>
4	<b>1'53.896</b>	<b>32.369</b>	31.941	21.976	27.610	286.6
5	1'56.090 *	32.646	32.193*	22.366	28.885	272.2
6	<b>1'53.823</b>	32.481	<b>31.934</b>	21.939	<b>27.469</b>	288.9
7	2'42.782 P	54.099	45.196	26.197	37.290	272.2
8	11'51.356	32.179	34.254	22.713	28.229	280.0

## 21st 11 Nicolò BULEGA Federal Oil Gresini M ITA

Runs=2	Total laps=17	Full laps=11				
1	2'00.734	31.870	34.514	22.723	27.790	283.6
2	<b>1'55.511</b>	33.183	32.567	22.002	27.759	285.1
3	<b>1'55.078</b>	32.754	32.457	22.336	27.531	287.4
4	<b>1'53.992</b>	32.477	32.090	21.896	27.529	287.4
5	1'54.152 *	32.445	32.060*	22.031	27.616	<b>289.7</b>
6	<b>1'54.134</b>	32.476	32.134	21.996	27.528	285.9
7	<b>1'54.629</b>	32.616	32.171	22.100	27.742	284.4
8	2'04.608 P	35.851	32.743*	22.497	33.517	285.1
9	10'26.619	32.175	37.493	23.531	29.851	250.8
10	1'54.117 *	32.771	32.001*	21.827	<b>27.518</b>	286.6
11	<b>1'53.792</b>	<b>32.285</b>	32.107	<b>21.800</b>	27.600	285.9
12	1'54.026 *	<b>32.279</b>	32.031	21.921	27.795*	283.6
13	<b>1'58.999</b>	35.511	33.996	21.870	27.622	286.6
14	<b>1'54.091</b>	32.349	32.166	21.931	27.645	287.4
15	<b>1'54.289</b>	32.446	<b>32.012</b>	22.000	27.831	282.9
16	<b>1'54.040</b>	32.357	32.034	21.987	27.662	284.4
17	<b>1'54.164</b>	32.471	32.088	21.951	27.654	284.4

## 22nd 12 Thomas LUTHI Liqui Moly Intact GP SWI

Runs=2	Total laps=16	Full laps=8				
1	2'15.439	31.356	38.550	23.697	28.962	263.6
2	1'59.879 *	34.148	33.293*	22.605	29.833	289.7
3	<b>1'55.058</b>	32.893	32.403	22.093	27.669	287.4
4	1'54.240 *	32.599	32.121*	21.948	27.572*	288.9
5	<b>1'54.557</b>	32.713	32.393	21.828	27.623	291.2
6	<b>1'53.873</b>	<b>32.342</b>	32.000	21.892	27.639	<b>292.0</b>
7	1'54.230 *	32.480	32.046*	22.008	27.696	288.1
8	2'00.584 P	33.902	32.228	21.986	32.468	286.6
9	12'16.538 *	30.556	34.019	22.532	28.004*	282.9
10	<b>1'55.010</b>	32.958	32.279	21.989	27.784	283.6
11	<b>1'54.539</b>	32.738	32.202	21.986	27.613	285.9
12	<b>1'53.921</b>	32.698	<b>31.946</b>	<b>21.758</b>	<b>27.519</b>	288.1
13	<b>1'54.063</b>	32.526	31.976	21.861	27.700	286.6
14	<b>1'54.396</b>	32.566	32.080	21.935	27.815	284.4
15	1'54.746 *	32.555	32.170*	22.013	28.008	285.1
16	1'54.873 *	32.427	32.281*	22.287	27.878	284.4

## 23rd 45 Tetsuta NAGASHIM Red Bull KTM Ajo JPN

Runs=2	Total laps=17	Full laps=10				
1	2'16.696	31.935	33.801	23.293	27.817	288.1
2	<b>1'56.040</b>	33.155	32.638	22.158	28.089	290.5
3	<b>1'54.857</b>	32.810	32.280	21.958	27.809	<b>292.0</b>
4	1'54.482 *	32.562	32.359*	22.008	<b>27.553</b>	287.4
5	<b>1'54.290</b>	32.480	32.169	21.847	27.794	288.9
6	1'56.789 *	32.771	32.361	22.215	29.442*	287.4

**Fastest Lap:** Augusto FERNANDEZ EG 0,0 Marc VDS SPA **1'52.623** 31.956 31.563 21.669 27.435

These data/results cannot be reproduced, stored and/or transmitted in whole or in part by any manner of electronic, mechanical, photocopying, recording, broadcasting or otherwise now known or herein after developed without the previous express consent by the copyright owner, except for reproduction in daily press and regular printed publications on sale to the public within 60 days of the event related to those data/results and always provided that copyright symbol appears together as follows below.  
© DORNA, 2020

# Free Practice Nr. 1

# Moto2

Lap	Lap Time	T1	T2	T3	T4	Speed	Lap	Lap Time	T1	T2	T3	T4	Speed
7	1'55.809	33.251	32.670	22.080	27.808	288.1	8	10'21.330	28.783	32.938	22.306	27.815	282.9
8	1'54.528	32.515	32.206	22.029	27.778	288.1	9	1'55.781	32.828	32.624	22.620	27.709	282.1
9	1'54.380	32.610	32.209	21.931	27.630	287.4	10	2'01.268 P	33.051	32.434	22.296	33.487	284.4
10	2'03.910 P	33.745	33.347	22.385	34.433	282.1	11	5'45.045	31.478	33.953	22.458	29.254	276.4
11	9'16.868	30.370	33.242	22.434	27.942	285.1	12	1'54.397	32.730	32.062	22.126	27.479	285.9
12	1'55.270	32.895	32.654	21.955	27.766	285.1	13	1'54.219	32.549	32.201	21.881	27.588	282.1
13	1'54.512	32.388	32.494	21.971	27.659	286.6	14	1'59.261	36.480	32.767	22.250	27.764	282.9
14	1'54.126	32.514	32.241	21.795	27.576	286.6	15	2'09.098 P	38.376	32.503	22.535	35.684	275.7
15	1'53.906	32.346	32.156	21.851	27.553	286.6	<b>27th 19 Lorenzo DALLA PO</b> Italtrans Racing Team ITA						
16	1'54.691 *	32.947	32.142	22.059	27.543*	287.4	Runs=3	Total laps=16	Full laps=9				
17	1'54.530 *	32.415	32.366	22.030	27.719*	286.6	1	2'13.017	32.252	34.905	23.698	28.534	285.9

24th 97 Xavi VIERGE	Petronas Sprinta Raci SPA					
Runs=1	Total laps=14	Full laps=10				
1	1'57.218	30.688	33.591	22.678	27.724	287.4
2	1'55.005	32.983	32.267	22.172	27.583	288.1
3	1'54.618	32.402	32.329	22.390	27.497	289.7
4	1'54.046	32.474	32.052	22.053	27.467	288.9
5	1'54.219 *	32.302	32.313*	22.120	27.484	288.9
6	1'53.905 *	32.458	32.027	21.888	27.532*	285.9
7	1'54.426	32.516	32.156	22.003	27.751	283.6
8	1'57.051	32.517	32.130	22.252	30.152	265.5
9	1'54.230	32.540	32.079	21.972	27.639	286.6
10	2'00.760	35.130	34.900	22.904	27.826	285.1
11	1'54.009	32.407	32.117	21.900	27.585	284.4
12	2'01.321	32.509	38.970	22.114	27.728	285.1
13	1'54.027	32.430	32.079	21.875	27.643	286.6
14	2'28.728 P	43.801	42.852	25.124	36.951	270.9

2	1'58.146	34.282	33.084	22.450	28.330	287.4
3	1'56.347	33.353	32.593	22.510	27.891	288.9
4	1'56.723 *	33.445	32.643*	22.730	27.905	290.5
5	2'00.374	33.024	32.539	22.494	32.317	291.2
6	2'01.338 P	33.599	32.651	22.308	32.780	289.7
7	5'08.354	30.227	33.225	22.714	28.253	285.9
8	1'56.319	33.533	32.666	22.212	27.908	288.1
9	1'55.753	33.140	32.482	22.266	27.865	285.9
10	1'57.408 *	33.381	32.642	23.075	28.310*	284.4
11	2'01.755 P	33.305	32.504	22.653	33.293	283.6
12	7'48.940	30.430	32.990	23.398	28.180	287.4
13	1'55.889	33.344	32.355	22.201	27.989	290.5
14	1'54.906	32.858	32.209	22.076	27.763	288.1
15	1'55.562	32.765	32.402	22.547	27.848	288.9
16	1'54.828	32.732	32.237	22.120	27.739	288.9

25th 64 Bo BENDSNEYDER	NTS RW Racing GP NED					
Runs=2	Total laps=15	Full laps=9				
1	2'28.807	31.294	33.688	23.114	28.071	279.2
2	1'55.419	33.281	32.316	22.153	27.669	281.4
3	1'56.869 *	32.821	33.814*	22.194	28.040	272.9
4	1'54.731 *	32.621	32.240*	22.178	27.692	280.0
5	1'54.137	32.467	31.925	21.857	27.888	282.1
6	1'54.458	32.842	32.027	21.942	27.647	285.1
7	1'54.424	32.492	32.012	22.069	27.851	282.1
8	1'54.336	32.487	32.262	21.888	27.699	282.1
9	2'06.061 P	35.962	33.162	22.191	34.746	263.0
10	12'55.507	32.042	34.057	22.948	27.911	280.0
11	1'54.626	32.773	32.171	22.027	27.655	282.9
12	1'55.513	32.457	32.091	23.195	27.770	283.6
13	1'54.453 *	32.551	32.232*	21.942	27.728	282.1
14	1'54.338	32.513	32.193	21.966	27.666	282.1
15	1'54.056	32.397	32.068	21.895	27.696	282.9

28th 27 Andi Farid IZDIHAR	IDEMITSU Honda Te INA					
Runs=2	Total laps=16	Full laps=12				
1	2'08.894	33.179	35.850	23.822	28.354	283.6
2	1'57.629	34.299	33.325	22.186	27.819	285.9
3	1'56.242	33.362	32.685	22.156	28.039	288.1
4	1'55.443	33.094	32.596	21.972	27.781	286.6
5	2'03.962 *	32.885	32.715	22.031	36.331*	289.7
6	1'56.622	33.734	32.649	22.291	27.948	287.4
7	1'58.231	33.422	34.064	22.433	28.312	282.1
8	1'55.969	33.212	32.766	22.042	27.949	283.6
9	2'04.035 P	33.495	32.964	22.413	35.163	285.1
10	11'58.456	32.120	34.535	22.913	28.298	282.1
11	1'56.404	33.258	32.848	22.369	27.929	285.1
12	1'55.701	33.113	32.580	22.157	27.851	286.6
13	1'55.984	33.194	32.437	22.469	27.884	289.7
14	1'55.100	32.879	32.341	22.145	27.735	284.4
15	1'55.175	32.967	32.357	22.044	27.807	286.6
16	1'56.275	32.936	32.779	22.596	27.964	287.4

26th 18 Xavi CARDELUS	Kipin Energy Aspar T AND					
Runs=3	Total laps=15	Full laps=8				
1	2'01.970	31.975	35.081	23.436	28.053	285.1
2	1'56.826	34.057	32.799	22.336	27.634	285.9
3	2'00.111 *	32.767	32.317	22.113	32.914*	285.9
4	1'55.382	32.985	32.487	22.114	27.796	282.1
5	2'02.186	32.947	32.220	28.100	28.919	259.8
6	1'55.095	32.759	32.385	22.310	27.641	285.9
7	2'10.833 P	41.143	32.632	22.205	34.853	281.4

29th 99 Kasma DANIEL	Onexox TKKR SAG T MAL					
Runs=3	Total laps=15	Full laps=7				
1	2'17.828	32.549	34.708	23.351	28.091	285.1
2	1'56.785	33.875	32.851	22.411	27.648	288.1
3	1'56.265	33.239	32.673	22.854	27.499	288.9
4	1'56.143 *	33.134	32.564*	22.891	27.554	289.7
5	1'56.253	33.152	32.583	22.696	27.822	287.4
6	1'55.591 *	32.949	32.482	22.433	27.727*	291.2
7	2'03.748 P	33.076	32.730	22.592	35.350	284.4

**Fastest Lap:** Augusto FERNANDEZ EG 0,0 Marc VDS SPA 1'52.623 31.956 31.563 21.669 27.435

These data/results cannot be reproduced, stored and/or transmitted in whole or in part by any manner of electronic, mechanical, photocopying, recording, broadcasting or otherwise now known or herein after developed without the previous express consent by the copyright owner, except for reproduction in daily press and regular printed publications on sale to the public within 60 days of the event related to those data/results and always provided that copyright symbol appears together as follows below.  
© DORNA, 2020

# Free Practice Nr. 1

Moto2

Lap	Lap Time	T1	T2	T3	T4	Speed	Lap	Lap Time	T1	T2	T3	T4	Speed
8	1'18.163	30.653	34.020	23.544	28.329	280.7							
9	1'58.410 *	33.609	33.226*	23.546	28.029	282.9							
10	<b>1'57.021</b>	33.403	33.019	22.712	27.887	285.1							
11	2'04.098 P	33.357	33.120	22.791	34.830	281.4							
12	3'55.642	31.481	33.723	22.776	28.305	282.9							
13	<b>1'56.831</b>	33.345	32.950	22.564	27.972	281.4							
14	<b>1'56.478</b>	33.045	32.735	22.759	27.939	282.9							
15	<b>1'55.961</b>	<b>32.863</b>	32.743	22.494	27.861	283.6							

**30th 74** **Piotr BIESIEKIRSKI** NTS RW Racing GP POL  
Runs=2 Total laps=16 Full laps=12

1	2'08.797	32.389	35.331	23.603	28.871	279.2							
2	<b>1'59.093</b>	34.290	33.440	23.036	28.327	284.4							
3	<b>1'58.158</b>	33.904	33.044	22.869	28.341	285.9							
4	1'57.140 *	33.434	32.891*	22.690	28.125	284.4							
5	<b>2'02.135</b>	33.497	33.009	23.152	32.477	<b>288.9</b>							
6	<b>1'56.933</b>	33.578	<b>32.755</b>	22.402	28.198	286.6							
7	<b>1'57.226</b>	33.358	32.861	22.672	28.335	280.7							
8	<b>1'57.160</b>	33.523	32.835	22.613	28.189	282.1							
9	2'05.144 P	33.504	32.934	22.589	36.117	258.0							
10	10'34.070	31.088	33.756	22.813	28.384	282.9							
11	<b>1'58.003</b>	33.548	32.868	23.138	28.449	280.7							
12	<b>1'57.074</b>	33.404	32.901	22.620	28.149	282.1							
13	<b>1'57.763</b>	34.076	33.136	22.364	28.187	281.4							
14	<b>1'56.481</b>	<b>33.257</b>	32.792	<b>22.309</b>	28.123	282.9							
15	<b>1'56.470</b>	33.330	32.765	22.314	<b>28.061</b>	280.7							
16	<b>1'56.820</b>	33.280	32.765	22.514	28.261	282.9							

**Fastest Lap:** Augusto FERNANDEZ EG 0,0 Marc VDS SPA **1'52.623** 31.956 31.563 21.669 27.435

These data/results cannot be reproduced, stored and/or transmitted in whole or in part by any manner of electronic, mechanical, photocopying, recording, broadcasting or otherwise now known or herein after developed without the previous express consent by the copyright owner, except for reproduction in daily press and regular printed publications on sale to the public within 60 days of the event related to those data/results and always provided that copyright symbol appears together as follows below.  
© DORNA, 2020

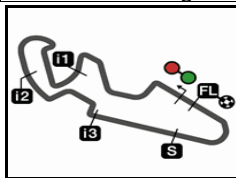
Official MotoGP Timing by TISSOT  
www.motogp.com

Alcañiz, Friday, October 23, 2020

Page 6 of 6







5077 m.

## GRAN PREMIO LIQUI MOLY DE TERUEL

## Free Practice Nr. 1

## Best Partial Times

Moto2™

IT Ideal Lap Time, sum of the best partial times

BT Best Lap Time

T1			T2			T3			T4				
Pos	Rider	Time	Rider	Time	Rider	Time	Rider	Time	Pos	Rider	IT	BT	
1	S.LOWES	31.847	A.FERNANDEZ	31.563	A.FERNANDEZ	21.538	M.BEZZECCHI	27.135	1	S.LOWES	1'52.378	1'52.757 (2)	
2	F.DI GIANNANTO	31.926	S.LOWES	31.659	H.GARZO	21.630	S.LOWES	27.178	2	A.FERNANDEZ	1'52.435	1'52.623 (1)	
3	A.FERNANDEZ	31.956	J.DIXON	31.712	F.DI GIANNANTO	21.681	F.DI GIANNANTO	27.297	3	F.DI GIANNANTO	1'52.727	1'52.988 (3)	
4	R.GARDNER	32.060	S.CHANTRA	31.740	J.DIXON	21.682	H.GARZO	27.297	4	J.DIXON	1'52.876	1'53.011 (4)	
5	J.DIXON	32.083	L.BALDASSARRI	31.767	L.MARINI	21.688	J.MARTIN	27.316	5	L.BALDASSARRI	1'52.942	1'53.182 (6)	
6	J.NAVARRO	32.091	J.NAVARRO	31.767	E.BASTIANINI	21.689	E.PONS	27.317	6	J.NAVARRO	1'52.949	1'53.300 (8)	
7	L.BALDASSARRI	32.154	R.GARDNER	31.792	S.LOWES	21.694	L.BALDASSARRI	27.320	7	R.GARDNER	1'52.969	1'53.314 (9)	
8	M.RAMIREZ	32.168	J.ROBERTS	31.816	L.BALDASSARRI	21.701	J.NAVARRO	27.326	8	M.BEZZECCHI	1'53.140	1'53.290 (7)	
9	M.BEZZECCHI	32.169	F.DI GIANNANTO	31.823	M.SCHROTTER	21.703	R.GARDNER	27.360	9	H.GARZO	1'53.158	1'53.450 (13)	
10	J.ROBERTS	32.194	M.BEZZECCHI	31.849	R.GARDNER	21.757	M.RAMIREZ	27.377	10	J.ROBERTS	1'53.177	1'53.177 (5)	
11	L.MARINI	32.201	S.CORSI	31.852	T.LUTHI	21.758	E.BASTIANINI	27.378	11	E.BASTIANINI	1'53.291	1'53.421 (11)	
12	S.CORSI	32.206	E.PONS	31.854	J.ROBERTS	21.764	A.FERNANDEZ	27.378	12	L.MARINI	1'53.315	1'53.347 (10)	
13	N.BULEGA	32.279	H.GARZO	31.874	J.NAVARRO	21.765	M.SCHROTTER	27.383	13	E.PONS	1'53.341	1'53.541 (14)	
14	X.VIERGE	32.302	M.RAMIREZ	31.889	H.SYHRIN	21.793	J.DIXON	27.399	14	S.CHANTRA	1'53.346	1'53.655 (16)	
15	J.MARTIN	32.303	E.BASTIANINI	31.903	T.NAGASHIMA	21.795	J.ROBERTS	27.403	15	M.SCHROTTE	1'53.393	1'53.555 (15)	
16	S.MANZI	32.307	B.BENDSNEYDE	31.925	N.BULEGA	21.800	S.CHANTRA	27.434	16	S.CORSI	1'53.403	1'53.426 (12)	
17	E.BASTIANINI	32.321	H.SYHRIN	31.934	S.MANZI	21.803	S.CORSI	27.461	17	M.RAMIREZ	1'53.404	1'53.696 (18)	
18	E.PONS	32.337	T.LUTHI	31.946	S.CHANTRA	21.823	L.MARINI	27.466	18	J.MARTIN	1'53.470	1'53.662 (17)	
19	T.LUTHI	32.342	M.SCHROTTER	31.956	E.PONS	21.833	X.VIERGE	27.467	19	T.LUTHI	1'53.565	1'53.873 (22)	
20	T.NAGASHIMA	32.346	L.MARINI	31.960	J.MARTIN	21.841	H.SYHRIN	27.469	19	H.SYHRIN	1'53.565	1'53.790 (20)	
21	S.CHANTRA	32.349	S.MANZI	32.002	B.BENDSNEYDE	21.857	X.CARDELUS	27.479	21	N.BULEGA	1'53.609	1'53.792 (21)	
22	M.SCHROTTER	32.351	J.MARTIN	32.010	X.VIERGE	21.875	S.MANZI	27.499	22	S.MANZI	1'53.611	1'53.778 (19)	
23	H.GARZO	32.357	N.BULEGA	32.012	X.CARDELUS	21.881	K.DANIEL	27.499	23	X.VIERGE	1'53.671	1'54.009 (24)	
24	H.SYHRIN	32.369	X.VIERGE	32.027	S.CORSI	21.884	N.BULEGA	27.518	24	B.BENDSNEY	1'53.826	1'54.056 (25)	

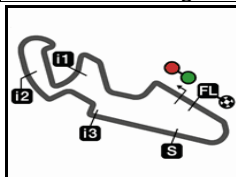
These data/results cannot be reproduced, stored and/or transmitted in whole or in part by any manner of electronic, mechanical, photocopying, recording, broadcasting or otherwise now known or herein after developed without the previous express consent by the copyright owner, except for reproduction in daily press and regular printed publications on sale to the public within 60 days of the event related to those data/results and always provided that copyright symbol appears together as follows below.

© DORNA, 2020

Official MotoGP Timing by TISSOT  
www.motogp.com

moto2™





5077 m.

**GRAN PREMIO LIQUI MOLY DE TERUEL****Free Practice Nr. 1****Best Partial Times****Moto2™***IT* Ideal Lap Time, sum of the best partial times*BT* Best Lap Time

<b>T1</b>		<b>T2</b>		<b>T3</b>		<b>T4</b>				<i>IT</i>	<i>BT</i>	
<i>Pos</i>	<i>Rider</i>	<i>Time</i>	<i>Rider</i>	<i>Time</i>	<i>Rider</i>	<i>Time</i>	<i>Rider</i>	<i>Time</i>	<i>Pos</i>	<i>Rider</i>	<i>IT</i>	<i>BT</i>
25	B.BENDSNEYDE	32.397	X.CARDELUS	32.062	M.RAMIREZ	21.970	T.LUTHI	27.519	25	T.NAGASHIMA	1'53.836	1'53.906 (23)
26	X.CARDELUS	32.549	T.NAGASHIMA	32.142	A.IZDIHAR	21.972	T.NAGASHIMA	27.553	26	X.CARDELUS	1'53.971	1'54.219 (26)
27	L.DALLA PORTA	32.732	L.DALLA PORTA	32.209	M.BEZZECCHI	21.987	B.BENDSNEYDE	27.647	27	L.DALLA POR	1'54.756	1'54.828 (27)
28	K.DANIEL	32.863	A.IZDIHAR	32.341	L.DALLA PORTA	22.076	A.IZDIHAR	27.735	28	A.IZDIHAR	1'54.927	1'55.100 (28)
29	A.IZDIHAR	32.879	K.DANIEL	32.482	P.BIESIEKIRSKI	22.309	L.DALLA PORTA	27.739	29	K.DANIEL	1'55.255	1'55.961 (29)
30	P.BIESIEKIRSKI	33.257	P.BIESIEKIRSKI	32.755	K.DANIEL	22.411	P.BIESIEKIRSKI	28.061	30	P.BIESIEKIRS	1'56.382	1'56.470 (30)

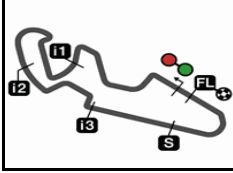
These data/results cannot be reproduced, stored and/or transmitted in whole or in part by any manner of electronic, mechanical, photocopying, recording, broadcasting or otherwise now known or herein after developed without the previous express consent by the copyright owner, except for reproduction in daily press and regular printed publications on sale to the public within 60 days of the event related to those data/results and always provided that copyright symbol appears together as follows below.

© DORNA, 2020

Official MotoGP Timing by **TISSOT**

[www.motogp.com](http://www.motogp.com)






5077 m.

## GRAN PREMIO LIQUI MOLY DE TERUEL

### Free Practice Nr. 1

### Fastest Laps Sequence

<i>Practice Time</i>	 <i>Rider</i>	<i>Nation</i>	<i>Motorcycle</i>	<i>Time</i>	<i>Km/h</i>	<i>Rider's Lap</i>
<b>3'50.407</b>	96 <b>Jake DIXON</b>	GBR	KALEX	<b>1'54.115</b>	160.1	2
<b>4'30.940</b>	22 <b>Sam LOWES</b>	GBR	KALEX	<b>1'53.765</b>	160.6	2
<b>6'24.288</b>	22 <b>Sam LOWES</b>	GBR	KALEX	<b>1'53.348</b>	161.2	3
<b>7'36.254</b>	10 <b>Luca MARINI</b>	ITA	KALEX	<b>1'53.347</b>	161.2	4
<b>7'45.679</b>	72 <b>Marco BEZZECCHI</b>	ITA	KALEX	<b>1'53.290</b>	161.3	4
<b>7'58.294</b>	21 <b>Fabio DI GIANNANTONI</b>	ITA	SPEED UP	<b>1'53.162</b>	161.5	4
<b>10'10.082</b>	22 <b>Sam LOWES</b>	GBR	KALEX	<b>1'52.778</b>	162.0	5
<b>12'02.839</b>	22 <b>Sam LOWES</b>	GBR	KALEX	<b>1'52.757</b>	162.0	6
<b>37'51.908</b>	37 <b>Augusto FERNANDEZ</b>	SPA	KALEX	<b>1'52.623</b>	162.2	14

These data/results cannot be reproduced, stored and/or transmitted in whole or in part by any manner of electronic, mechanical, photocopying, recording, broadcasting or otherwise now known or herein after developed without the previous express consent by the copyright owner, except for reproduction in daily press and regular printed publications on sale to the public within 60 days of the event related to those data/results and always provided that copyright symbol appears together as follows below.

© DORNA, 2020

Official MotoGP Timing by TISSOT  
www.motogp.com

Alcañiz, Friday, October 23, 2020

