


5077 m.

GRAN PREMIO LIQUI MOLY DE TERUEL

Free Practice Nr. 2

Classification

6

		Rider	Nation	Team	Motorcycle	Time	Lap Total	Gap	Top Speed
1	22	Sam LOWES	GBR	EG 0,0 Marc VDS	KALEX	1'51.920	4 17		290.5
2	9	Jorge NAVARRO	SPA	Lightech Speed Up	SPEED UP	1'51.978	14 16	0.058 0.058	289.7
3	40	Hector GARZO	SPA	Flexbox HP 40	KALEX	1'52.180	10 19	0.260 0.202	292.8
4	21	Fabio DI GIANNANTONIO	ITA	Lightech Speed Up	SPEED UP	1'52.209	14 15	0.289 0.029	288.1
5	16	Joe ROBERTS	USA	Tennor American Racing	KALEX	1'52.210	14 16	0.290 0.001	289.7
6	88	Jorge MARTIN	SPA	Red Bull KTM Ajo	KALEX	1'52.335	16 18	0.415 0.125	291.2
7	96	Jake DIXON	GBR	Petronas Sprinta Racing	KALEX	1'52.339	10 19	0.419 0.004	287.4
8	87	Remy GARDNER	AUS	Onexox TKKR SAG Team	KALEX	1'52.348	12 20	0.428 0.009	288.1
9	11	Nicolò BULEGA	ITA	Federal Oil Gresini Moto2	KALEX	1'52.501	19 20	0.581 0.153	288.9
10	57	Edgar PONS	SPA	Federal Oil Gresini Moto2	KALEX	1'52.534	4 12	0.614 0.033	287.4
11	72	Marco BEZZECCHI	ITA	SKY Racing Team VR46	KALEX	1'52.568	6 16	0.648 0.034	289.7
12	55	Hafizh SYAHRIN	MAL	Kipin Energy Aspar Team Moto2	SPEED UP	1'52.644	18 18	0.724 0.076	287.4
13	33	Enea BASTIANINI	ITA	Italtrans Racing Team	KALEX	1'52.720	12 19	0.800 0.076	291.2
14	64	Bo BENDSNEYDER	NED	NTS RW Racing GP	NTS	1'52.777	12 20	0.857 0.057	288.9
15	12	Thomas LUTHI	SWI	Liqui Moly Intact GP	KALEX	1'52.782	11 19	0.862 0.005	292.0
16	35	Somkiat CHANTRA	THA	IDEMITSU Honda Team Asia	KALEX	1'52.826	11 13	0.906 0.044	290.5
17	23	Marcel SCHROTTER	GER	Liqui Moly Intact GP	KALEX	1'52.888	3 18	0.968 0.062	287.4
18	24	Simone CORSI	ITA	MV Agusta Forward Racing	MV AGUSTA	1'52.924	19 20	1.004 0.036	288.1
19	97	Xavi VIERGE	SPA	Petronas Sprinta Racing	KALEX	1'52.925	5 15	1.005 0.001	288.9
20	37	Augusto FERNANDEZ	SPA	EG 0,0 Marc VDS	KALEX	1'52.954	17 19	1.034 0.029	288.1
21	45	Tetsuta NAGASHIMA	JPN	Red Bull KTM Ajo	KALEX	1'52.977	13 20	1.057 0.023	291.2
22	62	Stefano MANZI	ITA	MV Agusta Forward Racing	MV AGUSTA	1'53.082	7 21	1.162 0.105	293.6
23	10	Luca MARINI	ITA	SKY Racing Team VR46	KALEX	1'53.129	5 18	1.209 0.047	287.4
24	42	Marcos RAMIREZ	SPA	Tennor American Racing	KALEX	1'53.156	17 17	1.236 0.027	291.2
25	7	Lorenzo BALDASSARRI	ITA	Flexbox HP 40	KALEX	1'53.253	4 14	1.333 0.097	290.5
26	99	Kasma DANIEL	MAL	Onexox TKKR SAG Team	KALEX	1'53.333	18 18	1.413 0.080	288.1
27	19	Lorenzo DALLA PORTA	ITA	Italtrans Racing Team	KALEX	1'53.564	20 20	1.644 0.231	288.1
28	18	Xavi CARDELUS	AND	Kipin Energy Aspar Team Moto2	SPEED UP	1'53.968	9 16	2.048 0.404	285.9
29	27	Andi Farid IZDIHAR	INA	IDEMITSU Honda Team Asia	KALEX	1'54.128	5 21	2.208 0.160	292.0
30	74	Piotr BIESIEKIRSKI	POL	NTS RW Racing GP	NTS	1'55.084	15 21	3.164 0.956	284.4

Practice condition: **Dry**

Air: 20°

Humidity: 39%

Ground: 26°

Fastest Lap:	Lap: 4	Sam LOWES	1'51.920	163.3 Km/h
Best Race Lap:	2020	Jorge MARTIN	1'52.081	163.0 Km/h
All Time Lap Record:	2020	Sam LOWES	1'51.651	163.6 Km/h

The results are provisional until the end of the limit for protest and appeals.

Time limit for protest expires 30' after publication of the results - Time:

These data/results cannot be reproduced, stored and/or transmitted in whole or in part by any manner of electronic, mechanical, photocopying, recording, broadcasting or otherwise now known or herein after developed without the previous express consent by the copyright owner, except for reproduction in daily press and regular printed publications on sale to the public within 60 days of the event related to those data/results and always provided that copyright symbol appears together as follows below.

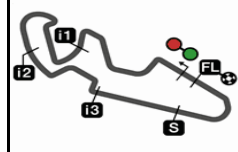
© DORNA, 2020

Official MotoGP Timing by TISSOT
www.motogp.com

Alcañiz, Friday, October 23, 2020

moto2™






5077 m.

GRAN PREMIO LIQUI MOLY DE TERUEL

Free Practice Nr. 2

Combined Free Practice Times

7

	Rider	Nation	Team	MOTORCYCLE	FP1	FP2	Gap	
1	22 S.LOWES	GBR	EG 0,0 Marc VDS	KALEX	1'52.757	6	1'51.920	4
2	9 J.NAVARRO	SPA	Lightech Speed Up	SPEED UP	1'53.300	8	1'51.978	14 0.058 0.058
3	40 H.GARZO	SPA	Flexbox HP 40	KALEX	1'53.450	7	1'52.180	10 0.260 0.202
4	21 F.DI GIANNANTO	ITA	Lightech Speed Up	SPEED UP	1'52.988	13	1'52.209	14 0.289 0.029
5	16 J.ROBERTS	USA	Tennor American Racing	KALEX	1'53.177	16	1'52.210	14 0.290 0.001
6	88 J.MARTIN	SPA	Red Bull KTM Ajo	KALEX	1'53.662	17	1'52.335	16 0.415 0.125
7	96 J.DIXON	GBR	Petronas Sprinta Racing	KALEX	1'53.011	15	1'52.339	10 0.419 0.004
8	87 R.GARDNER	AUS	Onexox TKKR SAG Team	KALEX	1'53.314	17	1'52.348	12 0.428 0.009
9	11 N.BULEGA	ITA	Federal Oil Gresini Moto2	KALEX	1'53.792	11	1'52.501	19 0.581 0.153
10	57 E.PONS	SPA	Federal Oil Gresini Moto2	KALEX	1'53.541	6	1'52.534	4 0.614 0.033
11	72 M.BEZZECCHI	ITA	SKY Racing Team VR46	KALEX	1'53.290	4	1'52.568	6 0.648 0.034
12	37 A.FERNANDEZ	SPA	EG 0,0 Marc VDS	KALEX	1'52.623	14	1'52.954	17 0.703 0.055
13	55 H.SYHRIN	MAL	Kipin Energy Aspar Team Moto2	SPEED UP	1'53.790	15	1'52.644	18 0.724 0.021
14	33 E.BASTIANINI	ITA	Italtrans Racing Team	KALEX	1'53.421	6	1'52.720	12 0.800 0.076
15	64 B.BENDSNEYDEI	NED	NTS RW Racing GP	NTS	1'54.056	15	1'52.777	12 0.857 0.057
16	12 T.LUTHI	SWI	Liqui Moly Intact GP	KALEX	1'53.873	6	1'52.782	11 0.862 0.005
17	35 S.CHANTRA	THA	IDEMITSU Honda Team Asia	KALEX	1'53.655	18	1'52.826	11 0.906 0.044
18	23 M.SCHROTTER	GER	Liqui Moly Intact GP	KALEX	1'53.555	6	1'52.888	3 0.968 0.062
19	24 S.CORSI	ITA	MV Agusta Forward Racing	MV AGUSTA	1'53.426	14	1'52.924	19 1.004 0.036
20	97 X.VIERGE	SPA	Petronas Sprinta Racing	KALEX	1'54.009	11	1'52.925	5 1.005 0.001
21	45 T.NAGASHIMA	JPN	Red Bull KTM Ajo	KALEX	1'53.906	15	1'52.977	13 1.057 0.052
22	62 S.MANZI	ITA	MV Agusta Forward Racing	MV AGUSTA	1'53.778	17	1'53.082	7 1.162 0.105
23	10 L.MARINI	ITA	SKY Racing Team VR46	KALEX	1'53.347	4	1'53.129	5 1.209 0.047
24	42 M.RAMIREZ	SPA	Tennor American Racing	KALEX	1'53.696	4	1'53.156	17 1.236 0.027
25	7 L.BALDASSARRI	ITA	Flexbox HP 40	KALEX	1'53.182	17	1'53.253	4 1.262 0.026
26	99 K.DANIEL	MAL	Onexox TKKR SAG Team	KALEX	1'55.961	15	1'53.333	18 1.413 0.151
27	19 L.DALLA PORTA	ITA	Italtrans Racing Team	KALEX	1'54.828	16	1'53.564	20 1.644 0.231
28	18 X.CARDELUS	AND	Kipin Energy Aspar Team Moto2	SPEED UP	1'54.219	13	1'53.968	9 2.048 0.404
29	27 A.IZDIHAR	INA	IDEMITSU Honda Team Asia	KALEX	1'55.100	14	1'54.128	5 2.208 0.160
30	74 P.BIESIEKIRSKI	POL	NTS RW Racing GP	NTS	1'56.470	15	1'55.084	15 3.164 0.956

Pole Position Record:	2020	Sam LOWES	1'51.651	163.6 Km/h
Best Race Lap:	2020	Jorge MARTIN	1'52.081	163.0 Km/h
All Time Lap Record:	2020	Sam LOWES	1'51.651	163.6 Km/h

The results are provisional until the end of the limit for protest and appeals.

Time limit for protest expires 60' after publication of the results - Mr. Time:

These data/results cannot be reproduced, stored and/or transmitted in whole or in part by any manner of electronic, mechanical, photocopying, recording, broadcasting or otherwise now known or herein after developed without the previous express consent by the copyright owner, except for reproduction in daily press and regular printed publications on sale to the public within 60 days of the event related to those data/results and always provided that copyright symbol appears together as follows below.

© DORNA, 2020

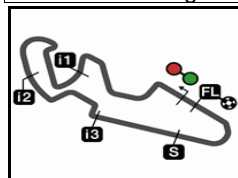
Official MotoGP Timing by TISSOT

www.motogp.com

Alcañiz, Friday, October 23, 2020







5077 m.

GRAN PREMIO LIQUI MOLY DE TERUEL

Free Practice Nr. 2

Top Speed & Average

8



Rider	Nation	Motorcycle	Top 5 speeds					Average	Top
62 Stefano MANZI	ITA	MV AGUSTA	293.6	289.7	288.9	287.4	285.9	289.1	293.6
40 Hector GARZO	SPA	KALEX	292.8	292.8	292.8	291.2	290.5	291.8	292.8
12 Thomas LUTHI	SWI	KALEX	292.0	290.5	289.7	289.7	288.1	289.5	292.0
27 Andi Farid IZDIHAR	INA	KALEX	292.0	289.7	288.1	288.1	288.1	289.2	292.0
33 Enea BASTIANINI	ITA	KALEX	291.2	290.5	289.7	288.9	288.9	289.8	291.2
42 Marcos RAMIREZ	SPA	KALEX	291.2	291.2	290.5	290.5	290.5	290.8	291.2
45 Tetsuta NAGASHIMA	JPN	KALEX	291.2	289.7	288.9	288.9	288.1	289.2	291.2
88 Jorge MARTIN	SPA	KALEX	291.2	288.9	288.9	288.1	288.1	289.0	291.2
7 Lorenzo BALDASSARRI	ITA	KALEX	290.5	290.5	289.7	289.7	288.9	289.9	290.5
22 Sam LOWES	GBR	KALEX	290.5	288.1	288.1	287.4	286.6	287.9	290.5
35 Somkiat CHANTRA	THA	KALEX	290.5	290.5	289.7	288.9	288.1	289.5	290.5
9 Jorge NAVARRO	SPA	SPEED UP	289.7	288.9	288.1	288.1	286.6	288.0	289.7
16 Joe ROBERTS	USA	KALEX	289.7	287.4	287.4	287.4	286.6	287.4	289.7
72 Marco BEZZECCHI	ITA	KALEX	289.7	286.6	286.6	285.1	285.1	286.6	289.7
11 Nicolò BULEGA	ITA	KALEX	288.9	288.1	287.4	287.4	286.6	287.3	288.9
64 Bo BENDSNEYDER	NED	NTS	288.9	285.1	284.4	284.4	284.4	285.4	288.9
97 Xavi VIERGE	SPA	KALEX	288.9	288.1	288.1	287.4	287.4	288.0	288.9
19 Lorenzo DALLA PORTA	ITA	KALEX	288.1	287.4	286.6	286.6	285.9	286.8	288.1
21 Fabio DI GIANNANTONIO	ITA	SPEED UP	288.1	284.4	284.4	284.4	283.6	285.0	288.1
24 Simone CORSI	ITA	MV AGUSTA	288.1	288.1	286.6	285.9	285.1	286.3	288.1
37 Augusto FERNANDEZ	SPA	KALEX	288.1	286.6	286.6	285.9	285.9	286.6	288.1
87 Remy GARDNER	AUS	KALEX	288.1	288.1	285.9	285.9	285.9	286.6	288.1
99 Kasma DANIEL	MAL	KALEX	288.1	288.1	287.4	286.6	286.6	287.2	288.1
10 Luca MARINI	ITA	KALEX	287.4	287.4	286.6	285.9	285.9	286.5	287.4
23 Marcel SCHROTTER	GER	KALEX	287.4	286.6	286.6	285.9	285.9	286.4	287.4
55 Hafizh SYAHRIN	MAL	SPEED UP	287.4	287.4	286.6	286.6	285.9	286.5	287.4
57 Edgar PONS	SPA	KALEX	287.4	287.4	285.9	285.9	285.1	286.3	287.4
96 Jake DIXON	GBR	KALEX	287.4	286.6	286.6	285.9	285.9	286.3	287.4
18 Xavi CARDELUS	AND	SPEED UP	285.9	284.4	284.4	284.4	283.6	284.3	285.9
74 Piotr BIESIEKIRSKI	POL	NTS	284.4	283.6	283.6	283.6	282.9	283.5	284.4

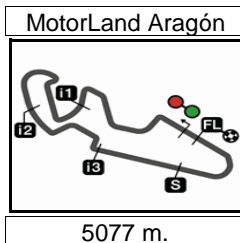
These data/results cannot be reproduced, stored and/or transmitted in whole or in part by any manner of electronic, mechanical, photocopying, recording, broadcasting or otherwise now known or herein after developed without the previous express consent by the copyright owner, except for reproduction in daily press and regular printed publications on sale to the public within 60 days of the event related to those data/results and always provided that copyright symbol appears together as follows below.

© DORNA, 2020

Official MotoGP Timing by TISSOT
www.motogp.com

Alcañiz, Friday, October 23, 2020





GRAN PREMIO LIQUI MOLY DE TERUEL

Free Practice Nr. 2

Chronological Analysis of Performances

9

* Lap / Sector time cancelled T1 Time from finish line to 1st intermediate T3 Time from 2nd intermed. to 3rd intermed.
P Crossing the finish line in pit lane T2 Time from 1st intermed. to 2nd intermed. T4 Time from 3rd intermediate to finish line

Lap	Lap Time	T1	T2	T3	T4	Speed	Lap	Lap Time	T1	T2	T3	T4	Speed
1st 22 Sam LOWES EG 0,0 Marc VDS GBR													
Runs=3 Total laps=17 Full laps=11													
1	2'44.146	30.464	32.765	22.733	27.460	287.4	6	2'03.733 P	33.306	34.803	22.084	33.540	287.4
2	1'52.762	32.174	31.562	21.768	27.258	288.1	7	12'13.205	29.645	32.963	22.671	27.393	286.6
3	1'52.050	31.764	31.502	21.672	27.112	288.1	8	1'52.734	32.229	31.549	21.687	27.269	292.8
4	1'51.920	31.725	31.493	21.642	27.060	290.5	9	1'54.283 *	32.70*	31.946	22.106	27.528	288.1
5	1'52.371	31.731	31.921	21.516	27.203	285.9	10	1'52.180	31.918	31.518	21.538	27.206	292.8
6	1'52.487	31.937	31.583	21.669	27.298	285.9	11	1'59.982	35.360	33.612	21.875	29.135	280.7
7	1'54.343	31.764	32.927	22.298	27.354	285.9	12	1'52.502	32.063	31.597	21.670	27.172	291.2
8	2'01.196 P	31.984	32.223	22.945*	34.044	283.6	13	1'53.615	32.907	31.597	21.826	27.285	287.4
9	8'23.612	29.406	32.372	22.046	27.534	283.6	14	2'02.012 *	32.224	34.551*	24.511	30.726*	269.5
10	1'53.111	32.217	31.920	21.682	27.292	286.6	15	2'08.575 P	35.05*	36.928*	22.603*	33.994	284.4
11	1'53.121	31.867	32.175	21.814	27.265	285.1	16	7'46.983	34.163	33.408	22.042	29.443	246.2
12	1'52.447	31.852	31.785	21.604	27.206	285.1	17	1'54.763 *	32.288	32.542	22.060	27.873*	284.4
13	1'52.143	31.880	31.601	21.495	27.167	286.6	18	1'54.352	32.057	31.724	21.914	28.657	280.0
14	1'52.084	31.789	31.526	21.566	27.203	285.1	19	1'56.840 *	32.210	35.390*	21.854	27.386	287.4
15	1'52.282 *	31.795	31.614	21.619*	27.254	285.1							
16	3'12.681 P	31.975	1'10.877*	39.021*	50.808	159.8							
17	13'38.729	32.233	34.069	22.726	28.308	278.5							
4th 21 Fabio DI GIANNANT Lightech Speed Up ITA													
Runs=3 Total laps=15 Full laps=8													
1	2'37.627	30.848	33.075	22.802	27.784	279.2							
2	1'56.776	34.056	32.903	22.251	27.566	281.4							
3	1'53.540	32.144	32.078	21.829	27.489	284.4							
4	1'54.567	32.104	31.831	21.793	28.839	284.4							
5	2'02.714 P	32.490	33.256	22.744	34.224	282.9							
6	18'51.629	31.866	33.544	22.281	27.738	277.8							
7	1'52.819	32.068	31.729	21.660	27.362	281.4							
8	1'52.396	31.781	31.771	21.511	27.333	281.4							
9	1'52.214 *	31.751	31.609	21.517	27.337*	282.1							
10	1'52.528	31.817	31.780	21.572	27.359	282.9							
11	2'08.606 P	34.41*	36.094*	23.021*	35.080	278.5							
12	8'36.122	32.899	32.719	22.046	27.493	283.6							
13	1'53.236 *	32.095	31.849	21.919	27.373*	284.4							
14	1'52.209	31.728	31.519	21.611	27.351	288.1							
15	1'52.524	31.873	31.665	21.617	27.369	282.9							
2nd 9 Jorge NAVARRO Lightech Speed Up SPA													
Runs=4 Total laps=16 Full laps=8													
1	2'11.062	31.969	33.471	23.078	34.562	201.0							
2	1'54.007	32.615	31.950	21.778	27.664	288.9							
3	1'53.014	32.370	31.669	21.798	27.177	289.7							
4	1'52.930	32.177	31.567	21.944	27.242	288.1							
5	2'03.220 P	32.193	31.790	21.867	37.370	288.1							
6	13'57.340	29.410	33.080	22.235	27.701	282.1							
7	1'53.298	32.311	31.908	21.726	27.353	286.6							
8	1'53.228 *	32.23*	31.899	21.747	27.350	285.9							
9	2'02.609 P	32.180	31.780	21.823	36.826	285.9							
10	5'50.574 *	29.498	32.805	22.449*	28.715	256.1							
11	1'59.688 P	32.111	31.452	21.524*	34.601	234.5							
12	7'44.258	29.506	32.670	22.035	27.425	284.4							
13	1'52.264	32.089	31.561	21.469	27.145	284.4							
14	1'51.978	31.843	31.513	21.487	27.135	285.9							
15	1'52.110	31.909	31.438	21.554	27.209	285.9							
16	1'52.482	31.911	31.681	21.718	27.172	286.6							
3rd 40 Hector GARZO Flexbox HP 40 SPA													
Runs=3 Total laps=19 Full laps=10													
1	2'02.123	32.464	34.764	22.691	28.068	290.5							
2	1'54.019	32.438	32.402	21.961	27.218	292.8							
3	1'52.821	32.078	31.719	21.786	27.238	290.5							
4	1'53.456	32.638	31.758	21.745	27.315	289.7							
5	1'52.911	32.236	31.769	21.640	27.266	288.1							
5th 16 Joe ROBERTS Tennor American Raci USA													
Runs=4 Total laps=16 Full laps=9													
1	2'39.355	31.067	33.667	22.584	27.919	286.6							
2	1'54.041	32.590	32.123	21.836	27.492	286.6							
3	1'53.159	32.290	31.689	21.746	27.434	287.4							
4	1'52.911	32.095	31.690	21.717	27.409	287.4							
5	1'54.549	32.475	32.799	21.785	27.490	287.4							
6	2'01.510 P	32.212	31.990	23.794	33.514	284.4							
7	11'37.796	29.288	33.175	22.037	27.735	285.1							
8	1'53.894	32.320	31.935	21.987	27.652	286.6							
9	1'52.929	32.052	31.699	21.821	27.357	289.7							
10	1'59.177 P	32.071	31.891	21.935	33.280	285.9							
11	6'19.707 *	31.282	32.733	22.197*	27.758	280.7							

Fastest Lap: Sam LOWES EG 0,0 Marc VDS GBR **1'51.920** 31.725 31.493 21.642 27.060

These data/results cannot be reproduced, stored and/or transmitted in whole or in part by any manner of electronic, mechanical, photocopying, recording, broadcasting or otherwise now known or herein after developed without the previous express consent by the copyright owner, except for reproduction in daily press and regular printed publications on sale to the public within 60 days of the event related to those data/results and always provided that copyright symbol appears together as follows below.
© DORNA, 2020



Free Practice Nr. 2

Moto2

Lap	Lap Time	T1	T2	T3	T4	Speed	Lap	Lap Time	T1	T2	T3	T4	Speed		
12	2'04.559	P	31.983	35.043*	22.956*	34.577	279.2	6	2'00.301	37.838	32.401	22.211	27.851	285.9	
13	8'37.216		29.018	32.592	21.811	27.436	282.9	7	1'53.285	32.032	31.886	21.833	27.534	288.1	
14	1'52.210		31.833	31.529	21.541	27.307	285.1	8	2'09.103	P	32.262	37.074	22.751*	37.016	237.6
15	1'52.360		31.886	31.561	21.567	27.346	284.4	9	10'34.415	*	32.019	35.152	25.839	28.038*	282.9
16	1'52.475		31.924	31.547	21.635	27.369	285.1	10	1'52.854		32.206	31.539	21.756	27.353	285.9

6th		88	Jorge MARTIN	Red Bull KTM Ajo	SPA		
		Runs=4	Total laps=18	Full laps=9			
1	2'23.730		28.792	33.147	22.456	27.671	285.1
2	1'53.555		32.494	31.967	21.742	27.352	288.9
3	1'53.550		32.259	31.880	21.874	27.537	291.2
4	1'53.219		32.222	31.892	21.758	27.347	288.1
5	1'53.233		32.228	31.916	21.772	27.317	288.9
6	2'03.353	P	35.605	32.413*	22.191	33.144	288.1
7	12'14.474		28.250	33.118	22.236	27.873	282.1
8	1'54.323		32.786	32.253	21.924	27.360	286.6
9	1'53.598		32.386	31.982	21.837	27.393	286.6
10	1'53.208	*	32.228	31.881*	21.757	27.342	285.9
11	2'03.242	P	34.321	33.336*	22.670	32.915	284.4
12	5'17.957	*	31.964	37.020	22.043*	27.419*	283.6
13	2'03.827	P	34.12*	34.862*	22.511*	32.331	283.6
14	5'46.332		27.926	32.732	22.022	27.446	285.1
15	1'52.348		32.054	31.579	21.554	27.161	287.4
16	1'52.335		32.015	31.607	21.582	27.131	287.4
17	1'52.156	*	31.889	31.506	21.508	27.253*	287.4
18	1'55.780		34.235	32.402	21.629	27.514	285.9

7th		96	Jake DIXON	Petronas Sprinta Raci	GBR		
		Runs=3	Total laps=19	Full laps=12			
1	1'57.721		30.664	33.197	22.713	27.753	286.6
2	1'54.651		32.782	32.015	22.265	27.589	285.1
3	1'53.931		32.489	31.946	21.969	27.527	285.9
4	1'53.653		32.236	31.966	21.821	27.630	285.1
5	1'53.598	*	32.264	31.902*	21.855	27.577	283.6
6	2'02.498	P	32.357	31.835	22.975	35.331	280.0
7	12'31.516		30.880	34.672	22.567	28.956	268.8
8	1'55.675		32.309	33.608	22.193	27.565	285.1
9	1'52.384		31.887	31.512	21.738	27.247	285.9
10	1'52.339		31.831	31.510	21.633	27.365	284.4
11	1'57.506		34.029	33.655	22.330	27.492	286.6
12	1'52.504		32.013	31.534	21.633	27.324	284.4
13	1'52.421	*	31.847	31.541	21.642*	27.391	284.4
14	1'59.622	P	31.881	31.653	21.742*	34.346	285.9
15	8'04.593		28.377	32.521	21.983	27.469	287.4
16	1'53.453		32.367	31.927	21.701	27.458	285.1
17	1'52.732		31.911	31.838	21.550	27.433	285.9
18	1'58.379		32.084	33.413	22.346	30.536	266.8
19	1'52.719		32.086	31.545	21.751	27.337	285.9

8th		87	Remy GARDNER	Onexox TKKR SAG T	AUS		
		Runs=3	Total laps=20	Full laps=11			
1	2'08.273		31.024	33.602	22.935	28.305	282.9
2	1'53.821		32.587	31.911	21.811	27.512	285.9
3	1'53.402	*	32.193	31.787*	21.867	27.555	285.9
4	1'53.164		32.234	31.644	21.902	27.384	288.1
5	1'53.950		32.290	32.113	21.833	27.714	282.1

11	1'52.524		31.847	31.515	21.746	27.416	283.6
12	1'52.348		31.897	31.522	21.526	27.403	283.6
13	1'52.598	*	31.882	31.593*	21.552	27.571	281.4
14	1'52.607	*	31.943	31.522	21.632*	27.510	281.4
15	2'18.494	P	34.072	44.114*	24.735*	35.573	272.2
16	7'58.787		29.551	34.890	22.529	27.763	282.1
17	1'53.507	*	32.25*	31.928	21.714	27.609*	282.1
18	1'52.923		31.998	31.764	21.693	27.468	282.9
19	1'52.798		31.964	31.698	21.607	27.529	281.4
20	2'00.636		36.014	34.083	22.319	28.220	278.5

9th		11	Nicolò BULEGA	Federal Oil Gresini M	ITA		
		Runs=4	Total laps=20	Full laps=10			
1	2'01.567		31.763	33.788	22.336	27.970	285.9
2	2'04.447	*	32.875	32.402	29.296	29.874*	258.6
3	1'54.744		32.735	32.289	22.002	27.718	286.6
4	1'54.401		32.864	32.125	21.829	27.583	286.6
5	1'54.611		32.696	32.084	21.971	27.860	285.9
6	1'54.229		32.546	32.116	22.011	27.556	287.4
7	1'53.970		32.406	32.087	21.927	27.550	288.1
8	2'10.097	P	32.441	38.447	22.918*	36.291	287.4
9	7'55.762		30.126	34.695	22.327	27.967	280.7
10	1'55.315		32.706	32.235	22.042	28.332	272.2
11	1'54.244	*	32.45*	32.190	21.917	27.680	284.4
12	2'00.443	P	32.426	32.130	22.011	33.876	258.6
13	5'08.394	*	32.364	34.803	22.389	27.696*	280.0
14	1'53.285	*	32.369	31.828	21.689*	27.399	282.1
15	2'05.883	P	32.05*	36.659*	22.837*	34.333	274.3
16	6'45.727		34.281	34.333	23.748	27.681	286.6
17	1'53.813		32.799	31.889	21.637	27.488	283.6
18	1'52.841		32.117	31.775	21.575	27.374	284.4
19	1'52.501		31.886	31.617	21.615	27.383	286.6
20	1'52.764		32.009	31.779	21.629	27.347	288.9

10th		57	Edgar PONS	Federal Oil Gresini M	SPA		
		Runs=3	Total laps=13	Full laps=9			
1	2'28.129		37.575	33.587	22.810	29.382	254.9
2	1'53.960		32.712	31.939	21.865	27.444	285.9
3	1'52.696		32.197	31.667	21.642	27.190	285.1
4	1'52.534		31.975	31.646	21.638	27.275	287.4
5	1'52.582		32.102	31.510	21.670	27.300	287.4
6	1'54.253		32.674	32.278	21.879	27.422	285.9
	unfinished		32.256				
7	2'17.520	P	31.977	40.655	27.266	37.622	252.0
8	6'56.913		33.682	33.375	22.361	27.673	284.4
9	1'54.201	*	32.68*	32.130	21.891	27.491	284.4
10	1'53.671		32.563	31.833	21.817	27.458	282.9
11	1'53.612		32.306	31.915	21.870	27.521	282.9
12	1'53.387		32.282	31.750	21.796	27.559	282.1

Fastest Lap: Sam LOWES EG 0,0 Marc VDS GBR 1'51.920 31.725 31.493 21.642 27.060

These data/results cannot be reproduced, stored and/or transmitted in whole or in part by any manner of electronic, mechanical, photocopying, recording, broadcasting or otherwise now known or herein after developed without the previous express consent by the copyright owner, except for reproduction in daily press and regular printed publications on sale to the public within 60 days of the event related to those data/results and always provided that copyright symbol appears together as follows below.
© DORNA, 2020

Free Practice Nr. 2

Moto2

Lap	Lap Time	T1	T2	T3	T4	Speed	Lap	Lap Time	T1	T2	T3	T4	Speed	
11th	72	Marco BEZZECCHI SKY Racing Team VR ITA						15	2'05.479 P	34.31*	35.136*	22.460*	33.571	280.0
		Runs=4	Total laps=16	Full laps=8			16	7'36.155	31.202	33.221	21.771	30.652	226.6	
1	2'55.292	29.364	33.044	22.459	28.122	280.0	17	1'55.371	32.179	31.704	23.811	27.677	284.4	
2	1'53.354	32.292	31.868	21.845	27.349	289.7	18	1'52.760	32.164	31.652	21.503	27.441	285.9	
3	1'54.182	32.266	32.837	21.931	27.148	286.6	19	1'56.472	32.224	34.710	22.130	27.408	288.9	
4	1'54.285	31.984	31.886	21.740	28.675	286.6	14th 64 Bo BENDSNEYDER NTS RW Racing GP NED							
5	1'52.909	32.298	31.672	21.715	27.224	283.6		Runs=3	Total laps=20	Full laps=11				
6	1'52.568	32.080	31.745	21.530	27.213	285.1	1	2'03.717	31.337	33.876	22.609	28.299	272.9	
7	1'53.788 *	31.918	32.796*	21.755	27.319	285.1	2	1'54.767	32.660	32.436	22.033	27.638	283.6	
8	2'05.144 P	31.975	32.434*	22.317*	38.418	244.0	3	1'54.281	32.690	32.023	21.947	27.621	284.4	
9	8'13.963	29.021	32.711	21.998	27.456	282.1	4	1'53.693	32.450	31.899	21.823	27.521	283.6	
10	3'59.388 P	2'22.706	38.915	23.924	33.843	280.7	5	2'04.460 *	41.182	33.605*	22.017	27.656	284.4	
11	10'21.652 P	32.336	36.940*	22.939*	34.749	282.1	6	2'05.054 P	32.554	32.136	21.950	38.414	284.4	
12	6'55.743	29.089	32.947	22.524	27.759	282.1	7	11'52.080	30.791	33.490	22.941	27.580	281.4	
13	1'53.781 *	32.65*	31.888*	21.799	27.439	282.9	8	1'53.302	32.257	31.845	21.859	27.341	288.9	
14	1'52.990	32.132	31.760	21.714	27.384	282.9	9	1'53.082 *	32.14*	31.807	21.719	27.407	282.1	
15	1'54.110	32.561	32.285	21.926	27.338	282.9	10	1'53.141	32.071	31.694	21.871	27.505	281.4	
16	1'52.914	32.009	31.689	21.959	27.257	282.9	11	1'53.040	32.104	31.717	21.742	27.477	280.7	
12th 55 Hafizh SYAHRIN Kipin Energy Aspar T MAL							12	1'52.777	32.061	31.670	21.675	27.371	282.1	
		Runs=4	Total laps=18	Full laps=11			13	1'52.937	32.113	31.739	21.623	27.462	281.4	
1	2'00.764	32.355	34.061	22.678	28.135	282.1	14	1'53.287 *	32.229	31.854	21.693	27.511*	282.1	
2	1'54.657	32.932	32.271	21.855	27.599	286.6	15	2'12.717 P	37.49*	38.738*	23.121*	33.363	278.5	
3	2'00.441	37.568	33.055	22.260	27.558	287.4	16	6'22.423	32.083	32.735	22.172	27.878	283.6	
4	1'53.539	32.448	31.779	21.844	27.468	285.9	17	1'53.506 *	32.46*	31.918	21.721	27.404	285.1	
5	1'53.645	32.335	31.865	21.932	27.513	287.4	18	1'53.345	32.169	31.849	21.807	27.520	282.1	
6	2'00.121	32.536	36.164	23.759	27.662	285.9	19	1'53.618	32.247	31.901	21.828	27.642	280.0	
7	1'53.524	32.391	31.858	21.797	27.478	286.6	20	1'53.176	32.097	31.828	21.704	27.547	282.1	
8	2'19.400 P	37.286	41.027	24.260*	36.827	262.3	15th 12 Thomas LUTHI Liqui Moly Intact GP SWI							
9	9'00.810	30.791	33.931	22.848	27.959	282.1		Runs=3	Total laps=19	Full laps=12				
10	1'54.673 *	32.88*	32.223	21.865	27.699	282.9	1	2'02.708	31.828	33.536	22.529	27.833	288.1	
11	1'54.104	32.599	31.929	21.782	27.794	282.1	2	1'54.137	32.555	32.153	21.961	27.468	289.7	
12	2'06.907 P	36.546	34.291	22.803	33.267	281.4	3	1'54.245	32.498	32.180	22.102	27.465	292.0	
13	6'33.667 P	34.491	36.799*	23.012	37.072	266.8	4	2'04.783	40.936	34.344	21.997	27.506	288.1	
14	8'06.412	30.304	34.643	22.374	27.494	285.1	5	1'53.686	32.283	31.951	21.982	27.470	289.7	
15	1'53.362	32.395	31.884	21.798	27.285	285.9	6	1'53.950	32.498	31.998	21.941	27.513	290.5	
16	1'52.858	32.093	31.658	21.642	27.465	285.9	7	1'59.556 P	32.451	31.947	22.127	33.031	258.6	
17	1'58.816	32.916	32.702	25.764	27.434	284.4	8	12'08.968	33.284	34.219	24.967	27.903	281.4	
18	1'52.644	32.121	31.609	21.615	27.299	285.1	9	1'52.893	32.344	31.720	21.643	27.186	288.1	
13th 33 Enea BASTIANINI Italtrans Racing Team ITA							10	1'53.342 *	32.123	31.895*	21.844	27.480	284.4	
		Runs=3	Total laps=19	Full laps=12			11	1'52.782	32.107	31.600	21.662	27.413	286.6	
1	2'10.204	30.752	33.803	22.468	27.974	286.6	12	1'52.858	32.003	31.709	21.761	27.385	284.4	
2	1'54.119	32.729	32.106	21.734	27.550	288.1	13	1'52.888	32.122	31.646	21.643	27.477	285.1	
3	1'53.658	32.377	31.924	21.777	27.580	288.9	14	2'01.705 *	32.609	35.810*	22.494	30.792*	254.9	
4	1'53.637	32.523	31.835	21.843	27.436	291.2	15	2'04.900 P	33.88*	35.029*	22.344*	33.639	282.9	
5	1'54.903	32.453	32.131	22.360	27.959	282.9	16	7'35.743	29.294	32.606	21.911	27.566	282.1	
6	1'55.923	33.487	32.382	22.183	27.871	286.6	17	1'57.397	32.341	31.908	25.236	27.912	282.1	
7	1'53.496	32.318	31.916	21.726	27.536	290.5	18	1'53.549	32.283	31.830	21.793	27.643	286.6	
8	2'06.025 P	32.364	37.599	22.576*	33.486	285.1	19	1'53.542	32.268	31.888	21.778	27.608	284.4	
9	11'56.693	31.027	32.925	21.950	27.481	286.6	16th 35 Somkiat CHANTRA IDEMITSU Honda Te THA							
10	1'52.761	32.153	31.637	21.565	27.406	289.7		Runs=2	Total laps=14	Full laps=8				
11	1'57.783	34.783	32.578	22.325	28.097	277.1	1	2'02.946	31.970	33.837	22.658	27.733	288.9	
12	1'52.720	32.138	31.703	21.420	27.459	285.1	2	1'54.459	32.732	32.238	21.994	27.495	288.1	
13	1'52.535 *	32.059	31.631	21.443	27.402*	284.4	3	1'53.951 *	32.522	31.963*	21.976	27.490	289.7	
14	2'04.547 *	34.672	36.640*	22.364	30.871*	264.2	Fastest Lap: Sam LOWES EG 0,0 Marc VDS GBR 1'51.920 31.725 31.493 21.642 27.060							

These data/results cannot be reproduced, stored and/or transmitted in whole or in part by any manner of electronic, mechanical, photocopying, recording, broadcasting or otherwise now known or herein after developed without the previous express consent by the copyright owner, except for reproduction in daily press and regular printed publications on sale to the public within 60 days of the event related to those data/results and always provided that copyright symbol appears together as follows below.



Free Practice Nr. 2

Moto2

Lap	Lap Time	T1	T2	T3	T4	Speed	Lap	Lap Time	T1	T2	T3	T4	Speed	
4	1'54.042	32.471	32.009	21.948	27.614	285.9	19th 97	Xavi VIERGE			Petronas Sprinta Raci SPA			
5	2'05.746	43.712	32.381	22.094	27.559	290.5		Runs=3	Total laps=15		Full laps=8			
6	1'54.373	32.561	32.044	22.101	27.667	290.5		1	2'13.921	30.227	33.475	22.518	30.979	210.4
7	1'54.032	32.651	31.953	21.889	27.539	287.4		2	1'53.812	32.446	32.032	21.968	27.366	288.1
8	2'07.991 P	32.480	36.369	22.944*	36.198	286.6		3	1'53.110	32.231	31.761	21.819	27.299	288.9
9	9'54.801	32.506	37.492	23.396	30.457	247.3		4	1'53.160	32.141	31.940	21.809	27.270	287.4
10	1'57.403 *	32.97*	35.019*	21.981	27.430	285.9		5	1'52.925	32.076	31.701	21.856	27.292	288.1
11	1'52.826	32.116	31.651	21.551	27.508	283.6		6	2'01.769	32.717	32.393	25.435	31.224	271.5
12	1'56.809	32.486	33.512	22.281	28.530	264.9		7	2'00.330 P	32.073	31.885	21.999	34.373	281.4
13	1'55.783	32.250	31.832	24.243	27.458	282.9		8	20'20.144	32.525	32.904	22.334	27.661	281.4
unfinished	32.077	31.636						9	1'54.041 *	32.371	31.995	22.127*	27.548	282.9
17th 23	Marcel SCHROTTE			Liqui Moly Intact GP GER				10	2'04.906 P	32.336	34.239*	24.206*	34.125	282.1
	Runs=4	Total laps=18		Full laps=10				11	7'27.618	33.045	32.676	22.533	28.999	250.2
1	2'26.436	30.956	33.788	23.114	29.485	250.2		12	1'53.645 *	32.33*	31.920	22.017	27.378	286.6
2	1'53.468	32.497	31.832	21.776	27.363	286.6		13	1'53.516	32.130	31.895	22.078	27.413	287.4
3	1'52.888	32.322	31.663	21.611	27.292	287.4	14	1'53.531	32.309	31.802	21.995	27.425	285.1	
4	1'53.325	32.257	31.824	21.713	27.531	285.9	15	2'14.504	36.797	40.714	28.569	28.424	280.0	
5	1'52.992	32.171	31.769	21.672	27.380	286.6	20th 37	Augusto FERNAND			EG 0,0 Marc VDS SPA			
6	1'53.521	32.450	31.834	21.779	27.458	285.9	Runs=4	Total laps=19		Full laps=11				
7	1'53.694	32.443	31.824	21.818	27.609	285.9	1	2'38.279	30.839	33.298	25.023	27.811	284.4	
8	2'09.177 P	32.520	37.633	23.227*	35.797	282.9	2	1'53.621	32.397	31.902	21.773	27.549	285.9	
9	10'00.848 *	30.207	32.763	22.128	27.967*	280.7	3	1'53.480	32.322	31.932	21.724	27.502	285.1	
10	1'54.178	32.568	32.021	21.974	27.615	284.4	4	1'53.351 *	32.263	31.877	21.688	27.523*	285.1	
11	1'53.897	32.484	31.900	21.881	27.632	283.6	5	1'55.511	33.208	32.987	21.872	27.444	288.1	
12	1'59.292 P	32.442	31.945	21.772	33.133	284.4	6	1'56.406	32.470	32.249	22.067	29.620	266.8	
13	6'22.225 P	31.394	37.029*	23.012*	33.915	282.9	7	1'56.787	32.438	34.481	22.133	27.735	283.6	
14	7'13.356	31.844	32.638	22.096	27.780	282.9	8	2'03.492 P	32.443	33.601*	23.694*	33.754	282.9	
15	1'55.357 *	32.932	32.887	21.937	27.601*	283.6	9	7'57.347	28.490	33.098	22.178	30.490	228.1	
16	1'54.295	32.528	32.042	22.010	27.715	282.1	10	1'53.936	32.356	32.266	21.748	27.566	283.6	
17	1'54.324 *	32.617	31.910	21.899	27.898*	281.4	11	1'53.793 *	32.224	31.999*	22.147	27.423	286.6	
18	1'54.315	32.742	31.998	21.892	27.683	282.1	12	1'52.959	32.140	31.729	21.620	27.470	286.6	
18th 24	Simone CORSI			MV Agusta Forward R ITA			13	2'00.031 P	33.377	32.607*	21.824	32.223	284.4	
	Runs=4	Total laps=20		Full laps=12			14	6'51.378 P	31.618	39.058*	23.285*	34.033	277.1	
1	2'08.392	30.673	33.681	22.748	28.126	288.1	15	6'40.115	28.626	32.913	21.830	27.500	285.9	
2	1'54.231	32.799	32.138	21.829	27.465	285.9	16	1'53.078	32.227	31.804	21.577	27.470	283.6	
3	1'53.394	32.188	31.830	21.999	27.377	288.1	17	1'52.954	32.175	31.679	21.610	27.490	284.4	
4	1'54.224	32.726	32.081	21.985	27.432	285.1	18	1'53.239	32.172	31.850	21.617	27.600	283.6	
5	1'52.976	32.074	31.776	21.830	27.296	286.6	19	1'53.631	32.342	31.898	21.628	27.763	282.9	
6	1'55.161	32.887	32.424	22.165	27.685	282.1	21st 45	Tetsuta NAGASHIM			Red Bull KTM Ajo JPN			
7	1'55.467	33.111	32.787	22.044	27.525	285.1	Runs=3	Total laps=20		Full laps=11				
8	2'07.021 P	32.411	36.019	23.069	35.522	280.7	1	1'58.022	30.545	33.242	22.576	27.658	288.1	
9	8'06.482	30.249	33.736	22.562	27.917	280.0	2	1'54.555	32.946	32.153	22.018	27.438	288.9	
10	1'54.384	32.505	32.104	21.903	27.872	282.9	3	1'54.073	32.556	32.095	21.989	27.433	289.7	
11	1'53.172 *	32.15*	31.813	21.798	27.409	285.1	4	1'53.721	32.495	32.034	21.801	27.391	288.9	
12	1'52.957	32.101	31.711	21.743	27.402	283.6	5	1'53.514 *	32.256	31.913*	21.736	27.609	288.1	
13	2'01.950 P	33.133	32.677	22.329	33.811	279.2	6	1'54.051	32.323	31.980	21.956	27.792	285.9	
14	5'44.683 *	31.188	33.255	22.351	28.105*	277.1	7	1'58.194 *	32.616	32.590*	25.241	27.747	287.4	
15	2'06.257 P	33.76*	35.795*	22.824*	33.871	280.7	8	2'06.479 P	32.577	35.741	22.946	35.215	282.1	
16	5'47.832	28.468	32.394	21.992	27.408	282.9	9	10'45.967	31.385	33.881	22.237	31.857	266.8	
17	1'52.979	32.143	31.719	21.687	27.430	282.1	10	1'53.492	32.272	32.056	21.821	27.343	291.2	
18	1'54.806	32.500	31.855	22.959	27.492	283.6	11	1'53.587 *	31.987	31.804*	22.378	27.418*	287.4	
19	1'52.924	32.184	31.716	21.621	27.403	282.9	12	1'53.082	32.070	31.964	21.663	27.385	286.6	
20	1'56.216	32.080	32.046	24.066	28.024	275.0	13	1'52.977	32.064	31.870	21.609	27.434	285.9	
							14	1'53.553	32.242	32.014	21.855	27.442	285.1	

Fastest Lap: Sam LOWES EG 0,0 Marc VDS GBR **1'51.920** 31.725 31.493 21.642 27.060

These data/results cannot be reproduced, stored and/or transmitted in whole or in part by any manner of electronic, mechanical, photocopying, recording, broadcasting or otherwise now known or herein after developed without the previous express consent by the copyright owner, except for reproduction in daily press and regular printed publications on sale to the public within 60 days of the event related to those data/results and always provided that copyright symbol appears together as follows below.
© DORNA, 2020

Free Practice Nr. 2

Moto2

Lap	Lap Time	T1	T2	T3	T4	Speed	Lap	Lap Time	T1	T2	T3	T4	Speed		
15	2'06.048	P	32.212	35.591*	23.600*	34.645	278.5	3	1'54.967	*	32.564	32.646*	22.278	27.479	290.5
16	7'40.820		30.603	33.121	22.207	27.589	285.1	4	1'53.559		32.429	31.906	21.864	27.360	289.7
17	1'53.531		32.359	31.964	21.685	27.523	285.1	5	1'53.343		32.254	31.786	21.803	27.500	291.2
18	1'53.132		32.031	31.908	21.599	27.594	286.6	6	2'03.272	P	33.196	33.218	22.638	34.220	277.8
19	1'53.300		32.058	31.939	21.653	27.650	283.6	7	11'41.110		28.158	34.284	22.671	27.801	286.6
20	1'53.447	*	32.105	32.047*	21.759	27.536*	284.4	8	1'54.118		32.516	32.277	21.842	27.483	288.1

22nd 62 Stefano MANZI MV Agusta Forward R ITA

Runs=3 Total laps=21 Full laps=13

1	2'11.837		30.693	33.519	22.320	27.698	284.4
2	1'53.687		32.419	32.052	21.797	27.419	287.4
3	1'53.138		32.151	31.802	21.834	27.351	293.6
4	1'53.363		32.208	31.897	21.901	27.357	288.9
5	1'55.831		32.339	32.018	22.506	28.968	262.3
6	1'58.673		37.117	32.035	21.945	27.576	285.9
7	1'53.082		32.157	31.883	21.624	27.418	289.7
8	2'07.458	P	32.066	34.815	22.549*	38.028	232.0
9	7'57.940		32.073	34.906	23.393	28.371	275.7
10	1'53.590		32.385	31.924	21.685	27.596	282.9
11	1'53.611	*	32.31*	31.955	21.729	27.610	281.4
12	1'53.308		32.287	31.838	21.628	27.555	280.7
13	1'53.276		32.214	31.840	21.627	27.595	281.4
14	1'53.558	*	32.165	31.978*	21.763	27.652	280.0
15	1'53.439		32.122	31.895	21.763	27.659	280.0
16	1'53.456	*	32.349	31.914*	21.640	27.553*	280.0
17	2'18.162	P	39.431*	38.153*	24.256*	36.315	264.2
18	6'59.367	*	30.713	33.178	22.031	27.657*	282.1
19	1'53.966		32.489	32.115	21.744	27.618	282.1
20	1'54.134		32.259	32.231	21.805	27.839	280.7
21	2'03.508		36.837	34.827	23.419	28.425	279.2

23rd 10 Luca MARINI SKY Racing Team VR ITA

Runs=4 Total laps=18 Full laps=7

1	2'54.490		30.150	33.194	22.404	27.633	283.6
2	1'54.066	*	32.650	32.032*	21.862	27.522*	284.4
3	1'53.430		32.208	31.852	21.863	27.507	285.1
4	1'53.272		32.104	31.912	21.707	27.549	283.6
5	1'53.129		32.053	31.896	21.704	27.476	285.1
6	1'53.467		32.207	31.892	21.794	27.574	285.9
7	1'54.935	*	32.212	33.529*	21.831	27.363	287.4
8	2'03.490	P	32.078	32.519*	23.524*	35.369	245.1
9	8'15.851		31.312	32.807	22.007	27.621	283.6
10	1'54.219	*	32.598	32.082*	21.939	27.600	285.9
11	1'59.341	P	32.362	32.198	21.890	32.891	284.4
12	7'44.254	*	29.772	33.088	22.780*	27.992	280.0
13	2'07.505	P	32.490	37.585*	24.160*	33.270	281.4
14	7'05.482		28.957	33.109	22.290	27.747	284.4
15	1'54.769	*	33.094	32.258*	21.966	27.451	285.9
16	1'53.641		32.326	32.070	21.761	27.484	286.6
17	1'53.990		32.323	32.148	21.953	27.566	285.1
18	1'53.471		32.188	31.985	21.834	27.464	287.4

24th 42 Marcos RAMIREZ Tennor American Raci SPA

Runs=3 Total laps=17 Full laps=9

1	2'00.921		31.836	33.160	22.801	27.820	291.2
2	1'54.196		32.371	32.151	22.095	27.579	288.9

25th 7 Lorenzo BALDA Flexbox HP 40 ITA

Runs=3 Total laps=14 Full laps=7

1	1'58.138		30.916	32.912	22.520	27.578	289.7
2	1'54.644		32.906	32.210	22.059	27.469	288.9
3	2'05.725		42.991	33.482	21.898	27.354	290.5
4	1'53.253		32.249	31.954	21.750	27.300	289.7
5	1'53.776		32.460	32.050	21.874	27.392	290.5
6	1'54.018		32.522	32.049	21.913	27.534	285.1
7	1'53.905		32.434	32.034	21.968	27.469	285.1
8	2'06.303	P	32.489	36.083	23.042	34.689	280.7
9	8'16.044		27.923	32.682	21.984	27.592	282.1
10	2'07.904	*	32.365	32.005	21.849	41.685*	187.4
11	1'53.547		32.459	31.984	21.700	27.404	285.9
12	2'06.007	P	32.241	38.980	22.070	32.716	282.1
13	7'59.233	P	33.348	32.881	44.255*	34.678	267.5
14	7'13.839		29.457	32.575	21.770	27.594	284.4

26th 99 Kasma DANIEL Onexox TKKR SAG T MAL

Runs=4 Total laps=18 Full laps=7

1	2'01.014		31.204	34.062	22.743	28.195	281.4
2	1'55.434		32.879	32.707	22.176	27.672	287.4
3	1'54.565		32.563	32.275	22.161	27.566	288.1
4	2'17.092	P	44.760	34.986*	22.888	34.458	284.4
5	8'25.145	P	31.150	34.460*	24.689*	37.109	262.3
6	7'47.264		29.418	33.866	22.953	27.925	281.4
7	1'56.470		33.091	32.830	22.558	27.991	286.6
8	1'55.899	*	32.751	33.144	22.225	27.779*	288.1
9	1'54.548		32.846	32.161	22.004	27.537	285.9
10	1'54.162	*	32.421	32.131*	22.195	27.415	286.6
11	1'54.891		32.787	32.444	22.058	27.602	281.4
12	1'54.241	*	32.464	32.179	22.004*	27.594	281.4
13	2'10.842	P	32.309	36.712*	26.009*	35.812	275.0
14	7'19.587		30.466	33.323	22.262	27.455	286.6
15	1'56.881	*	32.536	32.140*	24.662	27.543	282.9
16	1'54.052	*	32.145	32.214*	22.197	27.496	283.6
17	1'53.419		32.163	31.958	21.837	27.461	284.4
18	1'53.333		32.277	31.922	21.772	27.362	284.4

Fastest Lap: Sam LOWES EG 0,0 Marc VDS GBR **1'51.920** 31.725 31.493 21.642 27.060

These data/results cannot be reproduced, stored and/or transmitted in whole or in part by any manner of electronic, mechanical, photocopying, recording, broadcasting or otherwise now known or herein after developed without the previous express consent by the copyright owner, except for reproduction in daily press and regular printed publications on sale to the public within 60 days of the event related to those data/results and always provided that copyright symbol appears together as follows below.
© DORNA, 2020

Free Practice Nr. 2

Moto2

Lap	Lap Time	T1	T2	T3	T4	Speed	Lap	Lap Time	T1	T2	T3	T4	Speed						
27th	19	Lorenzo DALLA PO Italtrans Racing Team ITA						13	1'55.197	32.913	32.366	22.163	27.755	283.6					
		Runs=4			Total laps=20		Full laps=12												
1	2'04.117	31.779	34.034	22.881	27.991	288.1	14	1'55.555 *	32.770	32.289	22.465*	28.031	282.9						
2	1'55.236	33.042	32.310	22.158	27.726	286.6	15	1'55.455 *	32.904	32.499	22.157*	27.895*	285.1						
3	1'54.662	32.905	32.060	22.016	27.681	287.4	16	2'21.302 P	39.24*	41.274*	24.486*	36.296	278.5						
4	1'54.606	32.830	32.151	21.933	27.692	285.9	17	5'58.223	29.999	33.248	22.257	27.811	285.1						
5	1'54.343	32.718	32.005	22.002	27.618	286.6	18	1'55.850 *	33.26 *	32.459	22.183	27.947	284.4						
6	1'57.846 *	32.812	34.818*	22.470	27.746	285.9	19	1'55.769 *	32.850	32.788*	22.308	27.823	283.6						
7	1'55.350	32.777	32.254	22.411	27.908	285.1	20	1'55.354	32.885	32.514	22.135	27.820	282.9						
8	2'07.741 P	32.636	37.849	22.755*	34.501	285.1	21	1'54.970	32.711	32.436	22.051	27.772	283.6						
9	8'37.435	28.954	32.850	22.317	27.880	282.1	30th 74 Piotr BIESIEKIRSKI NTS RW Racing GP POL												
10	1'55.582	32.866	32.359	22.379	27.978	282.9	Runs=3			Total laps=21		Full laps=11							
11	1'55.631	32.657	33.004	21.988	27.982	284.4	1	2'08.259	33.306	34.804	23.141	28.726	282.9						
12	1'54.227	32.672	32.044	21.884	27.627	285.1	2	2'05.440 *	41.210	33.403	22.592	28.235*	283.6						
13	1'54.761 *	32.696	32.193*	22.169	27.703	283.6	3	1'57.184	33.687	33.016	22.389	28.092	282.9						
14	2'03.083 P	32.712	32.291	25.040	33.040	282.1	4	1'56.447	33.138	32.899	22.390	28.020	284.4						
15	4'00.634 P	31.607	35.980*	22.794*	33.879	282.1	5	1'56.391 *	33.203	32.690*	22.329	28.169	283.6						
16	6'57.086	28.292	32.724	22.260	27.769	283.6	6	1'56.919 *	33.410	32.958	22.244	28.307*	282.1						
17	1'54.244	32.629	31.980	22.050	27.585	282.9	7	2'00.418	33.224	36.321	22.809	28.064	283.6						
18	1'53.972	32.648	31.938	21.848	27.538	282.9	8	2'06.325 P	33.107	33.604*	22.476*	37.138	280.0						
19	1'53.754	32.474	31.871	21.794	27.615	282.1	9	9'04.924	36.016	33.678	22.349	28.160	280.7						
20	1'53.564	32.405	31.806	21.800	27.553	282.9	10	1'55.842 *	33.07*	32.677	22.106	27.986	281.4						
28th 18 Xavi CARDELUS Kipin Energy Aspar T AND							11	1'55.652	32.856	32.588	22.118	28.090	279.2						
		Runs=4			Total laps=16		Full laps=9		12	1'55.635	32.933	32.419	22.252	28.031	280.7				
1	1'58.700	30.946	33.982	22.913	27.827	284.4	13	1'55.579	32.872	32.524	22.124	28.059	280.0						
2	1'55.175	32.867	32.357	22.080	27.871	283.6	14	1'55.426	32.873	32.517	22.094	27.942	279.2						
3	1'54.367	32.569	32.055	22.079	27.664	284.4	15	1'55.084	32.752	32.398	21.995	27.939	280.0						
4	1'54.494	32.712	32.031	21.995	27.756	283.6	16	2'13.232 P	35.87*	37.808*	23.413*	36.141	281.4						
5	1'54.046	32.502	31.985	22.020	27.539	283.6	17	7'04.199	30.456	33.312	22.179	28.050	282.1						
6	2'03.833 P	35.263	32.765	22.093	33.712	284.4	18	1'55.404 *	32.832	32.470	22.000	28.102*	280.7						
7	13'16.469	29.817	36.171	23.025	29.675	274.3	19	1'55.291	32.778	32.338	22.009	28.166	280.7						
8	1'54.924 *	32.94*	32.175	22.073	27.734*	282.9	20	1'56.992	34.491	32.539	21.904	28.058	280.7						
9	1'53.968	32.481	32.030	21.912	27.545	282.9	21	1'58.646	32.764	32.426	25.350	28.106	281.4						
10	2'05.486 P	32.678	33.193	24.111	35.504	275.7	29th 27 Andi Farid IZDIHAR IDEMITSU Honda Te INA												
11	6'35.172 P	32.004	35.683*	23.747	42.191	176.1	Runs=3			Total laps=21		Full laps=12							
12	8'00.653	28.433	33.932	22.942	30.773	261.1	1	2'06.204	33.586	33.738	22.953	28.671	280.0						
13	1'54.751	32.864	32.287	22.005	27.595	285.9	2	1'55.238	33.032	32.534	22.026	27.646	288.1						
14	2'00.911	36.777	34.365	22.100	27.669	282.1	3	1'55.471	33.501	32.328	22.237	27.405	289.7						
15	1'54.119	32.503	32.017	21.857	27.742	282.9	4	1'54.454	32.620	32.102	22.303	27.429	292.0						
16	2'05.573	36.217	35.808	23.645	29.903	245.1	5	1'54.128	32.495	32.151	21.940	27.542	288.1						
29th 27 Andi Farid IZDIHAR IDEMITSU Honda Te INA							6	1'54.905	32.765	32.205	22.010	27.925	288.1						
		Runs=3			Total laps=21		Full laps=12		7	1'55.019	33.013	32.210	21.928	287.4					
1	2'06.204	33.586	33.738	22.953	28.671	280.0	8	2'12.502 P	32.709	39.639	22.900*	37.254	284.4						
2	1'55.238	33.032	32.534	22.026	27.646	288.1	9	10'01.360	35.335	36.814	26.990	28.148	285.1						
3	1'55.471	33.501	32.328	22.237	27.405	289.7	10	1'55.204	33.029	32.302	22.097	27.776	285.9						
4	1'54.454	32.620	32.102	22.303	27.429	292.0	11	1'54.894	32.796	32.223	22.190	27.685	285.9						
5	1'54.128	32.495	32.151	21.940	27.542	288.1	12	1'55.002	32.754	32.533	22.039	27.676	285.9						
6	1'54.905	32.765	32.205	22.010	27.925	288.1	Fastest Lap: Sam LOWES EG 0,0 Marc VDS GBR 1'51.920 31.725 31.493 21.642 27.060												
7	1'55.019	33.013	32.210	21.928	27.868	287.4	These data/results cannot be reproduced, stored and/or transmitted in whole or in part by any manner of electronic, mechanical, photocopying, recording, broadcasting or otherwise now known or herein after developed without the previous express consent by the copyright owner, except for reproduction in daily press and regular printed publications on sale to the public within 60 days of the event related to those data/results and always provided that copyright symbol appears together as follows below.												
8	2'12.502 P	32.709	39.639	22.900*	37.254	284.4	© DORNA, 2020												
9	10'01.360	35.335	36.814	26.990	28.148	285.1	Official MotoGP Timing by TISSOT												
10	1'55.204	33.029	32.302	22.097	27.776	285.9	www.motogp.com												
11	1'54.894	32.796	32.223	22.190	27.685	285.9	Alcañiz, Friday, October 23, 2020												
12	1'55.002	32.754	32.533	22.039	27.676	285.9	Page 6 of 6												

Fastest Lap: Sam LOWES EG 0,0 Marc VDS GBR **1'51.920** 31.725 31.493 21.642 27.060

These data/results cannot be reproduced, stored and/or transmitted in whole or in part by any manner of electronic, mechanical, photocopying, recording, broadcasting or otherwise now known or herein after developed without the previous express consent by the copyright owner, except for reproduction in daily press and regular printed publications on sale to the public within 60 days of the event related to those data/results and always provided that copyright symbol appears together as follows below.
© DORNA, 2020

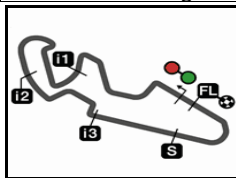
Official MotoGP Timing by TISSOT
www.motogp.com

Alcañiz, Friday, October 23, 2020

Page 6 of 6

moto2





5077 m.

GRAN PREMIO LIQUI MOLY DE TERUEL

Free Practice Nr. 2

Best Partial Times

Moto2™

IT Ideal Lap Time, sum of the best partial times*BT* Best Lap Time

<i>T1</i>		<i>T2</i>		<i>T3</i>		<i>T4</i>				<i>IT</i>	<i>BT</i>	
Pos	Rider	Time	Rider	Time	Rider	Time	Rider	Time	Pos	Rider		
1	S.LOWES	31.725	J.NAVARRO	31.438	E.BASTIANINI	21.420	S.LOWES	27.060	1	S.LOWES	1'51.773	1'51.920 (1)
2	F.DI GIANNANTO	31.728	S.LOWES	31.493	J.NAVARRO	21.469	J.MARTIN	27.131	2	J.NAVARRO	1'51.885	1'51.978 (2)
3	J.DIXON	31.831	J.MARTIN	31.506	S.LOWES	21.495	J.NAVARRO	27.135	3	J.MARTIN	1'52.034	1'52.335 (6)
4	J.ROBERTS	31.833	E.PONS	31.510	J.MARTIN	21.508	M.BEZZECCHI	27.148	4	F.DI GIANNAN	1'52.091	1'52.209 (4)
5	J.NAVARRO	31.843	J.DIXON	31.510	F.DI GIANNANTO	21.511	H.GARZO	27.172	5	J.DIXON	1'52.138	1'52.339 (7)
6	R.GARDNER	31.847	R.GARDNER	31.515	R.GARDNER	21.526	T.LUTHI	27.186	6	H.GARZO	1'52.146	1'52.180 (3)
7	N.BULEGA	31.886	H.GARZO	31.518	M.BEZZECCHI	21.530	E.PONS	27.190	7	J.ROBERTS	1'52.210	1'52.210 (5)
8	J.MARTIN	31.889	F.DI GIANNANTO	31.519	H.GARZO	21.538	J.DIXON	27.247	8	R.GARDNER	1'52.241	1'52.348 (8)
9	H.GARZO	31.918	J.ROBERTS	31.529	J.ROBERTS	21.541	X.VIERGE	27.270	9	M.BEZZECCHI	1'52.268	1'52.568 (11)
10	M.BEZZECCHI	31.918	T.LUTHI	31.600	J.DIXON	21.550	H.SYHRIN	27.285	10	E.PONS	1'52.313	1'52.534 (10)
11	E.PONS	31.975	H.SYHRIN	31.609	S.CHANTRA	21.551	M.SCHROTTER	27.292	11	N.BULEGA	1'52.425	1'52.501 (9)
12	T.NAGASHIMA	31.987	N.BULEGA	31.617	N.BULEGA	21.575	S.CORSI	27.296	12	T.LUTHI	1'52.432	1'52.782 (15)
13	T.LUTHI	32.003	E.BASTIANINI	31.631	A.FERNANDEZ	21.577	L.BALDASSARRI	27.300	13	E.BASTIANINI	1'52.516	1'52.720 (13)
14	L.MARINI	32.053	S.CHANTRA	31.636	T.NAGASHIMA	21.599	J.ROBERTS	27.307	14	H.SYHRIN	1'52.602	1'52.644 (12)
15	E.BASTIANINI	32.059	M.SCHROTTER	31.663	M.SCHROTTER	21.611	F.DI GIANNANTO	27.333	15	S.CHANTRA	1'52.694	1'52.826 (16)
16	B.BENDSNEYDE	32.061	B.BENDSNEYDE	31.670	H.SYHRIN	21.615	B.BENDSNEYDE	27.341	16	B.BENDSNEYDE	1'52.695	1'52.777 (14)
17	S.MANZI	32.066	M.BEZZECCHI	31.672	S.CORSI	21.621	T.NAGASHIMA	27.343	17	S.CORSI	1'52.702	1'52.924 (18)
18	X.VIERGE	32.073	A.FERNANDEZ	31.679	B.BENDSNEYDE	21.623	N.BULEGA	27.347	18	M.SCHROTTE	1'52.737	1'52.888 (17)
19	S.CORSI	32.074	X.VIERGE	31.701	S.MANZI	21.624	S.MANZI	27.351	19	T.NAGASHIMA	1'52.799	1'52.977 (21)
20	S.CHANTRA	32.077	S.CORSI	31.711	E.PONS	21.638	R.GARDNER	27.353	20	A.FERNANDEZ	1'52.819	1'52.954 (20)
21	H.SYHRIN	32.093	M.RAMIREZ	31.786	T.LUTHI	21.643	M.RAMIREZ	27.360	21	S.MANZI	1'52.843	1'53.082 (22)
22	A.FERNANDEZ	32.140	S.MANZI	31.802	L.BALDASSARRI	21.700	K.DANIEL	27.362	22	X.VIERGE	1'52.853	1'52.925 (19)
23	K.DANIEL	32.145	L.DALLA PORTA	31.806	L.MARINI	21.704	L.MARINI	27.363	23	L.MARINI	1'52.972	1'53.129 (23)
24	M.RAMIREZ	32.170	L.MARINI	31.852	K.DANIEL	21.772	A.IZDIHAR	27.405	24	M.RAMIREZ	1'53.099	1'53.156 (24)

These data/results cannot be reproduced, stored and/or transmitted in whole or in part by any manner of electronic, mechanical, photocopying, recording, broadcasting or otherwise now known or herein after developed without the previous express consent by the copyright owner, except for reproduction in daily press and regular printed publications on sale to the public within 60 days of the event related to those data/results and always provided that copyright symbol appears together as follows below.

© DORNA, 2020


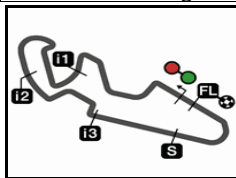
Official MotoGP Timing by TISSOT

www.motogp.com

moto2™



MotorLand Aragón

Results and timing service provided by  **TISSOT**

5077 m.

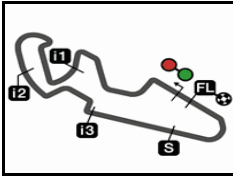
GRAN PREMIO LIQUI MOLY DE TERUEL**Free Practice Nr. 2****Best Partial Times****Moto2™***IT* Ideal Lap Time, sum of the best partial times*BT* Best Lap Time

T1		T2		T3		T4				<i>IT</i>	<i>BT</i>	
<i>Pos</i>	<i>Rider</i>	<i>Time</i>	<i>Rider</i>	<i>Time</i>	<i>Rider</i>	<i>Time</i>	<i>Rider</i>	<i>Time</i>	<i>Pos</i>	<i>Rider</i>	<i>IT</i>	<i>BT</i>
25	M.SCHROTTER	32.171	T.NAGASHIMA	31.870	M.RAMIREZ	21.783	E.BASTIANINI	27.406	25	L.BALDASSAR	1'53.195	1'53.253 (25)
26	L.BALDASSARRI	32.241	K.DANIEL	31.922	L.DALLA PORTA	21.794	A.FERNANDEZ	27.423	26	K.DANIEL	1'53.201	1'53.333 (26)
27	L.DALLA PORTA	32.405	L.BALDASSARRI	31.954	X.VIERGE	21.809	S.CHANTRA	27.430	27	L.DALLA POR	1'53.543	1'53.564 (27)
28	X.CARDELUS	32.481	X.CARDELUS	31.985	X.CARDELUS	21.857	L.DALLA PORTA	27.538	28	X.CARDELUS	1'53.862	1'53.968 (28)
29	A.IZDIHAR	32.495	A.IZDIHAR	32.102	P.BIESIEKIRSKI	21.904	X.CARDELUS	27.539	29	A.IZDIHAR	1'53.930	1'54.128 (29)
30	P.BIESIEKIRSKI	32.752	P.BIESIEKIRSKI	32.338	A.IZDIHAR	21.928	P.BIESIEKIRSKI	27.939	30	P.BIESIEKIRS	1'54.933	1'55.084 (30)

These data/results cannot be reproduced, stored and/or transmitted in whole or in part by any manner of electronic, mechanical, photocopying, recording, broadcasting or otherwise now known or herein after developed without the previous express consent by the copyright owner, except for reproduction in daily press and regular printed publications on sale to the public within 60 days of the event related to those data/results and always provided that copyright symbol appears together as follows below.
© DORNA, 2020

Official MotoGP Timing by **TISSOT**
www.motogp.com






5077 m.

GRAN PREMIO LIQUI MOLY DE TERUEL

Free Practice Nr. 2

Fastest Laps Sequence

<i>Practice Time</i>	 <i>Rider</i>	<i>Nation</i>	<i>Motorcycle</i>	<i>Time</i>	<i>Km/h</i>	<i>Rider's Lap</i>
3'52.372	96 Jake DIXON	GBR	KALEX	1'54.651	159.4	2
3'52.577	45 Tetsuta NAGASHIMA	JPN	KALEX	1'54.555	159.5	2
3'55.117	42 Marcos RAMIREZ	SPA	KALEX	1'54.196	160.0	2
3'56.142	40 Hector GARZO	SPA	KALEX	1'54.019	160.2	2
4'02.094	87 Remy GARDNER	AUS	KALEX	1'53.821	160.5	2
4'05.524	62 Stefano MANZI	ITA	MV AGUSTA	1'53.687	160.7	2
4'17.285	88 Jorge MARTIN	SPA	KALEX	1'53.555	160.9	2
4'19.904	23 Marcel SCHROTTER	GER	KALEX	1'53.468	161.0	2
4'36.908	22 Sam LOWES	GBR	KALEX	1'52.762	162.0	2
6'14.785	57 Edgar PONS	SPA	KALEX	1'52.696	162.1	3
6'28.958	22 Sam LOWES	GBR	KALEX	1'52.050	163.1	3
8'20.878	22 Sam LOWES	GBR	KALEX	1'51.920	163.3	4

These data/results cannot be reproduced, stored and/or transmitted in whole or in part by any manner of electronic, mechanical, photocopying, recording, broadcasting or otherwise now known or herein after developed without the previous express consent by the copyright owner, except for reproduction in daily press and regular printed publications on sale to the public within 60 days of the event related to those data/results and always provided that copyright symbol appears together as follows below.

© DORNA, 2020

Official MotoGP Timing by TISSOT
www.motogp.com

Alcañiz, Friday, October 23, 2020

