




5077 m.

GRAN PREMIO LIQUI MOLY DE TERUEL**Free Practice Nr. 2****Classification****6**

	Rider	Nation	Team	Motorcycle	Time	Lap Total	Gap	Top Speed
1	52 Jeremy ALCOBA	SPA	Kömmerling Gresini Moto3	HONDA	1'58.080	14 14		240.2
2	25 Raul FERNANDEZ	SPA	Red Bull KTM Ajo	KTM	1'58.220	7 13	0.140 0.140	236.0
3	2 Gabriel RODRIGO	ARG	Kömmerling Gresini Moto3	HONDA	1'58.268	13 13	0.188 0.048	240.2
4	40 Darryn BINDER	RSA	CIP Green Power	KTM	1'58.273	7 7	0.193 0.005	239.7
5	79 Ai OGURA	JPN	Honda Team Asia	HONDA	1'58.332	14 14	0.252 0.059	238.6
6	17 John MCPHEE	GBR	Petronas Sprinta Racing	HONDA	1'58.626	9 9	0.546 0.294	242.4
7	7 Dennis FOGGIA	ITA	Leopard Racing	HONDA	1'58.707	15 15	0.627 0.081	241.8
8	12 Filip SALAC	CZE	Rivacold Snipers Team	HONDA	1'58.746	14 15	0.666 0.039	240.8
9	24 Tatsuki SUZUKI	JPN	SIC58 Squadra Corse	HONDA	1'58.770	10 11	0.690 0.024	241.3
10	75 Albert ARENAS	SPA	Solunio Aspar Team Moto3	KTM	1'58.771	11 12	0.691 0.001	243.5
11	14 Tony ARBOLINO	ITA	Rivacold Snipers Team	HONDA	1'58.793	14 14	0.713 0.022	242.9
12	23 Niccolò ANTONELLI	ITA	SIC58 Squadra Corse	HONDA	1'58.851	13 13	0.771 0.058	243.5
13	82 Stefano NEPA	ITA	Solunio Aspar Team Moto3	KTM	1'58.929	8 9	0.849 0.078	242.9
14	9 Davide PIZZOLI	ITA	BOE Skull Rider Facile Energy	KTM	1'58.938	11 11	0.858 0.009	244.0
15	55 Romano FENATI	ITA	Sterilgarda Max Racing Team	HUSQVARNA	1'58.996	13 13	0.916 0.058	240.8
16	13 Celestino VIETTI	ITA	SKY Racing Team VR46	KTM	1'59.061	15 15	0.981 0.065	238.6
17	27 Kaito TOBA	JPN	Red Bull KTM Ajo	KTM	1'59.154	7 16	1.074 0.093	240.8
18	89 Khairul Idham PAWI	MAL	Petronas Sprinta Racing	HONDA	1'59.162	15 15	1.082 0.008	239.2
19	5 Jaume MASIA	SPA	Leopard Racing	HONDA	1'59.211	15 16	1.131 0.049	244.0
20	70 Barry BALTUS	BEL	CarXpert PruestelGP	KTM	1'59.256	13 13	1.176 0.045	236.5
21	71 Ayumu SASAKI	JPN	Red Bull KTM Tech 3	KTM	1'59.284	12 15	1.204 0.028	238.6
22	99 Carlos TATAY	SPA	Reale Avintia Moto3	KTM	1'59.368	3 14	1.288 0.084	236.5
23	53 Deniz ÖNCÜ	TUR	Red Bull KTM Tech 3	KTM	1'59.578	10 10	1.498 0.210	238.6
24	16 Andrea MIGNO	ITA	SKY Racing Team VR46	KTM	1'59.633	15 15	1.553 0.055	241.8
25	6 Ryusei YAMANAKA	JPN	Estrella Galicia 0,0	HONDA	1'59.725	13 13	1.645 0.092	240.8
26	21 Alonso LOPEZ	SPA	Sterilgarda Max Racing Team	HUSQVARNA	2'00.169	6 15	2.089 0.444	237.1
27	73 Maximilian KOFLER	AUT	CIP Green Power	KTM	2'00.243	13 13	2.163 0.074	237.6
28	11 Sergio GARCIA	SPA	Estrella Galicia 0,0	HONDA	2'00.489	13 13	2.409 0.246	235.5
29	50 Jason DUPASQUIER	SWI	CarXpert PruestelGP	KTM	2'00.639	4 11	2.559 0.150	241.3
30	92 Yuki KUNII	JPN	Honda Team Asia	HONDA	2'00.862	8 12	2.782 0.223	242.9

Practice condition: Dry**Air: 19°****Humidity: 45%****Ground: 22°**

Fastest Lap:	Lap: 14	Jeremy ALCOBA	1'58.080	154.7 Km/h
Best Race Lap:	2020	Darryn BINDER	1'58.070	154.7 Km/h
All Time Lap Record:	2018	Jorge MARTIN	1'57.066	156.1 Km/h

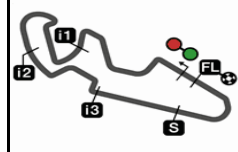
The results are provisional until the end of the limit for protest and appeals.

Time limit for protest expires 30' after publication of the results - Time:

These data/results cannot be reproduced, stored and/or transmitted in whole or in part by any manner of electronic, mechanical, photocopying, recording, broadcasting or otherwise now known or herein after developed without the previous express consent by the copyright owner, except for reproduction in daily press and regular printed publications on sale to the public within 60 days of the event related to those data/results and always provided that copyright symbol appears together as follows below.


© DORNA, 2020

Official MotoGP Timing by TISSOT
www.motogp.com**Alcañiz, Friday, October 23, 2020**



5077 m.

GRAN PREMIO LIQUI MOLY DE TERUEL**Free Practice Nr. 2****Combined Free Practice Times****7**

	Rider	Nation	Team	MOTORCYCLE	FP1	FP2	Gap
1	5 J.MASIA	SPA	Leopard Racing	HONDA	1'58.076 14	1'59.211 15	
2	52 J.ALCOBA	SPA	Kömmerling Gresini Moto3	HONDA	1'58.749 14	1'58.080 14	0.004 0.004
3	55 R.FENATI	ITA	Sterilgarda Max Racing Team	HUSQVARNA	1'58.212 13	1'58.996 13	0.136 0.132
4	25 R.FERNANDEZ	SPA	Red Bull KTM Ajo	KTM	1'59.429 8	1'58.220 7	0.144 0.008
5	2 G.RODRIGO	ARG	Kömmerling Gresini Moto3	HONDA	1'58.903 15	1'58.268 13	0.192 0.048
6	40 D.BINDER	RSA	CIP Green Power	KTM	1'59.383 13	1'58.273 7	0.197 0.005
7	53 D.ÖNCÜ	TUR	Red Bull KTM Tech 3	KTM	1'58.279 13	1'59.578 10	0.203 0.006
8	79 A.OGURA	JPN	Honda Team Asia	HONDA	2'00.301 4	1'58.332 14	0.256 0.053
9	75 A.ARENAS	SPA	Solunion Aspar Team Moto3	KTM	1'58.519 13	1'58.771 11	0.443 0.187
10	17 J.MCPHEE	GBR	Petronas Sprinta Racing	HONDA	1'58.726 13	1'58.626 9	0.550 0.107
11	14 T.ARBOLINO	ITA	Rivacold Snipers Team	HONDA	1'58.670 13	1'58.793 14	0.594 0.044
12	7 D.FOGGIA	ITA	Leopard Racing	HONDA	1'59.148 15	1'58.707 15	0.631 0.037
13	12 F.SALAC	CZE	Rivacold Snipers Team	HONDA	1'59.429 14	1'58.746 14	0.670 0.039
14	24 T.SUZUKI	JPN	SIC58 Squadra Corse	HONDA	1'58.925 11	1'58.770 10	0.694 0.024
15	13 C.VIETTI	ITA	SKY Racing Team VR46	KTM	1'58.843 13	1'59.061 15	0.767 0.073
16	23 N.ANTONELLI	ITA	SIC58 Squadra Corse	HONDA	1'58.934 13	1'58.851 13	0.775 0.008
17	82 S.NEPA	ITA	Solunion Aspar Team Moto3	KTM	1'59.604 11	1'58.929 8	0.853 0.078
18	9 D.PIZZOLI	ITA	BOE Skull Rider Facile Energy	KTM	2'00.483 15	1'58.938 11	0.862 0.009
19	50 J.DUPASQUIER	SWI	CarXpert PruestelGP	KTM	1'59.008 13	2'00.639 4	0.932 0.070
20	21 A.LOPEZ	SPA	Sterilgarda Max Racing Team	HUSQVARNA	1'59.068 13	2'00.169 6	0.992 0.060
21	27 K.TOBA	JPN	Red Bull KTM Ajo	KTM	1'59.571 13	1'59.154 7	1.078 0.086
22	92 Y.KUNII	JPN	Honda Team Asia	HONDA	1'59.159 14	2'00.862 8	1.083 0.005
23	89 K.PAWI	MAL	Petronas Sprinta Racing	HONDA	2'00.325 16	1'59.162 15	1.086 0.003
24	70 B.BALTUS	BEL	CarXpert PruestelGP	KTM	2'00.355 14	1'59.256 13	1.180 0.094
25	71 A.SASAKI	JPN	Red Bull KTM Tech 3	KTM	2'00.497 5	1'59.284 12	1.208 0.028
26	99 C.TATAY	SPA	Reale Avintia Moto3	KTM	1'59.797 12	1'59.368 3	1.292 0.084
27	11 S.GARCIA	SPA	Estrella Galicia 0,0	HONDA	1'59.555 17	2'00.489 13	1.479 0.187
28	16 A.MIGNO	ITA	SKY Racing Team VR46	KTM	1'59.555 6	1'59.633 15	1.479
29	6 R.YAMANAKA	JPN	Estrella Galicia 0,0	HONDA	2'00.522 15	1'59.725 13	1.649 0.170
30	73 M.KOFLER	AUT	CIP Green Power	KTM	2'00.797 14	2'00.243 13	2.167 0.518

Pole Position Record:	2018	Jorge MARTIN	1'57.066	156.1 Km/h
Best Race Lap:	2020	Darryn BINDER	1'58.070	154.7 Km/h
All Time Lap Record:	2018	Jorge MARTIN	1'57.066	156.1 Km/h

The results are provisional until the end of the limit for protest and appeals.

Time limit for protest expires 60' after publication of the results - Mr. Time:

These data/results cannot be reproduced, stored and/or transmitted in whole or in part by any manner of electronic, mechanical, photocopying, recording, broadcasting or otherwise now known or herein after developed without the previous express consent by the copyright owner, except for reproduction in daily press and regular printed publications on sale to the public within 60 days of the event related to those data/results and always provided that copyright symbol appears together as follows below.

© DORNA, 2020

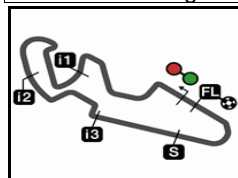
Official MotoGP Timing by TISSOT

www.motogp.com

Alcañiz, Friday, October 23, 2020







5077 m.

GRAN PREMIO LIQUI MOLY DE TERUEL

Free Practice Nr. 2

Top Speed & Average

8



Rider	Nation	Motorcycle	Top 5 speeds					Average	Top
5 Jaume MASIA	SPA	HONDA	244.0	241.8	240.8	240.8	240.2	241.3	244.0
9 Davide PIZZOLI	ITA	KTM	244.0	242.4	242.4	241.3	241.3	242.3	244.0
23 Niccolò ANTONELLI	ITA	HONDA	243.5	237.6	236.0	235.5	234.0	236.4	243.5
75 Albert ARENAS	SPA	KTM	243.5	240.2	238.6	237.1	237.1	239.3	243.5
14 Tony ARBOLINO	ITA	HONDA	242.9	241.3	240.8	239.2	238.1	240.5	242.9
82 Stefano NEPA	ITA	KTM	242.9	242.4	241.8	241.8	239.2	241.6	242.9
92 Yuki KUNII	JPN	HONDA	242.9	242.4	239.2	236.0	236.0	239.3	242.9
17 John MCPHEE	GBR	HONDA	242.4	241.8	241.8	241.3	240.2	241.5	242.4
7 Dennis FOGGIA	ITA	HONDA	241.8	241.3	239.2	239.2	238.6	240.0	241.8
16 Andrea MIGNO	ITA	KTM	241.8	238.1	237.6	236.5	236.5	238.1	241.8
24 Tatsuki SUZUKI	JPN	HONDA	241.3	239.2	239.2	239.2	238.1	239.4	241.3
50 Jason DUPASQUIER	SWI	KTM	241.3	240.8	238.6	238.1	236.0	239.0	241.3
6 Ryusei YAMANAKA	JPN	HONDA	240.8	240.2	239.7	237.6	237.6	238.9	240.8
12 Filip SALAC	CZE	HONDA	240.8	239.2	239.2	238.6	238.1	239.2	240.8
27 Kaito TOBA	JPN	KTM	240.8	238.6	237.1	237.1	236.0	237.9	240.8
55 Romano FENATI	ITA	HUSQVARNA	240.8	238.6	238.6	237.6	237.6	238.6	240.8
2 Gabriel RODRIGO	ARG	HONDA	240.2	238.1	237.6	236.5	236.5	237.8	240.2
52 Jeremy ALCOBA	SPA	HONDA	240.2	238.1	237.1	236.5	234.5	237.3	240.2
40 Darryn BINDER	RSA	KTM	239.7	239.2	238.6	234.0	232.5	236.8	239.7
89 Khairul Idham PAWI	MAL	HONDA	239.2	236.5	236.0	236.0	235.0	236.1	239.2
13 Celestino VIETTI	ITA	KTM	238.6	235.5	235.0	234.5	234.0	235.3	238.6
53 Deniz ÖNCÜ	TUR	KTM	238.6	237.6	237.1	236.5	236.0	237.2	238.6
71 Ayumu SASAKI	JPN	KTM	238.6	234.0	233.5	233.5	233.0	234.5	238.6
79 Ai OGURA	JPN	HONDA	238.6	237.6	236.0	235.5	235.0	236.5	238.6
73 Maximilian KOFLER	AUT	KTM	237.6	236.5	236.5	235.5	235.5	236.3	237.6
21 Alonso LOPEZ	SPA	HUSQVARNA	237.1	236.0	233.0	233.0	233.0	234.0	237.1
70 Barry BALTUS	BEL	KTM	236.5	236.0	235.0	234.5	234.5	235.3	236.5
99 Carlos TATAY	SPA	KTM	236.5	236.5	235.5	235.0	234.5	235.6	236.5
25 Raul FERNANDEZ	SPA	KTM	236.0	235.0	233.5	232.5	231.5	232.9	236.0
11 Sergio GARCIA	SPA	HONDA	235.5	235.5	235.0	234.5	234.5	234.9	235.5

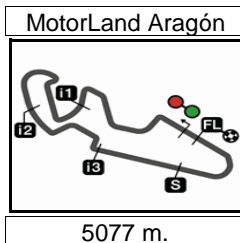
These data/results cannot be reproduced, stored and/or transmitted in whole or in part by any manner of electronic, mechanical, photocopying, recording, broadcasting or otherwise now known or herein after developed without the previous express consent by the copyright owner, except for reproduction in daily press and regular printed publications on sale to the public within 60 days of the event related to those data/results and always provided that copyright symbol appears together as follows below.

© DORNA, 2020

Official MotoGP Timing by TISSOT
www.motogp.com



Alcañiz, Friday, October 23, 2020



GRAN PREMIO LIQUI MOLY DE TERUEL
Free Practice Nr. 2
Chronological Analysis of Performances

9

* Lap / Sector time cancelled **T1** Time from finish line to 1st intermediate **T3** Time from 2nd intermed. to 3rd intermed.
P Crossing the finish line in pit lane **T2** Time from 1st intermed. to 2nd intermed. **T4** Time from 3rd intermediate to finish line

Lap	Lap Time	T1	T2	T3	T4	Speed	Lap	Lap Time	T1	T2	T3	T4	Speed	
1st	52	Jeremy ALCOBA Kömmerling Gresini M SPA						12	7'50.984	31.224	33.204	24.942	30.329	235.5
		Runs=3	Total laps=14	Full laps=8			13	1'58.268	33.265	32.746	21.945	30.312	237.6	
								unfinished	34.110	33.043				
1	2'36.470	31.472	35.016	23.028	31.494	221.1								
2	2'00.014	33.664	33.372	22.362	30.616	230.5								
3	2'00.175	33.775	33.442	22.319	30.639	231.0								
4	1'59.684	33.554	33.349	22.299	30.482	234.0								
5	1'59.689	33.612	33.376	22.139	30.562	232.5								
6	1'59.729	33.767	33.387	22.350	30.225	238.1								
7	2'08.869 P	33.748	34.068	22.820	38.233	210.8								
8	7'36.117	32.076	34.004	22.481	30.301	237.1								
9	2'03.946 *	33.612	36.461*	22.682	31.191	228.1								
10	1'58.862	33.396	33.329	22.155	29.982	240.2								
11	2'08.935 P	35.066	33.705	22.850	37.314	218.4								
12	7'52.476	29.988	34.197	23.530	30.175	234.0								
13	1'58.096	33.208	32.921	21.939	30.028	236.5								
14	1'58.080	33.161	32.827	21.871	30.221	234.5								
4th	40	Darryn BINDER CIP Green Power RSA												
		Runs=2	Total laps=7	Full laps=3										
1	18'15.708 *	33.419	35.471*	22.987	30.565	238.6								
2	2'00.803	34.156	33.621	22.675	30.351	239.7								
3	2'04.742 *	33.666	33.512	22.189	35.375*	231.5								
4	2'00.374	34.010	33.221	22.580	30.563	234.0								
5	2'11.452 P	34.092	33.895*	22.653	40.812	216.2								
6	11'42.918 *	37.796	37.348*	22.708	30.887	232.5								
7	1'58.273	33.313	32.961	21.891	30.108	239.2								
5th	79	Ai OGURA Honda Team Asia JPN												
		Runs=3	Total laps=14	Full laps=9										
1	2'39.676	30.367	34.860	22.861	30.686	231.0								
2	1'59.811	33.758	33.552	22.250	30.251	234.0								
3	1'59.238	33.631	33.250	22.091	30.266	234.5								
4	1'58.783	33.409	33.114	21.970	30.290	237.6								
5	1'59.086	33.467	33.261	22.075	30.283	235.5								
6	1'59.209	33.473	33.147	22.100	30.489	235.0								
7	2'08.569 P	34.240	34.011	23.011	37.307	223.4								
8	10'23.359	30.280	34.367	22.794	30.648	233.0								
9	1'59.946	33.636	33.529	22.334	30.447	233.0								
10	1'59.978	33.792	33.423	22.254	30.509	234.5								
11	2'10.217 P	34.527	34.521	23.085	38.084	230.5								
12	5'06.431	29.954	34.060	23.659	30.278	234.5								
13	1'58.579	33.461	32.984	21.979	30.155	236.0								
14	1'58.332	33.250	32.750	22.163	30.169	238.6								
6th	17	John MCPHEE Petronas Sprinta Raci GBR												
		Runs=2	Total laps=9	Full laps=6										
1	18'12.208 *	35.313	37.248*	24.925	31.842	227.6								
2	2'05.957	39.033	33.992	22.638	30.294	241.8								
3	2'00.448	34.313	33.404	22.438	30.293	240.2								
4	2'05.769	37.760	33.974	23.004	31.031	229.5								
5	1'59.561	33.536	33.471	22.474	30.080	241.8								
6	2'07.547 P	34.398	34.373	22.848	35.928	242.4								
7	7'48.733	30.959	34.271	29.351	30.125	238.1								
8	1'59.093	33.623	33.039	22.426	30.005	241.3								
9	1'58.626	33.633	32.961	21.983	30.049	237.1								
7th	7	Dennis FOGGIA Leopard Racing ITA												
		Runs=3	Total laps=15	Full laps=7										
1	3'00.338	30.998	34.368	24.832	31.528	233.0								
2	2'01.455 *	34.436	33.930*	22.606	30.483	236.0								




Fastest Lap: Jeremy ALCOBA Kömmerling Gresini M SPA **1'58.080** 33.161 32.827 21.871 30.221

These data/results cannot be reproduced, stored and/or transmitted in whole or in part by any manner of electronic, mechanical, photocopying, recording, broadcasting or otherwise now known or herein after developed without the previous express consent by the copyright owner, except for reproduction in daily press and regular printed publications on sale to the public within 60 days of the event related to those data/results and always provided that copyright symbol appears together as follows below.
© DORNA, 2020



Free Practice Nr. 2

Moto3

Lap	Lap Time	T1	T2	T3	T4	Speed	Lap	Lap Time	T1	T2	T3	T4	Speed
3	2'00.823	34.177	33.779	22.475	30.392	236.5	9	2'04.448 P	33.614	33.418	22.294	35.122	234.0
4	2'03.041 *	34.849	35.028*	22.748	30.416	238.1	10	6'09.922	30.583	33.714	22.240	30.148	237.1
5	2'00.207	33.877	33.588	22.399	30.343	236.5	11	1'58.771	33.542	33.001	22.141	30.087	236.5
6	2'00.590 *	33.884	33.645*	22.435	30.626	237.1	12	1'58.668 *	33.287	32.997	21.915*	30.469	234.0
7	2'00.461	33.889	33.679	22.438	30.455	236.5	11th 14 Tony ARBOLINO Rivacold Snipers Tea ITA						
8	2'09.122 P	35.341	34.329	23.002	36.450	210.0	Runs=3 Total laps=14 Full laps=8						
9	5'03.365	36.322	34.402	24.520	32.804	201.4	1	3'00.005 *	34.635	34.153	23.444	32.019*	218.4
10	2'05.790	34.629	34.114	23.258	33.789	193.5	2	2'08.354 *	40.353	34.053	23.297	30.651*	235.0
11	2'00.400	33.888	33.703	22.414	30.395	241.3	3	2'00.716	34.032	33.610	22.394	30.680	235.5
12	2'05.929 P	34.371	33.724	22.654	35.180	241.8	4	2'00.146	33.816	33.512	22.329	30.489	238.1
13	7'51.072	32.148	34.015	29.441	30.425	238.6	5	2'00.021	33.879	33.426	22.218	30.498	235.5
14	1'59.114	33.563	33.207	22.158	30.186	239.2	6	1'59.797	33.880	33.276	22.324	30.317	239.2
15	1'58.707	33.311	33.179	22.097	30.120	239.2	7	2'12.678 P	38.489	34.559	23.099	36.531	212.8
8th 12 Filip SALAC Rivacold Snipers Tea CZE						12th 23 Niccolò ANTONELL SIC58 Squadra Corse ITA							
Runs=3 Total laps=15 Full laps=6						Runs=3 Total laps=13 Full laps=5							
1	2'53.091	30.695	36.695	23.414	34.627	178.8	8	9'04.017	44.692	34.257	22.897	31.877	218.4
2	2'01.690 *	34.531	33.934*	22.535	30.690*	230.5	9	1'59.941	33.883	33.546	22.287	30.225	242.9
3	2'00.872 *	34.120	33.764*	22.467	30.521	232.5	10	2'00.219	33.949	33.333	22.507	30.430	241.3
4	2'00.532	33.938	33.474	22.568	30.552	234.5	11	2'04.922 P	34.002	33.285	22.307	35.328	233.0
5	2'10.443 P	34.377	36.377*	23.189	36.500	227.1	12	5'51.234	30.319	33.920	26.449	30.451	235.5
6	5'08.980 *	31.400	35.668*	23.493	33.379*	195.9	13	1'59.216	33.525	33.224	22.097	30.370	236.0
7	2'01.360 *	33.660	33.300	22.318	32.082*	237.6	14	1'58.793	33.439	33.032	22.190	30.132	240.8
8	1'59.632	33.749	33.004	22.578	30.301	240.8	13th 82 Stefano NEPA Solunion Aspar Team ITA						
9	2'02.571	34.584	33.718	22.508	31.761	219.3	Runs=2 Total laps=9 Full laps=4						
10	2'06.079 *	34.159	39.060*	22.375	30.485	235.5	1	18'09.516	33.248	37.027	24.797	31.195	233.5
11	1'59.043	33.805	33.109	22.119	30.010	239.2	2	2'06.192	38.562	34.440	22.587	30.603	238.6
12	2'06.482 P	34.171	33.724	22.865	35.722	238.1	3	2'04.707 *	34.315	33.625	22.472	34.295*	232.0
13	7'50.043	31.972	34.032	24.211	32.097	209.5	4	2'02.874	34.962	33.541	22.784	31.587	225.7
14	1'58.746	33.360	32.752	22.485	30.149	239.2	5	2'00.228	34.052	33.504	22.397	30.275	242.9
15	1'58.843	33.575	32.827	22.365	30.076	238.6	6	2'10.521 P	34.828	37.911*	22.647	35.135	239.2
9th 24 Tatsuki SUZUKI SIC58 Squadra Corse JPN						14th 9 Davide PIZZOLI BOE Skull Rider Facil ITA							
Runs=3 Total laps=11 Full laps=6						Runs=3 Total laps=11 Full laps=5							
1	2'29.159	29.879	34.295	22.823	30.458	233.0	1	3'21.436 *	29.930	34.473*	22.952	30.104	241.3
2	1'59.586	33.725	33.379	22.218	30.264	238.1	2	2'01.152 *	34.215	33.348	23.276	30.313*	241.3
3	1'59.361	33.665	33.369	22.161	30.166	236.5	3	1'59.744	33.918	33.264	22.395	30.167	235.0
4	2'08.315 P	33.718	33.358	24.081	37.158	233.5	4	2'00.562	33.957	33.534	22.759	30.312	238.1
5	7'40.974 *	31.284	35.593*	24.248	33.671	204.4	Fastest Lap: Jeremy ALCOBA K�mmerling Gresini M SPA 1'58.080 33.161 32.827 21.871 30.221						
6	2'00.233	34.017	33.318	22.412	30.486	239.2	These data/results cannot be reproduced, stored and/or transmitted in whole or in part by any manner of electronic, mechanical, photocopying, recording, broadcasting or otherwise now known or herein after developed without the previous express consent by the copyright owner, except for reproduction in daily press and regular printed publications on sale to the public within 60 days of the event related to those data/results and always provided that copyright symbol appears together as follows below.						
7	2'00.287	33.677	33.383	22.511	30.716	241.3	© DORNA, 2020						
8	2'06.004 P	33.997	33.256	22.569	36.182	239.2	Official MotoGP Timing by TISSOT						
9	13'55.993	31.947	34.436	25.520	30.557	233.0	www.motogp.com						
10	1'58.770	33.574	33.040	22.053	30.103	237.1	Alca�niz, Friday, October 23, 2020						
11	1'59.800	33.892	33.305	22.309	30.294	239.2	Page 2 of 5						
10th 75 Albert ARENAS Solunion Aspar Team SPA						  							
Runs=3 Total laps=12 Full laps=6													
1	3'11.274	31.551	34.461	22.700	30.650	232.0							
2	2'01.082	34.328	33.808	22.361	30.585	233.5							
3	2'00.759	34.030	33.684	22.506	30.539	233.0							
4	2'06.841 P	33.934	33.724	22.223	36.960	236.0							
5	13'01.236	36.406	34.167	22.794	30.447	238.6							
6	2'05.275	33.795	33.353	27.694	30.433	237.1							
7	1'59.619	33.762	33.402	22.236	30.219	240.2							
8	1'59.929	33.784	33.426	22.437	30.282	243.5							

Fastest Lap: Jeremy ALCOBA K mmerling Gresini M SPA **1'58.080** 33.161 32.827 21.871 30.221

These data/results cannot be reproduced, stored and/or transmitted in whole or in part by any manner of electronic, mechanical, photocopying, recording, broadcasting or otherwise now known or herein after developed without the previous express consent by the copyright owner, except for reproduction in daily press and regular printed publications on sale to the public within 60 days of the event related to those data/results and always provided that copyright symbol appears together as follows below.

© DORNA, 2020

Official MotoGP Timing by TISSOT
www.motogp.com

Alca niz, Friday, October 23, 2020

Page 2 of 5





Free Practice Nr. 2

Moto3

Lap	Lap Time		T1	T2	T3	T4	Speed	Lap	Lap Time	T1	T2	T3	T4	Speed
5	2'10.353	P	36.101	34.782	23.498	35.972	234.0	13	1'59.424	33.727	33.248	22.135	30.314	234.5
6	6'44.810	*	32.140	34.049*	24.848	30.647	242.4	14	1'59.665	33.718	33.257	22.404	30.286	236.0
7	2'00.150		33.967	33.267	22.707	30.209	244.0	15	2'00.300	33.853	33.333	22.518	30.596	238.6
8	2'00.004		33.995	33.222	22.461	30.326	242.4	16	1'59.930	33.954	33.341	22.080	30.555	233.0
9	2'11.999	P	37.730	35.157*	23.036	36.076	236.5							
10	13'56.544	*	30.604	33.592	22.143	30.332*	236.5							
11	1'58.938		33.540	32.950	22.142	30.306	239.2							

15th 55		Romano FENATI		Sterilgarda Max Racin		ITA	
		Runs=3	Total laps=13	Full laps=7			
1	3'21.402	*	31.220	34.468*	22.890	30.295	237.1
2	2'01.048		33.937	33.421	23.258	30.432	236.5
3	1'59.676	*	33.702	33.341	22.400	30.233*	237.6
4	2'00.279		33.874	33.495	22.396	30.514	236.5
5	2'00.173		33.711	33.662	22.311	30.489	234.0
6	2'00.167		33.994	33.465	22.434	30.274	238.6
7	2'06.311	P	34.310	33.724	22.614	35.663	234.5
8	8'58.158		28.105	33.937	22.493	30.499	237.6
9	1'59.848		33.593	33.541	22.387	30.327	238.6
10	1'59.911		33.725	33.590	22.475	30.121	240.8
11	2'05.286	P	33.765	33.683	22.424	35.414	226.2
12	7'54.367		30.672	33.583	21.974	30.475	233.5
13	1'58.996		33.281	33.239	22.058	30.418	234.0

16th 13		Celestino VIETTI		SKY Racing Team VR		ITA	
		Runs=2	Total laps=15	Full laps=12			
1	3'17.441		30.385	34.729	22.689	30.646	233.0
2	2'00.677		34.218	33.566	22.364	30.529	234.0
3	2'00.319		34.089	33.340	22.426	30.464	234.0
4	2'00.349		34.030	33.504	22.223	30.592	235.5
5	2'00.337		33.986	33.466	22.182	30.703	231.5
6	2'00.593		34.166	33.465	22.356	30.606	232.5
7	2'00.437		34.114	33.534	22.286	30.503	233.0
8	2'00.168		33.961	33.418	22.330	30.459	235.0
9	2'00.149		33.965	33.453	22.264	30.467	234.5
10	2'00.540		34.097	33.623	22.209	30.611	233.5
11	2'00.958		34.255	33.646	22.297	30.760	232.0
12	2'15.850	P	41.203	36.064	22.909	35.674	225.2
13	10'41.763		30.753	34.760	28.940	30.636	231.5
14	1'59.218		33.790	33.130	22.208	30.090	238.6
15	1'59.061		33.600	33.015	21.935	30.511	231.0

17th 27		Kaito TOBA		Red Bull KTM Ajo		JPN	
		Runs=3	Total laps=16	Full laps=10			
1	2'27.847		31.358	34.490	22.841	30.768	231.5
2	2'03.160		34.918	34.702	22.683	30.857	234.0
3	2'01.837		34.310	33.943	22.670	30.914	232.5
4	2'11.279	P	34.600	34.576	23.300	38.803	183.3
5	5'31.885		30.301	34.421	22.612	30.850	226.6
6	2'00.592		34.094	33.991	22.145	30.362	235.5
7	1'59.154		33.728	33.229	22.184	30.013	240.8
8	2'03.426	*	33.833	33.995*	23.793	31.805	215.8
9	2'00.280		33.918	33.523	22.330	30.509	237.1
10	2'08.338	P	34.036	34.664	23.799	35.839	231.5
11	5'47.575		29.399	33.927	22.464	30.247	237.1
12	1'59.551		33.819	33.188	22.176	30.368	233.5

18th 89		Khairul Idham PAWI		Petronas Sprinta Raci		MAL	
		Runs=3	Total laps=15	Full laps=8			
1	2'36.713		32.725	35.164	23.016	31.351	222.0
2	2'01.937	*	34.310	34.122*	22.696	30.809	231.5
3	2'01.470		34.421	33.831	22.440	30.778	235.0
4	2'01.803		34.287	34.117	22.612	30.787	234.0
5	2'01.788		34.539	33.795	22.602	30.852	233.5
6	2'09.376	P	35.464	34.499	23.493	35.920	232.5
7	6'35.533		30.280	34.289	22.499	30.602	235.0
8	2'00.725		34.276	33.518	22.385	30.546	235.0
9	2'00.658	*	34.174	33.551*	22.379	30.554	234.5
10	2'00.163		33.969	33.419	22.229	30.546	236.0
11	1'59.870		33.904	33.342	22.106	30.518	234.0
12	2'05.796	P	34.245	33.810	22.543	35.198	233.0
13	6'46.882	*	32.102	34.777	30.542	30.557*	236.5
14	1'59.235		33.737	33.109	22.224	30.165	239.2
15	1'59.162		33.784	32.953	22.062	30.363	236.0

19th 5		Jaume MASIA		Leopard Racing		SPA	
		Runs=3	Total laps=16	Full laps=10			
1	3'21.287	*	31.701	34.621*	22.870	30.309	238.1
2	2'00.440		34.259	33.384	22.527	30.270	240.8
3	2'00.333		33.946	33.723	22.363	30.301	238.1
4	2'00.680		34.127	33.353	22.616	30.584	239.2
5	1'59.762		33.764	33.434	22.374	30.190	240.2
6	2'00.176		33.924	33.535	22.390	30.327	239.2
7	2'00.201		34.010	33.663	22.256	30.272	238.6
8	2'00.092		33.915	33.432	22.356	30.389	240.2
9	2'00.040	*	33.785	33.528	22.397	30.330*	240.8
10	2'04.834	P	33.827	33.620	22.391	34.996	239.2
11	4'42.529		34.379	35.024	22.988	30.826	235.5
12	1'59.809		33.794	33.492	22.306	30.217	244.0
13	2'06.397	P	33.835	33.541*	23.663	35.358	239.7
14	6'09.231		30.769	33.974	23.304	30.409	241.8
15	1'59.211		33.566	33.245	22.175	30.225	238.1
16	2'01.896		33.745	35.030	22.777	30.344	239.7

20th 70		Barry BALTUS		CarXpert PruestelGP		BEL	
		Runs=3	Total laps=13	Full laps=8			
1	3'19.774		30.135	34.182	22.565	30.683	231.5
2	2'01.549		34.295	33.849	22.588	30.817	231.5
3	2'01.120		34.276	33.880	22.538	30.426	234.5
4	2'00.532		34.026	33.539	22.394	30.573	236.0
5	2'00.799		34.176	33.642	22.356	30.625	235.0
6	2'05.339	P	34.198	33.745	22.453	34.943	231.5
7	7'55.753		29.324	33.938	22.568	30.878	233.5
8	2'01.783		34.494	33.976	22.519	30.794	231.5
9	2'01.783		34.519	33.816	22.529	30.919	231.5
10	2'09.622	P	34.551	36.187	23.290	35.594	230.0
11	9'01.804		29.555	34.233	23.157	31.567	211.6
12	1'59.722		33.880	33.339	22.178	30.325	236.5

Fastest Lap: Jeremy ALCOBA Kömmerling Gresini M SPA 1'58.080 33.161 32.827 21.871 30.221

These data/results cannot be reproduced, stored and/or transmitted in whole or in part by any manner of electronic, mechanical, photocopying, recording, broadcasting or otherwise now known or herein after developed without the previous express consent by the copyright owner, except for reproduction in daily press and regular printed publications on sale to the public within 60 days of the event related to those data/results and always provided that copyright symbol appears together as follows below.
© DORNA, 2020

Official MotoGP Timing by TISSOT
www.motogp.com

Alcañiz, Friday, October 23, 2020

Page 3 of 5



Free Practice Nr. 2

Moto3

Lap	Lap Time	T1	T2	T3	T4	Speed	Lap	Lap Time	T1	T2	T3	T4	Speed
13	1'59.256	33.619	33.163	22.005	30.469	234.5	5	2'00.336	33.927	33.566	22.363	30.480	235.0
21st 71 Ayumu SASAKI Red Bull KTM Tech 3 JPN Runs=2 Total laps=15 Full laps=10							6	2'00.519	34.040	33.513	22.336	30.630	234.0
1	3'05.127	30.421	34.650	22.809	30.789	230.5	7	2'01.458	34.003	33.618	23.083	30.754	234.0
2	2'01.348	34.588	33.749	22.372	30.639	230.5	8	2'05.957	P 34.220	33.855	22.539	35.343	235.0
3	2'00.945	34.452	33.532	22.358	30.603	230.5	9	7'15.828	30.938	34.687	22.835	30.777	234.5
4	2'00.482	34.251	33.508	22.315	30.408	233.5	10	2'01.264	34.217	33.754	22.726	30.567	236.5
5	2'00.428	34.104	33.378	22.266	30.680	230.5	11	2'01.016	34.239	33.665	22.561	30.551	236.5
6	2'00.752	34.285	33.471	22.467	30.529	232.5	12	2'07.460	P 34.792	34.269	22.935	35.464	231.5
7	2'00.924	34.315	33.563	22.461	30.585	231.0	13	5'27.326	33.465	34.485	23.378	30.765	234.0
8	2'00.756	34.141	33.481	22.535	30.599	233.5	14	2'01.264	* 34.103	33.625*	22.465	31.071	230.5
9	2'10.792	P 35.417	34.271	23.057	38.047	230.5	15	1'59.633	33.827	33.310	22.197	30.299	241.8
10	11'16.423	30.253	34.360	22.820	30.727	232.0	25th 6 Ryusei YAMANAKA Estrella Galicia 0,0 JPN Runs=3 Total laps=13 Full laps=8						
11	2'01.394	* 34.419	33.438	22.785	30.752*	231.5	1	2'52.332	29.263	34.227	23.023	32.178	223.4
12	1'59.284	33.742	33.152	22.157	30.233	234.0	2	2'01.098	34.458	33.632	22.549	30.459	237.1
13	1'59.952	33.792	33.263	22.334	30.563	233.0	3	2'01.316	34.222	33.804	22.709	30.581	233.0
14	2'01.199	34.197	33.294	22.247	31.461	215.0	4	2'01.160	34.216	33.581	22.607	30.756	235.5
15	1'59.269	* 33.737	33.134	22.219*	30.179	238.6	5	2'06.468	P 34.262	33.660	22.666	35.880	234.5
22nd 99 Carlos TATAY Reale Avintia Moto3 SPA Runs=2 Total laps=14 Full laps=10							6	7'13.134	33.058	35.126	22.760	30.734	237.6
1	2'28.600	30.069	35.141	24.055	31.802	220.6	7	2'01.754	34.502	33.628	22.996	30.628	239.7
2	2'00.617	34.387	33.553	22.454	30.223	236.5	8	2'01.168	34.096	33.503	22.728	30.841	237.6
3	1'59.368	33.698	33.215	22.308	30.147	236.5	9	2'05.103	34.778	34.658	24.962	30.705	237.6
4	2'02.519	33.876	33.275	23.330	32.038	223.8	10	2'01.569	34.090	34.089	22.827	30.563	240.8
5	2'00.064	33.883	33.330	22.367	30.484	234.0	11	2'08.113	P 34.114	33.677*	22.953	37.369	218.9
6	2'01.773	34.195	34.012	22.718	30.848	234.0	12	9'41.292	* 28.724	33.816*	22.760	30.949	234.5
7	2'00.032	33.835	33.391	22.437	30.369	235.0	13	1'59.725	33.885	33.326	22.225	30.289	240.2
8	2'06.618	P 34.222	33.686	22.880	35.830	220.2	26th 21 Alonso LOPEZ Sterilgarda Max Racin SPA Runs=3 Total laps=15 Full laps=10						
9	13'59.358	29.552	34.646	22.840	30.636	234.0	1	3'01.764	30.309	34.350	22.565	31.078	231.5
10	1'59.690	33.739	33.184	22.297	30.470	233.5	2	2'00.740	34.147	33.672	22.328	30.593	233.0
11	1'59.466	33.825	33.145	22.222	30.274	232.5	3	2'00.340	33.997	33.521	22.384	30.438	236.0
12	2'01.665	35.350	33.703	22.307	30.305	235.5	4	2'00.863	34.422	33.596	22.149	30.696	233.0
13	1'59.508	33.745	33.282	22.120	30.361	233.5	5	2'00.278	33.965	33.516	22.184	30.613	232.0
14	1'58.995	* 33.561	33.069	22.019*	30.346	234.5	6	2'00.169	34.000	33.422	22.042	30.705	233.0
23rd 53 Deniz ÖNCÜ Red Bull KTM Tech 3 TUR Runs=2 Total laps=10 Full laps=5							7	2'00.519	33.941	33.484	22.140	30.954	229.0
1	17'23.545	31.732	34.141	23.454	30.468	235.0	8	2'10.925	P 35.755	36.975	23.025	35.170	237.1
2	2'00.910	34.065	33.680	22.702	30.463	236.0	9	6'53.074	30.660	34.688	22.496	30.971	230.5
3	2'01.343	* 34.088	33.875*	22.823	30.557	236.5	10	2'00.928	34.295	33.587	22.245	30.801	233.0
4	2'00.604	34.270	33.597	22.483	30.254	238.6	11	2'00.517	34.041	33.630	22.121	30.725	233.0
5	2'13.576	* 34.546	33.600	34.453	30.977*	232.5	12	2'01.025	34.119	33.604	22.344	30.958	231.5
6	2'01.062	34.195	33.784	22.669	30.414	234.5	13	2'11.328	P 34.673	34.964	24.762	36.929	210.0
7	2'06.029	P 34.347	34.020	22.701	34.961	232.5	14	5'52.549	* 28.839	33.842*	22.950	31.644	218.0
8	6'27.286	* 33.612	34.924*	22.517	30.137	237.6	15	2'03.935	33.608	33.208	23.308	33.811	178.2
9	1'59.858	33.802	33.200	22.468	30.388	237.1	27th 73 Maximilian KOFLER CIP Green Power AUT Runs=3 Total laps=13 Full laps=5						
10	1'59.578	33.822	33.160	22.168	30.428	233.0	1	3'12.462	* 31.760	39.337	23.209	30.780*	235.0
24th 16 Andrea MIGNO SKY Racing Team VR ITA Runs=3 Total laps=15 Full laps=9							2	2'03.910	34.920	34.424	23.511	31.055	233.5
1	3'15.725	29.626	34.433	23.026	30.684	234.0	3	2'02.267	34.535	34.008	22.917	30.807	233.5
2	2'00.689	34.228	33.625	22.353	30.483	238.1	4	2'01.967	34.434	33.933	22.757	30.843	236.5
3	2'00.322	34.026	33.426	22.287	30.583	234.5	5	2'03.025	34.892	34.670	22.689	30.774	235.5
4	2'00.071	33.877	33.441	22.298	30.455	237.6	6	2'08.672	P 34.653	34.408	23.180	36.431	230.5
Fastest Lap: Jeremy ALCOBA K�mmerling Gresini M SPA 1'58.080 33.161 32.827 21.871 30.221							7	6'44.401	* 37.362	34.680*	23.076	31.252	220.2
These data/results cannot be reproduced, stored and/or transmitted in whole or in part by any manner of electronic, mechanical, photocopying, recording, broadcasting or otherwise now known or herein after developed without the previous express consent by the copyright owner, except for reproduction in daily press and regular printed publications on sale to the public within 60 days of the event related to those data/results and always provided that copyright symbol appears together as follows below.							8	2'01.315	* 34.393	33.540	22.602	30.780*	235.5
� DORNA, 2020													

Official MotoGP Timing by TISSOT
www.motogp.com

Free Practice Nr. 2

Moto3

Lap	Lap Time		T1	T2	T3	T4	Speed	Lap	Lap Time	T1	T2	T3	T4	Speed
9	2'04.169	*	34.240	33.902*	23.193	32.834	212.8							
10	2'00.846	*	33.955	33.708	22.639	30.544*	236.5							
11	2'07.276	P	35.077	33.917	22.839	35.443	237.6							
12	9'45.898	*	37.724	37.316*	22.783	30.811	235.0							
13	2'00.243		33.795	33.275	22.388	30.785	231.0							

28th 11 Sergio GARCIA Estrella Galicia 0,0 SPA
Runs=3 Total laps=13 Full laps=7

1	2'52.075		29.077	34.596	23.073	32.079	224.8							
2	2'01.216		34.168	33.802	22.648	30.598	233.5							
3	2'01.338		34.239	33.880	22.619	30.600	234.5							
4	2'03.480	*	34.214	33.753*	24.040	31.473*	231.5							
5	2'01.343		34.186	33.868	22.659	30.630	234.5							
6	2'01.453		34.388	33.700	22.643	30.722	235.0							
7	2'09.780	P	34.550	36.683	22.886	35.661	234.0							
8	7'36.621		30.029	34.426	23.154	30.863	234.5							
9	2'01.780		34.435	33.927	22.671	30.747	234.5							
10	2'01.589		34.275	33.912	22.686	30.716	235.5							
11	2'06.808	P	34.385	34.005	22.965	35.453	234.0							
12	9'22.214		32.158	39.173	23.169	33.830	211.6							
13	2'00.489		33.985	33.308	22.798	30.398	235.5							

29th 50 Jason DUPASQUIE CarXpert PruestelGP SWI
Runs=3 Total laps=11 Full laps=5

1	3'11.380		33.508	36.154	22.846	30.452	234.5							
2	2'01.099		34.400	33.831	22.411	30.457	238.1							
3	2'00.713		34.124	33.552	22.692	30.345	236.0							
4	2'00.639		33.989	33.652	22.442	30.556	238.6							
5	2'01.554		34.571	33.903	22.522	30.558	233.0							
6	2'10.258	P	34.577	35.712*	24.119	35.850	230.0							
7	6'53.009	*	31.505	38.021*	24.043	30.396	241.3							
8	2'00.948	*	34.394	33.716	22.476	30.362*	240.8							
9	2'07.030	P	34.551	34.009	22.742	35.728	216.2							
10	13'53.461		30.634	36.977	22.774	34.558	169.8							
11	2'10.855		33.827	33.113	31.359	32.556	222.5							

30th 92 Yuki KUNII Honda Team Asia JPN
Runs=3 Total laps=12 Full laps=3

1	12'32.070	*	30.878	35.520*	23.839	31.359	232.5							
2	2'01.159	*	34.075	33.836*	22.394	30.854*	232.5							
3	2'01.558		34.124	33.834	22.910	30.690	234.5							
4	2'00.737	*	33.869	33.718*	22.523	30.627	234.0							
5	2'01.529		34.113	34.061	22.575	30.780	234.0							
6	2'08.272	P	34.133	34.353	23.050	36.736	233.0							
7	3'41.002	*	33.623	34.744*	22.764	30.284	242.9							
8	2'00.862		33.826	33.893	22.599	30.544	242.4							
9	2'05.677	P	33.812	33.680	22.531	35.654	236.0							
10	5'52.219		30.271	34.186	23.294	30.594	235.5							
11	2'00.192	*	33.674	33.881*	22.409	30.228	236.0							
12	2'00.672	*	33.679	34.111*	22.607	30.275	239.2							

Fastest Lap: Jeremy ALCOBA K mmerling Gresini M SPA **1'58.080** 33.161 32.827 21.871 30.221

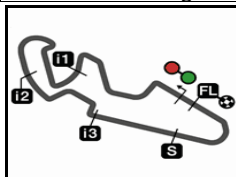
These data/results cannot be reproduced, stored and/or transmitted in whole or in part by any manner of electronic, mechanical, photocopying, recording, broadcasting or otherwise now known or herein after developed without the previous express consent by the copyright owner, except for reproduction in daily press and regular printed publications on sale to the public within 60 days of the event related to those data/results and always provided that copyright symbol appears together as follows below.
  DORNA, 2020

Official MotoGP Timing by TISSOT
www.motogp.com

Alca niz, Friday, October 23, 2020

Page 5 of 5





5077 m.

GRAN PREMIO LIQUI MOLY DE TERUEL

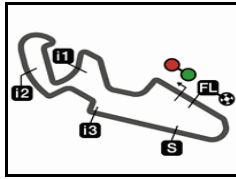
Free Practice Nr. 2

Best Partial Times

IT Ideal Lap Time, sum of the best partial times*BT* Best Lap Time

T1			T2			T3			T4				
Pos	Rider	Time	Rider	Time	Rider	Time	Rider	Time	Pos	Rider	IT	BT	
1	J.ALCOBA	33.161	G.RODRIGO	32.746	R.FERNANDEZ	21.856	J.ALCOBA	29.982	1	J.ALCOBA	1'57.841	1'58.080	(1)
2	R.FERNANDEZ	33.223	A.OGURA	32.750	J.ALCOBA	21.871	J.MCPHEE	30.005	2	R.FERNANDEZ	1'58.059	1'58.220	(2)
3	A.OGURA	33.250	F.SALAC	32.752	D.BINDER	21.891	F.SALAC	30.010	3	A.OGURA	1'58.125	1'58.332	(5)
4	G.RODRIGO	33.265	J.ALCOBA	32.827	C.VIETTI	21.935	K.TOBA	30.013	4	F.SALAC	1'58.241	1'58.746	(8)
5	R.FENATI	33.281	N.ANTONELLI	32.906	G.RODRIGO	21.945	R.FERNANDEZ	30.059	5	G.RODRIGO	1'58.268	1'58.268	(3)
6	A.ARENAS	33.287	R.FERNANDEZ	32.921	A.OGURA	21.970	A.ARENAS	30.087	6	D.BINDER	1'58.273	1'58.273	(4)
7	D.FOGGIA	33.311	D.PIZZOLI	32.950	R.FENATI	21.974	C.VIETTI	30.090	7	J.MCPHEE	1'58.485	1'58.626	(6)
8	D.BINDER	33.313	K.PAWI	32.953	J.MCPHEE	21.983	S.NEPA	30.100	8	A.ARENAS	1'58.512	1'58.771	(10)
9	F.SALAC	33.360	J.MCPHEE	32.961	B.BALTUS	22.005	T.SUZUKI	30.103	9	R.FENATI	1'58.615	1'58.996	(15)
10	T.ARBOLINO	33.439	D.BINDER	32.961	A.LOPEZ	22.042	D.PIZZOLI	30.104	10	C.VIETTI	1'58.640	1'59.061	(16)
11	N.ANTONELLI	33.487	A.ARENAS	32.997	T.SUZUKI	22.053	N.ANTONELLI	30.106	11	N.ANTONELLI	1'58.642	1'58.851	(12)
12	J.MCPHEE	33.536	S.NEPA	33.014	K.PAWI	22.062	D.BINDER	30.108	12	T.ARBOLINO	1'58.700	1'58.793	(11)
13	D.PIZZOLI	33.540	C.VIETTI	33.015	K.TOBA	22.080	D.FOGGIA	30.120	13	D.FOGGIA	1'58.707	1'58.707	(7)
14	C.TATAY	33.561	T.ARBOLINO	33.032	D.FOGGIA	22.097	R.FENATI	30.121	14	D.PIZZOLI	1'58.736	1'58.938	(14)
15	J.MASIA	33.566	T.SUZUKI	33.040	T.ARBOLINO	22.097	T.ARBOLINO	30.132	15	T.SUZUKI	1'58.770	1'58.770	(9)
16	T.SUZUKI	33.574	C.TATAY	33.069	F.SALAC	22.119	D.ÖNCÜ	30.137	16	C.TATAY	1'58.897	1'59.368	(22)
17	C.VIETTI	33.600	J.DUPASQUIER	33.113	C.TATAY	22.120	C.TATAY	30.147	17	K.PAWI	1'58.917	1'59.162	(18)
18	S.NEPA	33.607	A.SASAKI	33.134	A.ARENAS	22.141	A.OGURA	30.155	18	S.NEPA	1'58.929	1'58.929	(13)
19	A.LOPEZ	33.608	D.ÖNCÜ	33.160	D.PIZZOLI	22.142	K.PAWI	30.165	19	K.TOBA	1'58.999	1'59.154	(17)
20	B.BALTUS	33.619	B.BALTUS	33.163	N.ANTONELLI	22.143	A.SASAKI	30.179	20	B.BALTUS	1'59.112	1'59.256	(20)
21	Y.KUNII	33.674	D.FOGGIA	33.179	A.SASAKI	22.157	J.MASIA	30.190	21	J.MASIA	1'59.176	1'59.211	(19)
22	K.TOBA	33.718	K.TOBA	33.188	D.ÖNCÜ	22.168	Y.KUNII	30.228	22	A.SASAKI	1'59.207	1'59.284	(21)
23	A.SASAKI	33.737	A.LOPEZ	33.208	J.MASIA	22.175	R.YAMANAKA	30.289	23	D.ÖNCÜ	1'59.267	1'59.578	(23)
24	K.PAWI	33.737	R.FENATI	33.239	A.MIGNO	22.197	A.MIGNO	30.299	24	A.LOPEZ	1'59.296	2'00.169	(26)

These data/results cannot be reproduced, stored and/or transmitted in whole or in part by any manner of electronic, mechanical, photocopying, recording, broadcasting or otherwise now known or herein after developed without the previous express consent by the copyright owner, except for reproduction in daily press and regular printed publications on sale to the public within 60 days of the event related to those data/results and always provided that copyright symbol appears together as follows below.
© DORNA, 2020



5077 m.

GRAN PREMIO LIQUI MOLY DE TERUEL

Free Practice Nr. 2

Best Partial Times

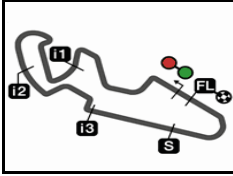
IT Ideal Lap Time, sum of the best partial times*BT* Best Lap Time

<i>T1</i>		<i>T2</i>		<i>T3</i>		<i>T4</i>				<i>IT</i>	<i>BT</i>	
<i>Pos</i>	<i>Rider</i>	<i>Time</i>	<i>Rider</i>	<i>Time</i>	<i>Rider</i>	<i>Time</i>	<i>Rider</i>	<i>Time</i>	<i>Pos</i>	<i>Rider</i>		
25	M.KOFLER	33.795	J.MASIA	33.245	S.NEPA	22.208	G.RODRIGO	30.312	25	A.MIGNO	1'59.633	1'59.633 (24)
26	D.ÖNCÜ	33.802	M.KOFLER	33.275	R.YAMANAKA	22.225	B.BALTUS	30.325	26	J.DUPASQUIE	1'59.696	2'00.639 (29)
27	A.MIGNO	33.827	S.GARCIA	33.308	M.KOFLER	22.388	J.DUPASQUIER	30.345	27	R.YAMANAKA	1'59.725	1'59.725 (25)
28	J.DUPASQUIER	33.827	A.MIGNO	33.310	Y.KUNII	22.394	S.GARCIA	30.398	28	Y.KUNII	1'59.976	2'00.862 (30)
29	R.YAMANAKA	33.885	R.YAMANAKA	33.326	J.DUPASQUIER	22.411	A.LOPEZ	30.438	29	M.KOFLER	2'00.232	2'00.243 (27)
30	S.GARCIA	33.985	Y.KUNII	33.680	S.GARCIA	22.619	M.KOFLER	30.774	30	S.GARCIA	2'00.310	2'00.489 (28)

These data/results cannot be reproduced, stored and/or transmitted in whole or in part by any manner of electronic, mechanical, photocopying, recording, broadcasting or otherwise now known or herein after developed without the previous express consent by the copyright owner, except for reproduction in daily press and regular printed publications on sale to the public within 60 days of the event related to those data/results and always provided that copyright symbol appears together as follows below.
© DORNA, 2020

Official MotoGP Timing by TISSOT
www.motogp.com






5077 m.

GRAN PREMIO LIQUI MOLY DE TERUEL

Free Practice Nr. 2

Fastest Laps Sequence

<i>Practice Time</i>	 <i>Rider</i>	<i>Nation</i>	<i>Motorcycle</i>	<i>Time</i>	<i>Km/h</i>	<i>Rider's Lap</i>
4'27.735	25 Raul FERNANDEZ	SPA	KTM	2'00.589	151.5	2
4'28.643	23 Niccolò ANTONELLI	ITA	HONDA	2'00.393	151.8	2
4'28.745	24 Tatsuki SUZUKI	JPN	HONDA	1'59.586	152.8	2
6'28.106	24 Tatsuki SUZUKI	JPN	HONDA	1'59.361	153.1	3
6'38.725	79 Ai OGURA	JPN	HONDA	1'59.238	153.2	3
8'37.508	79 Ai OGURA	JPN	HONDA	1'58.783	153.8	4
16'15.205	25 Raul FERNANDEZ	SPA	KTM	1'58.243	154.5	6
18'13.425	25 Raul FERNANDEZ	SPA	KTM	1'58.220	154.6	7
38'23.062	52 Jeremy ALCOBA	SPA	HONDA	1'58.096	154.7	13
40'21.142	52 Jeremy ALCOBA	SPA	HONDA	1'58.080	154.7	14

These data/results cannot be reproduced, stored and/or transmitted in whole or in part by any manner of electronic, mechanical, photocopying, recording, broadcasting or otherwise now known or herein after developed without the previous express consent by the copyright owner, except for reproduction in daily press and regular printed publications on sale to the public within 60 days of the event related to those data/results and always provided that copyright symbol appears together as follows below.

© DORNA, 2020

Official MotoGP Timing by TISSOT
www.motogp.com

Alcañiz, Friday, October 23, 2020

