


5077 m.

GRAN PREMIO LIQUI MOLY DE TERUEL

Free Practice Nr. 2

Classification

6

		Rider	Nation	Team	Motorcycle	Time	Lap Total	Gap	Top Speed
1	30	Takaaki NAKAGAMI	JPN	LCR Honda IDEMITSU	HONDA	1'47.782	17 18		346.1
2	12	Maverick VIÑALES	SPA	Monster Energy Yamaha MotoGP	YAMAHA	1'47.957	18 18	0.175 0.175	345.0
3	35	Cal CRUTCHLOW	GBR	LCR Honda CASTROL	HONDA	1'48.111	17 18	0.329 0.154	347.3
4	20	Fabio QUARTARARO	FRA	Petronas Yamaha SRT	YAMAHA	1'48.164	18 18	0.382 0.053	342.9
5	36	Joan MIR	SPA	Team SUZUKI ECSTAR	SUZUKI	1'48.182	17 20	0.400 0.018	340.7
6	42	Alex RINS	SPA	Team SUZUKI ECSTAR	SUZUKI	1'48.190	18 19	0.408 0.008	342.9
7	27	Iker LECUONA	SPA	Red Bull KTM Tech 3	KTM	1'48.360	17 18	0.578 0.170	345.0
8	41	Aleix ESPARGARO	SPA	Aprilia Racing Team Gresini	APRILIA	1'48.426	14 15	0.644 0.066	341.8
9	44	PoI ESPARGARO	SPA	Red Bull KTM Factory Racing	KTM	1'48.439	11 18	0.657 0.013	341.8
10	73	Alex MARQUEZ	SPA	Repsol Honda Team	HONDA	1'48.443	18 19	0.661 0.004	342.9
11	6	Stefan BRADL	GER	Repsol Honda Team	HONDA	1'48.444	17 19	0.662 0.001	345.0
12	88	Miguel OLIVEIRA	POR	Red Bull KTM Tech 3	KTM	1'48.527	18 19	0.745 0.083	342.9
13	5	Johann ZARCO	FRA	Esponsorama Racing	DUCATI	1'48.532	16 17	0.750 0.005	346.1
14	33	Brad BINDER	RSA	Red Bull KTM Factory Racing	KTM	1'48.545	18 19	0.763 0.013	345.0
15	21	Franco MORBIDELLI	ITA	Petronas Yamaha SRT	YAMAHA	1'48.612	4 20	0.830 0.067	340.7
16	38	Bradley SMITH	GBR	Aprilia Racing Team Gresini	APRILIA	1'48.810	19 19	1.028 0.198	339.6
17	9	Danilo PETRUCCI	ITA	Ducati Team	DUCATI	1'48.870	18 19	1.088 0.060	344.0
18	4	Andrea DOVIZIOSO	ITA	Ducati Team	DUCATI	1'49.240	14 16	1.458 0.370	351.8
19	63	Francesco BAGNAIA	ITA	Pramac Racing	DUCATI	1'49.319	8 18	1.537 0.079	347.3
20	53	Tito RABAT	SPA	Esponsorama Racing	DUCATI	1'49.733	18 20	1.951 0.414	341.8
21	43	Jack MILLER	AUS	Pramac Racing	DUCATI	1'49.794	9 16	2.012 0.061	345.0

Practice condition: **Dry**

Air: 20°

Humidity: 41%

Ground: 24°

Fastest Lap:	Lap: 17	Takaaki NAKAGAMI	1'47.782	169.5 Km/h
Best Race Lap:	2015	Jorge LORENZO	1'48.120	169.0 Km/h
All Time Lap Record:	2015	Marc MARQUEZ	1'46.635	171.4 Km/h

The results are provisional until the end of the limit for protest and appeals.

Time limit for protest expires 30' after publication of the results - Time:

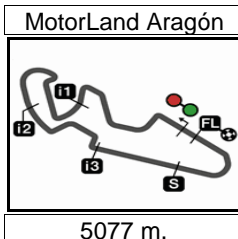
These data/results cannot be reproduced, stored and/or transmitted in whole or in part by any manner of electronic, mechanical, photocopying, recording, broadcasting or otherwise now known or herein after developed without the previous express consent by the copyright owner, except for reproduction in daily press and regular printed publications on sale to the public within 60 days of the event related to those data/results and always provided that copyright symbol appears together as follows below.

© DORNA, 2020

Official MotoGP Timing by TISSOT
www.motogp.com

Alcañiz, Friday, October 23, 2020






5077 m.

GRAN PREMIO LIQUI MOLY DE TERUEL

Free Practice Nr. 2

Combined Free Practice Times

7

		Rider	Nation	Team	MOTORCYCLE	FP1	FP2	Gap
1	30	T.NAKAGAMI	JPN	LCR Honda IDEMITSU	HONDA	1'48.622	9 1'47.782	17
2	12	M.VIÑALES	SPA	Monster Energy Yamaha MotoGP	YAMAHA	1'49.176	5 1'47.957	18 0.175 0.175
3	35	C.CRUTCHLOW	GBR	LCR Honda CASTROL	HONDA	1'49.356	6 1'48.111	17 0.329 0.154
4	20	F.QUARTARARO	FRA	Petronas Yamaha SRT	YAMAHA	1'49.621	4 1'48.164	18 0.382 0.053
5	36	J.MIR	SPA	Team SUZUKI ECSTAR	SUZUKI	1'48.993	18 1'48.182	17 0.400 0.018
6	73	A.MARQUEZ	SPA	Repsol Honda Team	HONDA	1'48.184	18 1'48.443	18 0.402 0.002
7	42	A.RINS	SPA	Team SUZUKI ECSTAR	SUZUKI	1'49.372	13 1'48.190	18 0.408 0.006
8	27	I.LECUONA	SPA	Red Bull KTM Tech 3	KTM	1'49.501	16 1'48.360	17 0.578 0.170
9	41	A.ESPARGARO	SPA	Aprilia Racing Team Gresini	APRILIA	1'49.305	16 1'48.426	14 0.644 0.066
10	44	P.ESPARGARO	SPA	Red Bull KTM Factory Racing	KTM	1'49.346	5 1'48.439	11 0.657 0.013
11	6	S.BRADL	GER	Repsol Honda Team	HONDA	1'49.003	17 1'48.444	17 0.662 0.005
12	88	M.OLIVEIRA	POR	Red Bull KTM Tech 3	KTM	1'49.442	12 1'48.527	18 0.745 0.083
13	5	J.ZARCO	FRA	Esponsorama Racing	DUCATI	1'49.360	6 1'48.532	16 0.750 0.005
14	33	B.BINDER	RSA	Red Bull KTM Factory Racing	KTM	1'49.962	16 1'48.545	18 0.763 0.013
15	21	F.MORBIDELLI	ITA	Petronas Yamaha SRT	YAMAHA	1'49.100	16 1'48.612	4 0.830 0.067
16	38	B.SMITH	GBR	Aprilia Racing Team Gresini	APRILIA	1'49.727	6 1'48.810	19 1.028 0.198
17	9	D.PETRUCCI	ITA	Ducati Team	DUCATI	1'49.482	6 1'48.870	18 1.088 0.060
18	43	J.MILLER	AUS	Pramac Racing	DUCATI	1'49.211	6 1'49.794	9 1.429 0.341
19	4	A.DOVIZIOSO	ITA	Ducati Team	DUCATI	1'49.512	7 1'49.240	14 1.458 0.029
20	63	F.BAGNAIA	ITA	Pramac Racing	DUCATI	1'50.251	14 1'49.319	8 1.537 0.079
21	53	T.RABAT	SPA	Esponsorama Racing	DUCATI	1'50.215	21 1'49.733	18 1.951 0.414

Pole Position Record:	2015	Marc MARQUEZ	1'46.635	171.4 Km/h
Best Race Lap:	2015	Jorge LORENZO	1'48.120	169.0 Km/h
All Time Lap Record:	2015	Marc MARQUEZ	1'46.635	171.4 Km/h

The results are provisional until the end of the limit for protest and appeals.

Time limit for protest expires 60' after publication of the results - Mr. Time:

These data/results cannot be reproduced, stored and/or transmitted in whole or in part by any manner of electronic, mechanical, photocopying, recording, broadcasting or otherwise now known or herein after developed without the previous express consent by the copyright owner, except for reproduction in daily press and regular printed publications on sale to the public within 60 days of the event related to those data/results and always provided that copyright symbol appears together as follows below.

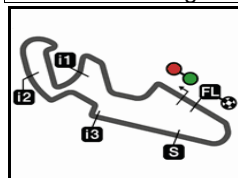
© DORNA, 2020

Official MotoGP Timing by TISSOT

www.motogp.com

Alcañiz, Friday, October 23, 2020





5077 m.

GRAN PREMIO LIQUI MOLY DE TERUEL

Free Practice Nr. 2

Top Speed & Average

8



Rider	Nation	Motorcycle	Top 5 speeds					Average	Top
4 Andrea DOVIZIOSO	ITA	DUCATI	351.8	348.4	348.4	348.4	345.0	347.8	351.8
35 Cal CRUTCHLOW	GBR	HONDA	347.3	347.3	346.1	346.1	346.1	346.6	347.3
63 Francesco BAGNAIA	ITA	DUCATI	347.3	347.3	347.3	347.3	346.1	346.8	347.3
5 Johann ZARCO	FRA	DUCATI	346.1	345.0	344.0	344.0	344.0	344.6	346.1
30 Takaaki NAKAGAMI	JPN	HONDA	346.1	345.0	342.9	342.9	341.8	343.7	346.1
6 Stefan BRADL	GER	HONDA	345.0	345.0	345.0	345.0	345.0	345.0	345.0
12 Maverick VIÑALES	SPA	YAMAHA	345.0	342.9	342.9	342.9	341.8	342.9	345.0
27 Iker LECUONA	SPA	KTM	345.0	340.7	337.5	336.5	336.5	338.8	345.0
33 Brad BINDER	RSA	KTM	345.0	341.8	340.7	340.7	340.7	341.8	345.0
43 Jack MILLER	AUS	DUCATI	345.0	345.0	345.0	345.0	345.0	345.0	345.0
9 Danilo PETRUCCI	ITA	DUCATI	344.0	344.0	344.0	341.8	341.8	342.6	344.0
20 Fabio QUARTARARO	FRA	YAMAHA	342.9	341.8	341.8	341.8	341.8	342.0	342.9
42 Alex RINS	SPA	SUZUKI	342.9	341.8	340.7	340.7	339.6	340.9	342.9
73 Alex MARQUEZ	SPA	HONDA	342.9	341.8	341.8	341.8	340.7	341.3	342.9
88 Miguel OLIVEIRA	POR	KTM	342.9	341.8	341.8	340.7	339.6	340.7	342.9
41 Aleix ESPARGARO	SPA	APRILIA	341.8	341.8	341.8	341.8	340.7	341.6	341.8
44 Po ESPARGARO	SPA	KTM	341.8	341.8	341.8	340.7	340.7	341.1	341.8
53 Tito RABAT	SPA	DUCATI	341.8	339.6	338.6	338.6	338.6	339.2	341.8
21 Franco MORBIDELLI	ITA	YAMAHA	340.7	339.6	339.6	338.6	338.6	339.3	340.7
36 Joan MIR	SPA	SUZUKI	340.7	340.7	339.6	338.6	338.6	339.3	340.7
38 Bradley SMITH	GBR	APRILIA	339.6	339.6	339.6	339.6	339.6	339.6	339.6

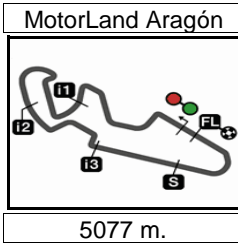
These data/results cannot be reproduced, stored and/or transmitted in whole or in part by any manner of electronic, mechanical, photocopying, recording, broadcasting or otherwise now known or herein after developed without the previous express consent of the copyright owner, except for reproduction in daily press and regular printed publications on sale to the public within 60 days of the event related to those data/results and always provided that copyright symbol appears together as follows below.

© DORNA, 2020

Official MotoGP Timing by TISSOT
www.motogp.com



Alcañiz, Friday, October 23, 2020



Results and timing service provided by TISSOT

MotoGP™

GRAN PREMIO LIQUI MOLY DE TERUEL

Free Practice Nr. 2

Chronological Analysis of Performances

9

* Lap / Sector time cancelled **T1** Time from finish line to 1st intermediate **T3** Time from 2nd intermed. to 3rd intermed.
P Crossing the finish line in pit lane **T2** Time from 1st intermed. to 2nd intermed. **T4** Time from 3rd intermediate to finish line
 ** Tyre data subject to further updates

Lap	Lap Time	T1	T2	T3	T4	Speed	Lap	Lap Time	T1	T2	T3	T4	Speed	
1st	30	Takaaki NAKAGAMI HONDA JPN LCR Honda IDEMITSU						11	1'48.889	31.304	30.881	21.247	25.457	342.9
		Runs=3 Total laps=18 Full laps=12						12	1'54.701 P	31.350	30.862	21.358	31.131	345.0
Run # 1	Front Tyre	Slick-Medium	Rear Tyre	Slick-Medium			Run # 3	Front Tyre	Slick-Medium	Rear Tyre	Slick-Medium			
		New Tyre		New Tyre								12 Laps at start	12 Laps at start	
1	2'20.558	29.248	33.474	22.580	25.761	342.9	13	7'17.115	28.050	31.658	21.675	25.883	336.5	
2	1'52.344	32.713	31.417	21.676	26.538	345.0	14	1'50.324	31.434	31.979	21.330	25.581	338.6	
3	1'49.922	32.136	30.971	21.499	25.316	346.1	15	1'54.370 P	31.395	30.892	21.283	30.800	338.6	
4	1'49.632 *	31.914	30.907	21.426	25.385*	339.6	Run # 4	Front Tyre	Slick-Medium	Rear Tyre	Slick-Soft			
5	1'49.366	31.429	31.225	21.371	25.341	338.6			New Tyre		New Tyre			
6	1'48.354	31.172	30.732	21.177	25.273	341.8	16	2'19.257	27.510	31.634	21.673	25.547	342.9	
7	2'02.787 P	33.914	34.412	22.207	32.254	339.6	17	1'48.467	31.139	30.608	21.292	25.428	340.7	
Run # 2	Front Tyre	Slick-Medium	Rear Tyre	Slick-Medium			18	1'47.957	31.054	30.525	21.041	25.337	341.8	
		7 Laps at start		7 Laps at start			3rd	35	Cal CRUTCHLOW HONDA GBR LCR Honda CASTROL					
8	7'59.114	31.082	32.137	21.945	25.549	336.5			Runs=3 Total laps=18 Full laps=11					
9	1'51.626	31.798	32.605	21.753	25.470	339.6	Run # 1	Front Tyre	Slick-Medium	Rear Tyre	Slick-Hard			
10	1'49.215	31.518	30.791	21.534	25.372	342.9			New Tyre		New Tyre			
11	1'48.796	31.272	30.846	21.301	25.377	339.6	1	2'22.184	30.159	33.343	22.715	26.027	344.0	
12	1'48.452	31.212	30.700	21.254	25.286	340.7	2	1'53.071	32.998	32.098	22.079	25.896	345.0	
13	2'02.414 P	35.280	32.725	22.260	32.149	338.6	3	1'53.157	32.482	32.904	22.111	25.660	344.0	
Run # 3	Front Tyre	Slick-Soft	Rear Tyre	Slick-Soft			4	1'51.410 *	31.907	31.688	22.016	25.799*	341.8	
		New Tyre		New Tyre			5	1'50.982	32.023	31.420	21.781	25.758	341.8	
14	8'23.881	33.675	34.744	22.331	25.654	338.6	6	2'06.785 P	36.521	34.522*	22.637	33.105	340.7	
15	1'49.561	31.988	30.918	21.471	25.184	339.6	Run # 2	Front Tyre	Slick-Medium	Rear Tyre	Slick-Medium			
16	1'47.931	31.176	30.509	21.069	25.177	340.7			6 Laps at start		New Tyre			
17	1'47.782	31.021	30.486	21.047	25.228	340.7	7	7'16.351	34.103	33.419	22.541	27.705	341.8	
18	2'02.465	37.276	33.769	24.980	26.440	340.7	8	1'52.865	33.381	31.976	21.877	25.631	342.9	
2nd	12	Maverick VIÑALES YAMAHA SPA Monster Energy Yamaha MotoGP						9	1'49.100	31.567	30.793	21.324	25.416	344.0
		Runs=4 Total laps=18 Full laps=11						10	1'49.088	31.467	30.824	21.359	25.438	346.1
Run # 1	Front Tyre	Slick-Medium	Rear Tyre	Slick-Medium			11	1'52.034	32.703	32.140	21.625	25.566	341.8	
		New Tyre		New Tyre			12	1'49.597	31.553	30.961	21.460	25.623	342.9	
1	3'15.237	29.273	32.416	22.266	25.895	340.7	13	1'58.969 P	33.261	31.867	22.073	31.768	338.6	
2	1'50.902	32.221	31.219	21.698	25.764	339.6	Run # 3	Front Tyre	Slick-Soft	Rear Tyre	Slick-Soft			
3	1'49.980	31.756	31.073	21.395	25.756	338.6			New Tyre		New Tyre			
4	1'49.893	31.602	31.081	21.527	25.683	338.6	14	8'54.235	32.456	42.564	23.149	25.761	345.0	
5	1'52.398	31.495	30.859	24.135	25.909	337.5	15	1'49.651	32.031	31.098	21.320	25.202	346.1	
6	1'49.603	31.496	31.083	21.357	25.667	339.6	16	1'48.368	31.235	30.653	21.253	25.227	347.3	
7	2'00.218 P	33.281	32.415	22.436	32.086	338.6	17	1'48.111	31.197	30.581	21.186	25.147	347.3	
Run # 2	Front Tyre	Slick-Medium	Rear Tyre	Slick-Medium			18	1'56.749 *	36.663*	32.392	22.244	25.450	346.1	
		7 Laps at start		7 Laps at start										
8	7'07.789	28.279	32.115	21.900	25.706	339.6								
9	1'49.328	31.565	30.796	21.388	25.579	341.8								
10	1'49.019	31.323	30.824	21.426	25.446	342.9								

Fastest Lap: Takaaki NAKAGAMI LCR Honda IDEMITS JPN **1'47.782** 31.021 30.486 21.047 25.228

These data/results cannot be reproduced, stored and/or transmitted in whole or in part by any manner of electronic, mechanical, photocopying, recording, broadcasting or otherwise now known or herein after developed without the previous express consent by the copyright owner, except for reproduction in daily press and regular printed publications on sale to the public within 60 days of the event related to those data/results and always provided that copyright symbol appears together as follows below.
 © DORNA, 2020



Free Practice Nr. 2

MotoGP

Lap	Lap Time	T1	T2	T3	T4	Speed	Lap	Lap Time	T1	T2	T3	T4	Speed				
4th	20	Fabio QUARTARARO				YAMAHA FRA		19	1'48.252	31.173	30.577	21.194	25.308	339.6			
		Petronas Yamaha SRT						20	2'02.583	P 32.980	32.486	24.662	32.455	337.5			
Runs=3 Total laps=18 Full laps=12																	
Run #	1	Front Tyre	Slick-Medium	Rear Tyre	Slick-Medium		6th						42	Alex RINS	SUZUKI	SPA	
		New Tyre		New Tyre			Team SUZUKI ECSTAR						Runs=3 Total laps=19 Full laps=13				
							Run #	1	Front Tyre	Slick-Soft	Rear Tyre	Slick-Medium					
									New Tyre		New Tyre						
1	2'38.443	30.617	35.771	22.984	26.373	336.5	1	2'42.899	30.362	33.052	22.762	25.830	338.6				
2	1'50.901	32.234	31.441	21.551	25.675	341.8	2	1'50.399	32.029	31.069	21.768	25.533	339.6				
3	1'49.191	31.363	30.955	21.242	25.631	339.6	3	1'49.111	31.446	30.857	21.306	25.502	337.5				
4	1'48.973 *	31.337	30.864	21.202	25.570*	340.7	4	1'50.150 *	31.157	30.907	21.261	26.825*	337.5				
5	1'49.098	31.227	30.844	21.246	25.781	338.6	5	1'49.612	31.417	30.977	21.603	25.615	338.6				
6	1'56.222 P	32.452	31.053	21.404	31.313	339.6	6	1'49.250	31.358	30.887	21.403	25.602	339.6				
Run #	2	Front Tyre	Slick-Medium	Rear Tyre	Slick-Medium		Run #	2	Front Tyre	Slick-Soft	Rear Tyre	Slick-Medium					
		6 Laps at start		6 Laps at start					7 Laps at start		7 Laps at start						
7	8'36.683	30.221	32.850	23.094	26.540	315.9	8	6'36.703	30.675	32.880	23.043	26.298	327.3				
8	1'50.651	31.789	31.247	21.592	26.023	340.7	9	1'50.546	32.040	31.145	21.690	25.671	336.5				
9	1'49.481	31.364	31.001	21.346	25.770	339.6	10	1'49.635	31.519	30.968	21.483	25.665	336.5				
10	1'49.160	31.315	30.935	21.296	25.614	342.9	11	1'49.314	31.414	30.946	21.356	25.598	337.5				
11	1'49.289	31.372	30.944	21.288	25.685	341.8	12	1'49.280	31.378	30.984	21.374	25.544	337.5				
12	1'49.244	31.263	31.005	21.211	25.765	337.5	13	2'01.681 P	34.957	32.688	22.222	31.814	333.4				
13	1'49.174	31.354	30.871	21.211	25.738	337.5	Run #	3	Front Tyre	Slick-Soft	Rear Tyre	Slick-Soft					
14	1'49.344	31.410	30.840	21.347	25.747	337.5			New Tyre		New Tyre						
15	1'54.586 P	31.310	30.923	21.286	31.067	337.5	14	7'38.443	30.501	32.380	22.025	25.767	337.5				
Run #	3	Front Tyre	Slick-Medium	Rear Tyre	Slick-Soft		15	1'49.993	31.545	31.370	21.582	25.496	340.7				
		New Tyre		New Tyre			16	1'48.861	31.409	30.782	21.409	25.261	342.9				
16	6'26.521	29.179	34.733	21.970	25.542	341.8	17	1'48.437	31.240	30.633	21.275	25.289	341.8				
17	1'48.800	31.382	30.676	21.234	25.508	339.6	18	1'48.190	31.114	30.556	21.145	25.375	340.7				
18	1'48.164	31.063	30.610	21.074	25.417	341.8	19	1'55.576	34.803	32.576	22.192	26.005	337.5				
5th	36	Joan MIR				SUZUKI SPA		7th						27	Iker LECUONA	KTM	SPA
		Team SUZUKI ECSTAR						Red Bull KTM Tech 3						Runs=3 Total laps=18 Full laps=12			
Runs=3 Total laps=20 Full laps=13							Run #	1	Front Tyre	Slick-Medium	Rear Tyre	Slick-Medium					
		New Tyre		11 Laps at start					New Tyre		New Tyre						
1	2'36.743	31.048	33.286	22.444	26.220	335.4	1	2'12.911	30.137	32.597	22.358	25.720	340.7				
2	1'51.591	32.839	31.541	21.590	25.621	338.6	2	1'52.380	32.325	31.140	21.700	27.215	345.0				
3	1'49.445	31.731	30.930	21.329	25.455	337.5	3	1'50.946	32.404	31.184	21.739	25.619	336.5				
4	1'49.156 *	31.485	30.895	21.359	25.417*	337.5	4	1'50.072 *	31.891	31.037	21.488	25.656*	335.4				
5	1'50.172	31.443	30.857	22.283	25.589	340.7	5	1'49.684	31.629	30.982	21.439	25.634	335.4				
6	1'49.280	31.529	30.854	21.411	25.486	337.5	6	1'49.465	31.667	30.806	21.377	25.615	335.4				
7	1'49.282	31.508	30.873	21.320	25.581	337.5	7	1'59.953 P	33.008	32.272	21.740	32.933	308.7				
8	1'57.241 P	31.676	31.198	23.056	31.311	337.5	Run #	2	Front Tyre	Slick-Medium	Rear Tyre	Slick-Medium					
		8 Laps at start		9 Laps at start					7 Laps at start		7 Laps at start						
9	6'25.812	29.808	32.393	22.175	25.924	335.4	8	7'22.028	30.543	32.322	22.278	26.038	334.4				
10	1'50.434	32.250	31.178	21.506	25.500	336.5	9	1'50.741	32.249	31.175	21.627	25.690	332.3				
11	1'49.095	31.503	30.889	21.332	25.371	337.5	10	1'50.221	31.775	31.202	21.675	25.569	333.4				
12	1'49.184	31.427	30.870	21.350	25.537	337.5	11	1'49.761	31.770	30.950	21.424	25.617	335.4				
13	1'49.065	31.330	30.892	21.434	25.409	338.6	12	1'49.392	31.623	30.938	21.340	25.491	335.4				
14	1'59.363 P	32.884	32.307	22.307	31.865	335.4	13	1'49.264	31.550	30.846	21.332	25.536	334.4				
Run #	3	Front Tyre	Slick-Soft	Rear Tyre	Slick-Soft		14	1'58.134 P	32.990	31.391	22.032	31.721	334.4				
		New Tyre		New Tyre					New Tyre		New Tyre						
15	5'51.665	29.636	32.053	21.761	25.493	335.4	Run #	3	Front Tyre	Slick-Medium	Rear Tyre	Slick-Soft					
16	1'49.089	31.790	30.776	21.287	25.236	338.6			New Tyre		New Tyre						
17	1'48.182	31.231	30.559	21.217	25.175	338.6	15	8'06.682	30.273	31.688	22.054	25.525	335.4				
18	1'48.200	31.209	30.519	21.174	25.298	340.7											

Fastest Lap: Takaaki NAKAGAMI LCR Honda IDEMITS JPN **1'47.782** 31.021 30.486 21.047 25.228

These data/results cannot be reproduced, stored and/or transmitted in whole or in part by any manner of electronic, mechanical, photocopying, recording, broadcasting or otherwise now known or herein after developed without the previous express consent by the copyright owner, except for reproduction in daily press and regular printed publications on sale to the public within 60 days of the event related to those data/results and always provided that copyright symbol appears together as follows below.
© DORNA, 2020



Free Practice Nr. 2

MotoGP

Lap	Lap Time	T1	T2	T3	T4	Speed	Lap	Lap Time	T1	T2	T3	T4	Speed	
16	1'48.880	31.575	30.758	21.209	25.338	337.5								
17	1'48.360	31.277	30.641	21.119	25.323	336.5								
18	1'48.402	31.260	30.631	21.190	25.321	336.5								
8th	41	Alex ESPARGARO APRILIA SPA					Alex MARQUEZ HONDA SPA							
Aprilia Racing Team Gresini							Repsol Honda Team							
Runs=3 Total laps=15 Full laps=10							Runs=3 Total laps=19 Full laps=12							
Run #	1	Front Tyre	Slick-Medium	Rear Tyre	Slick-Medium	Slick-Soft	Run #	1	Front Tyre	Slick-Medium	Rear Tyre	Slick-Soft	Slick-Soft	
			4 Laps at start								4 Laps at start			
1	2'02.171	29.420	32.347	21.929	25.669	339.6	1	2'09.548	29.776	33.969	23.455	26.294	337.5	
2	1'50.147	32.091	31.031	21.497	25.528	341.8	2	1'52.620	33.018	31.865	21.980	25.757	340.7	
3	1'49.699	31.792	30.949	21.255	25.703	338.6	3	1'50.478	32.016	31.243	21.664	25.555	339.6	
4	3'01.009 P	31.627	30.732	21.272	1'37.378	339.6	4	1'49.523 *	31.730	30.919	21.384	25.490*	340.7	
							5	1'49.138	31.432	30.850	21.372	25.484	339.6	
							6	1'48.988	31.408	30.859	21.257	25.464	339.6	
							7	1'57.417 P	33.160	31.602	21.864	30.791	340.7	
Run #	2	Front Tyre	Slick-Medium	Rear Tyre	Slick-Medium	Slick-Soft	Run #	2	Front Tyre	Slick-Medium	Rear Tyre	Slick-Soft	Slick-Soft	
			4 Laps at start								11 Laps at start			
5	10'30.483	34.966	33.332	22.508	26.297	339.6	8	6'41.832	29.523	32.612	22.448	25.867	339.6	
6	1'51.841	32.678	31.663	21.672	25.828	336.5	9	1'51.221	32.243	31.548	21.652	25.778	337.5	
7	1'50.127	31.879	31.147	21.401	25.700	337.5	10	1'49.968	31.748	31.116	21.529	25.575	339.6	
8	1'49.423	31.511	31.006	21.266	25.640	337.5	11	1'49.361	31.417	31.068	21.378	25.498	340.7	
9	2'07.390 P	38.999	33.638	22.923	31.830	327.3	12	1'49.163	31.288	31.115	21.305	25.455	341.8	
							13	1'57.625 P	31.366	31.084	21.352	33.823	341.8	
Run #	3	Front Tyre	Slick-Medium	Rear Tyre	Slick-Soft	Slick-Soft	Run #	3	Front Tyre	Slick-Medium	Rear Tyre	Slick-Soft	Slick-Soft	
			New Tyre								New Tyre			
10	9'22.891	29.731	31.814	21.630	26.210	336.5	14	7'35.245	28.479	33.077	22.409	25.771	338.6	
11	1'51.160	31.474	32.386	21.463	25.837	338.6	15	1'51.062	32.177	31.387	21.749	25.749	339.6	
12	1'48.600	31.394	30.673	21.143	25.390	341.8	16	1'50.129 *	31.637	31.405	21.608	25.479*	340.7	
13	1'56.792	37.044	32.922	21.433	25.393	341.8	17	1'48.941	31.233	30.951	21.348	25.409	342.9	
14	1'48.426	31.247	30.621	21.112	25.446	341.8	18	1'48.443	31.215	30.741	21.129	25.358	341.8	
15	1'57.594	34.448	33.384	23.332	26.430	340.7	19	1'51.512	31.132	31.215	21.959	27.206	316.8	
9th	44	Poal ESPARGARO KTM SPA					Stefan BRADL HONDA GER							
Red Bull KTM Factory Racing							Repsol Honda Team							
Runs=3 Total laps=18 Full laps=12							Runs=3 Total laps=19 Full laps=12							
Run #	1	Front Tyre	Slick-Soft	Rear Tyre	Slick-Medium	Slick-Soft	Run #	1	Front Tyre	Slick-Medium	Rear Tyre	Slick-Soft	Slick-Soft	
			New Tyre								5 Laps at start			
1	2'20.088	30.276	33.690	22.808	25.772	341.8	1	2'07.619	29.633	33.749	22.619	26.314	339.6	
2	1'52.009	32.402	31.522	21.788	26.297	341.8	2	1'52.333	32.598	31.502	22.256	25.977	338.6	
3	1'50.407	31.929	31.175	21.927	25.376	340.7	3	1'54.231	35.088	32.129	21.536	25.478	342.9	
4	1'48.977 *	31.485	30.854	21.281	25.357*	341.8	4	1'49.358 *	31.497	30.898	21.340	25.623*	345.0	
5	1'51.266	31.493	31.166	23.142	25.465	339.6	5	1'49.024	31.465	30.969	21.168	25.422	341.8	
6	1'49.250	31.503	30.926	21.318	25.503	339.6	6	1'48.913	31.343	30.766	21.311	25.493	340.7	
7	1'58.744 P	33.569	32.142	22.078	30.955	338.6	7	1'57.320 P	32.254	31.607	21.767	31.692	335.4	
Run #	2	Front Tyre	Slick-Medium	Rear Tyre	Slick-Soft	Slick-Soft	Run #	2	Front Tyre	Slick-Medium	Rear Tyre	Slick-Soft	Slick-Soft	
			New Tyre								7 Laps at start			
8	8'02.564	28.879	32.220	22.330	25.555	340.7	8	8'13.613	30.926	32.328	21.873	25.578	341.8	
9	1'50.155	31.599	31.251	21.732	25.573	338.6	9	1'51.675	31.658	32.949	21.586	25.482	345.0	
10	1'49.103	31.467	30.815	21.483	25.338	339.6	10	1'49.296	31.407	31.025	21.475	25.389	345.0	
11	1'48.439	31.268	30.736	21.102	25.333	339.6	11	1'49.401	31.494	30.998	21.432	25.477	344.0	
12	1'48.813	31.307	30.806	21.266	25.434	339.6	12	1'49.379	31.364	31.007	21.491	25.517	342.9	
13	1'48.857	31.350	30.842	21.170	25.495	339.6	13	1'49.874	31.513	31.201	21.473	25.687	340.7	
14	1'56.199 P	31.473	32.028	22.033	30.665	338.6	14	1'59.974 P	33.822	31.961	22.093	32.098	334.4	
Run #	3	Front Tyre	Slick-Medium	Rear Tyre	Slick-Soft	Slick-Soft	Run #	3	Front Tyre	Slick-Medium	Rear Tyre	Slick-Soft	Slick-Soft	
			7 Laps at start								New Tyre			
15	7'15.269	30.070	32.413	21.952	27.680	339.6	15	6'36.605	34.483	48.235	22.619	25.508	344.0	
16	1'50.711	32.225	31.211	21.642	25.633	340.7	16	1'49.154	31.679	30.881	21.362	25.232	345.0	
17	1'50.198	31.781	31.193	21.497	25.727	340.7	17	1'48.444	31.206	30.676	21.336	25.226	345.0	
18	1'51.382	31.595	31.172	22.953	25.662	340.7								

Fastest Lap: Takaaki NAKAGAMI LCR Honda IDEMITS JPN 1'47.782 31.021 30.486 21.047 25.228

These data/results cannot be reproduced, stored and/or transmitted in whole or in part by any manner of electronic, mechanical, photocopying, recording, broadcasting or otherwise now known or herein after developed without the previous express consent by the copyright owner, except for reproduction in daily press and regular printed publications on sale to the public within 60 days of the event related to those data/results and always provided that copyright symbol appears together as follows below.
© DORNA, 2020

Official MotoGP Timing by TISSOT
www.motogp.com



Alcañiz, Friday, October 23, 2020

Free Practice Nr. 2

MotoGP

Lap	Lap Time	T1	T2	T3	T4	Speed	Lap	Lap Time	T1	T2	T3	T4	Speed
18	1'49.102	31.161	30.817	21.348	25.776	345.0	16	1'48.532	31.364	30.620	21.257	25.291	342.9
19	1'56.940 *	34.838*	33.393	22.983	25.726	340.7	17	1'49.489	31.521	30.785	21.419	25.764	340.7

12th 88 Miguel OLIVEIRA KTM POR
Red Bull KTM Tech 3
Runs=3 Total laps=19 Full laps=13

Run #	1	Front Tyre	Slick-Soft	Rear Tyre	Slick-Medium	Run #	2	Front Tyre	Slick-Soft	Rear Tyre	Slick-Medium		
			New Tyre		New Tyre								
1	2'18.850	30.345	33.321	22.647	25.905	338.6	8	6'16.571	29.801	32.278	21.961	25.659	338.6
2	1'52.595	32.768	31.511	21.650	26.666	339.6	9	1'50.108	31.936	31.154	21.536	25.482	339.6
3	1'49.639	31.845	31.021	21.366	25.407	337.5	10	1'49.420	31.575	30.910	21.416	25.519	339.6
4	1'49.081 *	31.359	30.890	21.320	25.512*	338.6	11	1'49.775	31.644	31.168	21.434	25.529	338.6
5	1'49.253	31.347	31.059	21.384	25.463	340.7	12	1'49.532	31.649	31.043	21.374	25.466	339.6
6	1'49.371	31.462	30.996	21.321	25.592	336.5	13	1'50.057	31.787	31.225	21.560	25.485	338.6
7	2'02.501 P	33.792	32.239	22.037	34.433	206.0	14	2'02.456 P	33.798	33.518*	22.308	32.832	338.6
Run #	3	Front Tyre	Slick-Soft	Rear Tyre	Slick-Soft	Run #	3	Front Tyre	Slick-Soft	Rear Tyre	Slick-Soft		
			New Tyre		New Tyre								
15	7'20.005	29.213	32.120	21.897	25.636	338.6	15	6'34.427	30.940	33.479	22.200	28.358	334.4
16	1'54.588	31.591	31.038	26.439	25.520	338.6	16	1'51.645	32.133	32.519	21.698	25.295	339.6
17	1'48.789	31.493	30.784	21.263	25.249	341.8	17	1'48.662	31.340	30.728	21.401	25.193	341.8
18	1'48.527	31.331	30.661	21.226	25.309	342.9	18	1'48.545	31.291	30.755	21.186	25.313	340.7
19	1'50.125	31.902	31.092	21.657	25.474	341.8	19	1'48.901	31.403	30.774	21.425	25.299	339.6

13th 5 Johann ZARCO DUCATI FRA
Esponsorama Racing
Runs=3 Total laps=17 Full laps=11

Run #	1	Front Tyre	Slick-Soft	Rear Tyre	Slick-Medium	Run #	2	Front Tyre	Slick-Medium	Rear Tyre	Slick-Medium		
			New Tyre		New Tyre								
1	2'18.545	29.824	34.222	23.075	26.118	338.6	7	6'54.711	30.080	33.713	23.901	26.865	335.4
2	1'54.402	32.806	34.108	21.800	25.688	345.0	8	1'54.184	33.440	33.045	22.194	25.505	340.7
3	1'49.793	31.917	30.771	21.671	25.434	344.0	9	1'49.605	31.604	31.041	21.447	25.513	341.8
4	1'48.867 *	31.560	30.705	21.306	25.296*	346.1	10	1'49.185	31.595	30.834	21.293	25.463	342.9
5	1'52.632	32.037	33.435	21.608	25.552	340.7	11	1'55.470	31.416	30.839	27.661	25.554	341.8
6	2'00.368 P	33.697	32.279	22.585	31.807	337.5	12	1'57.725 P	31.482	30.955	21.294	33.994	339.6
Run #	3	Front Tyre	Slick-Medium	Rear Tyre	Slick-Soft	Run #	3	Front Tyre	Slick-Medium	Rear Tyre	Slick-Soft		
			New Tyre		New Tyre								
13	10'38.858	30.907	34.068	22.484	25.455	342.9	13	6'00.245	30.472	31.779	21.599	25.720	336.5
14	1'50.700	31.670	32.080	21.568	25.382	344.0	14	1'49.064	31.386	30.864	21.207	25.607	335.4
15	1'48.740	31.495	30.734	21.284	25.227	344.0	15	1'48.965	31.399	30.834	21.189	25.543	336.5

14th 33 Brad BINDER KTM RSA
Red Bull KTM Factory Racing
Runs=3 Total laps=19 Full laps=12

Run #	1	Front Tyre	Slick-Medium	Rear Tyre	Slick-Medium	Run #	2	Front Tyre	Slick-Medium	Rear Tyre	Slick-Medium		
			New Tyre		New Tyre								
1	2'12.589	30.230	32.872	22.447	25.719	339.6	9	6'49.186	31.718	32.579	22.159	25.856	338.6
2	1'52.250	32.100	31.280	21.906	26.964	345.0	10	1'57.680	32.082	31.623	28.307	25.668	339.6
3	1'54.755	31.748	30.979	26.376	25.652	338.6	11	1'51.566	33.109	31.208	21.867	25.382	340.7
4	1'49.951 *	31.692	31.055	21.692	25.512*	338.6	12	1'49.392	31.544	31.029	21.488	25.331	339.6
5	1'49.590	31.317	31.015	21.639	25.619	338.6	13	1'50.533	31.199	32.077	21.758	25.499	340.7
6	1'54.429 *	31.402	35.812*	21.508	25.707	337.5	14	1'58.128 P	31.710	31.558	22.811	32.049	337.5
7	1'49.781	31.439	31.231	21.617	25.494	339.6	Run #	3	Front Tyre	Slick-Medium <th>Rear Tyre</th> <th>Slick-Medium</th>	Rear Tyre	Slick-Medium	
8	2'03.916 P	35.204	31.861	22.394	34.457	339.6							
			New Tyre		New Tyre								
15	6'34.427	30.940	33.479	22.200	28.358	334.4	Run #	3	Front Tyre	Slick-Medium <th>Rear Tyre</th> <th>missing data</th>	Rear Tyre	missing data	
16	1'51.645	32.133	32.519	21.698	25.295	339.6							
17	1'48.662	31.340	30.728	21.401	25.193	341.8							
18	1'48.545	31.291	30.755	21.186	25.313	340.7							
19	1'48.901	31.403	30.774	21.425	25.299	339.6							

15th 21 Franco MORBIDELLI YAMAHA ITA
Petronas Yamaha SRT
Runs=3 Total laps=20 Full laps=15

Run #	1	Front Tyre	Slick-Medium	Rear Tyre	Slick-Soft	Run #	2	Front Tyre	Slick-Medium	Rear Tyre	Slick-Soft		
			New Tyre		New Tyre								
1	2'01.024	30.671	32.728	22.080	26.025	336.5	8	6'30.222	29.990	32.064	21.751	25.688	337.5
2	1'50.717	32.088	31.389	21.518	25.722	336.5	9	1'49.486	31.703	30.813	21.396	25.574	336.5
3	1'49.270	31.519	30.906	21.178	25.667	335.4	10	1'49.058	31.380	30.731	21.401	25.546	336.5
4	1'48.612	31.214	30.716	21.106	25.576	336.5	11	1'48.875	31.347	30.873	21.181	25.474	339.6
5	1'48.908	31.255	30.813	21.325	25.515	336.5	12	1'58.132 P	31.281	30.924	21.309	34.618	338.6
6	1'49.032	31.364	30.773	21.275	25.620	335.4	Run # <th>3</th> <th>Front Tyre</th> <th>Slick-Medium</th> <th>Rear Tyre</th> <th>Slick-Soft</th>	3	Front Tyre	Slick-Medium	Rear Tyre	Slick-Soft	
7	2'00.029 P	33.418	32.418	22.005	32.188	334.4							
			New Tyre		New Tyre								
13	6'00.245	30.472	31.779	21.599	25.720	336.5	Run # <th>3</th> <th>Front Tyre</th> <th>Slick-Medium</th> <th>Rear Tyre</th> <th>Slick-Soft</th>	3	Front Tyre	Slick-Medium	Rear Tyre	Slick-Soft	
14	1'49.064	31.386	30.864	21.207	25.607	335.4							
15	1'48.965	31.399	30.834	21.189	25.543	336.5							

Fastest Lap: Takaaki NAKAGAMI LCR Honda IDEMITS JPN 1'47.782 31.021 30.486 21.047 25.228

These data/results cannot be reproduced, stored and/or transmitted in whole or in part by any manner of electronic, mechanical, photocopying, recording, broadcasting or otherwise now known or herein after developed without the previous express consent by the copyright owner, except for reproduction in daily press and regular printed publications on sale to the public within 60 days of the event related to those data/results and always provided that copyright symbol appears together as follows below.
© DORNA, 2020

Official MotoGP Timing by TISSOT
www.motogp.com

Alcañiz, Friday, October 23, 2020

Page 4 of 6



Free Practice Nr. 2

MotoGP

Lap	Lap Time	T1	T2	T3	T4	Speed	Lap	Lap Time	T1	T2	T3	T4	Speed
16	1'49.225	31.256	30.968	21.233	25.768	338.6	Run # 3	Front Tyre	Slick-Medium	Rear Tyre	Slick-Soft		
17	1'49.409	31.484	30.913	21.348	25.664	339.6			New Tyre		New Tyre		
18	1'49.125	31.346	30.882	21.295	25.602	340.7	15	6'41.136	30.407	32.346	22.040	26.996	324.4
19	1'49.298	31.347	30.985	21.326	25.640	338.6	16	1'50.808	31.765	31.590	21.941	25.512	339.6
20	1'52.771	31.462	31.107	23.640	26.562	333.4	17	1'48.871	31.489	30.872	21.229	25.281	341.8

16th 38 **Bradley SMITH** APRILIA GBR
Aprilia Racing Team Gresini

Runs=3 Total laps=19 Full laps=13

Run #	1	Front Tyre	Slick-Soft	Rear Tyre	Slick-Medium	Speed
			18 Laps at start		New Tyre	
1	2'09.703	30.065	33.807	23.051	26.226	337.5
2	1'53.090	33.101	31.866	22.005	26.118	339.6
3	1'50.710	32.119	31.208	21.616	25.767	339.6
4	1'49.939 *	31.776	30.991	21.452	25.720*	338.6
5	1'50.248	31.939	31.030	21.613	25.666	339.6
6	1'49.934	31.701	31.074	21.501	25.658	337.5
7	2'01.274 P	35.554	32.207	22.155	31.358	337.5

Run #	2	Front Tyre	Slick-Soft	Rear Tyre	Slick-Medium	Speed
			New Tyre		New Tyre	
8	7'55.732	29.734	32.317	22.220	26.032	335.4
9	1'51.099	32.346	31.309	21.673	25.771	336.5
10	1'50.316	31.986	31.145	21.482	25.703	336.5
11	1'49.521	31.644	31.038	21.358	25.481	338.6
12	1'49.708	31.605	31.030	21.388	25.685	337.5
13	1'49.610	31.652	30.962	21.401	25.595	337.5
14	1'49.027	31.397	30.904	21.193	25.533	338.6
15	1'58.310 P	33.754	31.686	21.878	30.992	334.4

Run #	3	Front Tyre	Slick-Soft	Rear Tyre	Slick-Soft	Speed
			8 Laps at start		New Tyre	
16	5'32.262	30.663	31.942	21.648	29.533	243.5
17	1'50.702	32.189	31.178	21.576	25.759	337.5
18	1'50.927	31.675	31.425	21.737	26.090	339.6
19	1'48.810	31.318	30.757	21.287	25.448	339.6

17th 9 **Danilo PETRUCCI** DUCATI ITA
Ducati Team

Runs=3 Total laps=19 Full laps=13

Run #	1	Front Tyre	Slick-Medium	Rear Tyre	Slick-Medium	Speed
			New Tyre		New Tyre	
1	2'17.181	31.136	33.781	22.983	25.876	340.7
2	1'51.340	32.477	31.433	21.749	25.681	344.0
3	1'49.684	31.836	30.976	21.405	25.467	340.7
4	1'49.148 *	31.571	30.754	21.400	25.423*	341.8
5	1'50.308	31.506	31.325	21.817	25.660	341.8
6	1'49.487	31.552	30.952	21.451	25.532	338.6
7	2'07.810 P	36.908	35.275	22.997	32.630	321.5

Run #	2	Front Tyre	Slick-Medium	Rear Tyre	Slick-Medium	Speed
			7 Laps at start		7 Laps at start	
8	6'22.266	30.314	33.252	22.195	25.706	338.6
9	1'54.120	32.296	31.896	22.013	27.915	290.5
10	1'50.059	31.703	31.050	21.624	25.682	340.7
11	1'49.422	31.509	30.963	21.396	25.554	344.0
12	1'49.163	31.456	30.934	21.369	25.404	344.0
13	1'49.661	31.559	31.050	21.419	25.633	341.8
14	2'03.422 P	34.363	33.604	22.975	32.480	322.5

18th 4 **Andrea DOVIZIOSO** DUCATI ITA
Ducati Team

Runs=3 Total laps=16 Full laps=9

Run #	1	Front Tyre	Slick-Medium	Rear Tyre	Slick-Soft	Speed
			New Tyre		New Tyre	
1	2'20.293	30.242	33.647	22.803	25.824	339.6
2	1'52.646	32.458	31.548	21.817	26.823	348.4
3	1'50.835	32.318	31.096	21.587	25.834	351.8
4	1'57.680 P	31.482	30.903	23.662	31.633	337.5

Run #	2	Front Tyre	Slick-Medium	Rear Tyre	Slick-Soft	Speed
			4 Laps at start		4 Laps at start	
5	8'50.120	30.563	33.573	22.381	25.795	342.9
6	1'50.555	31.989	31.277	21.754	25.535	344.0
7	1'50.118 *	31.793	31.156*	21.727	25.442	344.0
8	1'49.656	31.540	31.117	21.506	25.493	345.0
9	1'49.736	31.556	31.107	21.607	25.466	342.9
10	1'57.250 P	31.580	31.027	22.849	31.794	333.4

Run #	3	Front Tyre	Slick-Medium	Rear Tyre	Slick-Soft	Speed
			10 Laps at start		10 Laps at start	
11	10'39.375	31.762	32.884	22.486	25.956	340.7
12	1'55.408	32.358	31.648	23.061	28.341	303.5
13	1'52.132	31.596	33.357	21.727	25.452	348.4
14	1'49.240	31.495	30.944	21.423	25.378	348.4
15	1'52.863	31.565	30.960	21.628	28.710	345.0
16	2'04.147 P	34.556	35.196	22.630	31.765	339.6

19th 63 **Francesco BAGNAIA** DUCATI ITA
Pramac Racing

Runs=2 Total laps=18 Full laps=12

Run #	1	Front Tyre	Slick-Medium	Rear Tyre	Slick-Soft	Speed
			New Tyre		New Tyre	
1	2'17.061	31.523	33.687	22.970	26.105	344.0
2	1'50.934	32.353	31.467	21.529	25.585	345.0
3	1'49.544	31.825	31.029	21.285	25.405	344.0
4	1'49.446 *	31.721	31.016	21.333	25.376*	345.0
5	1'52.929	31.669	31.081	21.393	28.786	345.0
6	1'50.165	31.951	31.080	21.564	25.570	342.9
7	1'49.725	31.671	30.977	21.302	25.775	347.3
8	1'49.319	31.708	30.905	21.218	25.488	345.0
9	1'58.876 P	33.299	31.745	22.091	31.741	345.0

Run #	2	Front Tyre	Slick-Medium	Rear Tyre	Slick-Soft	Speed
			9 Laps at start		9 Laps at start	
10	8'11.276	34.726	33.646	28.002	26.016	346.1
11	1'50.867	32.248	31.286	21.571	25.762	347.3
12	1'49.873	31.861	31.139	21.456	25.417	347.3
13	1'49.423	31.518	31.015	21.351	25.539	346.1
14	1'49.691	31.723	31.003	21.396	25.569	345.0
15	2'02.280 P	31.706	31.246	28.364	30.964	342.9

Fastest Lap: Takaaki NAKAGAMI LCR Honda IDEMITS JPN 1'47.782 31.021 30.486 21.047 25.228

These data/results cannot be reproduced, stored and/or transmitted in whole or in part by any manner of electronic, mechanical, photocopying, recording, broadcasting or otherwise now known or herein after developed without the previous express consent by the copyright owner, except for reproduction in daily press and regular printed publications on sale to the public within 60 days of the event related to those data/results and always provided that copyright symbol appears together as follows below.
© DORNA, 2020



Free Practice Nr. 2

MotoGP

Lap	Lap Time	T1	T2	T3	T4	Speed	Lap	Lap Time	T1	T2	T3	T4	Speed
Run # 3	Front Tyre Slick-Medium		Rear Tyre Slick-Soft				Run # 4	Front Tyre Slick-Medium		Rear Tyre Slick-Soft			
	15 Laps at start			15 Laps at start				11 Laps at start			11 Laps at start		
16	6'14.224	30.106	32.192	21.908	25.722	345.0	12	4'59.137	31.041	33.526	22.464	26.633	340.7
17	1'50.441	32.026	31.297	21.489	25.629	347.3	13	1'53.892 *	32.281	33.480*	22.439	25.692	345.0
18	1'49.692	31.597	31.122	21.398	25.575	346.1	14	1'49.955	31.710	31.095	21.496	25.654	345.0
20th 53 Tito RABAT							DUCATI SPA						
Esponsorama Racing													
Runs=3 Total laps=20 Full laps=13													

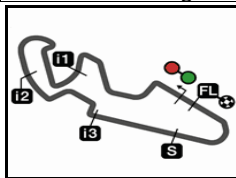
Run #	Front Tyre	Slick-Medium	Rear Tyre	Slick-Medium	Speed
Run # 1	New Tyre		New Tyre		
1	2'10.336	29.392	37.368	22.808	26.225 338.6
2	2'05.272	33.069	31.792	21.958	38.453 341.8
3	1'52.085	32.866	31.625	21.712	25.882 337.5
4	1'52.574 *	32.469	32.213	22.151	25.741* 338.6
5	1'50.827	32.222	31.231	21.745	25.629 339.6
6	1'57.093	33.292	33.875	23.843	26.083 337.5
7	1'59.357 P	32.507	31.555	22.820	32.475 337.5
Run # 2	7 Laps at start		7 Laps at start		
8	5'15.405	29.241	32.271	21.964	26.168 334.4
9	1'52.014	32.770	31.587	21.753	25.904 335.4
10	1'51.208	32.526	31.278	21.485	25.919 335.4
11	1'50.695	32.354	31.204	21.373	25.764 335.4
12	1'50.623	32.068	31.272	21.483	25.800 337.5
13	2'09.362 P	32.161	31.157	21.610	44.434 336.5
Run # 3	New Tyre		New Tyre		
14	5'24.272	30.469	33.018	22.114	26.101 335.4
15	1'51.364	32.565	31.422	21.659	25.718 336.5
16	1'50.014	32.028	31.063	21.321	25.602 336.5
17	1'50.110	32.171	30.926	21.451	25.562 337.5
18	1'49.733	32.028	30.974	21.234	25.497 338.6
19	1'50.021 *	32.080	30.924	21.391	25.626* 338.6
20	1'50.284	32.149	31.063	21.354	25.718 338.6

Run #	Front Tyre	Slick-Medium	Rear Tyre	Slick-Soft	Speed
Run # 1	New Tyre		New Tyre		
1	2'11.632	29.837	32.717	22.573	25.917 342.9
2	1'51.231	32.377	31.304	22.054	25.496 345.0
3	1'49.807	31.703	31.044	21.663	25.397 344.0
4	1'48.983 *	31.522	30.760	21.224	25.477* 342.9
5	2'09.682 P	31.575	30.958	30.593	36.556 237.6
Run # 2	5 Laps at start		5 Laps at start		
6	6'47.397	29.948	32.932	22.230	25.911 342.9
7	1'50.747	32.190	31.210	21.638	25.709 344.0
8	1'50.612	32.206	31.321	21.490	25.595 345.0
9	1'49.794	31.718	31.064	21.477	25.535 342.9
10	2'01.219 P	34.258	33.147	22.549	31.265 340.7
Run # 3	10 Laps at start		10 Laps at start		
11	9'07.154 P	36.637	37.020*	28.289	41.787 159.5

Fastest Lap: Takaaki NAKAGAMI LCR Honda IDEMITS JPN **1'47.782** 31.021 30.486 21.047 25.228

These data/results cannot be reproduced, stored and/or transmitted in whole or in part by any manner of electronic, mechanical, photocopying, recording, broadcasting or otherwise now known or herein after developed without the previous express consent by the copyright owner, except for reproduction in daily press and regular printed publications on sale to the public within 60 days of the event related to those data/results and always provided that copyright symbol appears together as follows below.
© DORNA, 2020





5077 m.

GRAN PREMIO LIQUI MOLY DE TERUEL

Free Practice Nr. 2

Best Partial Times

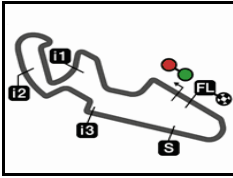
MotoGP™

IT Ideal Lap Time, sum of the best partial times*BT* Best Lap Time

T1		T2		T3		T4				<i>IT</i>	<i>BT</i>	
<i>Pos</i>	<i>Rider</i>	<i>Time</i>	<i>Rider</i>	<i>Time</i>	<i>Rider</i>	<i>Time</i>	<i>Rider</i>	<i>Time</i>	<i>Pos</i>	<i>Rider</i>		
1	T.NAKAGAMI	31.021	T.NAKAGAMI	30.486	M.VIÑALES	21.041	C.CRUTCHLOW	25.147	1	T.NAKAGAMI	1'47.731	1'47.782 (1)
2	M.VIÑALES	31.054	J.MIR	30.519	T.NAKAGAMI	21.047	J.MIR	25.175	2	M.VIÑALES	1'47.957	1'47.957 (2)
3	F.QUARTARARO	31.063	M.VIÑALES	30.525	F.QUARTARARO	21.074	T.NAKAGAMI	25.177	3	J.MIR	1'48.041	1'48.182 (5)
4	A.RINS	31.114	A.RINS	30.556	P.ESPARGARO	21.102	B.BINDER	25.193	4	A.RINS	1'48.076	1'48.190 (6)
5	A.MARQUEZ	31.132	C.CRUTCHLOW	30.581	F.MORBIDELLI	21.106	S.BRADL	25.226	5	C.CRUTCHLO	1'48.111	1'48.111 (3)
6	S.BRADL	31.161	F.QUARTARARO	30.610	A.ESPARGARO	21.112	J.ZARCO	25.227	6	F.QUARTARAR	1'48.164	1'48.164 (4)
7	J.MIR	31.173	J.ZARCO	30.620	I.LECUONA	21.119	M.OLIVEIRA	25.249	7	S.BRADL	1'48.231	1'48.444 (11)
8	C.CRUTCHLOW	31.197	A.ESPARGARO	30.621	A.MARQUEZ	21.129	A.RINS	25.261	8	B.BINDER	1'48.306	1'48.545 (14)
9	B.BINDER	31.199	I.LECUONA	30.631	A.RINS	21.145	D.PETRUCCI	25.281	9	I.LECUONA	1'48.331	1'48.360 (7)
10	F.MORBIDELLI	31.214	M.OLIVEIRA	30.661	S.BRADL	21.168	I.LECUONA	25.321	10	A.MARQUEZ	1'48.360	1'48.443 (10)
11	A.ESPARGARO	31.247	S.BRADL	30.676	J.MIR	21.174	P.ESPARGARO	25.333	11	A.ESPARGAR	1'48.370	1'48.426 (8)
12	I.LECUONA	31.260	F.MORBIDELLI	30.716	B.BINDER	21.186	M.VIÑALES	25.337	12	P.ESPARGAR	1'48.439	1'48.439 (9)
13	P.ESPARGARO	31.268	B.BINDER	30.728	C.CRUTCHLOW	21.186	A.MARQUEZ	25.358	13	M.OLIVEIRA	1'48.467	1'48.527 (12)
14	B.SMITH	31.318	P.ESPARGARO	30.736	B.SMITH	21.193	A.DOVIZIOSO	25.378	14	J.ZARCO	1'48.468	1'48.532 (13)
15	M.OLIVEIRA	31.331	A.MARQUEZ	30.741	F.BAGNAIA	21.218	A.ESPARGARO	25.390	15	F.MORBIDELLI	1'48.510	1'48.612 (15)
16	J.ZARCO	31.364	D.PETRUCCI	30.754	J.MILLER	21.224	J.MILLER	25.397	16	D.PETRUCCI	1'48.666	1'48.870 (17)
17	D.PETRUCCI	31.402	B.SMITH	30.757	M.OLIVEIRA	21.226	F.BAGNAIA	25.405	17	B.SMITH	1'48.716	1'48.810 (16)
18	A.DOVIZIOSO	31.482	J.MILLER	30.760	D.PETRUCCI	21.229	F.QUARTARARO	25.417	18	J.MILLER	1'48.903	1'49.794 (21)
19	F.BAGNAIA	31.518	A.DOVIZIOSO	30.903	T.RABAT	21.234	B.SMITH	25.448	19	F.BAGNAIA	1'49.046	1'49.319 (19)
20	J.MILLER	31.522	F.BAGNAIA	30.905	J.ZARCO	21.257	F.MORBIDELLI	25.474	20	A.DOVIZIOSO	1'49.186	1'49.240 (18)
21	T.RABAT	32.028	T.RABAT	30.924	A.DOVIZIOSO	21.423	T.RABAT	25.497	21	T.RABAT	1'49.683	1'49.733 (20)

These data/results cannot be reproduced, stored and/or transmitted in whole or in part by any manner of electronic, mechanical, photocopying, recording, broadcasting or otherwise now known or herein after developed without the previous express consent by the copyright owner, except for reproduction in daily press and regular printed publications on sale to the public within 60 days of the event related to those data/results and always provided that copyright symbol appears together as follows below.
© DORNA, 2020






5077 m.

GRAN PREMIO LIQUI MOLY DE TERUEL

Free Practice Nr. 2

Fastest Laps Sequence

<i>Practice Time</i>	 <i>Rider</i>	<i>Nation</i>	<i>Motorcycle</i>	<i>Time</i>	<i>Km/h</i>	<i>Rider's Lap</i>
3'51.741	21 Franco MORBIDELLI	ITA	YAMAHA	1'50.717	165.0	2
3'52.318	41 Aleix ESPARGARO	SPA	APRILIA	1'50.147	165.9	2
5'41.011	21 Franco MORBIDELLI	ITA	YAMAHA	1'49.270	167.2	3
6'18.535	20 Fabio QUARTARARO	FRA	YAMAHA	1'49.191	167.3	3
6'22.409	42 Alex RINS	SPA	SUZUKI	1'49.111	167.5	3
7'29.623	21 Franco MORBIDELLI	ITA	YAMAHA	1'48.612	168.2	4
11'30.176	30 Takaaki NAKAGAMI	JPN	HONDA	1'48.354	168.6	6
40'44.799	36 Joan MIR	SPA	SUZUKI	1'48.182	168.9	17
42'53.953	30 Takaaki NAKAGAMI	JPN	HONDA	1'47.931	169.3	16
44'41.735	30 Takaaki NAKAGAMI	JPN	HONDA	1'47.782	169.5	17

These data/results cannot be reproduced, stored and/or transmitted in whole or in part by any manner of electronic, mechanical, photocopying, recording, broadcasting or otherwise now known or herein after developed without the previous express consent by the copyright owner, except for reproduction in daily press and regular printed publications on sale to the public within 60 days of the event related to those data/results and always provided that copyright symbol appears together as follows below.

© DORNA, 2020

