


5077 m.

GRAN PREMIO LIQUI MOLY DE TERUEL

Race

Classification after 23 laps = 116.771 km

29

Pos		Rider	Nation	Team	Motorcycle	Total Time	Km/h	Gap
1	25	21 Franco MORBIDELLI	ITA	Petronas Yamaha SRT	YAMAHA	41'47.652	167.6	
2	20	42 Alex RINS	SPA	Team SUZUKI ECSTAR	SUZUKI	41'49.857	167.4	2.205
3	16	36 Joan MIR	SPA	Team SUZUKI ECSTAR	SUZUKI	41'53.028	167.2	5.376
4	13	44 Poi ESPARGARO	SPA	Red Bull KTM Factory Racing	KTM	41'57.951	166.9	10.299
5	11	5 Johann ZARCO	FRA	Esponsorama Racing	DUCATI	42'00.567	166.7	12.915
6	10	88 Miguel OLIVEIRA	POR	Red Bull KTM Tech 3	KTM	42'00.605	166.7	12.953
7	9	12 Maverick VIÑALES	SPA	Monster Energy Yamaha MotoGP	YAMAHA	42'01.914	166.6	14.262
8	8	20 Fabio QUARTARARO	FRA	Petronas Yamaha SRT	YAMAHA	42'02.372	166.6	14.720
9	7	27 Iker LECUONA	SPA	Red Bull KTM Tech 3	KTM	42'04.829	166.4	17.177
10	6	9 Danilo PETRUCCI	ITA	Ducati Team	DUCATI	42'07.171	166.3	19.519
11	5	35 Cal CRUTCHLOW	GBR	LCR Honda CASTROL	HONDA	42'07.360	166.3	19.708
12	4	6 Stefan BRADL	GER	Repsol Honda Team	HONDA	42'08.243	166.2	20.591
13	3	4 Andrea DOVIZIOSO	ITA	Ducati Team	DUCATI	42'09.874	166.1	22.222
14	2	53 Tito RABAT	SPA	Esponsorama Racing	DUCATI	42'14.148	165.8	26.496
15	1	38 Bradley SMITH	GBR	Aprilia Racing Team Gresini	APRILIA	42'19.468	165.5	31.816
Not classified								
		41 Aleix ESPARGARO	SPA	Aprilia Racing Team Gresini	APRILIA	36'33.402	166.6	3 laps
		73 Alex MARQUEZ	SPA	Repsol Honda Team	HONDA	23'39.540	167.3	10 laps
		63 Francesco BAGNAIA	ITA	Pramac Racing	DUCATI	9'57.656	152.9	18 laps
Not finished first lap								
		30 Takaaki NAKAGAMI	JPN	LCR Honda IDEMITSU	HONDA			
		43 Jack MILLER	AUS	Pramac Racing	DUCATI			
		33 Brad BINDER	RSA	Red Bull KTM Factory Racing	KTM			

Race condition: **Dry**Air: **20°**Humidity: **41%**Ground: **27°**

Pole Position:

Fastest Lap (New record):

Best Race Lap:

All Time Lap Record:

	Takaaki NAKAGAMI	1'46.882	171.0 Km/h
Lap 5	Franco MORBIDELLI	1'48.089	169.0 Km/h
2015	Jorge LORENZO	1'48.120	169.0 Km/h
2015	Marc MARQUEZ	1'46.635	171.4 Km/h

12:35'37

12:58'06

13:00'32

13:00'41 Jack MILLER

13:00'41 Brad BINDER

13:00'52 Takaaki NAKAGAMI

13:01'37 -

13:10'31 Francesco BAGNAIA

13:24'23 Alex MARQUEZ

13:39'00 Aleix ESPARGARO

SIGHTING LAP START**WARM UP LAP START****RACE START**

crashed out - Rider OK

crashed out - Rider OK

crashed out - Rider OK

No jump start

entered pits and retired

crashed out - Rider OK

stopped with machine problems

The results are provisional until the end of the limit for protest and appeals.

Time limit for protest expires 30' after publication of the results - Time:

These data/results cannot be reproduced, stored and/or transmitted in whole or in part by any manner of electronic, mechanical, photocopying, recording, broadcasting or otherwise now known or herein after developed without the previous express consent by the copyright owner, except for reproduction in daily press and regular printed publications on sale to the public within 60 days of the event related to those data/results and always provided that copyright symbol appears together as follows below.

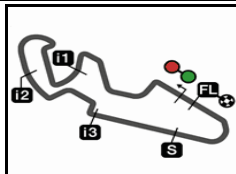
© DORNA, 2020

Official MotoGP Timing by TISSOT

www.motogp.com

Alcañiz, Sunday, October 25, 2020





GRAN PREMIO LIQUI MOLY DE TERUEL

5077 m.

World Championship Classification

30

Rider		Points	Leader	Previous	QAT	SPA	ANC	CZE	AUT	STY	RSM	EMI	CAT	FRA	ARA	TER	EUR	VAL	POR
1	MIR Joan	SPA	137		-	-	11	-	20	13	16	20	20	5	16	16			
2	QUARTARARO Fabio	FRA	123	14	14	-	25	25	9	8	3	-	13	25	7	0	8		
3	VIÑALES Maverick	SPA	118	19	5	-	20	20	2	6	-	10	25	7	6	13	9		
4	MORBIDELLI Franco	ITA	112	25	6	-	11	-	20	-	1	25	7	13	-	10	25		
5	DOVIZIOSO Andrea	ITA	109	28	3	-	16	10	5	25	11	9	8	-	13	9	3		
6	RINS Alex	SPA	105	32	4	-	-	6	13	-	10	11	4	16	-	25	20		
7	NAKAGAMI Takaaki	JPN	92	45	13	-	6	13	8	10	9	7	10	9	9	11	-		
8	ESPARGARO Pol	SPA	90	47	2	-	10	9	-	-	16	6	16	-	16	4	13		
9	MILLER Jack	AUS	82	55	8	-	13	-	7	16	20	8	-	11	-	7	-		
10	OLIVEIRA Miguel	POR	79	58	3	-	8	-	10	-	25	5	11	-	10	0	10		
11	PETRUCCI Danilo	ITA	71	66	8	-	7	-	4	9	5	0	6	8	25	1	6		
12	BINDER Brad	RSA	67	70	4	-	3	-	25	13	8	4	-	5	4	5	-		
13	MARQUEZ Alex	SPA	67	70	0	-	4	8	1	2	0	0	9	3	20	20	-		
14	ZARCO Johann	FRA	64	73	3	-	5	7	16	-	2	1	5	-	11	6	11		
15	ROSSI Valentino	ITA	58	79	6	-	-	16	11	11	7	13	-	-	-	-	-		
16	BAGNAIA Francesco	ITA	42	95	16	-	9	-	-	-	-	20	-	10	3	-	-		
17	LECUONA Iker	SPA	27	110	15	-	-	-	-	7	6	2	-	2	1	2	7		
18	ESPARGARO Aleix	SPA	27	110	0	-	-	-	6	5	4	3	-	4	2	3	-		
19	CRUTCHLOW Cal	GBR	26	111	1	-	-	3	3	1	0	-	-	6	-	8	5		
20	BRADL Stefan	GER	12	125	14	-	-	-	0	0	0	0	-	0	8	0	4		
21	SMITH Bradley	GBR	12	125	0	-	1	4	0	3	0	0	3	0	-	0	1		
22	RABAT Tito	SPA	10	127	2	-	2	5	0	0	0	-	-	1	-	0	2		
23	PIRRO Michele	ITA	4	133	6	-	-	-	-	4	0	-	-	-	-	-	-		

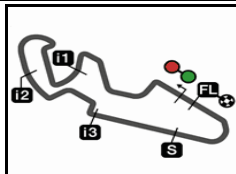
These data/results cannot be reproduced, stored and/or transmitted in whole or in part by any manner of electronic, mechanical, photocopying, recording, broadcasting or otherwise now known or herein after developed without the previous express consent by the copyright owner, except for reproduction in daily press and regular printed publications on sale to the public within 60 days of the event related to those data/results and always provided that copyright symbol appears together as follows below.
© DORNA, 2020

Official MotoGP Timing by TISSOT
www.motogp.com

Alcañiz, Sunday, October 25, 2020

Page 1 of 2





GRAN PREMIO LIQUI MOLY DE TERUEL

5077 m.

World Championship Classification

30

Constructor	Points	Leader	Previous	QAT	SPA	ANC	CZE	AUT	STY	RSM	EMI	CAT	FRA	ARA	TER	EUR	VAL	POR
1 DUCATI	171			-	16	10	16	25	20	20	8	11	25	9	11			
2 SUZUKI	163	8	8	-	-	11	13	20	13	16	20	20	5	25	20			
3 YAMAHA	158	13	5	-	0	0	20	11	7	25	25	25	7	13	25			
4 KTM	143	28	15	-	10	9	25	13	25	6	16	5	16	5	13			
5 HONDA	117	54	26	-	6	13	8	10	9	7	10	9	20	20	5			
6 APRILIA	36	135	81	-	1	4	6	5	4	3	3	4	2	3	1			

Team	Points	Leader	Previous	QAT	SPA	ANC	CZE	AUT	STY	RSM	EMI	CAT	FRA	ARA	TER	EUR	VAL	POR
1 TEAM SUZUKI ECSTAR	242			-	-	17	13	20	23	27	24	36	5	41	36			
2 PETRONAS YAMAHA SRT	198	44	44	-	0	25	29	8	3	25	20	38	7	10	33			
3 DUCATI TEAM	180	62	18	-	23	10	9	34	16	9	14	8	38	10	9			
4 RED BULL KTM FACTORY RACING	157	85	23	-	13	9	25	13	24	10	16	5	20	9	13			
5 MONSTER ENERGY YAMAHA MOTOGP	156	86	1	-	0	36	13	17	7	23	25	7	6	13	9			
6 PRAMAC RACING	128	114	28	-	22	-	7	20	20	28	-	21	3	7	-			
7 LCR HONDA	118	124	10	-	6	16	11	11	9	7	10	15	9	19	5			
8 RED BULL KTM TECH 3	106	136	12	-	8	-	10	7	31	7	11	2	11	2	17			
9 REPSOL HONDA TEAM	79	163	27	-	4	8	1	2	-	-	9	3	28	20	4			
10 ESPONSORAMA RACING	74	168	5	-	7	12	16	-	2	1	5	1	11	6	13			
11 APRILIA RACING TEAM GRESINI	39	203	35	-	1	4	6	8	4	3	3	4	2	3	1			

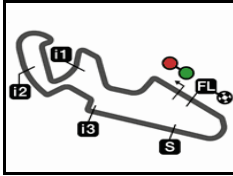
These data/results cannot be reproduced, stored and/or transmitted in whole or in part by any manner of electronic, mechanical, photocopying, recording, broadcasting or otherwise now known or herein after developed without the previous express consent by the copyright owner, except for reproduction in daily press and regular printed publications on sale to the public within 60 days of the event related to those data/results and always provided that copyright symbol appears together as follows below.
© DORNA, 2020

Official MotoGP Timing by TISSOT
www.motogp.com

Alcañiz, Sunday, October 25, 2020

Page 2 of 2





5077 m.

GRAN PREMIO LIQUI MOLY DE TERUEL

Race

Lap Chart

31

Pos	1	2	3	4	5	6	7	8	9	10	11	12	13	14	15	16	17	18	19	20	21
Grid	30	21	42	12	5	20	35	88	44	73	27	36	41	43	33	6	4	63	9	53	38

1	21	42	5	12	36	20	35	44	73	88	27	41	4	6	63	9	38	53				
2	21	42	5	12	36	20	35	73	44	88	41	27	4	6	9	63	38	53				
3	21	42	5	12	36	73	20	35	44	88	41	27	4	6	9	38	63	53				
4	21	42	5	12	36	73	20	44	35	88	41	27	4	6	9	38	53	63				
5	21	42	5	12	36	73	20	44	88	35	41	4	27	6	9	38	53	63				
6	21	42	5	36	73	12	20	44	88	35	41	4	27	6	9	38	53					
7	21	42	5	36	73	12	20	44	88	35	41	4	27	6	9	38	53					
8	21	42	5	36	73	12	20	44	88	35	41	4	27	9	6	38	53					
9	21	42	5	36	73	12	20	44	88	35	41	4	27	9	6	38	53					
10	21	42	5	36	73	12	44	20	88	35	41	4	27	9	6	38	53					
L	11	21	42	36	73	5	12	44	20	88	35	41	4	27	9	6	38	53				
a	12	21	42	36	73	5	12	44	88	20	35	41	4	27	9	6	38	53				
P	13	21	42	36	73	5	44	12	20	88	35	4	41	27	9	6	38	53				
S	14	21	42	36	5	44	12	20	88	4	35	41	27	9	6	38	53					
	15	21	42	36	5	44	12	88	20	4	41	35	27	9	6	38	53					
	16	21	42	36	5	44	12	88	20	4	41	35	27	9	6	53	38					
	17	21	42	36	5	44	12	88	20	41	27	35	4	9	6	53	38					
	18	21	42	36	5	44	88	12	20	41	27	35	4	9	6	53	38					
	19	21	42	36	5	44	88	12	20	41	27	35	4	9	6	53	38					
	20	21	42	36	5	44	88	12	20	41	27	35	4	9	6	53	38					
	21	21	42	36	44	5	88	12	20	27	35	9	4	6	53	38						
	22	21	42	36	44	5	88	12	20	27	35	9	4	6	53	38						
	23	21	42	36	44	5	88	12	20	27	9	35	6	4	53	38						



Winner



Lapped rider

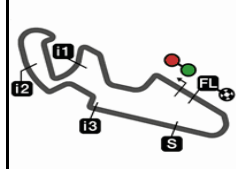
These data/results cannot be reproduced, stored and/or transmitted in whole or in part by any manner of electronic, mechanical, photocopying, recording, broadcasting or otherwise now known or herein after developed without the previous express consent by the copyright owner, except for reproduction in daily press and regular printed publications on sale to the public within 60 days of the event related to those data/results and always provided that copyright symbol appears together as follows below.

© DORNA, 2020

Official MotoGP Timing by TISSOT
www.motogp.com

Alcañiz, Sunday, October 25, 2020





5077 m.

GRAN PREMIO LIQUI MOLY DE TERUEL

Race

Fastest Lap of Each Rider

32

	Rider	Nation	Team	Motorcycle	Time	Lap Total	Gap
1	21 Franco MORBIDELLI	ITA	Petronas Yamaha SRT	YAMAHA	1'48.089	5 23	
2	73 Alex MARQUEZ	SPA	Repsol Honda Team	HONDA	1'48.186	4 13	0.097 0.097
3	42 Alex RINS	SPA	Team SUZUKI ECSTAR	SUZUKI	1'48.235	5 23	0.146 0.049
4	88 Miguel OLIVEIRA	POR	Red Bull KTM Tech 3	KTM	1'48.467	5 23	0.378 0.232
5	5 Johann ZARCO	FRA	Esponsorama Racing	DUCATI	1'48.483	5 23	0.394 0.016
6	36 Joan MIR	SPA	Team SUZUKI ECSTAR	SUZUKI	1'48.508	7 23	0.419 0.025
7	12 Maverick VIÑALES	SPA	Monster Energy Yamaha MotoGP	YAMAHA	1'48.527	4 23	0.438 0.019
8	44 Po ESPARGARO	SPA	Red Bull KTM Factory Racing	KTM	1'48.568	5 23	0.479 0.041
9	27 Iker LECUONA	SPA	Red Bull KTM Tech 3	KTM	1'48.758	7 23	0.669 0.190
10	38 Bradley SMITH	GBR	Aprilia Racing Team Gresini	APRILIA	1'48.758	4 23	0.669
11	41 Aleix ESPARGARO	SPA	Aprilia Racing Team Gresini	APRILIA	1'48.763	2 20	0.674 0.005
12	9 Danilo PETRUCCI	ITA	Ducati Team	DUCATI	1'48.793	4 23	0.704 0.030
13	4 Andrea DOVIZIOSO	ITA	Ducati Team	DUCATI	1'48.833	5 23	0.744 0.040
14	35 Cal CRUTCHLOW	GBR	LCR Honda CASTROL	HONDA	1'48.840	6 23	0.751 0.007
15	20 Fabio QUARTARARO	FRA	Petronas Yamaha SRT	YAMAHA	1'48.863	5 23	0.774 0.023
16	6 Stefan BRADL	GER	Repsol Honda Team	HONDA	1'48.954	4 23	0.865 0.091
17	53 Tito RABAT	SPA	Esponsorama Racing	DUCATI	1'49.248	5 23	1.159 0.294
18	63 Francesco BAGNAIA	ITA	Pramac Racing	DUCATI	1'50.077	3 5	1.988 0.829

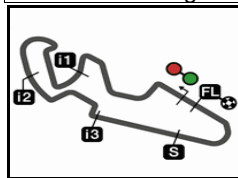
These data/results cannot be reproduced, stored and/or transmitted in whole or in part by any manner of electronic, mechanical, photocopying, recording, broadcasting or otherwise now known or herein after developed without the previous express consent by the copyright owner, except for reproduction in daily press and regular printed publications on sale to the public within 60 days of the event related to those data/results and always provided that copyright symbol appears together as follows below.

© DORNA, 2020

Official MotoGP Timing by TISSOT
www.motogp.com

Alcañiz, Sunday, October 25, 2020





5077 m.

GRAN PREMIO LIQUI MOLY DE TERUEL

After the Race

Event Best Maximum Speed

33



Rider	Nation Team	Motorcycle	Km/h	
4 Andrea DOVIZIOSO	ITA Ducati Team	DUCATI	351.8	Free Practice Nr. 2
43 Jack MILLER	AUS Pramac Racing	DUCATI	350.6	Free Practice Nr. 1
63 Francesco BAGNAIA	ITA Pramac Racing	DUCATI	349.5	Free Practice Nr. 3
35 Cal CRUTCHLOW	GBR LCR Honda CASTROL	HONDA	348.4	Free Practice Nr. 3
42 Alex RINS	SPA Team SUZUKI ECSTAR	SUZUKI	347.3	Free Practice Nr. 3
44 Po ESPARGARO	SPA Red Bull KTM Factory Racing	KTM	347.3	Free Practice Nr. 3
6 Stefan BRADL	GER Repsol Honda Team	HONDA	347.3	Race
5 Johann ZARCO	FRA Esponsorama Racing	DUCATI	346.1	Free Practice Nr. 2
53 Tito RABAT	SPA Esponsorama Racing	DUCATI	346.1	Race
9 Danilo PETRUCCI	ITA Ducati Team	DUCATI	346.1	Qualifying Nr. 1
30 Takaaki NAKAGAMI	JPN LCR Honda IDEMITSU	HONDA	346.1	Free Practice Nr. 2
41 Aleix ESPARGARO	SPA Aprilia Racing Team Gresini	APRILIA	346.1	Free Practice Nr. 3
73 Alex MARQUEZ	SPA Repsol Honda Team	HONDA	345.0	Free Practice Nr. 1
12 Maverick VIÑALES	SPA Monster Energy Yamaha MotoGP	YAMAHA	345.0	Free Practice Nr. 2
33 Brad BINDER	RSA Red Bull KTM Factory Racing	KTM	345.0	Free Practice Nr. 2
27 Iker LECUONA	SPA Red Bull KTM Tech 3	KTM	345.0	Free Practice Nr. 2
38 Bradley SMITH	GBR Aprilia Racing Team Gresini	APRILIA	344.0	Free Practice Nr. 3
88 Miguel OLIVEIRA	POR Red Bull KTM Tech 3	KTM	342.9	Race
20 Fabio QUARTARARO	FRA Petronas Yamaha SRT	YAMAHA	342.9	Free Practice Nr. 2
36 Joan MIR	SPA Team SUZUKI ECSTAR	SUZUKI	340.7	Free Practice Nr. 3
21 Franco MORBIDELLI	ITA Petronas Yamaha SRT	YAMAHA	340.7	Free Practice Nr. 2

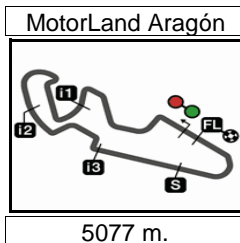
These data/results cannot be reproduced, stored and/or transmitted in whole or in part by any manner of electronic, mechanical, photocopying, recording, broadcasting or otherwise now known or herein after developed without the previous express consent by the copyright owner, except for reproduction in daily press and regular printed publications on sale to the public within 60 days of the event related to those data/results and always provided that copyright symbol appears together as follows below.

© DORNA, 2020

Official MotoGP Timing by TISSOT
www.motogp.com

Alcañiz, Sunday, October 25, 2020





Results and timing service provided by TISSOT

Updated
MotoGP™

GRAN PREMIO LIQUI MOLY DE TERUEL

Race

Chronological Analysis of Performances

34

* Lap / Sector time cancelled **T1** Time from finish line to 1st intermediate **T3** Time from 2nd intermed. to 3rd intermed.
P Crossing the finish line in pit lane **T2** Time from 1st intermed. to 2nd intermed. **T4** Time from 3rd intermediate to finish line
 ** Tyre data subject to further updates

Lap	Lap Time	T1	T2	T3	T4	Speed	Lap	Lap Time	T1	T2	T3	T4	Speed
1st	21	Franco MORBIDELLI			YAMAHA	ITA	12	1'48.877	31.362	30.820	21.213	25.482	334.4
		Petronas Yamaha SRT					13	1'48.888	31.311	30.859	21.192	25.526	335.4
							14	1'48.898	31.289	30.914	21.135	25.560	335.4

Run #	1	Front Tyre	Slick-Medium	Rear Tyre	Slick-Medium	Speed
		New Tyre		New Tyre		
1	1'52.018	34.258	30.859	21.295	25.606	330.3
2	1'48.554	31.299	30.645	21.123	25.487	331.3
3	1'48.406	31.157	30.746	20.948	25.555	331.3
4	1'48.357	31.110	30.688	21.060	25.499	332.3
5	1'48.089	31.061	30.565	20.942	25.521	332.3
6	1'48.273	31.163	30.662	20.973	25.475	333.4
7	1'48.599	31.183	30.785	21.086	25.545	333.4
8	1'48.887	31.277	30.887	21.098	25.625	333.4
9	1'48.649	31.263	30.754	21.062	25.570	333.4
10	1'48.714	31.316	30.758	21.041	25.599	333.4
11	1'48.663	31.226	30.732	21.087	25.618	333.4
12	1'48.939	31.245	30.893	21.165	25.636	332.3
13	1'48.841	31.320	30.794	21.105	25.622	332.3
14	1'48.840	31.318	30.847	21.080	25.595	331.3
15	1'49.140	31.437	30.905	21.200	25.598	331.3
16	1'48.931	31.317	30.823	21.167	25.624	331.3
17	1'48.977	31.271	30.942	21.118	25.646	332.3
18	1'49.112	31.311	30.914	21.293	25.594	332.3
19	1'49.475	31.492	31.032	21.276	25.675	331.3
20	1'49.374	31.466	30.989	21.295	25.624	332.3
21	1'49.376	31.433	31.035	21.251	25.657	334.4
22	1'49.594	31.560	31.081	21.270	25.683	331.3
23	1'49.844	31.473	31.184	21.414	25.773	332.3

15	1'48.935	31.250	30.918	21.183	25.584	335.4
16	1'49.159	31.323	30.973	21.277	25.586	335.4
17	1'49.137	31.270	30.944	21.262	25.661	334.4
18	1'49.390	31.331	31.015	21.331	25.713	334.4
19	1'49.447	31.379	31.140	21.226	25.702	334.4
20	1'49.557	31.426	31.147	21.237	25.747	336.5
21	1'49.694	31.461	31.200	21.340	25.693	336.5
22	1'49.982	31.595	31.207	21.369	25.811	333.4
23	1'50.114	31.568	31.210	21.476	25.860	333.4

3rd **36** **Joan MIR** SUZUKI SPA
 Team SUZUKI ECSTAR

Run #	1	Front Tyre	Slick-Medium	Rear Tyre	Slick-Soft	Speed
		New Tyre		New Tyre		
1	1'52.911	35.174	31.222	21.259	25.256	338.6
2	1'48.868	31.545	30.759	21.228	25.336	339.6
3	1'48.567	31.343	30.693	21.237	25.294	339.6
4	1'48.516	31.333	30.654	21.218	25.311	339.6
5	1'48.770	31.438	30.672	21.328	25.332	339.6
6	1'48.768	31.406	30.820	21.237	25.305	336.5
7	1'48.508	31.239	30.701	21.235	25.333	337.5
8	1'48.772	31.251	30.838	21.307	25.376	337.5
9	1'48.834	31.281	30.775	21.368	25.410	338.6
10	1'48.766	31.320	30.833	21.231	25.382	337.5
11	1'48.901	31.380	30.770	21.275	25.476	331.3
12	1'49.046	31.422	30.825	21.413	25.386	334.4
13	1'48.908	31.359	30.835	21.226	25.488	334.4
14	1'48.932	31.368	30.880	21.279	25.405	334.4
15	1'49.063	31.390	30.795	21.397	25.481	333.4
16	1'49.012	31.242	30.915	21.411	25.444	333.4
17	1'49.179	31.423	30.859	21.439	25.458	333.4
18	1'49.528	31.629	30.918	21.443	25.538	332.3
19	1'49.382	31.412	30.928	21.542	25.500	332.3
20	1'49.474	31.556	30.955	21.545	25.418	335.4
21	1'49.932	31.661	31.060	21.598	25.613	333.4
22	1'50.129	31.651	31.169	21.677	25.632	332.3
23	1'50.262	31.614	31.224	21.728	25.696	332.3

2nd **42** **Alex RINS** SUZUKI SPA
 Team SUZUKI ECSTAR

Run #	1	Front Tyre	Slick-Soft	Rear Tyre	Slick-Soft	Speed
		New Tyre		New Tyre		
1	1'52.163	34.462	30.993	21.238	25.470	336.5
2	1'48.666	31.495	30.650	21.150	25.371	335.4
3	1'48.372	31.096	30.808	21.059	25.409	335.4
4	1'48.451	31.115	30.701	21.185	25.450	336.5
5	1'48.235	31.186	30.604	21.061	25.384	335.4
6	1'48.418	31.194	30.751	21.085	25.388	335.4
7	1'48.347	31.067	30.762	21.111	25.407	337.5
8	1'48.910	31.255	30.941	21.245	25.469	336.5
9	1'48.748	31.304	30.769	21.114	25.561	336.5
10	1'48.734	31.314	30.780	21.077	25.563	335.4
11	1'48.735	31.284	30.751	21.134	25.566	336.5

Fastest Lap: Franco MORBIDELLI Petronas Yamaha SR ITA **1'48.089** 31.061 30.565 20.942 25.521

These data/results cannot be reproduced, stored and/or transmitted in whole or in part by any manner of electronic, mechanical, photocopying, recording, broadcasting or otherwise now known or herein after developed without the previous express consent by the copyright owner, except for reproduction in daily press and regular printed publications on sale to the public within 60 days of the event related to those data/results and always provided that copyright symbol appears together as follows below.
 © DORNA, 2020

Official MotoGP Timing by TISSOT
 www.motogp.com



Alcañiz, Sunday, October 25, 2020

Race

MotoGP

Lap	Lap Time	T1	T2	T3	T4	Speed	Lap	Lap Time	T1	T2	T3	T4	Speed	
4th	44	Po ESPARGARO				KTM	SPA	23	1'50.593	32.300	31.268	21.392	25.633	338.6
Red Bull KTM Factory Racing														
Run #	1	Front Tyre	Slick-Medium	Rear Tyre	Slick-Soft									
		New Tyre	New Tyre											
1	1'53.571	35.569	31.254	21.468	25.280	345.0								
2	1'49.108	31.481	30.901	21.388	25.338	342.9								
3	1'49.238	31.599	30.905	21.326	25.408	344.0								
4	1'48.937	31.385	30.929	21.178	25.445	336.5								
5	1'48.568	31.226	30.876	21.185	25.281	340.7								
6	1'48.837	31.356	30.940	21.176	25.365	340.7								
7	1'48.991	31.364	31.134	21.155	25.338	341.8								
8	1'48.974	31.265	31.009	21.367	25.333	340.7								
9	1'49.227	31.469	31.102	21.272	25.384	340.7								
10	1'49.287	31.518	31.021	21.231	25.517	338.6								
11	1'49.290	31.528	31.060	21.258	25.444	338.6								
12	1'49.608	31.692	31.150	21.378	25.388	340.7								
13	1'49.572	31.635	31.180	21.278	25.479	334.4								
14	1'49.298	31.501	31.106	21.220	25.471	335.4								
15	1'49.241	31.406	31.143	21.255	25.437	335.4								
16	1'49.590	31.504	31.232	21.396	25.458	335.4								
17	1'49.317	31.415	31.153	21.274	25.475	336.5								
18	1'49.690	31.657	31.205	21.368	25.460	335.4								
19	1'49.644	31.522	31.079	21.500	25.543	334.4								
20	1'49.524	31.509	31.098	21.522	25.395	340.7								
21	1'49.477	31.676	31.170	21.152	25.479	336.5								
22	1'49.357	31.480	31.060	21.292	25.525	334.4								
23	1'49.605	31.581	31.176	21.222	25.626	334.4								
5th	5	Johann ZARCO				DUCATI	FRA							
Esponsorama Racing														
Run #	1	Front Tyre	Slick-Medium	Rear Tyre	Slick-Soft									
		New Tyre	New Tyre											
1	1'52.411	34.559	31.011	21.471	25.370	338.6								
2	1'48.600	31.480	30.632	21.309	25.179	344.0								
3	1'48.575	31.380	30.682	21.228	25.285	341.8								
4	1'48.701	31.333	30.779	21.269	25.320	340.7								
5	1'48.483	31.369	30.659	21.212	25.243	340.7								
6	1'48.679	31.335	30.758	21.308	25.278	340.7								
7	1'48.962	31.487	30.854	21.294	25.327	340.7								
8	1'48.797	31.342	30.916	21.162	25.377	339.6								
9	1'48.957	31.351	30.890	21.294	25.422	339.6								
10	1'49.029	31.457	30.826	21.226	25.520	339.6								
11	1'49.778	31.616	31.052	21.416	25.694	340.7								
12	1'49.800	31.937	31.109	21.311	25.443	344.0								
13	1'49.184	31.360	30.990	21.332	25.502	341.8								
14	1'49.410	31.452	31.068	21.326	25.564	338.6								
15	1'49.808	31.630	31.228	21.384	25.566	337.5								
16	1'50.082	31.721	31.257	21.506	25.598	338.6								
17	1'49.828	31.641	31.176	21.384	25.627	337.5								
18	1'50.048	31.632	31.342	21.424	25.650	337.5								
19	1'49.980	31.593	31.228	21.388	25.771	336.5								
20	1'50.377	31.776	31.435	21.562	25.604	339.6								
21	1'50.763	31.978	31.455	21.643	25.687	339.6								
22	1'49.722	31.674	31.026	21.364	25.658	338.6								
6th	88	Miguel OLIVEIRA				KTM	POR							
Red Bull KTM Tech 3														
Run #	1	Front Tyre	Slick-Medium	Rear Tyre	Slick-Soft									
		New Tyre	New Tyre											
1	1'53.883	35.748	31.514	21.444	25.177	339.6								
2	1'48.875	31.583	30.770	21.262	25.260	341.8								
3	1'49.189	31.710	30.861	21.312	25.306	342.9								
4	1'49.144	31.560	30.847	21.327	25.410	335.4								
5	1'48.467	31.370	30.746	21.122	25.229	339.6								
6	1'48.894	31.450	30.861	21.337	25.246	337.5								
7	1'48.990	31.432	31.026	21.301	25.231	339.6								
8	1'48.955	31.475	30.814	21.305	25.361	338.6								
9	1'49.327	31.543	30.974	21.374	25.436	339.6								
10	1'49.752	31.581	31.022	21.443	25.706	329.3								
11	1'49.634	31.652	30.980	21.367	25.635	336.5								
12	1'49.496	31.605	30.925	21.452	25.514	341.8								
13	1'49.791	31.799	30.971	21.366	25.655	336.5								
14	1'50.089	31.990	31.043	21.613	25.443	338.6								
15	1'49.336	31.515	30.848	21.429	25.544	335.4								
16	1'49.140	31.406	30.963	21.321	25.450	335.4								
17	1'49.104	31.481	30.898	21.320	25.405	336.5								
18	1'49.613	31.590	31.078	21.414	25.531	339.6								
19	1'49.135	31.470	30.819	21.370	25.476	335.4								
20	1'49.503	31.530	30.990	21.506	25.477	338.6								
21	1'50.031	31.614	31.006	21.902	25.509	337.5								
22	1'49.768	31.793	31.002	21.396	25.577	338.6								
23	1'50.489	32.306	31.169	21.510	25.504	339.6								
7th	12	Maverick VIÑALES				YAMAHA	SPA							
Monster Energy Yamaha MotoGP														
Run #	1	Front Tyre	Slick-Soft	Rear Tyre	Slick-Soft									
		New Tyre	New Tyre											
1	1'52.780	34.817	30.935	21.455	25.573	334.4								
2	1'48.698	31.494	30.685	21.119	25.400	339.6								
3	1'48.694 *	31.352	30.788 *	21.169	25.385	337.5								
4	1'48.527	31.266	30.714	21.092	25.455	337.5								
5	1'48.785	31.410	30.743	21.142	25.490	337.5								
6	1'49.828	31.374	30.919	21.713	25.822	338.6								
7	1'49.121	31.363	30.947	21.289	25.522	339.6								
8	1'49.221	31.362	30.991	21.276	25.592	337.5								
9	1'49.201	31.433	30.980	21.206	25.582	336.5								
10	1'49.331	31.470	30.958	21.220	25.683	335.4								
11	1'49.500	31.455	31.058	21.275	25.712	335.4								
12	1'49.912	31.849	31.060	21.327	25.676	336.5								
13	1'50.098	31.866	31.205	21.386	25.641	337.5								
14	1'49.624	31.702	31.029	21.319	25.574	337.5								
15	1'49.595	31.509	31.072	21.411	25.603	335.4								
16	1'49.593	31.514	31.115	21.337	25.627	336.5								
17	1'49.382	31.443	31.094	21.289	25.556	337.5								
18	1'49.932	31.490	31.218	21.376	25.848	336.5								
19	1'49.855	31.732	31.108	21.376	25.639	338.6								
20	1'50.207	31.686	31.207	21.606	25.708	338.6								
Fastest Lap:	Franco MORBIDELLI		Petronas Yamaha SR		ITA	1'48.089	31.061	30.565	20.942	25.521				

These data/results cannot be reproduced, stored and/or transmitted in whole or in part by any manner of electronic, mechanical, photocopying, recording, broadcasting or otherwise now known or herein after developed without the previous express consent by the copyright owner, except for reproduction in daily press and regular printed publications on sale to the public within 60 days of the event related to those data/results and always provided that copyright symbol appears together as follows below.
© DORNA, 2020



Race

MotoGP

Lap	Lap Time	T1	T2	T3	T4	Speed	Lap	Lap Time	T1	T2	T3	T4	Speed
21	1'50.061	31.678	31.195	21.455	25.733	336.5	19	1'49.669	31.624	30.986	21.508	25.551	332.3
22	1'50.066	31.660	31.170	21.443	25.793	334.4	20	1'49.671	31.604	31.030	21.517	25.520	334.4
23	1'49.903	31.612	31.091	21.452	25.748	335.4	21	1'50.115	31.689	31.265	21.514	25.647	332.3
							22	1'49.832	31.729	31.109	21.397	25.597	331.3
							23	1'50.249	31.791	31.225	21.558	25.675	331.3

8th **20** **Fabio QUARTARARO** YAMAHA FRA
Petronas Yamaha SRT

10th **9** **Danilo PETRUCCI** DUCATI ITA
Ducati Team

Run #	1	Front Tyre	Slick-Medium	Rear Tyre	Slick-Medium	Speed
		New Tyre		New Tyre		
1	1'53.468	35.023	31.313	21.558	25.574	337.5
2	1'48.868	31.274	30.821	21.213	25.560	337.5
3	1'49.168	31.521	30.823	21.151	25.673	336.5
4	1'48.913	31.352	30.859	21.098	25.604	337.5
5	1'48.863	31.250	30.832	21.142	25.639	336.5
6	1'48.864	31.177	30.895	21.163	25.629	336.5
7	1'48.879	31.252	30.913	21.147	25.567	339.6
8	1'49.069	31.264	30.977	21.169	25.659	338.6
9	1'49.312	31.294	31.064	21.261	25.693	338.6
10	1'50.030	31.725	31.138	21.364	25.803	332.3
11	1'49.605	31.496	31.057	21.309	25.743	335.4
12	1'49.633	31.395	31.107	21.404	25.727	338.6
13	1'49.674	31.569	31.056	21.285	25.764	337.5
14	1'50.011	31.894	31.120	21.272	25.725	335.4
15	1'49.564	31.394	31.040	21.285	25.845	333.4
16	1'49.819	31.603	31.099	21.357	25.760	338.6
17	1'49.901	31.507	31.197	21.386	25.811	334.4
18	1'49.870	31.495	31.140	21.448	25.787	335.4
19	1'49.827	31.460	31.142	21.401	25.824	335.4
20	1'49.660	31.486	31.103	21.393	25.678	337.5
21	1'49.954	31.540	31.230	21.426	25.758	336.5
22	1'49.647	31.484	31.072	21.382	25.709	336.5
23	1'49.773	31.498	31.104	21.399	25.772	337.5

9th **27** **Iker LECUONA** KTM SPA
Red Bull KTM Tech 3

Run #	1	Front Tyre	Slick-Medium	Rear Tyre	Slick-Soft	Speed
		New Tyre		New Tyre		
1	1'55.743	36.372	32.198	21.767	25.406	344.0
2	1'49.760	31.914	31.034	21.464	25.348	339.6
3	1'48.820	31.388	30.883	21.312	25.237	340.7
4	1'48.793	31.424	30.852	21.215	25.302	341.8
5	1'48.904	31.425	30.862	21.316	25.301	342.9
6	1'48.976	31.401	30.898	21.306	25.371	342.9
7	1'49.253	31.414	30.988	21.384	25.467	342.9
8	1'49.682	31.476	30.935	21.322	25.949	340.7
9	1'49.075	31.407	30.830	21.323	25.515	340.7
10	1'49.256	31.468	30.915	21.343	25.530	338.6
11	1'49.344	31.525	30.971	21.358	25.490	340.7
12	1'49.420	31.539	30.987	21.306	25.588	339.6
13	1'49.586	31.563	31.075	21.437	25.511	344.0
14	1'50.082	31.908	31.142	21.516	25.516	342.9
15	1'49.850	31.794	31.185	21.393	25.478	340.7
16	1'49.386	31.459	31.041	21.373	25.513	342.9
17	1'50.431	31.572	31.444	21.794	25.621	344.0
18	1'50.316	31.749	31.294	21.686	25.587	342.9
19	1'50.147	31.653	31.237	21.652	25.605	342.9
20	1'50.014	31.548	31.305	21.727	25.434	344.0
21	1'50.171	31.777	31.163	21.499	25.732	336.5
22	1'49.705	31.615	31.113	21.404	25.573	340.7
23	1'50.457	31.683	31.191	21.714	25.869	333.4

11th **35** **Cal CRUTCHLOW** HONDA GBR
LCR Honda CASTROL

Run #	1	Front Tyre	Slick-Medium	Rear Tyre	Slick-Soft	Speed
		New Tyre		New Tyre		
1	1'54.350	35.873	31.454	21.559	25.464	338.6
2	1'48.896	31.833	30.716	21.181	25.166	338.6
3	1'49.080	31.519	30.876	21.332	25.353	341.8
4	1'49.471	31.809	30.942	21.358	25.362	338.6
5	1'49.459	31.856	30.951	21.302	25.350	337.5
6	1'48.902	31.420	30.856	21.278	25.348	337.5
7	1'48.758	31.272	30.906	21.252	25.328	339.6
8	1'49.083	31.335	31.047	21.283	25.418	339.6
9	1'49.105	31.447	30.971	21.319	25.368	340.7
10	1'49.436	31.648	31.077	21.275	25.436	335.4
11	1'49.489	31.526	30.938	21.595	25.430	339.6
12	1'49.546	31.428	31.139	21.469	25.510	339.6
13	1'50.838	31.796	31.387	22.042	25.613	333.4
14	1'50.014	31.867	31.025	21.564	25.558	332.3
15	1'49.652	31.955	30.984	21.266	25.447	333.4
16	1'49.364	31.536	30.950	21.297	25.581	338.6
17	1'50.107	31.604	31.162	21.764	25.577	332.3
18	1'49.743	31.666	31.130	21.378	25.569	331.3

Run #	1	Front Tyre	Slick-Medium	Rear Tyre	Slick-Soft	Speed
		New Tyre		New Tyre		
1	1'53.515	35.248	31.422	21.433	25.412	344.0
2	1'48.856	31.350	30.764	21.333	25.409	344.0
3	1'49.278	31.580	30.812	21.561	25.325	342.9
4	1'49.384	31.348	30.981	21.545	25.510	340.7
5	1'48.981	31.563	30.843	21.274	25.301	342.9
6	1'48.840	31.349	30.893	21.317	25.281	344.0
7	1'49.014	31.351	30.946	21.405	25.312	345.0
8	1'49.226	31.303	30.969	21.555	25.399	342.9
9	1'49.095	31.362	30.973	21.300	25.460	344.0
10	1'49.474	31.544	31.008	21.380	25.542	345.0
11	1'49.630	31.629	31.084	21.438	25.479	342.9
12	1'49.551	31.612	31.080	21.402	25.457	344.0
13	1'49.912	31.914	31.114	21.400	25.484	341.8
14	1'50.159	31.796	31.213	21.533	25.617	345.0
15	1'50.249	31.669	31.205	21.808	25.567	342.9
16	1'50.192	31.677	31.210	21.601	25.704	341.8

Fastest Lap: Franco MORBIDELLI Petronas Yamaha SR ITA **1'48.089** 31.061 30.565 20.942 25.521

These data/results cannot be reproduced, stored and/or transmitted in whole or in part by any manner of electronic, mechanical, photocopying, recording, broadcasting or otherwise now known or herein after developed without the previous express consent by the copyright owner, except for reproduction in daily press and regular printed publications on sale to the public within 60 days of the event related to those data/results and always provided that copyright symbol appears together as follows below.
© DORNA, 2020



Race

MotoGP

Lap	Lap Time	T1	T2	T3	T4	Speed	Lap	Lap Time	T1	T2	T3	T4	Speed
17	1'50.614	31.576	31.215	22.119	25.704	345.0	15	1'49.552	31.568	31.031	21.437	25.516	344.0
18	1'49.944	31.588	31.176	21.511	25.669	341.8	16	1'49.646	31.488	31.154	21.441	25.563	345.0
19	1'49.995	31.673	31.119	21.505	25.698	340.7	17	1'52.142	32.214	32.549	21.704	25.675	348.4
20	1'49.981	31.610	31.183	21.559	25.629	341.8	18	1'50.296	31.731	31.346	21.597	25.622	344.0
21	1'50.140	31.624	31.301	21.466	25.749	338.6	19	1'50.000	31.649	31.268	21.596	25.487	344.0
22	1'50.393	31.639	31.342	21.567	25.845	337.5	20	1'50.250	31.658	31.410	21.635	25.547	346.1
23	1'50.937	31.707	31.374	21.960	25.896	338.6	21	1'50.696	32.074	31.450	21.395	25.777	344.0
							22	1'50.626	31.741	31.351	21.616	25.918	340.7
							23	1'51.826	32.152	31.637	21.943	26.094	337.5

12th **6** **Stefan BRADL** HONDA GER
Repsol Honda Team

14th **53** **Tito RABAT** DUCATI SPA
Esponsorama Racing

Run #	1	Front Tyre	Slick-Medium	Rear Tyre	Slick-Soft	
		New Tyre	New Tyre			
1	1'55.050	36.205	31.929	21.525	25.391	345.0
2	1'49.390	31.704	31.055	21.278	25.353	342.9
3	1'49.043	31.413	30.955	21.245	25.430	342.9
4	1'48.954	31.492	30.958	21.210	25.294	346.1
5	1'49.069	31.483	30.972	21.318	25.296	346.1
6	1'49.142	31.460	31.012	21.281	25.389	345.0
7	1'49.246	31.562	31.010	21.273	25.401	344.0
8	1'50.417	31.500	31.084	21.514	26.319	341.8
9	1'49.559	31.489	31.162	21.368	25.540	341.8
10	1'49.016	31.358	30.892	21.307	25.459	339.6
11	1'49.205	31.431	31.037	21.247	25.490	341.8
12	1'49.306	31.474	31.087	21.336	25.409	342.9
13	1'49.507	31.439	31.120	21.464	25.484	345.0
14	1'49.978	31.739	31.286	21.459	25.494	347.3
15	1'50.102	31.704	31.441	21.527	25.430	344.0
16	1'49.688	31.606	31.129	21.503	25.450	342.9
17	1'49.876	31.492	31.268	21.629	25.487	346.1
18	1'50.283	31.759	31.331	21.639	25.554	347.3
19	1'50.175	31.692	31.255	21.663	25.565	346.1
20	1'50.144	31.638	31.383	21.587	25.536	346.1
21	1'50.570	31.809	31.421	21.585	25.755	342.9
22	1'50.405	31.610	31.268	21.678	25.849	344.0
23	1'50.118	31.784	31.203	21.451	25.680	340.7

13th **4** **Andrea DOVIZIOSO** DUCATI ITA
Ducati Team

Run #	1	Front Tyre	Slick-Medium	Rear Tyre	Slick-Medium	
		New Tyre	New Tyre			
1	1'56.292	36.739	32.160	21.907	25.486	346.1
2	1'50.083	31.976	31.050	21.561	25.496	346.1
3	1'49.673	31.725	30.953	21.610	25.385	345.0
4	1'49.609	31.618	30.914	21.501	25.576	342.9
5	1'49.248	31.534	30.947	21.274	25.493	340.7
6	1'49.715	31.606	31.128	21.519	25.462	340.7
7	1'49.698	31.732	31.016	21.418	25.532	340.7
8	1'49.694	31.774	31.060	21.263	25.597	339.6
9	1'49.671	31.725	31.103	21.316	25.527	339.6
10	1'49.820	31.739	31.058	21.308	25.715	337.5
11	1'49.565	31.579	31.020	21.366	25.600	337.5
12	1'49.680	31.594	31.154	21.425	25.507	339.6
13	1'49.704	31.776	31.031	21.390	25.507	338.6
14	1'49.880	31.859	31.062	21.434	25.525	339.6
15	1'50.135	31.638	31.174	21.665	25.658	341.8
16	1'50.031	31.931	31.086	21.540	25.474	338.6
17	1'49.921	31.742	31.150	21.404	25.625	337.5
18	1'50.123	31.829	31.330	21.345	25.619	337.5
19	1'49.878	31.727	31.098	21.426	25.627	338.6
20	1'49.852	31.741	31.298	21.377	25.436	340.7
21	1'50.636	32.263	31.287	21.411	25.675	338.6
22	1'50.536	31.878	31.216	21.560	25.882	335.4
23	1'50.704	31.969	31.420	21.543	25.772	336.5

15th **38** **Bradley SMITH** APRILIA GBR
Aprilia Racing Team Gresini

Run #	1	Front Tyre	Slick-Medium	Rear Tyre	Slick-Soft	
		New Tyre	New Tyre			
1	1'54.493	35.989	31.680	21.668	25.156	349.5
2	1'49.225	32.017	30.880	21.234	25.094	348.4
3	1'49.134	31.465	30.942	21.412	25.315	347.3
4	1'49.060	31.480	30.980	21.441	25.159	349.5
5	1'48.833	31.561	30.791	21.306	25.175	348.4
6	1'48.943	31.442	30.902	21.337	25.262	347.3
7	1'48.861	31.405	30.838	21.331	25.287	349.5
8	1'49.204	31.496	31.006	21.373	25.329	349.5
9	1'49.287	31.411	30.981	21.424	25.471	348.4
10	1'49.263	31.464	30.982	21.433	25.384	347.3
11	1'49.431	31.515	31.075	21.501	25.340	350.6
12	1'49.515	31.543	31.141	21.492	25.339	350.6
13	1'49.787	31.731	31.177	21.429	25.450	346.1
14	1'49.804	31.637	31.244	21.522	25.401	350.6

Run #	1	Front Tyre	Slick-Medium	Rear Tyre	Slick-Soft	
		New Tyre	New Tyre			
1	1'55.900	36.521	31.941	22.049	25.389	341.8
2	1'49.967	31.875	31.106	21.632	25.354	340.7
3	1'48.815	31.532	30.749	21.231	25.303	338.6
4	1'48.758	31.366	30.735	21.289	25.368	341.8
5	1'48.950	31.544	30.750	21.350	25.306	341.8
6	1'49.510	31.605	30.969	21.411	25.525	339.6
7	1'49.399	31.538	30.917	21.391	25.553	338.6
8	1'49.653	31.511	31.082	21.408	25.652	336.5
9	1'49.715	31.608	31.083	21.433	25.591	338.6
10	1'49.649	31.526	31.051	21.337	25.735	335.4
11	1'50.146	31.555	31.243	21.557	25.791	334.4
12	1'50.161	31.670	31.265	21.518	25.708	335.4

Fastest Lap: Franco MORBIDELLI Petronas Yamaha SR ITA 1'48.089 31.061 30.565 20.942 25.521

These data/results cannot be reproduced, stored and/or transmitted in whole or in part by any manner of electronic, mechanical, photocopying, recording, broadcasting or otherwise now known or herein after developed without the previous express consent by the copyright owner, except for reproduction in daily press and regular printed publications on sale to the public within 60 days of the event related to those data/results and always provided that copyright symbol appears together as follows below.
© DORNA, 2020



Race

MotoGP

Lap	Lap Time	T1	T2	T3	T4	Speed	Lap	Lap Time	T1	T2	T3	T4	Speed
13	1'50.250	31.631	31.376	21.492	25.751	333.4	13	1'49.018	31.329	30.952	21.279	25.458	335.4
14	1'50.751	31.831	31.462	21.565	25.893	333.4							
15	1'50.728	31.826	31.452	21.659	25.791	333.4							
16	1'51.366	32.333	31.577	21.640	25.816	335.4							
17	1'50.294	31.697	31.362	21.540	25.695	334.4							
18	1'50.509	31.755	31.379	21.523	25.852	333.4							
19	1'50.397	31.731	31.233	21.586	25.847	334.4							
20	1'50.510	31.773	31.431	21.594	25.712	336.5							
21	1'51.128	31.886	31.540	21.646	26.056	334.4							
22	1'51.577	32.010	31.668	21.770	26.129	332.3							
23	1'51.335	32.019	31.498	21.810	26.008	332.3							

18th 63 Francesco BAGNAIA
Pramac Racing DUCATI ITA

Run #	1	Front Tyre	Slick-Soft	Rear Tyre	Slick-Soft	New Tyre	New Tyre
1	1'55.487	36.087	32.002	21.941	25.457	348.4	
2	1'50.203	31.982	31.147	21.730	25.344	348.4	
3	1'50.077	32.112	31.085	21.514	25.366	347.3	
4	2'03.761	31.643	30.894	21.411	39.813	340.7	
5	2'18.128	P	42.226	36.198	24.548	35.156	258.6

16th 41 Alexi ESPARGARO
Aprilia Racing Team Gresini APRILIA SPA

Run #	1	Front Tyre	Slick-Medium	Rear Tyre	Slick-Soft	New Tyre	New Tyre
1	1'54.364	35.905	31.601	21.550	25.308	344.0	
2	1'48.763	31.744	30.683	21.123	25.213	340.7	
3	1'49.138	31.546	30.874	21.288	25.430	341.8	
4	1'49.180	31.792	30.783	21.269	25.336	341.8	
5	1'48.783	31.464	30.763	21.304	25.252	342.9	
6	1'48.805	31.363	30.904	21.310	25.228	344.0	
7	1'49.167	31.448	30.979	21.361	25.379	344.0	
8	1'49.151	31.452	30.906	21.386	25.407	342.9	
9	1'49.186	31.460	30.917	21.352	25.457	341.8	
10	1'49.398	31.626	30.926	21.335	25.511	342.9	
11	1'49.583	31.661	31.091	21.416	25.415	341.8	
12	1'49.634	31.652	31.139	21.395	25.448	341.8	
13	1'50.298	32.344	31.199	21.371	25.384	340.7	
14	1'49.586	31.576	31.096	21.487	25.427	344.0	
15	1'49.834	31.723	31.161	21.521	25.429	338.6	
16	1'49.232	31.513	30.947	21.389	25.383	344.0	
17	1'49.818	31.876	31.030	21.360	25.552	337.5	
18	1'49.642	31.575	31.155	21.365	25.547	341.8	
19	1'49.877	31.720	31.129	21.396	25.632	340.7	
20	1'49.963	31.697	31.251	21.451	25.564	340.7	
unfinished		31.665	31.105	21.377		340.7	

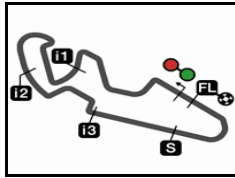
17th 73 Alex MARQUEZ
Repsol Honda Team HONDA SPA

Run #	1	Front Tyre	Slick-Hard	Rear Tyre	Slick-Soft	New Tyre	New Tyre
1	1'53.730	35.802	31.326	21.356	25.246	342.9	
2	1'48.768	31.485	30.820	21.184	25.279	344.0	
3	1'48.898	31.601	30.738	21.239	25.320	341.8	
4	1'48.186	31.114	30.664	21.049	25.359	338.6	
5	1'48.322	31.215	30.680	21.157	25.270	341.8	
6	1'49.006	31.283	30.855	21.421	25.447	339.6	
7	1'48.531	31.230	30.786	21.142	25.373	340.7	
8	1'48.559	31.156	30.868	21.216	25.319	340.7	
9	1'48.795	31.253	30.869	21.318	25.355	340.7	
10	1'48.854	31.249	30.913	21.326	25.366	338.6	
11	1'49.290	31.356	30.999	21.413	25.522	342.9	
12	1'49.583	31.868	30.947	21.345	25.423	336.5	

Fastest Lap: Franco MORBIDELLI Petronas Yamaha SR ITA 1'48.089 31.061 30.565 20.942 25.521

These data/results cannot be reproduced, stored and/or transmitted in whole or in part by any manner of electronic, mechanical, photocopying, recording, broadcasting or otherwise now known or herein after developed without the previous express consent by the copyright owner, except for reproduction in daily press and regular printed publications on sale to the public within 60 days of the event related to those data/results and always provided that copyright symbol appears together as follows below.
© DORNA, 2020





5077 m.

GRAN PREMIO LIQUI MOLY DE TERUEL

Race

Analysis by Lap

35

Num Lap Time Gap

Lap	1	2	3	4	5	6	7	8	9	10	11	12	13	14	15	16
21	1'52.018	1'48.554	1'48.406	1'48.357	1'48.089	1'48.273	1'48.599	1'48.887	1'48.649	1'48.714	1'48.663	1'48.735	1'48.663	1'48.840	1'49.140	1'48.931
42	1'52.163	1'48.666	1'48.372	1'48.451	1'48.235	1'48.418	1'48.347	1'48.910	1'48.748	1'48.748	1'48.735	1'48.901	1'48.735	1'48.898	1'48.935	1'49.159
5	1'52.411	1'48.600	1'48.575	1'48.701	1'48.483	1'48.679	1'48.962	1'48.797	1'48.957	1'48.834	1'48.901	1'48.901	1'48.901	1'48.898	1'49.063	1'49.012
12	1'52.780	1'48.698	1'48.694	1'48.527	1'48.785	1'48.785	1'48.508	1'48.559	1'48.795	1'48.834	1'48.290	1'48.290	1'48.290	1'49.089	1'49.808	1'50.082
36	1'52.911	1'48.911	1'48.567	1'48.516	1'48.516	1'48.768	1'48.531	1'48.531	1'48.795	1'48.795	1'49.287	1'48.766	1'48.766	1'49.336	1'49.336	1'49.652
20	1'53.468	1'48.868	1'48.567	1'48.186	1'48.247	1'49.006	1'48.121	1'49.221	1'49.201	1'49.312	1'49.331	1'48.854	1'48.854	1'49.674	1'49.674	1'50.098
35	1'53.515	1'48.856	1'48.567	1'48.913	1'48.302	1'48.828	1'48.879	1'49.227	1'49.312	1'49.312	1'49.287	1'48.766	1'48.766	1'49.791	1'49.791	1'50.098
44	1'53.571	1'48.875	1'48.567	1'48.937	1'48.3519	1'48.864	1'48.991	1'49.327	1'49.327	1'49.327	1'49.287	1'48.766	1'48.766	1'49.838	1'49.838	1'50.098
73	1'53.730	1'48.868	1'48.567	1'49.384	1'48.3698	1'48.837	1'48.990	1'49.095	1'49.095	1'49.095	1'49.331	1'48.854	1'48.854	1'49.912	1'49.912	1'50.098
88	1'53.883	1'48.868	1'48.567	1'49.144	1'48.3756	1'48.894	1'49.014	1'49.014	1'49.014	1'49.014	1'49.287	1'48.766	1'48.766	1'49.912	1'49.912	1'50.098
27	1'54.350	1'48.896	1'48.567	1'49.180	1'48.4110	1'48.894	1'49.167	1'49.167	1'49.167	1'49.167	1'49.287	1'48.766	1'48.766	1'49.912	1'49.912	1'50.098
41	1'54.364	1'48.896	1'48.567	1'49.471	1'48.4622	1'48.894	1'49.167	1'49.167	1'49.167	1'49.167	1'49.287	1'48.766	1'48.766	1'49.912	1'49.912	1'50.098
4	1'54.493	1'48.896	1'48.567	1'49.060	1'48.4577	1'48.894	1'49.167	1'49.167	1'49.167	1'49.167	1'49.287	1'48.766	1'48.766	1'49.912	1'49.912	1'50.098
6	1'55.050	1'48.896	1'48.567	1'48.954	1'48.5102	1'48.894	1'49.246	1'49.246	1'49.246	1'49.246	1'49.287	1'48.766	1'48.766	1'49.912	1'49.912	1'50.098
63	1'55.487	1'48.896	1'48.567	1'48.793	1'48.5781	1'48.894	1'49.253	1'49.253	1'49.253	1'49.253	1'49.287	1'48.766	1'48.766	1'49.912	1'49.912	1'50.098
9	1'55.743	1'48.896	1'48.567	1'48.758	1'48.6105	1'48.894	1'49.399	1'49.399	1'49.399	1'49.399	1'49.287	1'48.766	1'48.766	1'49.912	1'49.912	1'50.098
38	1'55.900	1'48.896	1'48.567	1'49.609	1'48.8322	1'48.894	1'49.698	1'49.698	1'49.698	1'49.698	1'49.287	1'48.766	1'48.766	1'49.912	1'49.912	1'50.098
53	1'56.292	1'48.896	1'48.567	2'03.761	22.193	1'48.894	1'49.698	1'49.698	1'49.698	1'49.698	1'49.287	1'48.766	1'48.766	1'49.912	1'49.912	1'50.098

 Lapped rider

These data/results cannot be reproduced, stored and/or transmitted in whole or in part by any manner of electronic, mechanical, photocopying, recording, broadcasting or otherwise now known or herein after developed without the previous express consent by the copyright owner, except for reproduction in daily press and regular printed publications on sale to the public within 60 days of the event related to those data/results and always provided that copyright symbol appears together as follows below.

© DORNA, 2020



Num Lap Time Gap

41	1'49.232	12.202	20	1'49.660	14.160
35	1'50.192	13.456	41	1'49.963	14.564
27	1'49.364	13.543	27	1'49.671	15.795
9	1'49.386	14.030	35	1'49.981	17.052
6	1'49.688	14.772	4	1'50.250	17.888
53	1'50.031	20.598	9	1'50.014	18.000
38	1'51.366	21.818	6	1'50.144	18.312

Lap 17

21	1'48.977	
42	1'49.137	0.796
36	1'49.179	3.444
5	1'49.828	8.207
44	1'49.317	9.777
12	1'49.382	11.013
88	1'49.104	11.189
20	1'49.901	12.764
41	1'49.818	13.043
27	1'50.107	14.673
35	1'50.614	15.093
4	1'52.142	15.303
9	1'50.431	15.484
6	1'49.876	15.671
53	1'49.921	21.542
38	1'50.294	23.135

Lap 18

21	1'49.112	
42	1'49.390	1.074
36	1'49.528	3.860
5	1'50.048	9.143
44	1'49.690	10.355
88	1'49.613	11.690
12	1'49.932	11.833
20	1'49.870	13.522
41	1'49.642	13.573
27	1'49.743	15.304
35	1'49.944	15.925
4	1'50.296	16.487
9	1'50.316	16.688
6	1'50.283	16.842
53	1'50.123	22.553
38	1'50.509	24.532

Lap 19

21	1'49.475	
42	1'49.447	1.046
36	1'49.382	3.767
5	1'49.980	9.648
44	1'49.644	10.524
88	1'49.135	11.350
12	1'49.855	12.213
20	1'49.827	13.874
41	1'49.877	13.975
27	1'49.669	15.498
35	1'49.995	16.445
4	1'50.000	17.012
9	1'50.147	17.360
6	1'50.175	17.542
53	1'49.878	22.956
38	1'50.397	25.454

Lap 20

21	1'49.374	
42	1'49.557	1.229
36	1'49.474	3.867
5	1'50.377	10.651
44	1'49.524	10.674
88	1'49.503	11.479
12	1'50.207	13.046

Lap 21

21	1'49.376	
42	1'49.694	1.547
36	1'49.932	4.423
44	1'49.477	10.775
5	1'50.763	12.038
88	1'50.031	12.134
12	1'50.061	13.731
20	1'49.954	14.738
27	1'50.115	16.534
35	1'50.140	17.816
9	1'50.171	18.795
4	1'50.696	19.208
6	1'50.570	19.506
53	1'50.636	24.694
38	1'51.128	28.342

Lap 22

21	1'49.594	
42	1'49.982	1.935
36	1'50.129	4.958
44	1'49.357	10.538
5	1'49.722	12.166
88	1'49.768	12.308
12	1'50.066	14.203
20	1'49.647	14.791
27	1'49.832	16.772
35	1'50.393	18.615
9	1'49.705	18.906
4	1'50.626	20.240
6	1'50.405	20.317
53	1'50.536	25.636
38	1'51.577	30.325

Lap 23

21	1'49.844	
42	1'50.114	2.205
36	1'50.262	5.376
44	1'49.605	10.299
5	1'50.593	12.915
88	1'50.489	12.953
12	1'49.903	14.262
20	1'49.773	14.720
27	1'50.249	17.177
9	1'50.457	19.519
35	1'50.937	19.708
6	1'50.118	20.591
4	1'51.826	22.222
53	1'50.704	26.496
38	1'51.335	31.816

Lapped rider

These data/results cannot be reproduced, stored and/or transmitted in whole or in part by any manner of electronic, mechanical, photocopying, recording, broadcasting or otherwise now known or herein after developed without the previous express consent by the copyright owner, except for reproduction in daily press and regular printed publications on sale to the public within 60 days of the event related to those data/results and always provided that copyright symbol appears together as follows below.

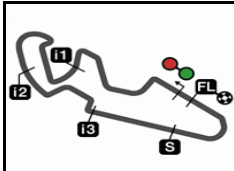
© DORNA, 2020

Official MotoGP Timing by TISSOT
www.motogp.com

Alcañiz, Sunday, October 25, 2020

Page 2 of 2





5077 m.

GRAN PREMIO LIQUI MOLY DE TERUEL

2020 Rookie of the Year Classification

MotoGP™

36

Rider	Nation	Points	Leader Previous	QAT	SPA	ANC	CZE	AUT	STY	RSM	EMI	CAT	FRA	ARA	TER	EUR	VAL	POR
1 BINDER Brad	RSA	67		-	3	-	25	13	8	4	-	5	4	5	-			
2 MARQUEZ Alex	SPA	67	0	0	-	4	8	1	2	-	-	9	3	20	20	-		
3 LECUONA Iker	SPA	27	40	40	-	-	-	-	7	6	2	-	2	1	2	7		

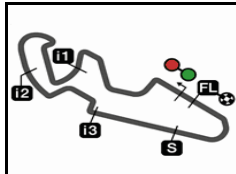
These data/results cannot be reproduced, stored and/or transmitted in whole or in part by any manner of electronic, mechanical, photocopying, recording, broadcasting or otherwise now known or herein after developed without the previous express consent by the copyright owner, except for reproduction in daily press and regular printed publications on sale to the public within 60 days of the event related to those data/results and always provided that copyright symbol appears together as follows below.

© DORNA, 2020

Official MotoGP Timing by TISSOT
www.motogp.com

Alcañiz, Sunday, October 25, 2020





GRAN PREMIO LIQUI MOLY DE TERUEL

5077 m.

2020 Independent Team Classification

36

Rider	Nation	Points	Leader Previous	QAT	SPA	ANC	CZE	AUT	STY	RSM	EMI	CAT	FRA	ARA	TER	EUR	VAL	POR
1 QUARTARARO Fabio	FRA	123		-	25	25	9	8	3	-	13	25	7	-	8			
2 MORBIDELLI Franco	ITA	112	11	11	-	11	-	20	-	1	25	7	13	-	10	25		
3 NAKAGAMI Takaaki	JPN	92	31	20	-	6	13	8	10	9	7	10	9	9	11	-		
4 MILLER Jack	AUS	82	41	10	-	13	-	7	16	20	8	-	11	-	7	-		
5 OLIVEIRA Miguel	POR	79	44	3	-	8	-	10	-	25	5	11	-	10	-	10		
6 ZARCO Johann	FRA	64	59	15	-	5	7	16	-	2	1	5	-	11	6	11		
7 BAGNAIA Francesco	ITA	42	81	22	-	9	-	-	-	-	20	-	10	3	-	-		
8 LECUONA Iker	SPA	27	96	15	-	-	-	-	7	6	2	-	2	1	2	7		
9 ESPARGARO Aleix	SPA	27	96	0	-	-	-	6	5	4	3	-	4	2	3	-		
10 CRUTCHLOW Cal	GBR	26	97	1	-	-	3	3	1	-	-	-	6	-	8	5		
11 SMITH Bradley	GBR	12	111	14	-	1	4	-	3	-	-	3	-	-	-	1		
12 RABAT Tito	SPA	10	113	2	-	2	5	-	-	-	-	-	1	-	-	2		
13 PIRRO Michele	ITA	4	119	6	-	-	-	-	4	-	-	-	-	-	-	-		

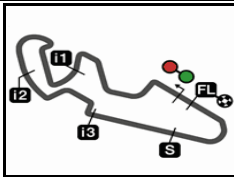
Team	Points	Leader Previous	QAT	SPA	ANC	CZE	AUT	STY	RSM	EMI	CAT	FRA	ARA	TER	EUR	VAL	POR
1 PETRONAS YAMAHA SRT	198		-	0	25	29	8	3	25	20	38	7	10	33			
2 PRAMAC RACING	128	70	70	-	22	-	7	20	20	28	-	21	3	7	-		
3 LCR HONDA	118	80	10	-	6	16	11	11	9	7	10	15	9	19	5		
4 RED BULL KTM TECH 3	106	92	12	-	8	-	10	7	31	7	11	2	11	2	17		
5 ESPONSORAMA RACING	74	124	32	-	7	12	16	-	2	1	5	1	11	6	13		
6 APRILIA RACING TEAM GRESINI	39	159	35	-	1	4	6	8	4	3	3	4	2	3	1		

These data/results cannot be reproduced, stored and/or transmitted in whole or in part by any manner of electronic, mechanical, photocopying, recording, broadcasting or otherwise now known or herein after developed without the previous express consent by the copyright owner, except for reproduction in daily press and regular printed publications on sale to the public within 60 days of the event related to those data/results and always provided that copyright symbol appears together as follows below.
© DORNA, 2020

Official MotoGP Timing by TISSOT
www.motogp.com

Alcañiz, Sunday, October 25, 2020





5077 m.

2020 Riders Performance

(Qualifying Position - Starting Position - Race Position)

37

Rider	Points	QAT	SPA	ANC	CZE	AUT	STY	RSM	EMI	CAT	FRA	ARA	TER	EUR	VAL	POR				
1 MIR Joan	137		12	10	9	6	4	8	11	8	14	6	12							
		-	10-NC	10-5	9-NC	6-2	3-4	8-3	11-2	8-2	14-11	6-3	12-3	-	-	-	-	-	-	-
2 QUARTARARO Fabio	123		1	1	2	3	10	3	3	2	1	1	6							
		-	1-1	1-1	2-7	3-8	9-13	3-NC	3-4	2-1	1-9	1-18	6-8	-	-	-	-	-	-	-
3 VIÑALES Maverick	118		2	2	5	1	6	1	1	5	5	2	4							
		-	2-2	2-2	5-14	1-10	5-NP	1-6	1-1	5-9	5-10	2-4	4-7	-	-	-	-	-	-	-
4 MORBIDELLI Franco	112		10	6	3	7	11	2	8	1	11	4	2							
		-	8-5	6-NC	3-2	7-NP	10-15	2-1	8-9	1-4	11-NC	4-6	2-1	-	-	-	-	-	-	-
5 DOVIZIOSO Andrea	109		8	14	18	4	9	9	10	17	6	13	17							
		-	7-3	14-6	18-11	4-1	8-5	9-7	10-8	17-NL	6-4	13-7	17-13	-	-	-	-	-	-	-
6 RINS Alex	105		9	20	11	8	7	7	18	13	16	10	3							
		-	-NS	20-10	11-4	8-NC	6-6	7-5	18-12	13-3	16-NC	10-1	3-2	-	-	-	-	-	-	-
7 NAKAGAMI Takaaki	92		15	8	17	10	2	14	12	11	13	7	1							
		-	13-10	8-4	17-8	10-6	2-7	14-9	12-6	11-7	13-7	7-5	1-NL	-	-	-	-	-	-	-
8 ESPARGARO Pol	90		7	12	6	5	1	11	4	7	8	12	9							
		-	6-6	12-7	6-NC	5-NC	1-3	11-10	4-3	7-NC	8-3	12-12	9-4	-	-	-	-	-	-	-
9 MILLER Jack	82		5	7	14	2	5	5	2	4	2	5	14							
		-	5-4	7-NC	14-9	2-3	4-2	5-8	2-NC	4-5	2-NC	5-9	14-NL	-	-	-	-	-	-	-
10 OLIVEIRA Miguel	79		17	5	13	11	8	12	15	12	12	18	8							
		-	15-8	5-NL	13-6	11-NC	7-1	12-11	15-5	12-NC	12-6	18-16	8-6	-	-	-	-	-	-	-
11 PETRUCCI Danilo	71		14	11	8	13	12	15	9	9	3	8	19							
		-	12-9	11-NC	8-12	13-7	11-11	15-16	9-10	9-8	3-1	8-15	19-10	-	-	-	-	-	-	-
12 BINDER Brad	67		13	9	7	17	14	16	6	10	17	14	15							
		-	11-13	9-NC	7-1	17-4	13-8	16-12	6-NC	10-11	17-12	14-11	15-NL	-	-	-	-	-	-	-
13 MARQUEZ Alex	67		21	21	21	18	17	21	17	18	18	11	10							
		-	19-12	21-8	21-15	18-14	16-16	21-17	17-7	18-13	18-2	11-2	10-NC	-	-	-	-	-	-	-

NC=Not classified NL=Not finished first lap NP=Not started race re-start N2=Not finished first lap race re-start EX=Excluded NS=Not Started DS=Disqualified

These data/results cannot be reproduced, stored and/or transmitted in whole or in part by any manner of electronic, mechanical, photocopying, recording, broadcasting or otherwise now known or herein after developed without the previous express consent by the copyright owner, except for reproduction in daily press and regular printed publications on sale to the public within 60 days of the event related to those data/results and always provided that copyright symbol appears together as follows below.
© DORNA, 2020



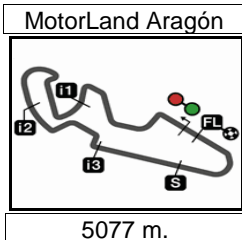
	Rider	Points	QAT	SPA	ANC	CZE	AUT	STY	RSM	EMI	CAT	FRA	ARA	TER	EUR	VAL	POR				
14	ZARCO Johann	64		20	15	1	9	3	10	14	6	9	16	5							
			-	18-11	15-9	1-3	9-NP	22-14	10-15	14-11	6-NL	9-5	16-10	5-5	-	-	-	-	-	-	-
15	ROSSI Valentino	58		11	4	10	12	15	4	7	3	10									
			-	9-NC	4-3	10-5	12-5	14-9	4-4	7-NC	3-NC	10-NL	-	-	-	-	-	-	-	-	-
16	BAGNAIA Francesco	42		4	3				6	5	14	7	17	18							
			-	4-7	3-NC	-	-	-	6-2	5-NC	14-6	7-13	17-NC	18-NC	-	-	-	-	-	-	-
17	LECUONA Iker	27		22	17	16	16	13	18	13	19	20	15	11							
			-	20-NC	17-NC	16-NC	16-9	12-10	18-14	13-NC	19-14	20-15	15-14	11-9	-	-	-	-	-	-	-
18	ESPARGARO Aleix	27		16	16	4	14	20	13	16	15	15	9	13							
			-	14-NC	16-NC	4-10	14-11	19-12	13-13	16-NL	15-12	15-14	9-13	13-NC	-	-	-	-	-	-	-
19	CRUTCHLOW Cal	26		6	13	12	15	18	22		16	4	3	7							
			-	-NS	13-13	12-13	15-15	17-17	-NS	-	16-10	4-NC	3-8	7-11	-	-	-	-	-	-	-
20	BRADL Stefan	12				20	19	21	19	21	20	21	21	16							
			-	-	-	20-18	19-17	20-18	19-18	-NS	20-17	21-8	21-17	16-12	-	-	-	-	-	-	-
21	SMITH Bradley	12		18	19	19	20	19	20	19	21	19	19	21							
			-	16-15	19-12	19-17	20-13	18-19	20-19	19-13	21-16	19-NC	19-19	21-15	-	-	-	-	-	-	-
22	RABAT Tito	10		19	18	15	21	22	17	20	22	22	20	20							
			-	17-14	18-11	15-16	21-16	21-21	17-NC	20-NC	22-15	22-NC	20-20	20-14	-	-	-	-	-	-	-
23	PIRRO Michele	4					22	16													
			-	-	-	-	22-12	15-20	-	-	-	-	-	-	-	-	-	-	-	-	-

NC=Not classified NL=Not finished first lap NP=Not started race re-start N2=Not finished first lap race re-start EX=Excluded NS=Not Started DS=Disqualified

These data/results cannot be reproduced, stored and/or transmitted in whole or in part by any manner of electronic, mechanical, photocopying, recording, broadcasting or otherwise now known or herein after developed without the previous express consent by the copyright owner, except for reproduction in daily press and regular printed publications on sale to the public within 60 days of the event related to those data/results and always provided that copyright symbol appears together as follows below.
© DORNA, 2020

Official MotoGP Timing by TISSOT
www.motogp.com





Results and timing service provided by TISSOT

MotoGP™

GRAN PREMIO LIQUI MOLY DE TERUEL
Official Starting Grid

Race : 23 laps = 116.771 km



1	3 1'47.155 42 Alex RINS Suzuki	2 1'46.945 21 Franco MORBIDELLI Yamaha	1 1'46.882 30 Takaaki NAKAGAMI Honda
2	6 1'47.326 20 Fabio QUARTARARO Yamaha	5 1'47.297 5 Johann ZARCO Ducati	4 1'47.241 12 Maverick VIÑALES Yamaha
3	9 1'47.519 44 Pol ESPARGARO KTM	8 1'47.509 88 Miguel OLIVEIRA KTM	7 1'47.377 35 Cal CRUTCHLOW Honda
4	12 1'47.642 36 Joan MIR Suzuki	11 1'47.621 27 Iker LECUONA KTM	10 1'47.603 73 Alex MARQUEZ Honda
5	15 1'47.478 33 Brad BINDER KTM	14 1'47.394 43 Jack MILLER Ducati	13 1'47.372 41 Aleix ESPARGARO Aprilia
6	18 1'47.759 63 Francesco BAGNAIA Ducati	17 1'47.747 4 Andrea DOVIZIOSO Ducati	16 1'47.585 6 Stefan BRADL Honda
7	21 1'48.402 38 Bradley SMITH Aprilia	20 1'48.114 53 Tito RABAT Ducati	19 1'47.855 9 Danilo PETRUCCI Ducati

The results are provisional until the end of the limit for protest and appeals and until the ratification of the Event Management Committee.

Time limit for protest expires 60' at the latest after publication of the results - Time:

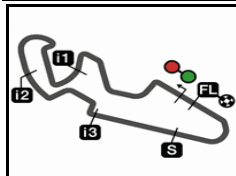
These data/results cannot be reproduced, stored and/or transmitted in whole or in part by any manner of electronic, mechanical, photocopying, recording, broadcasting or otherwise now known or herein after developed without the previous express consent by the copyright owner, except for reproduction in daily press and regular printed publications on sale to the public within 60 days of the event related to those data/results and always provided that copyright symbol appears together as follows below.

© DORNA, 2020

Official MotoGP Timing by TISSOT
 www.motogp.com

Alcañiz, Sunday, October 25, 2020





5077 m.

GRAN PREMIO LIQUI MOLY DE TERUEL

Race

Top Speed & Average



Rider	Nation	Motorcycle	Top 5 speeds					Average	Top
4 Andrea DOVIZIOSO	ITA	DUCATI	350.6	350.6	350.6	349.5	349.5	350.0	350.6
63 Francesco BAGNAIA	ITA	DUCATI	348.4	348.4	347.3	340.7	258.6	328.7	348.4
6 Stefan BRADL	GER	HONDA	347.3	347.3	346.1	346.1	346.1	346.4	347.3
53 Tito RABAT	SPA	DUCATI	346.1	346.1	345.0	342.9	341.8	344.4	346.1
35 Cal CRUTCHLOW	GBR	HONDA	345.0	345.0	345.0	345.0	344.0	344.4	345.0
44 Po ESPARGARO	SPA	KTM	345.0	344.0	342.9	341.8	340.7	341.8	345.0
5 Johann ZARCO	FRA	DUCATI	344.0	344.0	341.8	341.8	340.7	341.7	344.0
9 Danilo PETRUCCI	ITA	DUCATI	344.0	344.0	344.0	344.0	342.9	343.3	344.0
41 Aleix ESPARGARO	SPA	APRILIA	344.0	344.0	344.0	344.0	344.0	344.0	344.0
73 Alex MARQUEZ	SPA	HONDA	344.0	342.9	342.9	341.8	341.8	342.7	344.0
88 Miguel OLIVEIRA	POR	KTM	342.9	341.8	341.8	339.6	339.6	340.5	342.9
27 Iker LECUONA	SPA	KTM	341.8	340.7	339.6	339.6	339.6	340.2	341.8
38 Bradley SMITH	GBR	APRILIA	341.8	341.8	341.8	340.7	339.6	341.1	341.8
12 Maverick VIÑALES	SPA	YAMAHA	339.6	339.6	338.6	338.6	338.6	339.0	339.6
20 Fabio QUARTARARO	FRA	YAMAHA	339.6	338.6	338.6	338.6	338.6	338.8	339.6
36 Joan MIR	SPA	SUZUKI	339.6	339.6	339.6	339.6	338.6	339.3	339.6
42 Alex RINS	SPA	SUZUKI	337.5	336.5	336.5	336.5	336.5	336.6	337.5
21 Franco MORBIDELLI	ITA	YAMAHA	334.4	333.4	333.4	333.4	333.4	333.5	334.4

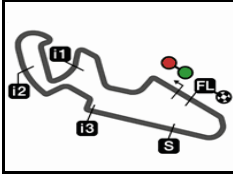
These data/results cannot be reproduced, stored and/or transmitted in whole or in part by any manner of electronic, mechanical, photocopying, recording, broadcasting or otherwise now known or herein after developed without the previous express consent by the copyright owner, except for reproduction in daily press and regular printed publications on sale to the public within 60 days of the event related to those data/results and always provided that copyright symbol appears together as follows below.

© DORNA, 2020

Official MotoGP Timing by TISSOT
www.motogp.com



Alcañiz, Sunday, October 25, 2020




5077 m.

GRAN PREMIO LIQUI MOLY DE TERUEL

Race

Fastest Laps Sequence

Lap	Race Time	 Rider	Nation	Motorcycle	Time	Km/h	Riders's Lap
2	3'40.572	21 Franco MORBIDELLI	ITA	YAMAHA	1'48.554	168.3	2
3	5'28.978	21 Franco MORBIDELLI	ITA	YAMAHA	1'48.406	168.5	3
3	5'29.201	42 Alex RINS	SPA	SUZUKI	1'48.372	168.6	3
4	7'17.335	21 Franco MORBIDELLI	ITA	YAMAHA	1'48.357	168.6	4
4	7'19.582	73 Alex MARQUEZ	SPA	HONDA	1'48.186	168.9	4
5	9'05.424	21 Franco MORBIDELLI	ITA	YAMAHA	1'48.089	169.0	5

These data/results cannot be reproduced, stored and/or transmitted in whole or in part by any manner of electronic, mechanical, photocopying, recording, broadcasting or otherwise now known or herein after developed without the previous express consent by the copyright owner, except for reproduction in daily press and regular printed publications on sale to the public within 60 days of the event related to those data/results and always provided that copyright symbol appears together as follows below.

© DORNA, 2020

Official MotoGP Timing by TISSOT
www.motogp.com

Alcañiz, Sunday, October 25, 2020

