

4005 m.

GRAN PREMIO MOTUL DE LA COMUNITAT VALENCIANA

Free Practice Nr. 1

Classification

3

	Rider	Nation	Team	Motorcycle	Time	Lap Total	Gap	Top Speed
1	9 Jorge NAVARRO	SPA	MB Conveyors Speed Up	SPEED UP	1'34.855	8 19		269.6
2	10 Luca MARINI	ITA	SKY Racing Team VR46	KALEX	1'34.880	18 19	0.025 0.025	268.5
3	21 Fabio DI GIANNANTONIO	ITA	MB Conveyors Speed Up	SPEED UP	1'34.942	16 17	0.087 0.062	267.5
4	22 Sam LOWES	GBR	EG 0,0 Marc VDS	KALEX	1'34.957	6 20	0.102 0.015	269.6
5	23 Marcel SCHROTTER	GER	Liqui Moly Intact GP	KALEX	1'35.004	19 19	0.149 0.047	275.0
6	40 Hector GARZO	SPA	Flexbox HP 40	KALEX	1'35.048	13 17	0.193 0.044	272.8
7	44 Aron CANET	SPA	Inde Aspar Team Moto2	SPEED UP	1'35.063	15 15	0.208 0.015	269.6
8	7 Lorenzo BALDASSARRI	ITA	Flexbox HP 40	KALEX	1'35.076	22 22	0.221 0.013	269.6
9	33 Enea BASTIANINI	ITA	Italtrans Racing Team	KALEX	1'35.096	10 19	0.241 0.020	272.8
10	12 Thomas LUTHI	SWI	Liqui Moly Intact GP	KALEX	1'35.160	6 18	0.305 0.064	270.7
11	72 Marco BEZZECCHI	ITA	SKY Racing Team VR46	KALEX	1'35.200	17 21	0.345 0.040	276.1
12	16 Joe ROBERTS	USA	Tennor American Racing	KALEX	1'35.264	18 18	0.409 0.064	269.6
13	64 Bo BENDSNEYDER	NED	NTS RW Racing GP	NTS	1'35.287	5 17	0.432 0.023	268.5
14	88 Jorge MARTIN	SPA	Red Bull KTM Ajo	KALEX	1'35.304	18 18	0.449 0.017	270.7
15	42 Marcos RAMIREZ	SPA	Tennor American Racing	KALEX	1'35.338	19 19	0.483 0.034	272.8
16	62 Stefano MANZI	ITA	MV Agusta Forward Racing	MV AGUSTA	1'35.368	7 19	0.513 0.030	269.6
17	87 Remy GARDNER	AUS	Onexox TKKR SAG Team	KALEX	1'35.401	16 16	0.546 0.033	272.8
18	57 Edgar PONS	SPA	Federal Oil Gresini Moto2	KALEX	1'35.416	12 17	0.561 0.015	268.5
19	45 Tetsuta NAGASHIMA	JPN	Red Bull KTM Ajo	KALEX	1'35.626	16 19	0.771 0.210	271.7
20	35 Somkiat CHANTRA	THA	IDEMITSU Honda Team Asia	KALEX	1'35.722	19 20	0.867 0.096	275.0
21	97 Xavi VIERGE	SPA	Petronas Sprinta Racing	KALEX	1'35.756	10 18	0.901 0.034	269.6
22	11 Nicolò BULEGA	ITA	Federal Oil Gresini Moto2	KALEX	1'35.785	5 22	0.930 0.029	272.8
23	24 Simone CORSI	ITA	MV Agusta Forward Racing	MV AGUSTA	1'35.905	13 20	1.050 0.120	263.4
24	37 Augusto FERNANDEZ	SPA	EG 0,0 Marc VDS	KALEX	1'35.923	14 18	1.068 0.018	269.6
25	55 Hafizh SYAHRIN	MAL	Inde Aspar Team Moto2	SPEED UP	1'36.262	14 15	1.407 0.339	270.7
26	19 Lorenzo DALLA PORTA	ITA	Italtrans Racing Team	KALEX	1'36.311	11 20	1.456 0.049	273.9
27	27 Andi Farid IZDIHAR	INA	IDEMITSU Honda Team Asia	KALEX	1'36.329	9 9	1.474 0.018	270.7
28	99 Kasma DANIEL	MAL	Onexox TKKR SAG Team	KALEX	1'36.562	19 19	1.707 0.233	272.8
29	74 Piotr BIESIEKIRSKI	POL	NTS RW Racing GP	NTS	1'37.469	18 19	2.614 0.907	267.5

Practice condition: Dry

Air: 19°

Humidity: 67%

Ground: 19°

Fastest Lap:	Lap: 8	Jorge NAVARRO	1'34.855	152 Km/h
Best Race Lap:	2019	Thomas LUTHI	1'34.820	152.0 Km/h
All Time Lap Record:	2019	Jorge NAVARRO	1'34.461	152.6 Km/h

The results are provisional until the end of the limit for protest and appeals.

Time limit for protest expires 30' after publication of the results - Time:

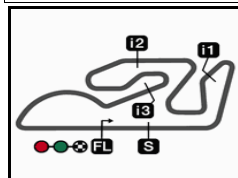
These data/results cannot be reproduced, stored and/or transmitted in whole or in part by any manner of electronic, mechanical, photocopying, recording, broadcasting or otherwise now known or herein after developed without the previous express consent by the copyright owner, except for reproduction in daily press and regular printed publications on sale to the public within 60 days of the event related to those data/results and always provided that copyright symbol appears together as follows below.

© DORNA, 2020

Official MotoGP Timing by TISSOT
www.motogp.com

Chestre, Friday, November 13, 2020





4005 m.

GRAN PREMIO MOTUL DE LA COMUNITAT VALENCIANA

Free Practice Nr. 1

Top Speed & Average

4



Rider	Nation	Motorcycle	Top 5 speeds					Average	Top
72 Marco BEZZECCHI	ITA	KALEX	276.1	276.1	273.9	273.9	273.9	274.8	276.1
23 Marcel SCHROTTER	GER	KALEX	275.0	270.7	269.6	269.6	269.6	270.3	275.0
35 Somkiat CHANTRA	THA	KALEX	275.0	271.7	270.7	270.7	270.7	271.8	275.0
19 Lorenzo DALLA PORTA	ITA	KALEX	273.9	272.8	271.7	270.7	269.6	270.9	273.9
11 Nicolò BULEGA	ITA	KALEX	272.8	270.7	270.7	268.5	268.5	270.0	272.8
33 Enea BASTIANINI	ITA	KALEX	272.8	271.7	270.7	270.7	270.7	271.0	272.8
40 Hector GARZO	SPA	KALEX	272.8	271.7	271.7	271.7	271.7	271.9	272.8
42 Marcos RAMIREZ	SPA	KALEX	272.8	272.8	272.8	271.7	271.7	272.3	272.8
87 Remy GARDNER	AUS	KALEX	272.8	271.7	271.7	271.7	270.7	271.2	272.8
99 Kasma DANIEL	MAL	KALEX	272.8	271.7	270.7	270.7	270.7	271.3	272.8
45 Tetsuta NAGASHIMA	JPN	KALEX	271.7	271.7	271.7	270.7	270.7	271.1	271.7
12 Thomas LUTHI	SWI	KALEX	270.7	269.6	268.5	268.5	268.5	268.9	270.7
27 Andi Farid IZDIHAR	INA	KALEX	270.7	268.5	267.5	267.5	267.5	268.2	270.7
55 Hafizh SYAHRIN	MAL	SPEED UP	270.7	268.5	268.5	268.5	268.5	268.9	270.7
88 Jorge MARTIN	SPA	KALEX	270.7	269.6	269.6	269.6	269.6	269.8	270.7
7 Lorenzo BALDASSARRI	ITA	KALEX	269.6	269.6	269.6	268.5	268.5	268.8	269.6
9 Jorge NAVARRO	SPA	SPEED UP	269.6	268.5	268.5	268.5	268.5	268.7	269.6
16 Joe ROBERTS	USA	KALEX	269.6	269.6	268.5	268.5	267.5	268.1	269.6
22 Sam LOWES	GBR	KALEX	269.6	269.6	268.5	268.5	268.5	268.7	269.6
37 Augusto FERNANDEZ	SPA	KALEX	269.6	269.6	268.5	268.5	268.5	268.8	269.6
44 Aron CANET	SPA	SPEED UP	269.6	268.5	268.5	267.5	267.5	268.2	269.6
62 Stefano MANZI	ITA	MV AGUSTA	269.6	266.5	266.5	266.5	265.4	266.5	269.6
97 Xavi VIERGE	SPA	KALEX	269.6	269.6	269.6	269.6	269.6	269.6	269.6
10 Luca MARINI	ITA	KALEX	268.5	268.5	268.5	268.5	267.5	267.8	268.5
57 Edgar PONS	SPA	KALEX	268.5	268.5	268.5	267.5	267.5	268.1	268.5
64 Bo BENDSNEYDER	NED	NTS	268.5	266.5	266.5	265.4	265.4	266.5	268.5
21 Fabio DI GIANNANTONIO	ITA	SPEED UP	267.5	267.5	267.5	267.5	267.5	267.5	267.5
74 Piotr BIESIEKIRSKI	POL	NTS	267.5	266.5	266.5	265.4	265.4	265.9	267.5
24 Simone CORSI	ITA	MV AGUSTA	263.4	263.4	263.4	262.4	262.4	262.9	263.4

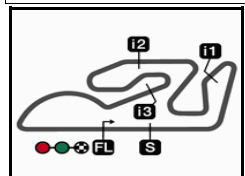
These data/results cannot be reproduced, stored and/or transmitted in whole or in part by any manner of electronic, mechanical, photocopying, recording, broadcasting or otherwise now known or herein after developed without the previous express consent by the copyright owner, except for reproduction in daily press and regular printed publications on sale to the public within 60 days of the event related to those data/results and always provided that copyright symbol appears together as follows below.

© DORNA, 2020

Official MotoGP Timing by TISSOT
www.motogp.com

Cheste, Friday, November 13, 2020





4005 m.

GRAN PREMIO MOTUL DE LA COMUNITAT VALENCIANA

Free Practice Nr. 1

Chronological Analysis of Performances

5

* Lap / Sector time cancelled		T1 Time from finish line to 1st intermediate				T3 Time from 2nd intermed. to 3rd intermed.								
P Crossing the finish line in pit lane		T2 Time from 1st intermed. to 2nd intermed.				T4 Time from 3rd intermediate to finish line								
Lap	Lap Time	T1	T2	T3	T4	Speed	Lap	Lap Time	T1	T2	T3	T4	Speed	
1st	9	Jorge NAVARRO MB Conveyors Speed SPA						1	1'47.745	25.116	27.530	23.119	26.218	
		Runs=2	Total laps=19	Full laps=13			2	1'36.274	21.925	25.931	22.510	25.908	263.4	
1	1'51.896	24.384	28.232	23.652	26.391		3	1'35.734 *	21.811*	25.676	22.324	25.918	265.4	
2	1'36.909	22.062	26.258	22.656	25.933	268.5	4	1'35.374	21.764	25.489	22.337	25.784	265.4	
3	1'36.092 *	22.141*	25.661	22.478	25.807	267.5	5	1'35.246	21.783	25.475	22.251	25.737	266.5	
4	1'35.413	21.639	25.538	22.442	25.794	266.5	6	1'35.416	21.755	25.491	22.382	25.788	265.4	
5	1'35.196	21.698	25.414	22.366	25.718	267.5	7	1'38.140 *	22.641*	26.731	22.719	26.044	266.5	
6	1'35.216 *	21.661*	25.440	22.374	25.736	267.5	8	1'35.468	21.818	25.458	22.341	25.851	267.5	
7	1'35.031	21.649	25.341	22.322	25.719	267.5	9	1'35.224	21.762	25.334	22.329	25.799	265.4	
8	1'34.855	21.572	25.330	22.324	25.629	268.5	10	1'36.959 *	23.011*	25.637	22.471	25.836	266.5	
9	1'35.163	21.716	25.434	22.391	25.622	257.5	11	1'40.945 P	21.791*	25.361	23.341	30.450	267.5	
10	1'35.079	21.581	25.311	22.441	25.746	267.5	12	15'08.789	24.445	26.414	22.751	26.099		
11	1'43.488 P	23.301*	26.386	22.977	30.824	266.5	13	1'36.096 *	22.181*	25.670	22.478	25.766	264.4	
12	11'03.490	26.153	26.756	22.893	26.175		14	1'35.409	21.851	25.480	22.361	25.717	265.4	
13	1'35.950	21.877	25.635	22.527	25.911	264.4	15	1'35.112	21.739	25.375	22.338	25.660	267.5	
14	1'35.621	21.773	25.436	22.614	25.798	266.5	16	1'34.942	21.751	25.318	22.231	25.642	267.5	
15	1'35.230	21.764	25.430	22.397	25.639	268.5	17	1'35.113	21.721	25.357	22.345	25.690	267.5	
16	1'35.022 *	21.621*	25.325	22.441	25.636	268.5								
17	1'37.005	21.724	25.388	23.363	26.530	268.5	4th	22	Sam LOWES EG 0,0 Marc VDS GBR					
18	1'35.259	21.695	25.425	22.464	25.675	267.5			Runs=2	Total laps=20	Full laps=16			
19	1'35.648	21.706	25.372	22.615	25.955	269.6	1	2'36.087	24.968	28.386	23.588	26.441		
							2	1'36.797	21.821	26.321	22.508	26.147	268.5	
2nd	10	Luca MARINI SKY Racing Team VR ITA						3	1'35.767 *	21.835	25.482	22.399*	26.051	268.5
		Runs=2	Total laps=19	Full laps=15			4	1'35.658	21.852	25.587	22.302	25.917	257.5	
1	2'52.352	25.305	29.084	24.157	27.108		5	1'35.421	21.743	25.300	22.313	26.065	268.5	
2	1'37.685	22.315	26.388	22.927	26.055	267.5	6	1'34.957	21.643	25.293	22.219	25.802	267.5	
3	1'36.299 *	21.852	25.818	22.729*	25.900	267.5	7	1'35.455	21.685	25.428	22.350	25.992	269.6	
4	1'35.723	21.732	25.683	22.439	25.869	268.5	8	1'35.283	21.699	25.416	22.190	25.978	268.5	
5	1'35.481	21.718	25.516	22.423	25.824	267.5	9	1'35.233	21.723	25.295	22.342	25.873	268.5	
6	1'35.257	21.681	25.434	22.406	25.736	267.5	10	1'35.174	21.668	25.339	22.256	25.911	267.5	
7	1'35.211	21.640	25.478	22.381	25.712	267.5	11	1'45.892 P	24.392	26.921	23.657	30.922	265.4	
8	1'46.010 P	23.199	27.747	24.254	30.810	267.5	12	9'09.733	23.990	26.801	22.902	26.300		
9	11'04.250	23.456	26.997	23.288	26.420		13	1'35.960	21.836	25.670	22.455	25.999	265.4	
10	1'36.261	21.890	25.813	22.618	25.940	263.4	14	1'42.058	24.825	28.231	22.871	26.131	265.4	
11	1'35.328	21.653	25.514	22.407	25.754	266.5	15	1'35.513	21.766	25.547	22.284	25.916	266.5	
12	1'35.349	21.729	25.413	22.401	25.806	266.5	16	1'35.156	21.626	25.441	22.238	25.851	268.5	
13	1'35.432	21.789	25.442	22.433	25.768	267.5	17	1'35.505	21.710	25.488	22.330	25.977	268.5	
14	1'35.203	21.719	25.349	22.327	25.808	267.5	18	1'35.400	21.674	25.328	22.373	26.025	268.5	
15	1'43.373	21.678	27.064	27.199	27.432	268.5	19	1'35.417	21.646	25.554	22.321	25.896	269.6	
16	1'35.474	21.778	25.506	22.389	25.801	267.5	20	1'35.203	21.663	25.303	22.316	25.921	268.5	
17	1'35.235	21.706	25.376	22.325	25.828	267.5								
18	1'34.880	21.641	25.271	22.286	25.682	268.5	5th	23	Marcel SCHROTTE Liqui Moly Intact GP GER					
19	1'35.109	21.663	25.298	22.384	25.764	268.5			Runs=2	Total laps=19	Full laps=15			
							1	2'23.026	23.966	27.699	23.384	26.282		
3rd	21	Fabio DI GIANNANT MB Conveyors Speed ITA						2	1'36.400	22.078	25.824	22.628	25.870	268.5
		Runs=2	Total laps=17	Full laps=10			3	1'35.943 *	21.893	25.635*	22.535*	25.880	268.5	

Fastest Lap: Jorge NAVARRO MB Conveyors Speed SPA **1'34.855** 21.572 25.330 22.324 25.629

These data/results cannot be reproduced, stored and/or transmitted in whole or in part by any manner of electronic, mechanical, photocopying, recording, broadcasting or otherwise now known or herein after developed without the previous express consent by the copyright owner, except for reproduction in daily press and regular printed publications on sale to the public within 60 days of the event related to those data/results and always provided that copyright symbol appears together as follows below.
© DORNA, 2020

Free Practice Nr. 1

Moto2

Lap	Lap Time	T1	T2	T3	T4	Speed	Lap	Lap Time	T1	T2	T3	T4	Speed	
							8th	7	Lorenzo BALDA				Flexbox HP 40	ITA
									Runs=2	Total laps=22				Full laps=19
4	1'35.682	21.904	25.453	22.438	25.887	269.6	1	2'05.939	24.001	27.736	24.001	27.058		
5	1'35.326	21.732	25.391	22.355	25.848	269.6	2	1'37.044	22.408	25.986	22.685	25.965	268.5	
6	1'35.137	21.743	25.254	22.363	25.777	269.6	3	1'36.353	22.056	25.680	22.688	25.929	268.5	
7	1'35.602	21.903	25.521	22.360	25.818	275.0	4	1'35.983	21.990	25.611	22.504	25.878	269.6	
8	1'35.612	21.737	25.499	22.444	25.932	270.7	5	1'36.256	21.917	25.672	22.596	26.071	267.5	
9	1'42.023 P	22.680	26.982	22.799	29.562	268.5	6	1'44.547	22.013	29.382	26.456	26.696	265.4	
10	10'50.819	24.856	26.688	22.877	26.184		7	1'35.803	21.916	25.528	22.465	25.894	268.5	
11	1'35.774	21.805	25.540	22.482	25.947	267.5	8	1'35.868	21.884	25.561	22.388	26.035	269.6	
12	1'35.391	21.712	25.434	22.375	25.870	269.6	9	1'42.315 P	23.217	26.619	23.061	29.418	265.4	
13	1'35.333	21.775	25.391	22.366	25.801	269.6	10	6'46.891	23.721	26.956	23.221	26.274		
14	1'35.541	21.779	25.385	22.429	25.948	269.6	11	1'35.921	21.764	25.459	22.427	26.271	265.4	
15	1'35.390	21.820	25.362	22.351	25.857	267.5	12	1'35.373	21.644	25.376	22.343	26.010	266.5	
16	1'35.307	21.744	25.378	22.342	25.843	268.5	13	1'35.354	21.802	25.415	22.335	25.802	269.6	
17	1'35.499	21.766	25.348	22.403	25.982	269.6	14	1'35.640	21.728	25.563	22.365	25.984	266.5	
18	1'35.143	21.749	25.300	22.276	25.818	268.5	15	1'36.398	22.229	25.427	22.883	25.859	266.5	
19	1'35.004	21.691	25.256	22.338	25.719	269.6	16	1'35.162	21.648	25.303	22.342	25.869	268.5	
							6th	40	Hector GARZO				Flexbox HP 40	SPA
									Runs=2	Total laps=17				Full laps=13
1	2'04.961	25.106	28.615	24.186	26.982		17	1'35.265	21.655	25.342	22.383	25.885	266.5	
2	1'36.644	22.260	25.951	22.572	25.861	272.8	18	1'37.557	21.932	25.768	23.777	26.080	267.5	
3	1'35.646	21.829	25.709	22.374	25.734	270.7	19	1'44.181	21.736	25.438	22.478	34.529	268.5	
4	1'39.113	24.642	25.945	22.515	26.011	270.7	20	1'42.528	22.341	25.913	23.475	30.799	257.5	
5	1'42.058	21.694	25.574	24.378	30.412	271.7	21	1'35.200	21.788	25.340	22.331	25.741	268.5	
6	1'35.652	21.910	25.744	22.443	25.555	271.7	22	1'35.076	21.747	25.277	22.320	25.732	268.5	
7	1'38.479 *	24.68*	25.688	22.353	25.753	270.7								
8	1'35.251	21.790	25.444	22.315	25.702	271.7								
9	1'44.824 P	25.48*	26.639	22.685	30.011	271.7								
10	14'17.411	24.921	27.000	23.126	26.234									
11	1'40.410	22.230	25.930	25.552	26.698	267.5								
12	1'35.361	21.811	25.459	22.296	25.795	269.6								
13	1'35.048	21.770	25.372	22.266	25.640	269.6								
14	1'35.079	21.780	25.313	22.316	25.670	270.7								
15	1'44.129	23.159	26.941	23.842	30.187	271.7								
16	1'40.847	26.243	26.242	22.484	25.878	269.6								
17	1'35.852	21.888	25.633	22.494	25.837	269.6								
							9th	33	Enea BASTIANINI				Italtrans Racing Team	ITA
									Runs=2	Total laps=19				Full laps=14
1	2'32.959	24.069	28.234	23.640	26.600		12	10'06.808	23.777	26.720	23.182	26.358		
2	1'36.831	22.127	25.770	22.752	26.182	269.6	13	1'35.871	21.887	25.592	22.486	25.906	266.5	
3	1'40.898 *	25.879	26.187	22.719*	26.113	272.8	14	1'37.892	22.997	25.940	22.773	26.182	269.6	
4	1'35.579	21.806	25.376	22.465	25.932	270.7	15	1'35.391	21.877	25.366	22.427	25.721	269.6	
5	1'35.385	21.688	25.379	22.398	25.920	270.7	16	1'35.332	21.704	25.413	22.376	25.839	269.6	
6	1'35.336	21.730	25.319	22.411	25.876	270.7	17	1'39.230 *	21.666	28.341*	23.132	26.091	268.5	
7	1'35.355	21.681	25.441	22.419	25.814	270.7	18	1'35.148	21.624	25.325	22.360	25.839	270.7	
8	1'35.225	21.631	25.315	22.376	25.903	270.7	19	1'38.149	21.651	25.403	25.055	26.040	269.6	
9	1'35.104	21.636	25.311	22.388	25.769	270.7								
10	1'35.096	21.630	25.345	22.344	25.777	271.7								
11	1'40.311 P	22.614	26.165	22.515	29.017	270.7								
							10th	12	Thomas LUTHI				Liqui Moly Intact GP	SWI
									Runs=2	Total laps=18				Full laps=15
1	1'54.415	24.020	27.813	23.447	26.676		2	1'36.606	22.205	25.797	22.442	26.162	267.5	
2	1'36.606	22.205	25.797	22.442	26.162	267.5	3	1'35.431	21.826	25.438	22.298	25.869	268.5	
3	1'35.431	21.826	25.438	22.298	25.869	268.5	4	1'35.427	21.775	25.382	22.309	25.961	269.6	
4	1'35.427	21.775	25.382	22.309	25.961	269.6	5	1'35.642	21.785	25.561	22.384	25.912	270.7	
5	1'35.642	21.785	25.561	22.384	25.912	270.7	6	1'35.160	21.758	25.299	22.326	25.777	268.5	
6	1'35.160	21.758	25.299	22.326	25.777	268.5	7	1'36.653	22.069	25.792	22.697	26.095	268.5	
7	1'36.653	22.069	25.792	22.697	26.095	268.5								

Fastest Lap: Jorge NAVARRO MB Conveyors Speed SPA 1'34.855 21.572 25.330 22.324 25.629

These data/results cannot be reproduced, stored and/or transmitted in whole or in part by any manner of electronic, mechanical, photocopying, recording, broadcasting or otherwise now known or herein after developed without the previous express consent by the copyright owner, except for reproduction in daily press and regular printed publications on sale to the public within 60 days of the event related to those data/results and always provided that copyright symbol appears together as follows below.
© DORNA, 2020

Free Practice Nr. 1

Moto2

Lap	Lap Time	T1	T2	T3	T4	Speed	Lap	Lap Time	T1	T2	T3	T4	Speed
							13th	64	Bo BENDSNEYDER NTS RW Racing GP NED				
							Runs=3			Total laps=17		Full laps=11	
8	1'35.445	21.729	25.378	22.498	25.840	267.5	1	1'48.135	25.257	27.674	23.376	26.403	
9	1'35.499	21.692	25.378	22.438	25.991	268.5	2	1'36.258	22.038	25.781	22.514	25.925	264.4
10	1'44.122	P 23.315	26.900	23.006	30.901	267.5	3	1'35.578	21.833	25.493	22.406	25.846	261.4
11	12'20.863	22.383	26.470	22.920	26.549		4	1'35.356	21.784	25.393	22.363	25.816	266.5
12	1'36.065	21.959	25.638	22.414	26.054	266.5	5	1'35.287	21.773	25.369	22.362	25.783	268.5
13	1'36.127	21.941	25.517	22.463	26.206	267.5	6	1'35.463	21.867	25.392	22.340	25.864	264.4
14	1'37.203	21.957	25.509	22.646	27.091	265.4	7	1'35.728	21.847	25.578	22.391	25.912	266.5
15	1'38.890	23.407	26.614	22.704	26.165	268.5	8	1'35.621	21.809	25.472	22.465	25.875	264.4
16	1'35.698	21.849	25.476	22.432	25.941	267.5	9	1'48.608	P 24.956	27.444	23.414	32.794	264.4
17	1'35.549	21.712	25.309	22.451	26.077	268.5	10	11'02.190	25.999	26.666	22.746	26.242	
18	1'35.458	21.743	25.327	22.427	25.961	268.5	11	1'36.028	21.934	25.603	22.466	26.025	263.4
							11th	72	Marco BEZZECCHI SKY Racing Team VR ITA				
							Runs=2			Total laps=21		Full laps=16	
1	2'44.600	24.473	27.874	23.726	26.335		12	1'36.427	* 21.824	25.572	22.462	26.569*	264.4
2	1'36.531	22.141	25.934	22.701	25.755	272.8	13	1'38.388	23.686	26.120	22.521	26.061	263.4
3	1'35.810	* 21.845	25.686	22.557*	25.722	272.8	14	1'38.907	P 21.862	25.487	22.456	29.102	265.4
4	1'35.608	21.857	25.508	22.428	25.815	273.9	15	5'05.238	24.124	26.233	23.569	28.359	
5	1'35.599	21.774	25.479	22.520	25.826	272.8	16	1'35.668	21.899	25.433	22.400	25.936	264.4
6	1'40.410	21.779	25.414	25.364	27.853	271.7	17	1'35.359	21.825	25.287	22.331	25.916	265.4
7	1'35.315	21.681	25.433	22.477	25.724	272.8							
8	1'35.559	21.834	25.483	22.496	25.746	273.9							
9	1'35.708	21.806	25.463	22.508	25.931	273.9							
10	1'44.458	P 23.67*	26.631	23.640	30.513	269.6							
11	7'48.584	24.078	27.092	24.667	26.482								
12	1'36.016	22.083	25.656	22.491	25.786	268.5							
13	1'35.233	21.787	25.413	22.368	25.665	271.7							
14	1'35.566	21.713	25.426	22.630	25.797	276.1							
15	1'37.408	* 23.19*	25.704	22.536	25.971	270.7							
16	1'35.361	21.684	25.422	22.487	25.768	271.7							
17	1'35.200	21.705	25.349	22.397	25.749	271.7							
18	1'44.802	26.590	26.414	22.892	28.906	270.7							
19	1'43.389	22.027	25.866	23.660	31.836	276.1							
20	1'35.566	21.860	25.606	22.482	25.618	271.7							
21	1'35.202	21.688	25.410	22.427	25.677	272.8							
							14th	88	Jorge MARTIN Red Bull KTM Ajo SPA				
							Runs=3			Total laps=18		Full laps=13	
1	2'12.341	23.196	27.385	23.282	26.533		1	1'48.608	26.577	27.866	24.408	26.462	
2	1'37.239	22.271	26.107	22.876	25.985	269.6	2	1'36.919	22.266	25.927	22.673	26.053	270.7
3	1'36.323	21.986	25.847	22.596	25.894	269.6	3	1'40.022	22.060	29.423	22.615	25.924	270.7
4	1'36.003	21.893	25.602	22.691	25.817	270.7	4	1'36.215	21.925	25.605	22.622	26.063	272.8
5	1'35.789	21.745	25.553	22.408	26.083	269.6	5	1'36.394	22.057	25.743	22.529	26.065	271.7
6	1'43.225	P 24.454	26.188	23.204	29.379	268.5	6	1'36.064	21.861	25.602	22.519	26.082	272.8
7	7'35.738	22.458	26.379	22.769	26.203		7	1'41.927	P 21.932	25.701	22.968	31.326	270.7
8	1'36.169	21.993	25.674	22.490	26.012	266.5	8	7'28.405	22.870	27.259	23.017	26.362	
9	1'36.024	21.810	25.609	22.695	25.910	267.5	9	1'36.846	22.078	25.923	22.686	26.159	267.5
10	1'35.723	21.810	25.538	22.514	25.861	268.5	10	1'36.488	22.072	25.701	22.638	26.077	268.5
11	1'41.723	P 22.296	28.044	23.515	27.868	267.5	11	1'36.272	21.876	25.651	22.639	26.106	268.5
12	6'27.792	25.238	26.550	22.640	26.000		12	1'41.207	* 21.85*	29.092	22.794	27.469	269.6
13	1'36.489	21.899	25.704	22.552	26.334	268.5							
14	1'35.531	21.842	25.493	22.394	25.802	268.5							
15	1'38.686	22.273	27.487	22.949	25.977	269.6							
16	1'37.843	21.748	27.570	22.536	25.989	269.6							
17	1'35.552	21.769	25.469	22.448	25.866	268.5							
18	1'35.304	21.716	25.496	22.312	25.780	269.6							
							15th	42	Marcos RAMIREZ Tennor American Raci SPA				
							Runs=3			Total laps=19		Full laps=13	
1	2'42.244	23.233	28.434	23.763	26.639								
2	1'37.260	22.392	26.198	22.676	25.994	265.4							
3	1'36.708	* 22.175	25.819	22.558*	26.156	266.5							
4	1'39.731	22.009	28.904	22.862	25.956	267.5							
5	1'35.967	22.067	25.617	22.470	25.813	266.5							
6	1'35.662	21.932	25.458	22.435	25.837	267.5							
7	1'36.010	21.990	25.586	22.448	25.986	267.5							
8	1'35.474	21.864	25.428	22.419	25.763	267.5							
9	1'42.321	P 21.901	26.043*	23.520	30.857	267.5							
10	11'50.645	26.890	27.717	23.811	26.449								
11	1'36.819	22.196	25.979	22.710	25.934	263.4							
12	1'36.069	21.998	25.619	22.498	25.954	266.5							
13	1'35.626	21.890	25.525	22.425	25.786	267.5							
14	1'35.573	21.889	25.417	22.431	25.836	267.5							
15	1'35.668	21.899	25.445	22.477	25.847	268.5							
16	1'35.613	21.793	25.378	22.411	26.031	268.5							
17	1'35.330	21.887	25.327	22.404	25.712	269.6							
18	1'35.264	21.767	25.344	22.436	25.717	269.6							

Fastest Lap: Jorge NAVARRO MB Conveyors Speed SPA **1'34.855** 21.572 25.330 22.324 25.629

These data/results cannot be reproduced, stored and/or transmitted in whole or in part by any manner of electronic, mechanical, photocopying, recording, broadcasting or otherwise now known or herein after developed without the previous express consent by the copyright owner, except for reproduction in daily press and regular printed publications on sale to the public within 60 days of the event related to those data/results and always provided that copyright symbol appears together as follows below.
© DORNA, 2020

Official MotoGP Timing by TISSOT
www.motogp.com

Cheste, Friday, November 13, 2020

Page 3 of 6



Free Practice Nr. 1

Moto2

Lap	Lap Time	T1	T2	T3	T4	Speed	Lap	Lap Time	T1	T2	T3	T4	Speed
13	1'38.887	23.231	26.886	22.633	26.137	267.5	6	1'45.086 P	23.199	28.401	23.891	29.595	268.5
14	1'36.384	21.923	25.669	22.626	26.166	269.6	7	10'47.671	25.721	28.507	24.202	26.526	
15	1'42.591 P	21.959	27.216	23.171	30.245	269.6	8	1'36.232	22.051	25.636	22.536	26.009	264.4
16	4'59.207	23.992	26.831	22.612	25.841		9	1'35.587	21.759	25.358	22.371	26.099	266.5
17	1'35.547	21.782	25.501	22.460	25.804	271.7	10	1'35.873	21.945	25.405	22.483	26.040	265.4
18	1'35.440	21.811	25.406	22.384	25.839	272.8	11	1'35.620	21.842	25.394	22.352	26.032	264.4
19	1'35.338	21.797	25.355	22.366	25.820	271.7	12	1'35.416	21.824	25.338	22.367	25.887	266.5
16th 62 Stefano MANZI MV Agusta Forward R ITA							13	1'46.854 P	21.826	29.260*	25.674	30.094	267.5
Runs=2 Total laps=19 Full laps=15							14	5'39.880 *	24.712	26.781*	23.280	28.065	
1	2'00.537	25.881	27.595	23.420	26.370		15	1'37.674	22.160	26.042	22.705	26.767	264.4
2	1'37.118	22.154	25.806	23.097	26.061	265.4	16	1'36.728	21.976	25.793	22.586	26.373	266.5
3	1'36.750	22.059	25.753	22.756	26.182	269.6	17	1'51.493 *	26.23*	27.625	30.088	27.548	266.5
4	1'36.122	22.118	25.478	22.535	25.991	264.4	19th 45 Tetsuta NAGASHIM Red Bull KTM Ajo JPN						
5	1'35.523	21.803	25.370	22.411	25.939	265.4	Runs=2 Total laps=19 Full laps=12						
6	1'35.383	21.806	25.266	22.459	25.852	266.5	1	1'59.162	24.874	27.162	23.637	26.312	
7	1'35.368	21.744	25.301	22.444	25.879	266.5	2	1'36.566	22.049	25.750	22.747	26.020	271.7
8	1'35.812	21.857	25.368	22.483	26.104	265.4	3	1'36.179	21.817	25.627	22.737	25.998	270.7
9	1'35.349 *	21.714	25.278*	22.394	25.963	264.4	4	1'35.798 *	21.716	25.579*	22.601	25.902	270.7
10	1'51.691 P	27.35*	27.519	24.167	32.654	264.4	5	1'35.731	21.838	25.566	22.472	25.855	269.6
11	10'39.361 *	28.941	26.531*	22.761	26.072		6	1'37.174	21.719	26.294	23.046	26.115	269.6
12	1'35.884	21.975	25.549	22.457	25.903	261.4	7	1'37.353 *	21.715	26.471*	23.164	26.003	270.7
13	1'35.738	21.851	25.408	22.501	25.978	264.4	8	1'35.704	21.752	25.498	22.498	25.956	270.7
14	1'36.164	22.004	25.557	22.541	26.062	266.5	9	1'38.497 *	21.687	27.447*	23.154	26.209	270.7
15	1'35.870	21.875	25.517	22.571	25.907	262.4	10	1'36.423	21.956	25.707	22.615	26.145	269.6
16	1'35.625	21.884	25.375	22.423	25.943	263.4	11	1'43.513 P	21.771	25.754*	23.936	32.052	268.5
17	1'35.588	21.829	25.348	22.504	25.907	264.4	12	10'41.696 *	24.758	27.228*	23.383	26.371	
18	1'35.608	21.825	25.450	22.469	25.864	263.4	13	1'36.727	21.876	25.881	22.872	26.098	267.5
19	1'35.634	21.832	25.394	22.482	25.926	264.4	14	1'36.686	21.924	26.077	22.643	26.042	267.5
17th 87 Remy GARDNER Onexox TKKR SAG T AUS							15	1'35.907	21.808	25.584	22.628	25.887	269.6
Runs=2 Total laps=16 Full laps=11							16	1'35.626	21.740	25.533	22.458	25.895	271.7
1	2'05.400	25.253	28.898	24.550	27.163		17	1'35.654	21.708	25.486	22.589	25.871	271.7
2	1'37.080	22.359	26.025	22.830	25.866	271.7	18	1'35.974	21.792	25.514	22.578	26.090	269.6
3	1'36.209	22.074	25.875	22.492	25.768	270.7	19	1'37.732 *	21.828	27.112*	22.870	25.922	269.6
4	1'35.658	21.992	25.515	22.416	25.735	270.7	20th 35 Somkiat CHANTRA IDEMITSU Honda Te THA						
5	1'43.671	21.929	27.752	23.250	30.740	270.7	Runs=2 Total laps=20 Full laps=16						
6	1'36.839 *	22.100	26.054*	22.859	25.826	270.7	1	2'16.254	23.923	27.455	23.337	26.320	
7	1'35.567	21.897	25.497	22.472	25.701	271.7	2	1'38.062	22.538	26.407	22.895	26.222	269.6
8	1'36.011	22.029	25.507	22.624	25.851	269.6	3	1'36.990	22.305	25.806	22.699	26.180	270.7
9	1'49.558 P	25.001	28.830	23.143	32.584	268.5	4	1'36.731	22.036	25.852	22.775	26.068	270.7
10	15'38.616	29.614	29.596	24.108	31.991		5	1'37.155 *	22.594	25.784	22.707	26.070*	271.7
11	1'36.285	22.037	25.823	22.597	25.828	269.6	6	1'36.283	22.035	25.504	22.788	25.956	269.6
12	1'35.412	21.813	25.434	22.415	25.750	271.7	7	1'37.136	22.663	25.977	22.608	25.888	275.0
13	1'39.531	21.832	27.382	23.204	27.113	272.8	8	1'35.747	21.881	25.424	22.467	25.975	268.5
14	1'38.431 *	21.847	25.525*	22.804	28.255	270.7	9	1'36.883	22.215	25.654	22.685	26.329	270.7
15	1'35.601	22.013	25.433	22.412	25.743	270.7	10	1'36.962	22.069	25.727	22.813	26.353	266.5
16	1'35.401	21.901	25.393	22.332	25.775	270.7	11	1'37.286	22.234	25.740	22.905	26.407	266.5
18th 57 Edgar PONS Federal Oil Gresini M SPA							12	1'37.783	22.155	25.688	23.001	26.939	266.5
Runs=3 Total laps=17 Full laps=11							13	1'37.319	22.103	25.719	23.117	26.380	265.4
1	1'56.563	25.053	27.783	23.457	26.568		14	1'41.183 P	22.188	25.963	23.085	29.947	265.4
2	1'36.760	22.274	25.820	22.649	26.017	266.5	15	9'24.862	26.760	26.978	25.564	35.028	
3	1'35.863	22.024	25.468	22.444	25.927	268.5	16	1'38.102	22.251	26.121	23.357	26.373	265.4
4	1'35.705	21.896	25.411	22.454	25.944	267.5	17	1'38.325	23.594	25.771	22.786	26.174	265.4
5	1'35.585	21.873	25.327	22.465	25.920	268.5	18	1'35.884	21.896	25.529	22.445	26.014	268.5
							19	1'35.722	21.842	25.420	22.488	25.972	268.5

Fastest Lap: Jorge NAVARRO MB Conveyors Speed SPA 1'34.855 21.572 25.330 22.324 25.629

These data/results cannot be reproduced, stored and/or transmitted in whole or in part by any manner of electronic, mechanical, photocopying, recording, broadcasting or otherwise now known or herein after developed without the previous express consent by the copyright owner, except for reproduction in daily press and regular printed publications on sale to the public within 60 days of the event related to those data/results and always provided that copyright symbol appears together as follows below.
© DORNA, 2020

Free Practice Nr. 1

Moto2

Lap	Lap Time	T1	T2	T3	T4	Speed	Lap	Lap Time	T1	T2	T3	T4	Speed
20	1'36.154	21.997	25.542	22.581	26.034	269.6	7	1'35.999	21.799	25.550	22.609	26.041	261.4
21st 97 Xavi VIERGE Petronas Sprinta Raci SPA							8	1'35.992	21.793	25.532	22.626	26.041	262.4
Runs=3 Total laps=18 Full laps=13							9	1'36.365	21.823	25.689	22.684	26.169	261.4
1	2'15.965	24.531	27.621	23.637	26.433		10	1'36.757	21.845	26.095	22.671	26.146	261.4
2	1'38.112	22.577	26.455	22.851	26.229	268.5	11	1'36.402	21.787	25.743	22.631	26.241	262.4
3	1'37.027	22.272	25.868	22.745	26.142	269.6	12	1'36.295	21.828	25.704	22.601	26.162	261.4
4	1'36.814	22.115	25.828	22.683	26.188	269.6	13	1'35.905	21.868	25.552	22.562	25.923	261.4
5	1'36.762	22.089	25.792	22.689	26.192	269.6	14	1'43.816 P	22.100	26.108	23.024	32.584	261.4
6	1'36.649	22.098	25.758	22.652	26.141	269.6	15	8'40.937	24.970	28.117	23.092	26.470	
7	1'46.756 P	22.485	27.033	24.001	33.237	269.6	16	1'36.734	22.090	25.966	22.633	26.045	260.4
8	5'13.027	23.840	27.192	23.055	26.283		17	1'36.862	22.386	25.938	22.577	25.961	263.4
9	1'36.014	22.018	25.592	22.443	25.961	266.5	18	1'36.375	21.997	25.662	22.597	26.119	263.4
10	1'35.756	21.874	25.432	22.482	25.968	267.5	19	1'36.414	21.894	25.766	22.610	26.144	263.4
11	1'36.208	21.934	25.502	22.557	26.215	267.5	20	1'36.081	21.878	25.652	22.556	25.995	262.4
12	1'35.860	21.804	25.581	22.471	26.004	268.5	24th 37 Augusto FERNAND EG 0,0 Marc VDS SPA						
13	1'43.804 P	21.821	25.592	24.683	31.708	268.5	Runs=3 Total laps=18 Full laps=12						
14	9'17.283	23.898	26.375	22.835	26.069		1	2'25.278	23.956	27.800	23.852	26.574	
15	1'41.382	21.939	25.632	22.593	31.218	268.5	2	1'38.243	22.753	26.255	22.993	26.242	265.4
16	1'37.729	22.273	25.857	22.993	26.606	267.5	3	1'37.205 *	22.315	25.969	22.786 *	26.135	269.6
17	1'35.964	21.853	25.653	22.473	25.985	267.5	4	1'36.258	21.993	25.646	22.573	26.046	269.6
18	1'35.932	21.780	25.557	22.571	26.024	268.5	5	1'36.253	21.932	25.695	22.581	26.045	267.5
22nd 11 Nicolò BULEGA Federal Oil Gresini M ITA							6	1'36.351	21.956	25.782	22.602	26.011	264.4
Runs=2 Total laps=22 Full laps=19							7	1'35.932	21.926	25.545	22.569	25.892	267.5
1	1'58.477	27.731	29.891	23.841	26.329		8	1'36.145	21.966	25.631	22.555	25.993	268.5
2	1'36.955	22.220	25.958	22.849	25.928	265.4	9	1'40.858 P	21.971	25.648	22.584	30.655	268.5
3	1'36.628	21.963	26.227	22.570	25.868	268.5	10	9'03.182	26.101	27.347	24.473	30.237	
4	1'35.922	21.912	25.505	22.594	25.911	272.8	11	1'37.109	22.334	26.015	22.702	26.058	265.4
5	1'35.785	21.882	25.479	22.531	25.893	270.7	12	1'36.225	21.910	25.728	22.597	25.990	267.5
6	1'36.115	21.925	25.575	22.676	25.939	270.7	13	1'35.964	21.925	25.567	22.505	25.967	268.5
7	1'36.213	21.952	25.607	22.657	25.997	267.5	14	1'35.923	21.957	25.530	22.468	25.968	268.5
8	1'41.606 P	21.947	25.616	22.659	31.384	266.5	15	1'40.815	22.819	26.711	23.264	28.021	267.5
9	6'40.684	24.649	27.285	23.110	26.211		16	1'40.506 P	22.063	26.074	23.167	29.202	268.5
10	1'36.992	22.245	25.883	22.784	26.080	265.4	17	5'22.484	24.672	26.418	22.839	26.178	
11	1'36.333	21.976	25.615	22.702	26.040	266.5	18	1'36.172	21.924	25.703	22.569	25.976	265.4
12	1'36.443	21.994	25.772	22.638	26.039	266.5	25th 55 Hafizh SYAHRIN Inde Aspar Team Mot MAL						
13	1'36.302	21.904	25.658	22.662	26.078	266.5	Runs=3 Total laps=15 Full laps=10						
14	1'36.123	21.961	25.637	22.585	25.940	266.5	1	2'04.876	26.220	29.278	24.245	27.044	
15	1'36.246	21.998	25.655	22.625	25.968	266.5	2	1'37.745	22.530	26.159	22.832	26.224	264.4
16	1'36.267	21.926	25.646	22.650	26.045	268.5	3	1'36.636	22.163	25.837	22.636	26.000	270.7
17	1'36.813	22.457	25.865	22.567	25.924	267.5	4	1'36.553	22.189	25.804	22.557	26.003	268.5
18	1'36.179	22.005	25.668	22.582	25.924	267.5	5	1'36.460	22.042	25.721	22.669	26.028	268.5
19	1'36.146	22.009	25.629	22.586	25.922	267.5	6	1'47.048 P	22.068	25.828	25.151	34.001	267.5
20	1'36.098	21.933	25.546	22.613	26.006	268.5	7	12'25.867	25.289	27.821	23.610	26.957	
21	1'36.035	21.959	25.543	22.599	25.934	266.5	8	1'37.568	22.316	26.259	22.742	26.251	263.4
22	1'35.862	21.984	25.451	22.489	25.938	267.5	9	1'36.973	22.104	26.058	22.650	26.161	265.4
23rd 24 Simone CORSI MV Agusta Forward R ITA							10	1'36.819	22.098	25.862	22.730	26.129	266.5
Runs=3 Total laps=20 Full laps=15							11	1'47.963 P	22.862	28.267 *	25.370	31.464	268.5
1	1'50.473	24.572	27.937	23.811	26.654		12	5'50.853	26.810	27.132	23.177	26.529	
2	1'45.571 P	23.299	27.195	23.544	31.533	261.4	13	1'39.404	22.383	26.909	24.011	26.101	266.5
3	2'48.297	22.400	26.666	23.159	26.274		14	1'36.262	21.944	25.672	22.611	26.035	268.5
4	1'37.159	22.141	26.016	22.867	26.135	260.4	15	1'36.315	21.922	25.832	22.600	25.961	268.5
5	1'36.072	21.788	25.651	22.655	25.978	261.4							
6	1'35.952	21.801	25.547	22.625	25.979	261.4							

Fastest Lap: Jorge NAVARRO MB Conveyors Speed SPA 1'34.855 21.572 25.330 22.324 25.629

These data/results cannot be reproduced, stored and/or transmitted in whole or in part by any manner of electronic, mechanical, photocopying, recording, broadcasting or otherwise now known or herein after developed without the previous express consent by the copyright owner, except for reproduction in daily press and regular printed publications on sale to the public within 60 days of the event related to those data/results and always provided that copyright symbol appears together as follows below.
© DORNA, 2020

Free Practice Nr. 1

Moto2

Lap	Lap Time	T1	T2	T3	T4	Speed	Lap	Lap Time	T1	T2	T3	T4	Speed	
26th	19	Lorenzo DALLA PO Italtrans Racing Team ITA						19	1'36.562	21.981	25.767	22.754	26.060	267.5
		Runs=3	Total laps=20	Full laps=12					29th 74 Piotr BIESIEKIRSKI NTS RW Racing GP POL					
									Runs=2	Total laps=19	Full laps=16			
1	1'59.289	24.886	28.825	24.355	26.735		1	2'06.600	29.516	29.270	24.446	27.839		
2	1'38.232	22.613	26.485	23.015	26.119	273.9	2	1'39.135	22.632	26.404	23.239	26.860	266.5	
3	1'37.171	22.075	26.058	22.756	26.282	271.7	3	1'38.768	22.832	26.257	23.062	26.617	265.4	
4	1'37.052	22.176	25.724	22.992	26.160	272.8	4	1'38.341	22.488	26.262	23.177	26.414	265.4	
5	1'41.736	23.542	29.231	22.905	26.058	270.7	5	1'37.966	22.403	26.047	23.010	26.506	266.5	
6	1'36.446	21.926	25.633	22.804	26.083	269.6	6	1'37.679	22.338	25.912	22.922	26.507	265.4	
7	1'48.533 P	22.008	25.746	27.014	33.765	268.5	7	1'37.632	22.308	25.904	23.027	26.393	265.4	
8	6'32.601	24.370	26.228	22.969	26.356		8	1'37.884	22.407	26.185	22.937	26.355	262.4	
9	1'36.613	22.064	25.640	22.785	26.124	266.5	9	1'38.489	22.402	26.422	23.075	26.590	265.4	
10	1'36.465	21.956	25.581	22.712	26.216	267.5	10	1'38.072	22.400	25.992	23.071	26.609	264.4	
11	1'36.311	21.879	25.607	22.729	26.096	268.5	11	1'48.873 P	22.439	29.850*	24.791	31.793	264.4	
12	1'47.050 P	24.027	28.405	24.464	30.154	268.5	12	10'19.811 *	28.358	34.050*	24.245	26.775		
13	4'32.507	25.345	26.434	23.086	26.290		13	1'37.945	22.454	26.029	22.984	26.478	264.4	
14	1'36.752	22.095	25.654	22.838	26.165	267.5	14	1'37.567	22.300	25.917	22.909	26.441	264.4	
15	1'38.797 *	23.46*	26.256	22.898	26.183	268.5	15	1'37.583	22.258	25.933	22.866	26.526	264.4	
16	1'37.012	21.985	25.617	22.740	26.670	269.6	16	1'37.529	22.270	25.844	22.924	26.491	264.4	
17	1'36.712	22.038	25.592	22.791	26.291	268.5	17	1'37.765	22.397	25.993	22.932	26.443	264.4	
18	1'45.552 *	26.23*	28.297	23.855	27.162	269.6	18	1'37.469	22.327	25.867	22.891	26.384	267.5	
19	1'36.318	21.991	25.599	22.673	26.055	266.5	19	1'37.512	22.256	25.969	22.853	26.434	265.4	
20	1'55.473 *	21.876	34.940*	30.691	27.966	269.6								

Lap	Lap Time	T1	T2	T3	T4	Speed	
27th	27	Andi Farid IZDIHAR IDEMITSU Honda Te INA					
		Runs=2	Total laps=10	Full laps=6			
1	1'54.832	26.277	29.220	23.647	26.660		
2	1'55.219	22.359	25.940	39.817	27.103	268.5	
	unfinished	21.962	25.863			270.7	
3	4'24.439 P			31.732	40.745		
4	23'58.029	24.865	29.941	25.283	26.826		
5	1'37.766 *	22.185	26.247*	22.997	26.337	266.5	
6	1'37.221	22.142	25.994	22.814	26.271	267.5	
7	1'36.559	21.964	25.794	22.683	26.118	267.5	
8	1'36.964	21.922	25.974	22.805	26.263	267.5	
9	1'36.329	21.898	25.679	22.621	26.131	267.5	

Lap	Lap Time	T1	T2	T3	T4	Speed	
28th	99	Kasma DANIEL Onexox TKKR SAG T MAL					
		Runs=2	Total laps=19	Full laps=16			
1	1'58.523	24.659	28.692	24.153	27.127		
2	1'38.262	22.544	26.326	22.989	26.403	263.4	
3	1'37.651	22.120	26.045	22.979	26.507	271.7	
4	1'37.048	22.206	25.755	22.918	26.169	270.7	
5	1'36.891	22.023	25.804	22.828	26.236	270.7	
6	1'37.226	22.103	25.845	22.921	26.357	270.7	
7	1'37.262	22.001	25.976	23.013	26.272	269.6	
8	1'49.087 P	23.54*	27.471	23.900	34.169	268.5	
9	11'36.497	24.438	26.985	24.682	26.572		
10	1'37.371	22.247	26.015	22.902	26.207	272.8	
11	1'36.997	21.980	25.912	22.892	26.213	268.5	
12	1'36.767	21.911	25.854	22.767	26.235	268.5	
13	1'37.207	21.991	25.876	22.931	26.409	267.5	
14	1'37.224	22.165	25.795	23.057	26.207	266.5	
15	1'36.884	22.015	25.822	22.829	26.218	267.5	
16	1'36.816	22.084	25.782	22.803	26.147	268.5	
17	1'37.883	22.387	26.108	23.113	26.275	269.6	
18	1'36.590	22.113	25.675	22.744	26.058	269.6	

Fastest Lap: Jorge NAVARRO MB Conveyors Speed SPA **1'34.855** 21.572 25.330 22.324 25.629

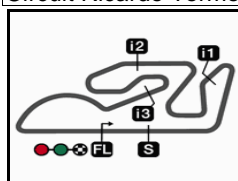
These data/results cannot be reproduced, stored and/or transmitted in whole or in part by any manner of electronic, mechanical, photocopying, recording, broadcasting or otherwise now known or herein after developed without the previous express consent by the copyright owner, except for reproduction in daily press and regular printed publications on sale to the public within 60 days of the event related to those data/results and always provided that copyright symbol appears together as follows below.
© DORNA, 2020

Official MotoGP Timing by TISSOT
www.motogp.com

Cheste, Friday, November 13, 2020

Page 6 of 6





4005 m.

GRAN PREMIO MOTUL DE LA COMUNITAT VALENCIANA

Free Practice Nr. 1

Best Partial Times


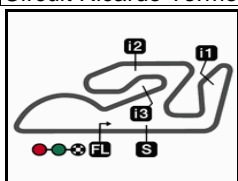
Moto2™

IT Ideal Lap Time, sum of the best partial times*BT* Best Lap Time

T1		T2		T3		T4						
Pos	Rider	Time	Rider	Time	Rider	Time	Rider	Time	Pos	Rider	IT	BT
1	J.NAVARRO	21.572	A.CANET	25.252	S.LOWES	22.190	H.GARZO	25.555	1	J.NAVARRO	1'34.827	1'34.855 (1)
2	E.BASTIANINI	21.624	M.SCHROTTER	25.254	F.DI GIANNANTO	22.231	M.BEZZECCHI	25.618	2	H.GARZO	1'34.828	1'35.048 (6)
3	S.LOWES	21.626	S.MANZI	25.266	H.GARZO	22.266	J.NAVARRO	25.622	3	L.MARINI	1'34.879	1'34.880 (2)
4	L.MARINI	21.640	L.MARINI	25.271	M.SCHROTTER	22.276	F.DI GIANNANTO	25.642	4	S.LOWES	1'34.911	1'34.957 (4)
5	L.BALDASSARRI	21.644	L.BALDASSARRI	25.277	L.MARINI	22.286	L.MARINI	25.682	5	F.DI GIANNAN	1'34.912	1'34.942 (3)
6	M.BEZZECCHI	21.681	B.BENDSNEYDE	25.287	T.LUTHI	22.298	A.CANET	25.699	6	M.SCHROTTE	1'34.940	1'35.004 (5)
7	T.NAGASHIMA	21.687	S.LOWES	25.293	J.MARTIN	22.312	R.GARDNER	25.701	7	L.BALDASSAR	1'34.973	1'35.076 (8)
8	M.SCHROTTER	21.691	T.LUTHI	25.299	L.BALDASSARRI	22.320	J.ROBERTS	25.712	8	E.BASTIANINI	1'35.000	1'35.096 (9)
9	T.LUTHI	21.692	J.NAVARRO	25.311	J.NAVARRO	22.322	M.SCHROTTER	25.719	9	M.BEZZECCHI	1'35.016	1'35.200 (11)
10	H.GARZO	21.694	E.BASTIANINI	25.311	A.CANET	22.330	E.BASTIANINI	25.721	10	A.CANET	1'35.025	1'35.063 (7)
11	S.MANZI	21.714	H.GARZO	25.313	B.BENDSNEYDE	22.331	L.BALDASSARRI	25.732	11	T.LUTHI	1'35.066	1'35.160 (10)
12	J.MARTIN	21.716	F.DI GIANNANTO	25.318	R.GARDNER	22.332	T.LUTHI	25.777	12	B.BENDSNEY	1'35.174	1'35.287 (13)
13	F.DI GIANNANTO	21.721	J.ROBERTS	25.327	E.BASTIANINI	22.344	J.MARTIN	25.780	13	J.ROBERTS	1'35.210	1'35.264 (12)
14	A.CANET	21.744	E.PONS	25.327	E.PONS	22.352	B.BENDSNEYDE	25.783	14	S.MANZI	1'35.226	1'35.368 (16)
15	E.PONS	21.759	M.BEZZECCHI	25.349	M.RAMIREZ	22.366	S.LOWES	25.802	15	R.GARDNER	1'35.239	1'35.401 (17)
16	J.ROBERTS	21.767	M.RAMIREZ	25.355	M.BEZZECCHI	22.368	M.RAMIREZ	25.804	16	J.MARTIN	1'35.277	1'35.304 (14)
17	B.BENDSNEYDE	21.773	R.GARDNER	25.393	S.MANZI	22.394	S.MANZI	25.852	17	M.RAMIREZ	1'35.307	1'35.338 (15)
18	X.VIERGE	21.780	S.CHANTRA	25.420	J.ROBERTS	22.404	T.NAGASHIMA	25.855	18	E.PONS	1'35.325	1'35.416 (18)
19	M.RAMIREZ	21.782	X.VIERGE	25.432	X.VIERGE	22.443	N.BULEGA	25.868	19	T.NAGASHIMA	1'35.486	1'35.626 (19)
20	S.CORSI	21.787	N.BULEGA	25.451	S.CHANTRA	22.445	E.PONS	25.887	20	S.CHANTRA	1'35.595	1'35.722 (20)
21	R.GARDNER	21.813	J.MARTIN	25.469	T.NAGASHIMA	22.458	S.CHANTRA	25.888	21	X.VIERGE	1'35.616	1'35.756 (21)
22	S.CHANTRA	21.842	T.NAGASHIMA	25.486	A.FERNANDEZ	22.468	A.FERNANDEZ	25.892	22	N.BULEGA	1'35.690	1'35.785 (22)
23	L.DALLA PORTA	21.876	A.FERNANDEZ	25.530	N.BULEGA	22.489	S.CORSI	25.923	23	S.CORSI	1'35.798	1'35.905 (23)
24	N.BULEGA	21.882	S.CORSI	25.532	S.CORSI	22.556	H.SYHRIN	25.961	24	A.FERNANDEZ	1'35.800	1'35.923 (24)

These data/results cannot be reproduced, stored and/or transmitted in whole or in part by any manner of electronic, mechanical, photocopying, recording, broadcasting or otherwise now known or herein after developed without the previous express consent by the copyright owner, except for reproduction in daily press and regular printed publications on sale to the public within 60 days of the event related to those data/results and always provided that copyright symbol appears together as follows below.
© DORNA, 2020

Circuit Ricardo Tormo

Results and timing service provided by  TISSOT

4005 m.

GRAN PREMIO MOTUL DE LA COMUNITAT VALENCIANA

Free Practice Nr. 1

Best Partial Times

IT Ideal Lap Time, sum of the best partial times

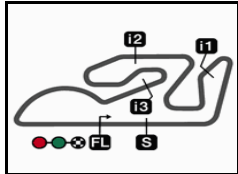
BT Best Lap Time

T1		T2		T3		T4				<i>IT</i>	<i>BT</i>	
<i>Pos</i>	<i>Rider</i>	<i>Time</i>	<i>Rider</i>	<i>Time</i>	<i>Rider</i>	<i>Time</i>	<i>Rider</i>	<i>Time</i>	<i>Pos</i>	<i>Rider</i>		
25	A.IZDIHAR	21.898	L.DALLA PORTA	25.581	H.SYHRIN	22.557	X.VIERGE	25.961	25	H.SYHRIN	1'36.112	1'36.262 (25)
26	A.FERNANDEZ	21.910	H.SYHRIN	25.672	A.IZDIHAR	22.621	L.DALLA PORTA	26.055	26	L.DALLA POR	1'36.185	1'36.311 (26)
27	K.DANIEL	21.911	K.DANIEL	25.675	L.DALLA PORTA	22.673	K.DANIEL	26.058	27	A.IZDIHAR	1'36.316	1'36.329 (27)
28	H.SYHRIN	21.922	A.IZDIHAR	25.679	K.DANIEL	22.744	A.IZDIHAR	26.118	28	K.DANIEL	1'36.388	1'36.562 (28)
29	P.BIESIEKIRSKI	22.256	P.BIESIEKIRSKI	25.844	P.BIESIEKIRSKI	22.853	P.BIESIEKIRSKI	26.355	29	P.BIESIEKIRS	1'37.308	1'37.469 (29)

These data/results cannot be reproduced, stored and/or transmitted in whole or in part by any manner of electronic, mechanical, photocopying, recording, broadcasting or otherwise now known or herein after developed without the previous express consent by the copyright owner, except for reproduction in daily press and regular printed publications on sale to the public within 60 days of the event related to those data/results and always provided that copyright symbol appears together as follows below.
© DORNA, 2020

Official MotoGP Timing by TISSOT
www.motogp.com





4005 m.

GRAN PREMIO MOTUL DE LA COMUNITAT VALENCIANA

Free Practice Nr. 1

Fastest Laps Sequence

<i>Practice Time</i>	 <i>Rider</i>	<i>Nation</i>	<i>Motorcycle</i>	<i>Time</i>	<i>Km/h</i>	<i>Rider's Lap</i>
3'24.019	21 Fabio DI GIANNANTONI	ITA	SPEED UP	1'36.274	149.7	2
3'24.393	64 Bo BENDSNEYDER	NED	NTS	1'36.258	149.7	2
4'59.971	64 Bo BENDSNEYDER	NED	NTS	1'35.578	150.8	3
5'06.452	12 Thomas LUTHI	SWI	KALEX	1'35.431	151.0	3
6'35.127	21 Fabio DI GIANNANTONI	ITA	SPEED UP	1'35.374	151.1	4
6'35.327	64 Bo BENDSNEYDER	NED	NTS	1'35.356	151.2	4
8'10.373	21 Fabio DI GIANNANTONI	ITA	SPEED UP	1'35.246	151.3	5
8'15.506	9 Jorge NAVARRO	SPA	SPEED UP	1'35.196	151.4	5
9'52.681	12 Thomas LUTHI	SWI	KALEX	1'35.160	151.5	6
10'21.514	23 Marcel SCHROTTER	GER	KALEX	1'35.137	151.5	6
10'34.687	22 Sam LOWES	GBR	KALEX	1'34.957	151.8	6
13'00.608	9 Jorge NAVARRO	SPA	SPEED UP	1'34.855	152.0	8

These data/results cannot be reproduced, stored and/or transmitted in whole or in part by any manner of electronic, mechanical, photocopying, recording, broadcasting or otherwise now known or herein after developed without the previous express consent by the copyright owner, except for reproduction in daily press and regular printed publications on sale to the public within 60 days of the event related to those data/results and always provided that copyright symbol appears together as follows below.

© DORNA, 2020

Official MotoGP Timing by TISSOT
www.motogp.com

Cheste, Friday, November 13, 2020

