


GRAN PREMIO MOTUL DE LA COMUNITAT VALENCIANA

Free Practice Nr. 2

Classification

6

	Rider	Nation	Team	Motorcycle	Time	Lap Total	Gap	Top Speed
1	21 Fabio DI GIANNANTONIO	ITA	MB Conveyors Speed Up	SPEED UP	1'34.893	13 19		267.5
2	22 Sam LOWES	GBR	EG 0,0 Marc VDS	KALEX	1'34.983	19 19	0.090 0.090	271.7
3	33 Enea BASTIANINI	ITA	Italtrans Racing Team	KALEX	1'35.012	14 15	0.119 0.029	276.1
4	64 Bo BENDSNEYDER	NED	NTS RW Racing GP	NTS	1'35.052	13 19	0.159 0.040	268.5
5	23 Marcel SCHROTTER	GER	Liqui Moly Intact GP	KALEX	1'35.075	7 17	0.182 0.023	270.7
6	62 Stefano MANZI	ITA	MV Agusta Forward Racing	MV AGUSTA	1'35.085	17 19	0.192 0.010	268.5
7	88 Jorge MARTIN	SPA	Red Bull KTM Ajo	KALEX	1'35.094	8 17	0.201 0.009	270.7
8	10 Luca MARINI	ITA	SKY Racing Team VR46	KALEX	1'35.154	18 20	0.261 0.060	270.7
9	9 Jorge NAVARRO	SPA	MB Conveyors Speed Up	SPEED UP	1'35.158	6 18	0.265 0.004	269.6
10	16 Joe ROBERTS	USA	Tennor American Racing	KALEX	1'35.267	18 18	0.374 0.109	271.7
11	40 Hector GARZO	SPA	Flexbox HP 40	KALEX	1'35.293	8 17	0.400 0.026	272.8
12	42 Marcos RAMIREZ	SPA	Tennor American Racing	KALEX	1'35.294	18 19	0.401 0.001	271.7
13	44 Aron CANET	SPA	Inde Aspar Team Moto2	SPEED UP	1'35.294	7 16	0.401	267.5
14	72 Marco BEZZECCHI	ITA	SKY Racing Team VR46	KALEX	1'35.319	7 20	0.426 0.025	273.9
15	12 Thomas LUTHI	SWI	Liqui Moly Intact GP	KALEX	1'35.334	3 18	0.441 0.015	268.5
16	57 Edgar PONS	SPA	Federal Oil Gresini Moto2	KALEX	1'35.352	8 18	0.459 0.018	268.5
17	7 Lorenzo BALDASSARRI	ITA	Flexbox HP 40	KALEX	1'35.365	15 21	0.472 0.013	266.5
18	87 Remy GARDNER	AUS	Onexox TKKR SAG Team	KALEX	1'35.381	14 16	0.488 0.016	273.9
19	37 Augusto FERNANDEZ	SPA	EG 0,0 Marc VDS	KALEX	1'35.468	7 19	0.575 0.087	270.7
20	97 Xavi VIERGE	SPA	Petronas Sprinta Racing	KALEX	1'35.482	15 19	0.589 0.014	270.7
21	35 Somkiat CHANTRA	THA	IDEMITSU Honda Team Asia	KALEX	1'35.491	4 20	0.598 0.009	269.6
22	45 Tetsuta NAGASHIMA	JPN	Red Bull KTM Ajo	KALEX	1'35.580	5 17	0.687 0.089	271.7
23	24 Simone CORSI	ITA	MV Agusta Forward Racing	MV AGUSTA	1'35.639	18 19	0.746 0.059	267.5
24	11 Nicolò BULEGA	ITA	Federal Oil Gresini Moto2	KALEX	1'35.823	14 18	0.930 0.184	270.7
25	19 Lorenzo DALLA PORTA	ITA	Italtrans Racing Team	KALEX	1'36.136	14 19	1.243 0.313	270.7
26	27 Andi Farid IZDIHAR	INA	IDEMITSU Honda Team Asia	KALEX	1'36.147	5 20	1.254 0.011	271.7
27	99 Kasma DANIEL	MAL	Onexox TKKR SAG Team	KALEX	1'36.361	19 19	1.468 0.214	270.7
28	55 Hafizh SYAHRIN	MAL	Inde Aspar Team Moto2	SPEED UP	1'36.488	16 18	1.595 0.127	268.5
29	74 Piotr BIESIEKIRSKI	POL	NTS RW Racing GP	NTS	1'37.429	13 20	2.536 0.941	266.5

Practice condition: Dry

Air: 21°

Humidity: 62%

Ground: 24°

Fastest Lap:	Lap: 13	Fabio DI GIANNANTONIO	1'34.893	151.9 Km/h
Best Race Lap:	2019	Thomas LUTHI	1'34.820	152.0 Km/h
All Time Lap Record:	2019	Jorge NAVARRO	1'34.461	152.6 Km/h

The results are provisional until the end of the limit for protest and appeals.

Time limit for protest expires 30' after publication of the results - Time:

These data/results cannot be reproduced, stored and/or transmitted in whole or in part by any manner of electronic, mechanical, photocopying, recording, broadcasting or otherwise now known or herein after developed without the previous express consent by the copyright owner, except for reproduction in daily press and regular printed publications on sale to the public within 60 days of the event related to those data/results and always provided that copyright symbol appears together as follows below.

© DORNA, 2020

Official MotoGP Timing by TISSOT
www.motogp.com

Cheste, Friday, November 13, 2020

moto2™




GRAN PREMIO MOTUL DE LA COMUNITAT VALENCIANA

Free Practice Nr. 2

Combined Free Practice Times

7

		Rider	Nation	Team	MOTORCYCLE	FP1	FP2	Gap
1	9	J.NAVARRO	SPA	MB Conveyors Speed Up	SPEED UP	1'34.855	8 1'35.158	6
2	10	L.MARINI	ITA	SKY Racing Team VR46	KALEX	1'34.880	18 1'35.154	18 0.025 0.025
3	21	F.DI GIANNANTO	ITA	MB Conveyors Speed Up	SPEED UP	1'34.942	16 1'34.893	13 0.038 0.013
4	22	S.LOWES	GBR	EG 0,0 Marc VDS	KALEX	1'34.957	6 1'34.983	19 0.102 0.064
5	23	M.SCHROTTER	GER	Liqui Moly Intact GP	KALEX	1'35.004	19 1'35.075	7 0.149 0.047
6	33	E.BASTIANINI	ITA	Italtrans Racing Team	KALEX	1'35.096	10 1'35.012	14 0.157 0.008
7	40	H.GARZO	SPA	Flexbox HP 40	KALEX	1'35.048	13 1'35.293	8 0.193 0.036
8	64	B.BENDSNEYDEI	NED	NTS RW Racing GP	NTS	1'35.287	5 1'35.052	13 0.197 0.004
9	44	A.CANET	SPA	Inde Aspar Team Moto2	SPEED UP	1'35.063	15 1'35.294	7 0.208 0.011
10	7	L.BALDASSARRI	ITA	Flexbox HP 40	KALEX	1'35.076	22 1'35.365	15 0.221 0.013
11	62	S.MANZI	ITA	MV Agusta Forward Racing	MV AGUSTA	1'35.368	7 1'35.085	17 0.230 0.009
12	88	J.MARTIN	SPA	Red Bull KTM Ajo	KALEX	1'35.304	18 1'35.094	8 0.239 0.009
13	12	T.LUTHI	SWI	Liqui Moly Intact GP	KALEX	1'35.160	6 1'35.334	3 0.305 0.066
14	72	M.BEZZECCHI	ITA	SKY Racing Team VR46	KALEX	1'35.200	17 1'35.319	7 0.345 0.040
15	16	J.ROBERTS	USA	Tennor American Racing	KALEX	1'35.264	18 1'35.267	18 0.409 0.064
16	42	M.RAMIREZ	SPA	Tennor American Racing	KALEX	1'35.338	19 1'35.294	18 0.439 0.030
17	57	E.PONS	SPA	Federal Oil Gresini Moto2	KALEX	1'35.416	12 1'35.352	8 0.497 0.058
18	87	R.GARDNER	AUS	Onexox TKKR SAG Team	KALEX	1'35.401	16 1'35.381	14 0.526 0.029
19	37	A.FERNANDEZ	SPA	EG 0,0 Marc VDS	KALEX	1'35.923	14 1'35.468	7 0.613 0.087
20	97	X.VIERGE	SPA	Petronas Sprinta Racing	KALEX	1'35.756	10 1'35.482	15 0.627 0.014
21	35	S.CHANTRA	THA	IDEMITSU Honda Team Asia	KALEX	1'35.722	19 1'35.491	4 0.636 0.009
22	45	T.NAGASHIMA	JPN	Red Bull KTM Ajo	KALEX	1'35.626	16 1'35.580	5 0.725 0.089
23	24	S.CORSI	ITA	MV Agusta Forward Racing	MV AGUSTA	1'35.905	13 1'35.639	18 0.784 0.059
24	11	N.BULEGA	ITA	Federal Oil Gresini Moto2	KALEX	1'35.785	5 1'35.823	14 0.930 0.146
25	19	L.DALLA PORTA	ITA	Italtrans Racing Team	KALEX	1'36.311	11 1'36.136	14 1.281 0.351
26	27	A.IZDIHAR	INA	IDEMITSU Honda Team Asia	KALEX	1'36.329	9 1'36.147	5 1.292 0.011
27	55	H.SYHRIN	MAL	Inde Aspar Team Moto2	SPEED UP	1'36.262	14 1'36.488	16 1.407 0.115
28	99	K.DANIEL	MAL	Onexox TKKR SAG Team	KALEX	1'36.562	19 1'36.361	19 1.506 0.099
29	74	P.BIESIEKIRSKI	POL	NTS RW Racing GP	NTS	1'37.469	18 1'37.429	13 2.574 1.068

Pole Position Record:	2019	Jorge NAVARRO	1'34.461	152.6 Km/h
Best Race Lap:	2019	Thomas LUTHI	1'34.820	152.0 Km/h
All Time Lap Record:	2019	Jorge NAVARRO	1'34.461	152.6 Km/h

The results are provisional until the end of the limit for protest and appeals.

Time limit for protest expires 60' after publication of the results - Mr. Time:

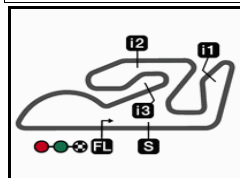
These data/results cannot be reproduced, stored and/or transmitted in whole or in part by any manner of electronic, mechanical, photocopying, recording, broadcasting or otherwise now known or herein after developed without the previous express consent by the copyright owner, except for reproduction in daily press and regular printed publications on sale to the public within 60 days of the event related to those data/results and always provided that copyright symbol appears together as follows below.

© DORNA, 2020

Official MotoGP Timing by TISSOT
www.motogp.com

Cheste, Friday, November 13, 2020





4005 m.

GRAN PREMIO MOTUL DE LA COMUNITAT VALENCIANA

Free Practice Nr. 2

Top Speed & Average

8



Rider	Nation	Motorcycle	Top 5 speeds					Average	Top
33 Enea BASTIANINI	ITA	KALEX	276.1	275.0	272.8	272.8	271.7	272.8	276.1
72 Marco BEZZECCHI	ITA	KALEX	273.9	273.9	273.9	272.8	272.8	273.5	273.9
87 Remy GARDNER	AUS	KALEX	273.9	272.8	272.8	271.7	271.7	272.4	273.9
40 Hector GARZO	SPA	KALEX	272.8	272.8	271.7	271.7	271.7	272.1	272.8
16 Joe ROBERTS	USA	KALEX	271.7	271.7	269.6	269.6	268.5	270.2	271.7
22 Sam LOWES	GBR	KALEX	271.7	269.6	269.6	269.6	268.5	269.1	271.7
27 Andi Farid IZDIHAR	INA	KALEX	271.7	270.7	270.7	269.6	268.5	269.5	271.7
42 Marcos RAMIREZ	SPA	KALEX	271.7	271.7	271.7	271.7	271.7	271.7	271.7
45 Tetsuta NAGASHIMA	JPN	KALEX	271.7	270.7	270.7	270.7	269.6	270.4	271.7
10 Luca MARINI	ITA	KALEX	270.7	269.6	269.6	267.5	267.5	268.7	270.7
11 Nicolò BULEGA	ITA	KALEX	270.7	268.5	268.5	268.5	268.5	268.8	270.7
19 Lorenzo DALLA PORTA	ITA	KALEX	270.7	270.7	269.6	269.6	269.6	269.9	270.7
23 Marcel SCHROTTER	GER	KALEX	270.7	269.6	269.6	269.6	268.5	269.1	270.7
37 Augusto FERNANDEZ	SPA	KALEX	270.7	269.6	269.6	269.6	269.6	269.7	270.7
88 Jorge MARTIN	SPA	KALEX	270.7	270.7	270.7	270.7	269.6	270.2	270.7
97 Xavi VIERGE	SPA	KALEX	270.7	268.5	268.5	268.5	268.5	268.9	270.7
99 Kasma DANIEL	MAL	KALEX	270.7	269.6	268.5	268.5	268.5	269.1	270.7
9 Jorge NAVARRO	SPA	SPEED UP	269.6	268.5	268.5	267.5	267.5	268.3	269.6
35 Somkiat CHANTRA	THA	KALEX	269.6	269.6	269.6	268.5	268.5	269.2	269.6
12 Thomas LUTHI	SWI	KALEX	268.5	268.5	268.5	267.5	267.5	267.8	268.5
55 Hafizh SYAHRIN	MAL	SPEED UP	268.5	267.5	267.5	266.5	266.5	267.2	268.5
57 Edgar PONS	SPA	KALEX	268.5	268.5	268.5	267.5	267.5	267.8	268.5
62 Stefano MANZI	ITA	MV AGUSTA	268.5	267.5	267.5	267.5	266.5	267.1	268.5
64 Bo BENDSNEYDER	NED	NTS	268.5	268.5	267.5	267.5	266.5	267.7	268.5
21 Fabio DI GIANNANTONIO	ITA	SPEED UP	267.5	267.5	267.5	266.5	266.5	266.9	267.5
24 Simone CORSI	ITA	MV AGUSTA	267.5	265.4	264.4	264.4	264.4	265.1	267.5
44 Aron CANET	SPA	SPEED UP	267.5	266.5	266.5	266.5	266.5	266.6	267.5
7 Lorenzo BALDASSARRI	ITA	KALEX	266.5	265.4	265.4	265.4	265.4	265.5	266.5
74 Piotr BIESIEKIRSKI	POL	NTS	266.5	265.4	264.4	264.4	264.4	264.7	266.5

These data/results cannot be reproduced, stored and/or transmitted in whole or in part by any manner of electronic, mechanical, photocopying, recording, broadcasting or otherwise now known or herein after developed without the previous express consent by the copyright owner, except for reproduction in daily press and regular printed publications on sale to the public within 60 days of the event related to those data/results and always provided that copyright symbol appears together as follows below.

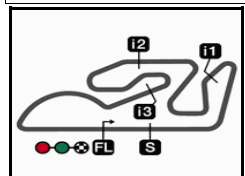
© DORNA, 2020

Official MotoGP Timing by TISSOT
www.motogp.com





Cheste, Friday, November 13, 2020



4005 m.

GRAN PREMIO MOTUL DE LA COMUNITAT VALENCIANA

Free Practice Nr. 2

Chronological Analysis of Performances

9

* Lap / Sector time cancelled

T1 Time from finish line to 1st intermediate

T3 Time from 2nd intermed. to 3rd intermed.

P Crossing the finish line in pit lane

T2 Time from 1st intermed. to 2nd intermed.

T4 Time from 3rd intermediate to finish line

Lap	Lap Time	T1	T2	T3	T4	Speed	Lap	Lap Time	T1	T2	T3	T4	Speed	
1st	21	Fabio DI GIANNANT MB Conveyors Speed ITA						1	2'14.823	24.831	27.414	23.063	26.742	
		Runs=2 Total laps=19 Full laps=13						2	1'36.096	22.017	25.585	22.587	25.907	270.7
1	1'50.636	23.971	26.926	22.858	26.693		3	1'35.410	21.805	25.433	22.380	25.792	271.7	
2	1'35.831	21.906	25.660	22.444	25.821	261.4	4	1'35.262	21.882	25.358	22.308	25.714	276.1	
3	1'35.438	21.857	25.446	22.320	25.815	263.4	5	2'56.084 *	21.734	1'39.517	26.744	28.089*	271.7	
4	1'37.159 *	21.80*	25.480	23.543	26.328	262.4	6	1'39.689 P	22.310	26.080	22.632	28.667	265.4	
5	1'35.143	21.769	25.401	22.250	25.723	264.4	7	15'32.110	23.428	27.407	23.028	26.192		
6	1'45.811 *	21.717	25.755*	29.236	29.103	263.4	8	1'35.851	21.928	25.605	22.480	25.838	266.5	
7	1'36.033	21.939	25.722	22.415	25.957	265.4	9	1'39.776	22.775	28.674	22.485	25.842	269.6	
8	1'35.263	21.793	25.467	22.286	25.717	265.4	10	1'40.641	24.927	27.106	22.522	26.086	271.7	
9	1'40.010 P	21.864	25.475	22.456	30.215	266.5	11	1'43.972 *	26.17*	29.200	22.591	26.005	272.8	
10	10'56.189	23.855	26.855	22.867	26.320		12	1'35.666	21.776	25.377	22.466	26.047	271.7	
11	1'36.144	21.987	25.692	22.461	26.004	261.4	13	1'40.569	25.936	26.201	22.533	25.899	272.8	
12	1'35.483	21.842	25.499	22.319	25.823	265.4	14	1'35.012	21.629	25.282	22.372	25.729	271.7	
13	1'34.893	21.784	25.335	22.186	25.588	266.5	15	1'35.318	21.768	25.395	22.376	25.779	275.0	
14	1'35.143	21.756	25.369	22.255	25.763	265.4								
15	1'43.068 *	23.08*	29.228*	24.485	26.271	266.5	4th	64	Bo BENDSNEYDER NTS RW Racing GP NED					
16	1'35.543	21.954	25.534	22.322	25.733	267.5			Runs=3 Total laps=19 Full laps=12					
17	1'35.270	21.816	25.391	22.353	25.710	267.5	1	1'51.058	25.217	32.331	23.385	26.351		
18	1'34.952	21.785	25.287	22.253	25.627	267.5	2	1'35.972	22.009	25.572	22.422	25.969	267.5	
19	1'35.056	21.742	25.329	22.253	25.732	266.5	3	1'35.212	21.793	25.286	22.312	25.821	265.4	
							4	1'35.271	21.756	25.253	22.376	25.886	266.5	
2nd	22	Sam LOWES EG 0,0 Marc VDS GBR						5	1'37.469	22.346	26.574	22.665	25.884	263.4
		Runs=2 Total laps=19 Full laps=14						6	1'35.581 *	21.807	25.461*	22.463	25.850	264.4
1	2'35.607	24.133	28.155	23.054	26.188		7	1'35.391	21.822	25.362	22.370	25.837	263.4	
2	1'36.473	21.806	26.081	22.532	26.054	269.6	8	1'44.192 P	22.907	27.025	23.126	31.134	264.4	
3	1'35.839	21.885	25.620	22.263	26.071	268.5	9	8'28.849	25.219	26.672	22.673	25.946		
4	1'35.702	21.783	25.416	22.473	26.030	267.5	10	1'35.486	21.949	25.417	22.325	25.795	263.4	
5	1'35.473 *	21.781	25.493*	22.318	25.881	267.5	11	1'35.120	21.753	25.333	22.281	25.753	263.4	
6	1'35.050	21.633	25.350	22.202	25.865	268.5	12	1'35.124	21.743	25.263	22.329	25.789	264.4	
7	1'35.091	21.757	25.297	22.210	25.827	269.6	13	1'35.052	21.688	25.279	22.275	25.810	265.4	
8	1'35.472	21.695	25.339	22.416	26.022	268.5	14	1'35.268	21.774	25.371	22.313	25.810	265.4	
9	1'35.823	21.972	25.538	22.326	25.987	271.7	15	1'44.563 P	23.53*	26.993	23.187	30.846	265.4	
10	1'35.441	21.887	25.449	22.308	25.797	267.5	16	4'54.997	25.899	26.656	23.139	28.724		
11	1'35.106	21.674	25.413	22.191	25.828	267.5	17	1'35.862	21.964	25.509	22.435	25.954	268.5	
12	1'46.037 P	22.846	27.729	23.504	31.958	268.5	18	1'35.617	21.823	25.414	22.516	25.864	268.5	
13	10'28.068	23.981	26.613	22.753	26.231		19	1'35.795 *	21.870	25.397	22.469*	26.059	267.5	
14	1'35.824	21.742	25.763	22.352	25.967	266.5								
15	1'35.764 *	21.69*	25.443	22.348	26.281	267.5	5th	23	Marcel SCHROTTE Liqui Moly Intact GP GER					
16	1'35.410	21.764	25.391	22.351	25.904	268.5			Runs=3 Total laps=17 Full laps=8					
17	1'35.169	21.786	25.341	22.252	25.790	268.5	1	2'14.057	27.677	27.671	23.001	26.330		
18	1'35.047	21.694	25.217	22.180	25.956	269.6	2	1'36.130 *	22.07*	25.673	22.461	25.922	268.5	
19	1'34.983	21.642	25.400	22.242	25.699	268.5	3	1'35.926	21.785	25.404	22.309	26.428	268.5	
							4	1'35.175	21.721	25.369	22.265	25.820	269.6	
3rd	33	Enea BASTIANINI Italtrans Racing Team ITA						5	1'37.987 *	21.732	27.531	22.730	25.994*	267.5
		Runs=2 Total laps=15 Full laps=10						6	1'35.184 *	21.80*	25.275	22.308	25.793	268.5

Fastest Lap: Fabio DI GIANNANTONIO MB Conveyors Speed ITA **1'34.893** 21.784 25.335 22.186 25.588

These data/results cannot be reproduced, stored and/or transmitted in whole or in part by any manner of electronic, mechanical, photocopying, recording, broadcasting or otherwise now known or herein after developed without the previous express consent by the copyright owner, except for reproduction in daily press and regular printed publications on sale to the public within 60 days of the event related to those data/results and always provided that copyright symbol appears together as follows below.
© DORNA, 2020

Free Practice Nr. 2

Moto2

Lap	Lap Time	T1	T2	T3	T4	Speed	Lap	Lap Time	T1	T2	T3	T4	Speed
7	1'35.075	21.659	25.217	22.424	25.775	268.5	1	2'43.475	23.018	28.023	23.780	27.045	
8	1'39.175 P	21.721	25.541	22.790	29.123	270.7	2	1'37.420	22.092	26.385	22.849	26.094	267.5
9	12'06.723 *	24.334	28.069	23.124	26.247*		3	1'36.730	22.011	25.936	22.740	26.043	266.5
10	1'36.703 *	21.915	25.596	22.629	26.563*	265.4	4	1'35.794	21.860	25.653	22.461	25.820	266.5
11	1'35.505	21.832	25.474	22.357	25.842	267.5	5	1'35.682 *	21.733	25.595*	22.472	25.882	266.5
12	1'35.474	21.755	25.456	22.302	25.961	269.6	6	1'35.829	21.875	25.623	22.472	25.859	266.5
13	1'35.482	21.802	25.381	22.362	25.937	268.5	7	1'39.579 P	21.812	25.680	22.561	29.526	266.5
14	1'40.058 P	21.91*	25.360	23.809	28.978	268.5	8	6'21.186	24.406	27.293	23.232	26.479	
15	3'58.393 *	23.596	26.439	22.655	26.078*		9	1'36.523	22.109	25.849	22.525	26.040	262.4
16	1'35.549	21.812	25.485	22.414	25.838	267.5	10	1'35.588	21.805	25.545	22.303	25.935	264.4
17	1'36.332	21.808	25.395	22.734	26.395	269.6	11	1'35.443	21.764	25.480	22.375	25.824	265.4

6th 62 Stefano MANZI MV Agusta Forward R ITA
Runs=2 Total laps=19 Full laps=14

1	2'15.573	28.468	27.806	26.460	26.400	
2	1'36.121	22.082	25.845	22.405	25.789	265.4
3	1'35.434	21.887	25.508	22.342	25.697	267.5
4	1'35.547	21.922	25.462	22.348	25.815	268.5
5	1'41.429	21.822	25.470	28.221	25.916	267.5
6	1'35.087	21.676	25.348	22.368	25.695	266.5
7	1'37.354 *	23.44*	25.714	22.471	25.723	267.5
8	1'35.199	21.749	25.363	22.367	25.720	264.4
9	1'35.235	21.791	25.384	22.343	25.717	264.4
10	1'49.727 P	28.78*	27.433	23.430	30.078	265.4
11	10'19.228	26.627	26.562	22.814	26.054	
12	1'35.646	21.928	25.505	22.405	25.808	263.4
13	1'35.100	21.695	25.387	22.359	25.659	266.5
14	1'35.276	21.718	25.445	22.442	25.671	266.5
15	1'40.492 *	25.92*	26.214	22.525	25.828	266.5
16	1'35.390	21.781	25.379	22.479	25.751	264.4
17	1'35.085	21.694	25.424	22.325	25.642	264.4
18	1'35.321	21.779	25.383	22.389	25.770	265.4
19	1'35.152	21.671	25.350	22.364	25.767	265.4

7th 88 Jorge MARTIN Red Bull KTM Ajo SPA
Runs=3 Total laps=17 Full laps=11

1	2'16.446	23.822	27.012	23.007	33.133	
2	1'36.200	22.001	25.831	22.566	25.802	268.5
3	1'35.851	21.887	25.711	22.442	25.811	270.7
4	1'35.590	21.715	25.526	22.422	25.927	270.7
5	1'43.700 P	21.824	26.635	23.259	31.982	269.6
6	6'02.698	24.382	26.758	22.768	25.999	
7	1'35.435	21.768	25.574	22.333	25.760	268.5
8	1'35.094	21.564	25.456	22.262	25.812	269.6
9	1'35.473	21.706	25.435	22.480	25.852	268.5
10	1'42.241 P	21.819	26.566	23.929	29.927	268.5
11	9'10.454	23.448	26.940	23.574	27.719	
12	1'36.262	21.817	25.782	22.529	26.134	270.7
13	1'43.127 *	27.01*	27.306	22.751	26.054	267.5
14	1'35.732	21.813	25.599	22.509	25.811	268.5
15	1'35.534	21.762	25.501	22.389	25.882	269.6
16	1'35.348	21.708	25.433	22.422	25.785	269.6
17	1'35.319	21.660	25.447	22.317	25.895	270.7

8th 10 Luca MARINI SKY Racing Team VR ITA
Runs=3 Total laps=20 Full laps=13

12	1'36.220	22.028	25.704	22.627	25.861	264.4
----	----------	--------	--------	--------	--------	-------

9th 9 Jorge NAVARRO MB Conveyors Speed SPA
Runs=3 Total laps=18 Full laps=13

1	1'59.502	24.186	26.903	26.010	31.062	
2	1'36.282	22.023	25.835	22.513	25.911	267.5
3	1'35.592	21.763	25.598	22.462	25.769	269.6
4	1'35.259	21.755	25.331	22.443	25.730	267.5
5	1'35.164	21.785	25.375	22.312	25.692	268.5
6	1'35.158	21.627	25.367	22.308	25.856	268.5
7	1'45.831 P	21.699	25.280	26.914	31.938	266.5
8	9'04.431	23.180	26.422	22.801	26.088	
9	1'36.027	21.961	25.660	22.546	25.860	263.4
10	1'35.390	21.729	25.464	22.465	25.732	265.4
11	1'35.212	21.678	25.382	22.405	25.747	265.4
12	1'41.167 P	21.768	26.304	22.877	30.218	265.4
13	5'23.447 *	23.589	26.964*	22.886	26.009	
14	1'35.666	21.851	25.537	22.446	25.832	263.4
15	1'35.514	21.774	25.499	22.462	25.779	265.4
16	1'35.431	21.723	25.432	22.397	25.879	266.5
17	1'35.596	21.717	25.433	22.577	25.869	266.5
18	1'38.354	21.789	25.733	23.612	27.220	266.5

10th 16 Joe ROBERTS Tennor American Raci USA
Runs=4 Total laps=18 Full laps=11

1	1'56.432	25.108	27.216	23.244	26.342	
2	1'36.628	22.177	25.758	22.705	25.988	271.7
3	1'35.955	21.901	25.475	22.494	26.085	269.6
4	1'35.689	21.892	25.519	22.419	25.859	268.5
5	1'41.431 P	21.996	25.656	22.704	31.075	271.7
6	5'08.783	25.539	26.984	23.899	30.167	
7	1'36.653	22.311	25.884	22.630	25.828	264.4
8	1'35.589	21.896	25.454	22.414	25.825	266.5
9	1'35.566	21.826	25.377	22.496	25.867	266.5
10	1'40.759 P	22.351	25.914	23.037	29.457	267.5
11	5'10.689	24.635	28.033	23.305	26.338	
12	1'36.220	22.028	25.704	22.627	25.861	264.4

Fastest Lap: Fabio DI GIANNANTONIO MB Conveyors Speed ITA **1'34.893** 21.784 25.335 22.186 25.588

These data/results cannot be reproduced, stored and/or transmitted in whole or in part by any manner of electronic, mechanical, photocopying, recording, broadcasting or otherwise now known or herein after developed without the previous express consent by the copyright owner, except for reproduction in daily press and regular printed publications on sale to the public within 60 days of the event related to those data/results and always provided that copyright symbol appears together as follows below.
© DORNA, 2020

Free Practice Nr. 2

Moto2

Lap	Lap Time	T1	T2	T3	T4	Speed	Lap	Lap Time	T1	T2	T3	T4	Speed
13	1'35.657	21.841	25.450	22.404	25.962	267.5	6	1'43.212	24.110	30.376	22.894	25.832	266.5
14	1'39.731 P	21.860	25.439	22.399	30.033	267.5	7	1'35.294	21.848	25.380	22.369	25.697	266.5
15	5'27.977	30.598	27.954	22.918	26.281		8	1'39.998 P	21.824	25.379	22.282	30.513	266.5
16	1'36.083	21.914	25.594	22.417	26.158	267.5	9	9'48.957	29.938	26.646	23.142	25.796	
17	1'35.334	21.853	25.372	22.405	25.704	267.5	10	1'36.027	21.880	25.515	22.509	26.123	265.4
18	1'35.267	21.730	25.361	22.442	25.734	269.6	11	1'40.142 P	21.786	25.412	22.400	30.544	265.4
11th 40 Hector GARZO Flexbox HP 40 SPA							12	6'08.087	22.141	26.300	22.601	25.964	
Runs=2 Total laps=17 Full laps=12							13	1'35.796	21.854	25.455	22.472	26.015	266.5
1	2'12.690	29.724	28.362	23.882	29.756		14	1'39.183 P	21.822	25.385	22.472	29.504	267.5
2	1'42.483	22.057	25.982	28.225	26.219	270.7	15	2'14.301	21.055	25.644	22.737	26.061	
3	1'35.663	21.981	25.584	22.377	25.721	269.6	16	1'44.391 P	21.816	25.446	22.509	34.620	266.5
4	1'35.496	21.801	25.615	22.289	25.791	272.8	14th 72 Marco BEZZECCHI SKY Racing Team VR ITA						
5	1'36.811	22.037	25.646	22.423	26.705	272.8	Runs=2 Total laps=20 Full laps=13						
6	1'35.526	21.814	25.518	22.437	25.757	271.7	1	2'26.979	26.793	27.980	23.531	26.323	
7	1'43.518 *	26.931*	26.146	24.300	26.142	261.4	2	1'36.123	21.985	25.743	22.579	25.816	270.7
8	1'35.293	21.724	25.510	22.367	25.692	270.7	3	1'35.586	21.863	25.474	22.482	25.767	272.8
9	1'43.110 P	23.151	26.659	22.997	30.303	270.7	4	1'35.470	21.779	25.417	22.431	25.843	271.7
10	13'23.466	27.865	27.477	23.152	26.455		5	1'35.675 *	21.767	25.486*	22.615	25.807	273.9
11	1'44.199	24.301	29.827	24.103	25.968	267.5	6	1'35.910	21.897	25.685	22.502	25.826	273.9
12	1'35.348	21.824	25.529	22.264	25.731	270.7	7	1'35.319	21.742	25.408	22.384	25.785	270.7
13	1'46.542 *	22.481*	29.870*	28.094	26.098	271.7	8	1'35.351	21.732	25.435	22.445	25.739	270.7
14	1'36.222	21.776	25.523	22.279	26.644	270.7	9	1'35.392	21.712	25.598	22.382	25.700	271.7
15	1'38.920	24.658	25.944	22.407	25.911	270.7	10	1'46.028 P	23.094	27.580	25.218	30.136	273.9
16	1'35.441	21.841	25.493	22.343	25.764	270.7	11	8'42.973 *	26.099	28.096	22.993	26.401*	
17	1'35.876	21.843	25.788	22.390	25.855	271.7	12	1'36.039	21.941	25.627	22.634	25.837	266.5
12th 42 Marcos RAMIREZ Tennor American Raci SPA							13	1'35.382	21.719	25.422	22.371	25.870	270.7
Runs=3 Total laps=19 Full laps=9							14	1'35.418	21.675	25.497	22.489	25.757	272.8
1	1'54.703	23.540	26.891	24.903	26.923		15	1'35.335	21.663	25.527	22.413	25.732	271.7
2	1'36.456	21.971	25.935	22.594	25.956	271.7	16	1'48.202 *	30.04*	29.150	23.037	25.972	271.7
3	1'36.120	21.903	25.657	22.501	26.059	271.7	17	1'35.739 *	21.827	25.726	22.379	25.807*	271.7
4	1'41.253 *	25.441*	27.435	22.442	25.928	271.7	18	1'35.379	21.772	25.535	22.366	25.706	271.7
5	1'35.518	21.816	25.528	22.333	25.841	271.7	19	1'37.824 *	23.41*	25.817	22.632	25.961	270.7
6	1'44.503 P	21.930	26.501	25.208	30.864	270.7	20	1'35.487	21.755	25.556	22.438	25.738	271.7
7	6'40.286	23.776	29.851	23.038	26.178		15th 12 Thomas LUTHI Liqui Moly Intact GP SWI						
8	1'42.683 *	21.839	25.839*	27.690	27.315	268.5	Runs=2 Total laps=18 Full laps=10						
9	1'36.069	21.906	25.613	22.495	26.055	271.7	1	1'54.310	23.451	26.996	24.213	26.933	
10	1'42.932 P	21.955	26.979	23.845	30.153	269.6	2	1'36.165	21.851	25.702	22.501	26.111	267.5
11	6'36.070	21.845	26.635	24.976	25.931		3	1'35.334	21.704	25.306	22.458	25.866	268.5
12	1'39.770	21.730	25.547	22.539	29.954	271.7	4	1'35.771	21.813	25.519	22.491	25.948	268.5
13	1'35.373	21.782	25.473	22.312	25.806	271.7	5	1'35.624	21.720	25.386	22.506	26.012	267.5
14	1'37.055 *	22.601*	25.862	22.534	26.051	270.7	6	1'39.417 *	23.90*	26.140*	23.019	26.352	267.5
15	1'35.377	21.800	25.420	22.357	25.800	271.7	7	1'35.564	21.806	25.432	22.398	25.928	265.4
16	1'44.917 *	21.777	33.332*	23.977	25.831	271.7	8	1'45.785 P	23.229	30.354	22.914	29.288	267.5
17	1'35.298	21.689	25.471	22.336	25.802	270.7	9	13'14.520	24.162	27.771	23.095	26.316	
18	1'35.294	21.746	25.382	22.370	25.796	270.7	10	1'36.518	21.912	25.674	22.533	26.399	265.4
19	1'36.239 *	21.840	25.525	22.732*	26.142	271.7	11	1'36.441 *	21.93*	25.672	22.656	26.178	267.5
13th 44 Aron CANET Inde Aspar Team Mot SPA							12	1'37.925 *	23.46*	25.880	22.562	26.018	266.5
Runs=4 Total laps=16 Full laps=7							13	1'36.253 *	21.87*	25.499	22.714	26.169	268.5
1	2'24.681	23.294	27.138	22.826	27.447		14	1'36.648	21.868	25.720	22.710	26.350	266.5
2	1'36.610	22.197	25.855	22.602	25.956	263.4	15	1'36.198	21.936	25.602	22.569	26.091	266.5
3	1'38.997	24.438	26.096	22.613	25.850	265.4	16	1'36.264	21.953	25.646	22.562	26.103	267.5
4	1'35.957	21.887	25.594	22.574	25.902	266.5	17	1'36.080	21.888	25.596	22.517	26.079	267.5
5	1'35.705 *	21.826	25.583*	22.479	25.817	266.5	18	1'36.228 *	21.879	25.650	22.592*	26.107	267.5

Fastest Lap: Fabio DI GIANNANTONIO MB Conveyors Speed ITA 1'34.893 21.784 25.335 22.186 25.588

These data/results cannot be reproduced, stored and/or transmitted in whole or in part by any manner of electronic, mechanical, photocopying, recording, broadcasting or otherwise now known or herein after developed without the previous express consent by the copyright owner, except for reproduction in daily press and regular printed publications on sale to the public within 60 days of the event related to those data/results and always provided that copyright symbol appears together as follows below.
© DORNA, 2020

Official MotoGP Timing by TISSOT
www.motogp.com

Cheste, Friday, November 13, 2020




Page 3 of 6

moto2



Free Practice Nr. 2

Moto2

Lap	Lap Time	T1	T2	T3	T4	Speed	Lap	Lap Time	T1	T2	T3	T4	Speed
3	1'36.252	22.070	25.659	22.551	25.972	268.5	16	1'35.782	21.813	25.587	22.552	25.830	264.4
4	1'35.491	21.812	25.358	22.372	25.949	269.6	17	1'38.246	22.907	26.389	22.613	26.337	264.4
5	1'35.737	21.988	25.398	22.358	25.993	269.6	18	1'35.639	21.822	25.468	22.505	25.844	267.5
6	1'35.778	21.908	25.324	22.415	26.131	268.5	19	1'47.339	26.701	30.641	23.539	26.458	264.4
7	1'35.989	21.950	25.593	22.504	25.942	267.5	24th 11 Nicolò BULEGA Federal Oil Gresini M ITA						
8	1'36.169	22.005	25.659	22.482	26.023	269.6	Runs=3 Total laps=18 Full laps=13						
9	1'39.412	P 21.939	25.386	22.545	29.542	266.5	1	1'55.629	26.015	26.867	22.947	26.799	
10	5'59.804	21.832	26.508	22.907	26.305		2	1'36.581	22.111	25.852	22.526	26.092	268.5
11	1'36.393	22.181	25.612	22.572	26.028	262.4	3	1'36.160	22.071	25.544	22.547	25.998	268.5
12	1'36.594	21.994	25.894	22.665	26.041	265.4	4	1'36.187	22.101	25.569	22.466	26.051	268.5
13	1'39.087	P 22.102	25.598	22.760	28.627	266.5	5	1'37.246	22.026	25.519	22.591	27.110	267.5
14	4'37.867	25.164	33.466	24.598	26.666		6	1'36.330	22.317	25.472	22.487	26.054	258.4
15	1'38.886	* 22.467	26.280	23.980	26.159*	263.4	7	1'36.224	22.097	25.721	22.519	25.887	268.5
16	1'38.467	* 22.32*	25.541	24.203	26.399	267.5	8	1'36.107	21.929	25.627	22.557	25.994	267.5
17	1'41.584	22.417	29.391	23.650	26.126	264.4	9	1'36.154	22.024	25.528	22.637	25.965	265.4
18	1'35.947	21.944	25.498	22.476	26.029	266.5	10	1'36.607	22.043	25.745	22.679	26.140	266.5
19	1'38.366	21.851	26.576	23.636	26.303	266.5	11	1'36.152	22.016	25.564	22.574	25.998	265.4
20	1'37.581	* 21.949	25.338	22.492	27.802*	266.5	12	1'43.843	P 23.862	26.617	23.181	30.183	265.4
22nd 45 Tetsuta NAGASHIM Red Bull KTM Ajo JPN							25th 19 Lorenzo DALLA PO Italtrans Racing Team ITA						
Runs=3 Total laps=17 Full laps=11							Runs=3 Total laps=19 Full laps=11						
1	1'53.076	23.808	26.843	23.891	26.595		13	8'26.527	29.396	29.726	23.120	26.146	
2	1'36.761	22.117	25.804	22.815	26.025	265.4	14	1'35.823	21.850	25.626	22.445	25.902	268.5
3	1'36.094	21.921	25.534	22.551	26.088	266.5	15	1'35.837	21.911	25.535	22.460	25.931	270.7
4	1'36.176	21.894	25.636	22.729	25.917	270.7	16	2'59.313	P 1'26.341	33.275	23.603	36.094	268.5
5	1'35.580	21.695	25.499	22.443	25.943	270.7	17	4'52.397	23.493	27.278	23.848	28.466	
6	1'46.525	P 21.821	25.629*	24.034	35.041	269.6	18	1'36.860	22.175	25.952	22.656	26.077	268.5
7	5'25.767	* 23.817	26.482*	23.022	26.165		26th 27 Andi Farid IZDIHAR IDEMITSU Honda Te INA						
8	1'36.090	21.857	25.819	22.551	25.863	266.5	Runs=2 Total laps=20 Full laps=15						
9	1'39.875	21.949	25.602	25.868	26.456	267.5	1	1'55.750	25.264	27.241	23.515	27.799	
10	1'36.908	22.126	25.765	22.953	26.064	268.5	2	1'36.764	22.146	25.919	22.645	26.054	270.7
11	1'36.069	21.862	25.633	22.655	25.919	267.5	3	1'36.616	21.998	25.636	22.626	26.356	270.7
12	1'38.640	P 21.729	25.466	22.470	28.975	267.5	4	1'36.312	22.016	25.642	22.565	26.089	271.7
13	10'59.312	23.914	27.310	25.710	32.736		5	1'36.147	21.857	25.561	22.570	26.159	268.5
14	1'36.743	22.138	25.922	22.643	26.040	270.7	6	1'36.151	22.000	25.567	22.534	26.050	267.5
15	1'35.618	21.772	25.438	22.484	25.924	269.6	Fastest Lap: Fabio DI GIANNANTONIO MB Conveyors Speed ITA 1'34.893 21.784 25.335 22.186 25.588						
16	1'35.821	21.905	25.488	22.568	25.860	269.6	These data/results cannot be reproduced, stored and/or transmitted in whole or in part by any manner of electronic, mechanical, photocopying, recording, broadcasting or otherwise now known or herein after developed without the previous express consent by the copyright owner, except for reproduction in daily press and regular printed publications on sale to the public within 60 days of the event related to those data/results and always provided that copyright symbol appears together as follows below.						
17	1'36.561	* 21.835	26.059	22.697*	25.970	271.7	© DORNA, 2020						
23rd 24 Simone CORSI MV Agusta Forward R ITA													
Runs=3 Total laps=19 Full laps=13													
1	1'51.948	24.774	27.376	23.340	26.447								
2	1'37.064	22.289	25.959	22.676	26.140	263.4							
3	1'36.480	21.884	25.718	22.732	26.146	263.4							
4	1'36.990	21.949	25.800	23.092	26.149	261.4							
5	1'35.918	21.864	25.527	22.552	25.975	264.4							
6	1'42.381	P 21.904	26.606	23.191	30.680	263.4							
7	5'12.692	24.340	26.757	22.834	26.279								
8	1'36.649	22.085	26.128	22.552	25.884	260.4							
9	1'37.597	22.065	25.739	23.626	26.167	260.4							
10	1'36.334	21.958	25.596	22.621	26.159	259.4							
11	1'36.156	21.949	25.603	22.603	26.001	259.4							
12	1'35.932	21.851	25.536	22.601	25.944	263.4							
13	1'41.207	P 22.934	26.256	23.015	29.002	261.4							
14	7'14.739	23.539	26.449	22.964	26.442								
15	1'37.227	* 21.98*	26.636	22.697	25.907	265.4							

Fastest Lap: Fabio DI GIANNANTONIO MB Conveyors Speed ITA 1'34.893 21.784 25.335 22.186 25.588

These data/results cannot be reproduced, stored and/or transmitted in whole or in part by any manner of electronic, mechanical, photocopying, recording, broadcasting or otherwise now known or herein after developed without the previous express consent by the copyright owner, except for reproduction in daily press and regular printed publications on sale to the public within 60 days of the event related to those data/results and always provided that copyright symbol appears together as follows below.

© DORNA, 2020

Official MotoGP Timing by TISSOT
www.motogp.com

Cheste, Friday, November 13, 2020

Page 5 of 6



Free Practice Nr. 2

Moto2

Lap	Lap Time	T1	T2	T3	T4	Speed	Lap	Lap Time	T1	T2	T3	T4	Speed
7	1'36.770	21.926	25.685	22.712	26.447	269.6	17	1'40.896	21.975	25.812	26.004	27.105	267.5
8	1'41.276	23.740	28.446	22.762	26.328	267.5	18	2'03.316 P	22.026	25.949	22.866*	52.475	266.5
9	1'36.415	22.072	25.766	22.524	26.053	268.5	29th 74 Piotr BIESIEKIRSKI NTS RW Racing GP POL						
10	1'43.861 P	21.931	26.196	22.812	32.922	267.5	Runs=2 Total laps=20 Full laps=16						
11	10'24.266	28.603	28.342	23.777	26.665		1	1'59.181	28.495	28.207	23.974	27.569	
12	1'37.470	22.251	26.052	22.949	26.218	266.5	2	1'39.713	22.566	27.379	23.101	26.667	264.4
13	1'37.013	22.064	25.900	22.713	26.336	267.5	3	1'38.326	22.451	26.140	23.056	26.679	264.4
14	1'36.633	21.994	25.936	22.654	26.049	268.5	4	1'37.918	22.340	26.040	23.035	26.503	264.4
15	1'38.126 *	22.25*	26.302	23.136	26.436	268.5	5	1'38.077	22.351	26.100	23.112	26.514	264.4
16	1'36.744	21.992	25.865	22.714	26.173	267.5	6	1'37.655	22.248	26.021	22.986	26.400	263.4
17	1'36.723	22.036	25.808	22.722	26.157	266.5	7	1'37.592	22.286	26.013	22.921	26.372	263.4
18	1'36.433	21.886	25.813	22.691	26.043	267.5	8	1'37.903	22.243	25.955	22.811	26.894	264.4
19	1'36.290	21.846	25.748	22.627	26.069	267.5	9	1'37.617	22.318	25.952	22.896	26.451	263.4
20	1'37.015 *	21.931	25.897	22.841*	26.346	268.5	10	1'41.539 P	22.341	25.915	22.951	30.332	263.4

27th 99 Kasma DANIEL		Onexox TKKR SAG T MAL					
		Runs=2	Total laps=20	Full laps=12			
1	2'09.335	26.381	29.873	25.680	27.885		
2	1'38.741	22.529	26.570	23.176	26.466	266.5	
3	1'37.695	22.054	26.125	23.185	26.331	266.5	
4	1'46.308 *	24.694	30.812*	24.359	26.443	267.5	
5	1'37.064 *	22.016	26.120*	22.793	26.135	269.6	
6	1'41.414 *	25.19*	26.821	22.971	26.424	270.7	
7	1'36.991 *	21.947	25.891	22.945	26.208*	267.5	
8	1'37.056	21.969	25.771	23.036	26.280	266.5	
9	1'45.810 P	22.167	25.979	22.692	34.972	268.5	
10	9'10.087	24.000	27.246	23.555	26.383		
11	1'37.536	22.059	26.224	22.925	26.328	265.4	
12	1'36.921	22.002	25.758	22.860	26.301	266.5	
13	1'37.066	21.975	25.841	22.911	26.339	267.5	
14	1'36.732	21.912	25.830	22.787	26.203	267.5	
15	1'36.782	21.908	25.852	22.854	26.168	268.5	
16	1'36.413	21.846	25.665	22.766	26.136	268.5	
17	1'36.949	21.947	25.766	22.878	26.358	268.5	
18	1'36.676	21.896	25.863	22.768	26.149	267.5	
19	1'36.361	21.857	25.724	22.747	26.033	267.5	
unfinished		21.979	25.698			267.5	

28th 55 Hafizh SYHRIN		Inde Aspar Team Mot MAL					
		Runs=3	Total laps=18	Full laps=10			
1	2'10.148	28.874	30.467	24.864	27.355		
2	1'45.454 *	23.20 *	26.982	28.792	26.479	265.4	
3	1'37.223	22.209	26.053	22.740	26.221	268.5	
4	1'37.446	22.209	26.167	22.838	26.232	267.5	
5	1'37.407	22.355	26.023	22.766	26.263	264.4	
6	1'50.569 P	26.76*	27.882	23.497	32.421	265.4	
7	9'26.615	26.156	27.960	23.309	26.426		
8	1'37.412	22.304	26.089	22.812	26.207	264.4	
9	1'37.059	22.158	26.020	22.827	26.054	265.4	
10	1'45.726 P	23.329	27.834	23.988	30.575	265.4	
11	4'21.090	24.732	28.174	23.186	26.261		
12	1'37.381	22.115	26.257	22.807	26.202	265.4	
13	1'36.591	22.095	25.855	22.555	26.086	265.4	
14	1'36.606	21.973	25.848	22.657	26.128	266.5	
15	1'44.828 *	26.69 *	29.090	22.941	26.100	265.4	
16	1'36.488	22.026	25.806	22.594	26.062	266.5	

Fastest Lap: Fabio DI GIANNANTONIO MB Conveyors Speed ITA **1'34.893** 21.784 25.335 22.186 25.588

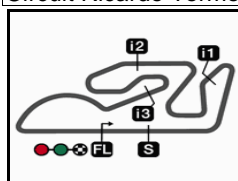
These data/results cannot be reproduced, stored and/or transmitted in whole or in part by any manner of electronic, mechanical, photocopying, recording, broadcasting or otherwise now known or herein after developed without the previous express consent by the copyright owner, except for reproduction in daily press and regular printed publications on sale to the public within 60 days of the event related to those data/results and always provided that copyright symbol appears together as follows below.
© DORNA, 2020

Official MotoGP Timing by TISSOT
www.motogp.com

Cheste, Friday, November 13, 2020

Page 6 of 6





4005 m.

GRAN PREMIO MOTUL DE LA COMUNITAT VALENCIANA

Free Practice Nr. 2

Best Partial Times


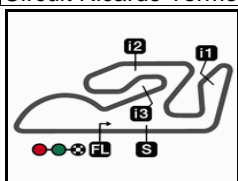
Moto2™

IT Ideal Lap Time, sum of the best partial times*BT* Best Lap Time

<i>T1</i>		<i>T2</i>		<i>T3</i>		<i>T4</i>				<i>IT</i>	<i>BT</i>	
<i>Pos</i>	<i>Rider</i>	<i>Time</i>	<i>Rider</i>	<i>Time</i>	<i>Rider</i>	<i>Time</i>	<i>Rider</i>	<i>Time</i>	<i>Pos</i>	<i>Rider</i>		
1	J.MARTIN	21.564	S.LOWES	25.217	S.LOWES	22.180	F.DI GIANNANTO	25.588	1	S.LOWES	1'34.729	1'34.983 (2)
2	J.NAVARRO	21.627	M.SCHROTTER	25.217	F.DI GIANNANTO	22.186	S.MANZI	25.642	2	F.DI GIANNAN	1'34.778	1'34.893 (1)
3	E.BASTIANINI	21.629	B.BENDSNEYDE	25.253	J.MARTIN	22.262	R.GARDNER	25.675	3	J.NAVARRO	1'34.907	1'35.158 (9)
4	S.LOWES	21.633	J.NAVARRO	25.280	H.GARZO	22.264	J.NAVARRO	25.692	4	M.SCHROTTE	1'34.916	1'35.075 (5)
5	M.SCHROTTER	21.659	E.BASTIANINI	25.282	M.SCHROTTER	22.265	H.GARZO	25.692	5	E.BASTIANINI	1'34.933	1'35.012 (3)
6	L.MARINI	21.661	F.DI GIANNANTO	25.287	B.BENDSNEYDE	22.275	A.CANET	25.697	6	B.BENDSNEY	1'34.969	1'35.052 (4)
7	M.BEZZECCHI	21.663	T.LUTHI	25.306	A.CANET	22.282	S.LOWES	25.699	7	S.MANZI	1'34.986	1'35.085 (6)
8	S.MANZI	21.671	S.CHANTRA	25.324	L.MARINI	22.303	M.BEZZECCHI	25.700	8	J.MARTIN	1'35.019	1'35.094 (7)
9	B.BENDSNEYDE	21.688	E.PONS	25.326	J.NAVARRO	22.308	J.ROBERTS	25.704	9	L.MARINI	1'35.053	1'35.154 (8)
10	M.RAMIREZ	21.689	S.MANZI	25.348	E.BASTIANINI	22.308	E.BASTIANINI	25.714	10	M.BEZZECCHI	1'35.137	1'35.319 (14)
11	T.NAGASHIMA	21.695	A.FERNANDEZ	25.350	M.RAMIREZ	22.312	L.MARINI	25.715	11	A.CANET	1'35.144	1'35.294 (13)
12	T.LUTHI	21.704	X.VIERGE	25.353	S.MANZI	22.325	B.BENDSNEYDE	25.753	11	R.GARDNER	1'35.144	1'35.381 (18)
13	L.BALDASSARRI	21.710	J.ROBERTS	25.361	L.BALDASSARRI	22.327	J.MARTIN	25.760	13	H.GARZO	1'35.173	1'35.293 (11)
14	F.DI GIANNANTO	21.717	L.MARINI	25.374	E.PONS	22.344	M.SCHROTTER	25.775	14	M.RAMIREZ	1'35.179	1'35.294 (12)
15	H.GARZO	21.724	R.GARDNER	25.377	R.GARDNER	22.348	E.PONS	25.787	15	J.ROBERTS	1'35.194	1'35.267 (10)
16	J.ROBERTS	21.730	A.CANET	25.379	S.CHANTRA	22.358	X.VIERGE	25.793	16	E.PONS	1'35.230	1'35.352 (16)
17	X.VIERGE	21.740	M.RAMIREZ	25.382	M.BEZZECCHI	22.366	M.RAMIREZ	25.796	17	X.VIERGE	1'35.269	1'35.482 (20)
18	R.GARDNER	21.744	M.BEZZECCHI	25.408	X.VIERGE	22.383	L.BALDASSARRI	25.827	18	T.LUTHI	1'35.274	1'35.334 (15)
19	A.FERNANDEZ	21.750	J.MARTIN	25.433	A.FERNANDEZ	22.386	S.CORSI	25.830	19	L.BALDASSAR	1'35.314	1'35.365 (17)
20	E.PONS	21.773	T.NAGASHIMA	25.438	T.LUTHI	22.398	A.FERNANDEZ	25.849	20	A.FERNANDEZ	1'35.335	1'35.468 (19)
21	A.CANET	21.786	L.BALDASSARRI	25.450	J.ROBERTS	22.399	T.NAGASHIMA	25.860	21	S.CHANTRA	1'35.436	1'35.491 (21)
22	S.CHANTRA	21.812	S.CORSI	25.468	T.NAGASHIMA	22.443	T.LUTHI	25.866	21	T.NAGASHIMA	1'35.436	1'35.580 (22)
23	S.CORSI	21.813	N.BULEGA	25.472	N.BULEGA	22.445	N.BULEGA	25.887	23	S.CORSI	1'35.616	1'35.639 (23)
24	A.IZDIHAR	21.846	H.GARZO	25.493	S.CORSI	22.505	S.CHANTRA	25.942	24	N.BULEGA	1'35.654	1'35.823 (24)

These data/results cannot be reproduced, stored and/or transmitted in whole or in part by any manner of electronic, mechanical, photocopying, recording, broadcasting or otherwise now known or herein after developed without the previous express consent by the copyright owner, except for reproduction in daily press and regular printed publications on sale to the public within 60 days of the event related to those data/results and always provided that copyright symbol appears together as follows below.
© DORNA, 2020

Circuit Ricardo Tormo

Results and timing service provided by  **TISSOT**

4005 m.

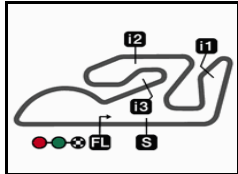
GRAN PREMIO MOTUL DE LA COMUNITAT VALENCIANA**Free Practice Nr. 2****Best Partial Times****Moto2™***IT* Ideal Lap Time, sum of the best partial times*BT* Best Lap Time

T1		T2		T3		T4				<i>IT</i>	<i>BT</i>	
<i>Pos</i>	<i>Rider</i>	<i>Time</i>	<i>Rider</i>	<i>Time</i>	<i>Rider</i>	<i>Time</i>	<i>Rider</i>	<i>Time</i>	<i>Pos</i>	<i>Rider</i>		
25	K.DANIEL	21.846	L.DALLA PORTA	25.510	A.IZDIHAR	22.524	K.DANIEL	26.033	25	A.IZDIHAR	1'35.974	1'36.147 (26)
26	N.BULEGA	21.850	A.IZDIHAR	25.561	H.SYHRIN	22.555	L.DALLA PORTA	26.037	26	L.DALLA POR	1'36.017	1'36.136 (25)
27	L.DALLA PORTA	21.858	K.DANIEL	25.665	L.DALLA PORTA	22.612	A.IZDIHAR	26.043	27	K.DANIEL	1'36.236	1'36.361 (27)
28	H.SYHRIN	21.973	H.SYHRIN	25.806	K.DANIEL	22.692	H.SYHRIN	26.054	28	H.SYHRIN	1'36.388	1'36.488 (28)
29	P.BIESIEKIRSKI	22.237	P.BIESIEKIRSKI	25.915	P.BIESIEKIRSKI	22.811	P.BIESIEKIRSKI	26.372	29	P.BIESIEKIRS	1'37.335	1'37.429 (29)

These data/results cannot be reproduced, stored and/or transmitted in whole or in part by any manner of electronic, mechanical, photocopying, recording, broadcasting or otherwise now known or herein after developed without the previous express consent by the copyright owner, except for reproduction in daily press and regular printed publications on sale to the public within 60 days of the event related to those data/results and always provided that copyright symbol appears together as follows below.
© DORNA, 2020

Official MotoGP Timing by **TISSOT**
www.motogp.com

motogp™




4005 m.

GRAN PREMIO MOTUL DE LA COMUNITAT VALENCIANA

Free Practice Nr. 2

Fastest Laps Sequence

<i>Practice Time</i>	 <i>Rider</i>	<i>Nation</i>	<i>Motorcycle</i>	<i>Time</i>	<i>Km/h</i>	<i>Rider's Lap</i>
3'26.467	21 Fabio DI GIANNANTONI	ITA	SPEED UP	1'35.831	150.4	2
5'01.905	21 Fabio DI GIANNANTONI	ITA	SPEED UP	1'35.438	151.0	3
5'02.242	64 Bo BENDSNEYDER	NED	NTS	1'35.212	151.4	3
7'01.288	23 Marcel SCHROTTER	GER	KALEX	1'35.175	151.4	4
8'14.207	21 Fabio DI GIANNANTONI	ITA	SPEED UP	1'35.143	151.5	5
10'19.191	62 Stefano MANZI	ITA	MV AGUSTA	1'35.087	151.6	6
10'34.144	22 Sam LOWES	GBR	KALEX	1'35.050	151.6	6
30'34.033	21 Fabio DI GIANNANTONI	ITA	SPEED UP	1'34.893	151.9	13

These data/results cannot be reproduced, stored and/or transmitted in whole or in part by any manner of electronic, mechanical, photocopying, recording, broadcasting or otherwise now known or herein after developed without the previous express consent by the copyright owner, except for reproduction in daily press and regular printed publications on sale to the public within 60 days of the event related to those data/results and always provided that copyright symbol appears together as follows below.

© DORNA, 2020

Official MotoGP Timing by TISSOT
www.motogp.com

Cheste, Friday, November 13, 2020

